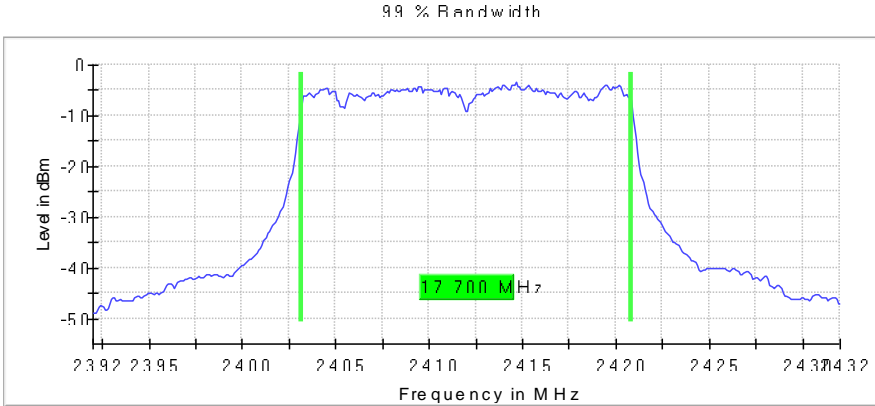
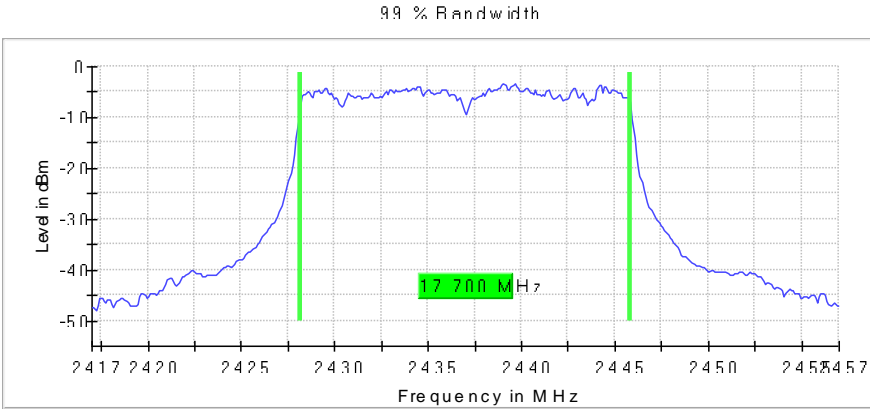
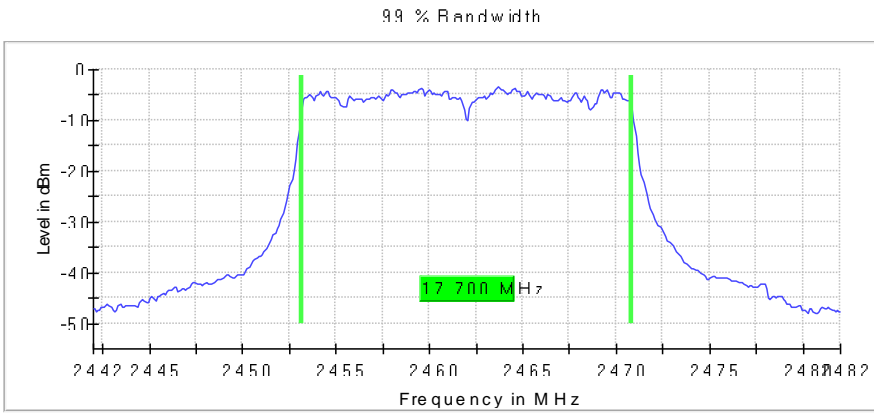


TEST RESULTS (Cont.):	OCCUPIED BANDWIDTH
<p>Lowest Channel</p> 	
<p>Middle Channel</p> 	
<p>Highest Channel</p> 	

TESTED SAMPLES:	S/01
TESTED CONDITIONS MODES:	TC#03 (n20 mode MIMO)
TEST RESULTS:	PASS

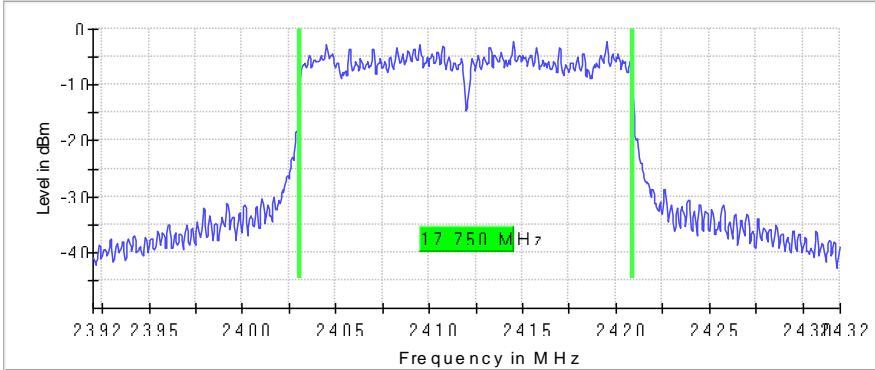
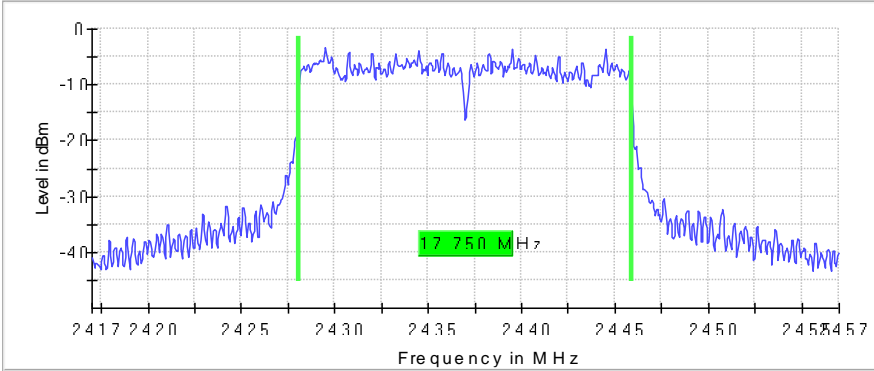
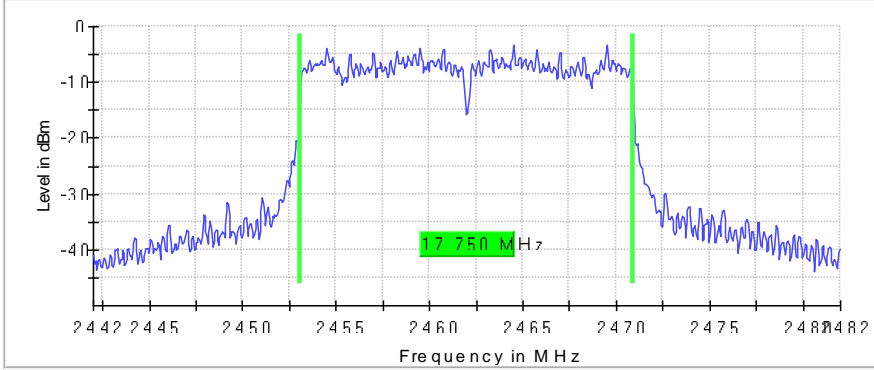
Type of equipment: Non-adaptive Equipment.

Radio A + B (MIMO)

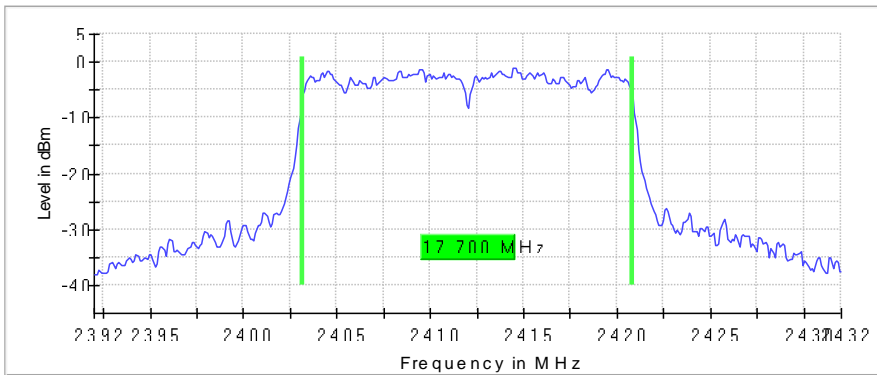
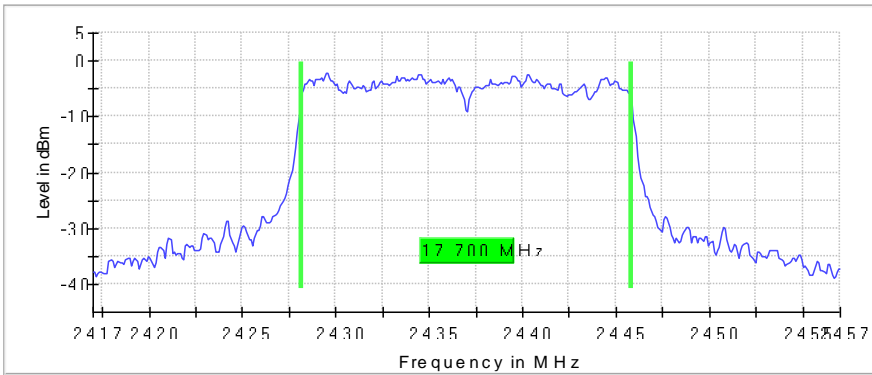
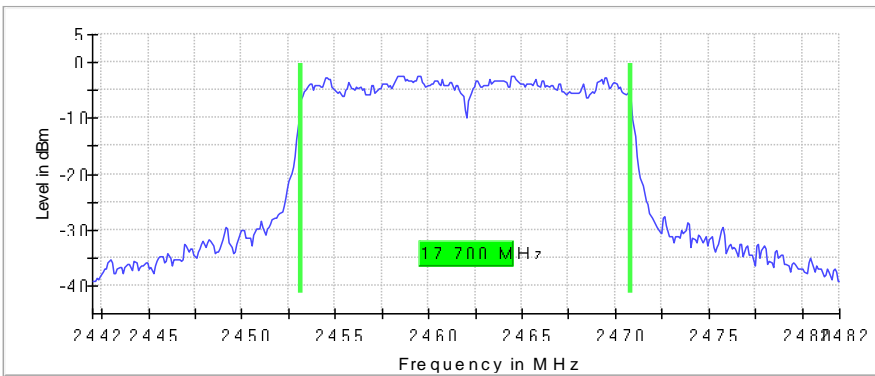
	Lowest frequency 2412 MHz	Middle frequency 2437 MHz	Highest frequency 2462 MHz
6dB bandwidth (MHz)	17.75	17.75	17.75
Occupied bandwidth (MHz)	17.70	17.70	17.70

6dB Measurement

Setting	Instrument Value	Instrument Value	Instrument Value
Start Frequency	2.39200 GHz	2.41700 GHz	2.44200 GHz
Stop Frequency	2.43200 GHz	2.45700 GHz	2.48200 GHz
Span	40.00 MHz	40.000 MHz	40.000 MHz
RBW	100.000 kHz	100.000 kHz	100.000 kHz
VBW	300.000 kHz	300.000 kHz	300.000 kHz
Sweep Points	800	800	800
Sweep time	56.836 us	56.836 us	56.836 us
Reference Level	10.000 dBm	10.000 dBm	10.000 dBm
Attenuation	30.000 dB	30.000 dB	30.000 dB
Detector	MaxPeak	MaxPeak	MaxPeak
Sweep Count	100	100	100
Filter	3 dB	3 dB	3 dB
Trace Mode	Max Hold	Max Hold	Max Hold
Sweep type	FFT	FFT	FFT
Preamplifier	off	off	off
Stable mode	Trace	Trace	Trace
Stable value	0.50 dB	0.50 dB	0.50 dB
Run	70 / max. 150	69 / max. 150	53 / max. 150
Stable	5 / 5	5 / 5	5 / 5
Max Stable	0.05 dB	0.31 dB	0.46 dB

TEST RESULTS (Cont.):	6 dB BANDWIDTH
<p>Lowest Channel</p> 	<p>Middle Channel</p> 
	<p>Highest Channel</p> 

TEST RESULTS (Cont.):			
OBW Measurement			
Setting	Instrument Value	Instrument Value	Instrument Value
Start Frequency	2.39200 GHz	2.41700 GHz	2.44200 GHz
Stop Frequency	2.43200 GHz	2.45700 GHz	2.48200 GHz
Span	40.00 MHz	40.000 MHz	40.000 MHz
RBW	200.000 kHz	200.000 kHz	200.000 kHz
VBW	1.000 MHz	1.000 MHz	1.000 MHz
Sweep Points	400	400	400
Sweep time	28.477 us	28.477 us	28.477 us
Reference Level	10.000 dBm	10.000 dBm	10.000 dBm
Attenuation	30.000 dB	30.000 dB	30.000 dB
Detector	MaxPeak	MaxPeak	MaxPeak
Sweep Count	100	100	100
Filter	3 dB	3 dB	3 dB
Trace Mode	Max Hold	Max Hold	Max Hold
Sweep type	FFT	FFT	FFT
Preamplifier	off	off	off
Stable mode	Trace	Trace	Trace
Stable value	0.30 dB	0.30 dB	0.30 dB
Run	60 / max. 150	55 / max. 150	57 / max. 150
Stable	3 / 3	3 / 3	3 / 3
Max Stable	0.01 dB	0.22 dB	0.15 dB

TEST RESULTS (Cont.):	OCCUPIED BANDWIDTH
<p>Lowest Channel</p> 	
<p>Middle Channel</p> 	
<p>Highest Channel</p> 	

TESTED SAMPLES:	S/01
TESTED CONDITIONS MODES:	TC#03 (n40 mode SISO)
TEST RESULTS:	PASS

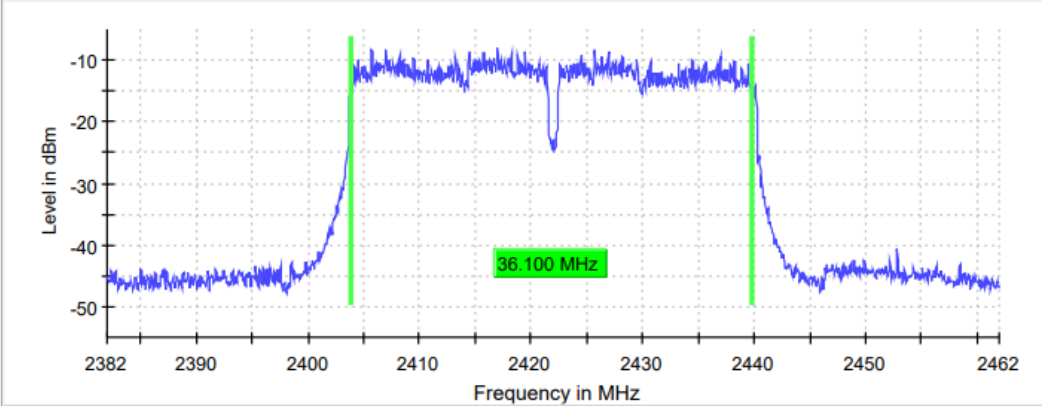
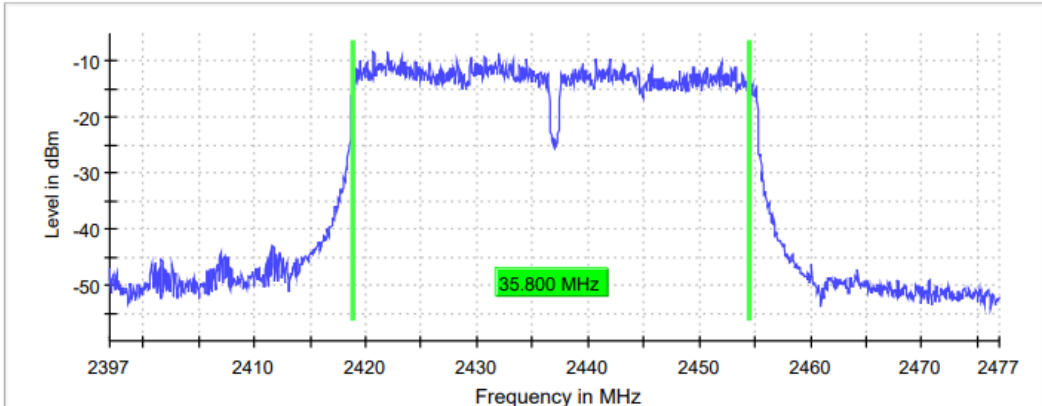
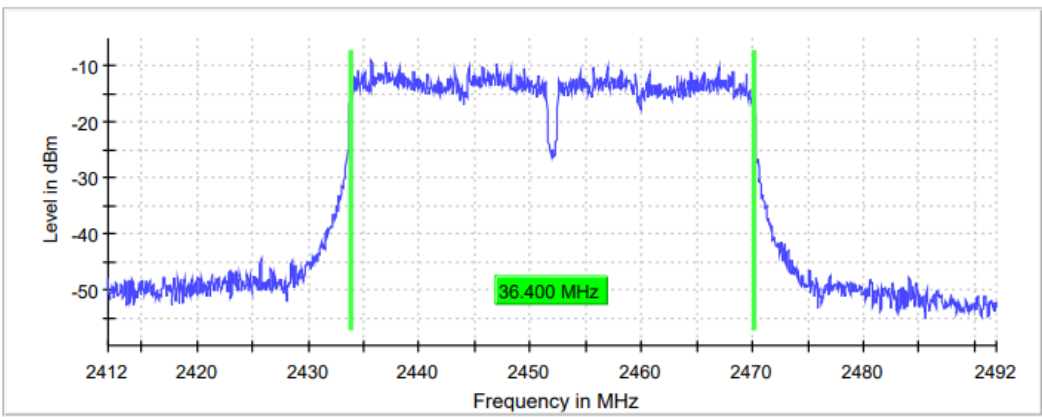
Type of equipment: Non-adaptive Equipment.

Radio A (SISO)

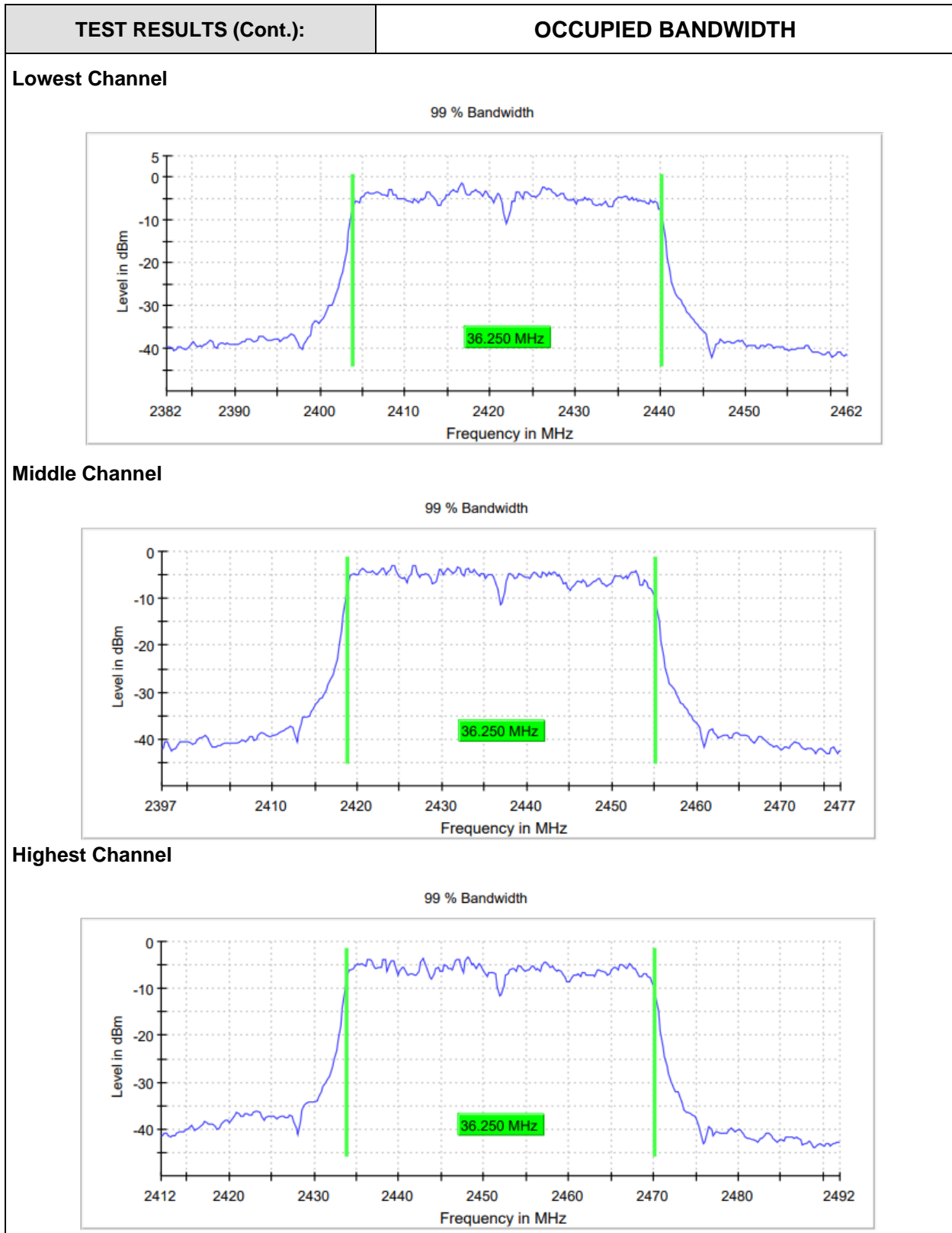
	Lowest frequency 2422 MHz	Middle frequency 2437 MHz	Highest frequency 2452 MHz
6dB bandwidth (MHz)	36.10	35.80	36.40
Occupied bandwidth (MHz)	36.25	36.25	36.25

6dB Measurement

Setting	Instrument Value	Instrument Value	Instrument Value
Start Frequency	2.38200 GHz	2.39700 GHz	2.41200 GHz
Stop Frequency	2.46200 GHz	2.47700 GHz	2.49200 GHz
Span	80.00 MHz	80.00 MHz	80.00 MHz
RBW	100.000 kHz	100.000 kHz	100.000 kHz
VBW	300.000 kHz	300.000 kHz	300.000 kHz
Sweep Points	1600	1600	1600
Sweep time	94.727 us	94.727 us	94.727 us
Reference Level	10.000 dBm	10.000 dBm	10.000 dBm
Attenuation	30.000 dB	30.000 dB	30.000 dB
Detector	MaxPeak	MaxPeak	MaxPeak
Sweep Count	100	100	100
Filter	3 dB	3 dB	3 dB
Trace Mode	Max Hold	Max Hold	Max Hold
Sweep type	FFT	FFT	FFT
Preamplifier	off	off	off
Stable mode	Trace	Trace	Trace
Stable value	0.50 dB	0.50 dB	0.50 dB
Run	87 / max. 150	60 / max. 150	108 / max. 150
Stable	5 / 5	5 / 5	5 / 5
Max Stable	0.38 dB	0.46 dB	0.0 dB

TEST RESULTS (Cont.):	6 dB BANDWIDTH
Lowest Channel	
<p style="text-align: center;">6 dB Bandwidth</p>  <p style="text-align: center;">36.100 MHz</p>	
Middle Channel	
<p style="text-align: center;">6 dB Bandwidth</p>  <p style="text-align: center;">35.800 MHz</p>	
Highest Channel	
<p style="text-align: center;">6 dB Bandwidth</p>  <p style="text-align: center;">36.400 MHz</p>	

TEST RESULTS (Cont.):			
OBW Measurement			
Setting	Instrument Value	Instrument Value	Instrument Value
Start Frequency	2.38200 GHz	2.39700 GHz	2.41200 GHz
Stop Frequency	2.46200 GHz	2.47700 GHz	2.49200 GHz
Span	80.00 MHz	80.00 MHz	80.00 MHz
RBW	500.000 kHz	500.000 kHz	500.000 kHz
VBW	2.000 MHz	2.000 MHz	2.000 MHz
Sweep Points	320	320	320
Sweep time	18.906 us	18.906 us	18.906 us
Reference Level	10.000 dBm	10.000 dBm	10.000 dBm
Attenuation	30.000 dB	30.000 dB	30.000 dB
Detector	MaxPeak	MaxPeak	MaxPeak
Sweep Count	100	100	100
Filter	3 dB	3 dB	3 dB
Trace Mode	Max Hold	Max Hold	Max Hold
Sweep type	FFT	FFT	FFT
Preamplifier	off	off	off
Stable mode	Trace	Trace	Trace
Stable value	0.30 dB	0.30 dB	0.30 dB
Run	59 / max. 150	71 / max. 150	48 / max. 150
Stable	3 / 3	3 / 3	3 / 3
Max Stable	0.28 dB	0.00 dB	0.46 dB



TESTED SAMPLES:	S/01
TESTED CONDITIONS MODES:	TC#03 (n40 mode SISO)
TEST RESULTS:	PASS

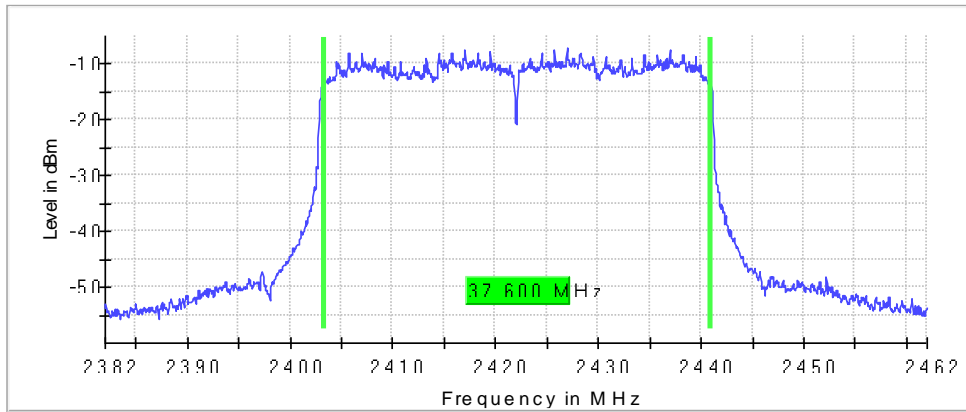
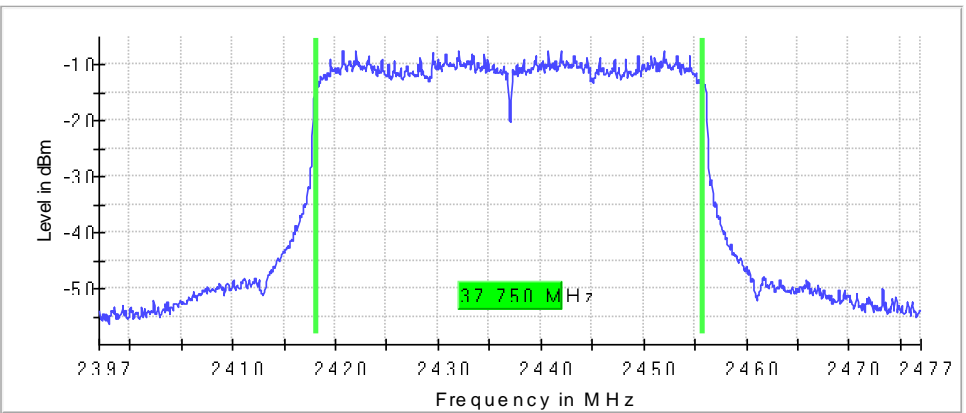
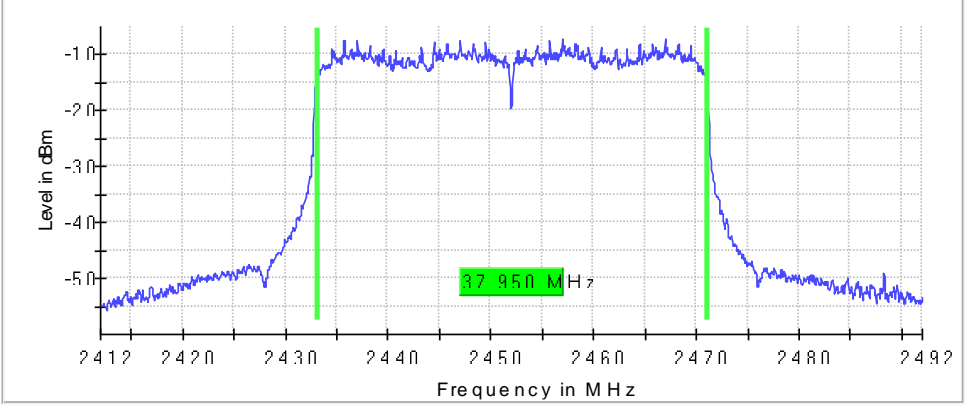
Type of equipment: Non-adaptive Equipment.

Radio B (SISO)

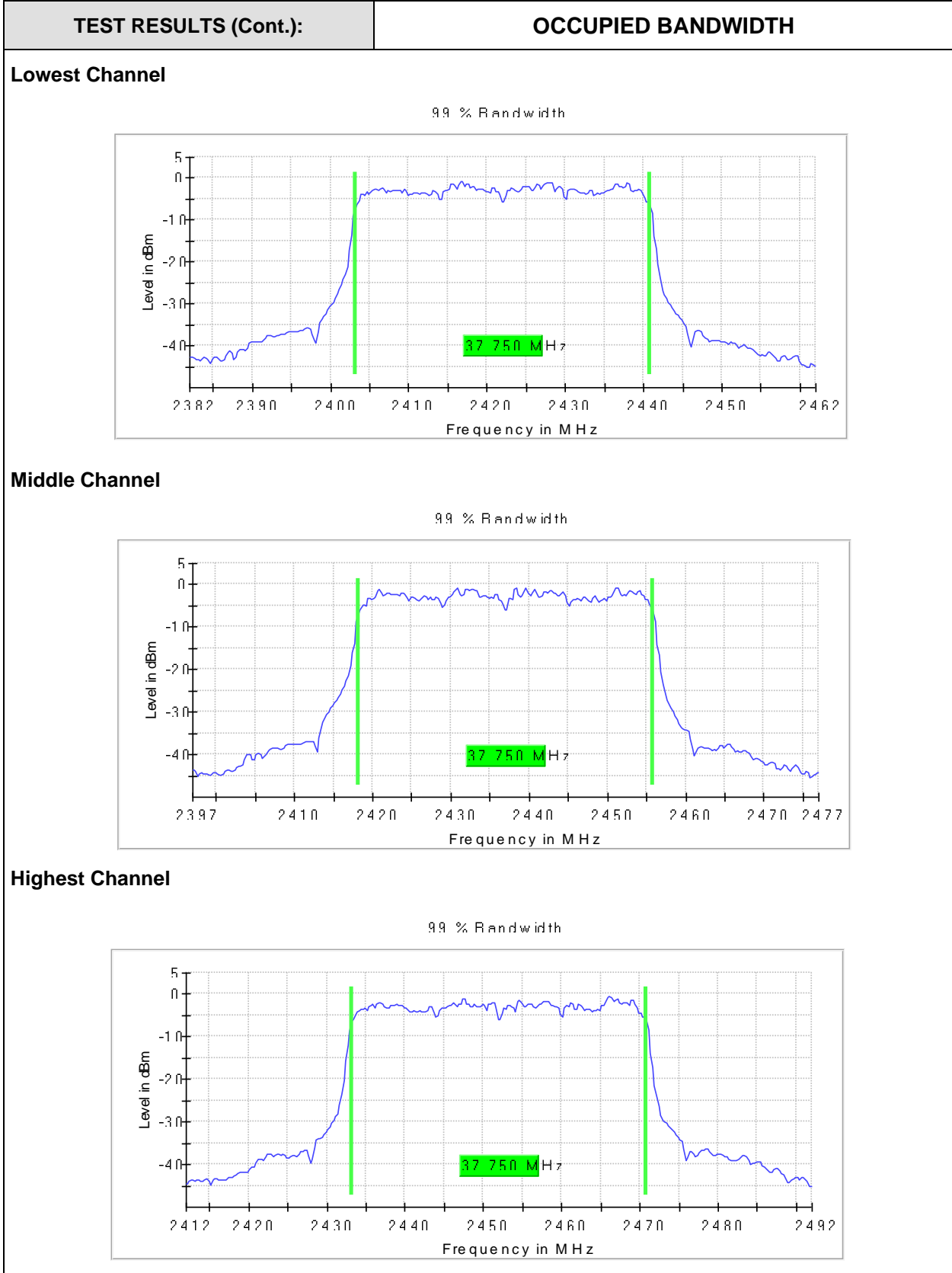
	Lowest frequency 2422 MHz	Middle frequency 2437 MHz	Highest frequency 2452 MHz
6dB bandwidth (MHz)	37.60	37.75	37.95
Occupied bandwidth (MHz)	37.75	37.75	37.75

6dB Measurement

Setting	Instrument Value	Instrument Value	Instrument Value
Start Frequency	2.38200 GHz	2.39700 GHz	2.41200 GHz
Stop Frequency	2.46200 GHz	2.47700 GHz	2.49200 GHz
Span	80.00 MHz	80.00 MHz	80.00 MHz
RBW	100.000 kHz	100.000 kHz	100.000 kHz
VBW	300.000 kHz	300.000 kHz	300.000 kHz
Sweep Points	1600	1600	1600
Sweep time	94.727 µs	94.727 µs	94.727 µs
Reference Level	10.000 dBm	10.000 dBm	10.000 dBm
Attenuation	30.000 dB	30.000 dB	30.000 dB
Detector	MaxPeak	MaxPeak	MaxPeak
Sweep Count	100	100	100
Filter	3 dB	3 dB	3 dB
Trace Mode	Max Hold	Max Hold	Max Hold
Sweep type	FFT	FFT	FFT
Preamp	off	off	off
Stable mode	Trace	Trace	Trace
Stable value	0.50 dB	0.50 dB	0.50 dB
Run	91 / max. 150	99 / max. 150	59 / max. 150
Stable	5 / 5	5 / 5	5 / 5
Max Stable Difference	0.25 dB	0.13 dB	0.20 dB

TEST RESULTS (Cont.):	6 dB BANDWIDTH
Lowest Channel	
<p style="text-align: center;">6 dB Bandwidth</p>  <p>Level in dBm</p> <p style="text-align: center;">37.600 MHz</p> <p style="text-align: center;">Frequency in MHz</p>	
Middle Channel	
<p style="text-align: center;">6 dB Bandwidth</p>  <p>Level in dBm</p> <p style="text-align: center;">37.750 MHz</p> <p style="text-align: center;">Frequency in MHz</p>	
Highest Channel	
<p style="text-align: center;">6 dB Bandwidth</p>  <p>Level in dBm</p> <p style="text-align: center;">37.950 MHz</p> <p style="text-align: center;">Frequency in MHz</p>	

TEST RESULTS (Cont.):			
OBW Measurement			
Setting	Instrument Value	Instrument Value	Instrument Value
Start Frequency	2.38200 GHz	2.39700 GHz	2.41200 GHz
Stop Frequency	2.46200 GHz	2.47700 GHz	2.49200 GHz
Span	80.00 MHz	80.00 MHz	80.00 MHz
RBW	500.000 kHz	500.000 kHz	500.000 kHz
VBW	2.000 MHz	2.000 MHz	2.000 MHz
Sweep Points	320	320	320
Sweep time	18.906 us	18.906 us	18.906 us
Reference Level	10.000 dBm	10.000 dBm	10.000 dBm
Attenuation	30.000 dB	30.000 dB	30.000 dB
Detector	MaxPeak	MaxPeak	MaxPeak
Sweep Count	100	100	100
Filter	3 dB	3 dB	3 dB
Trace Mode	Max Hold	Max Hold	Max Hold
Sweep type	FFT	FFT	FFT
Preamplifier	off	off	off
Stable mode	Trace	Trace	Trace
Stable value	0.30 dB	0.30 dB	0.30 dB
Run	54 / max. 150	53 / max. 150	61 / max. 150
Stable	3 / 3	3 / 3	3 / 3
Max Stable	0.00 dB	0.16 dB	0.01 dB



TESTED SAMPLES:	S/01
TESTED CONDITIONS MODES:	TC#03 (n40 mode MIMO)
TEST RESULTS:	PASS

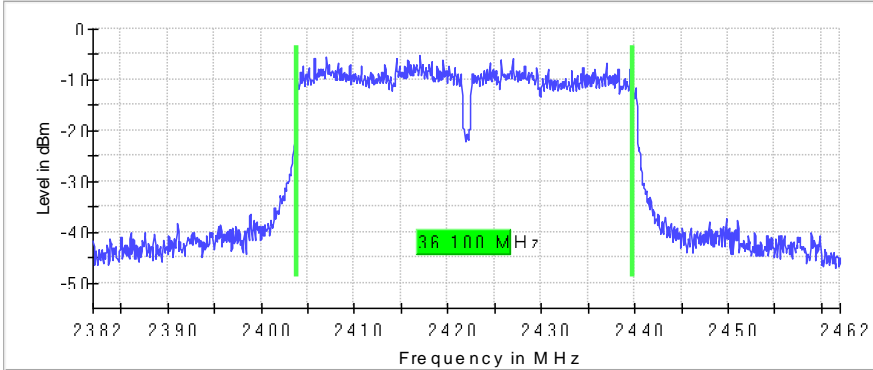
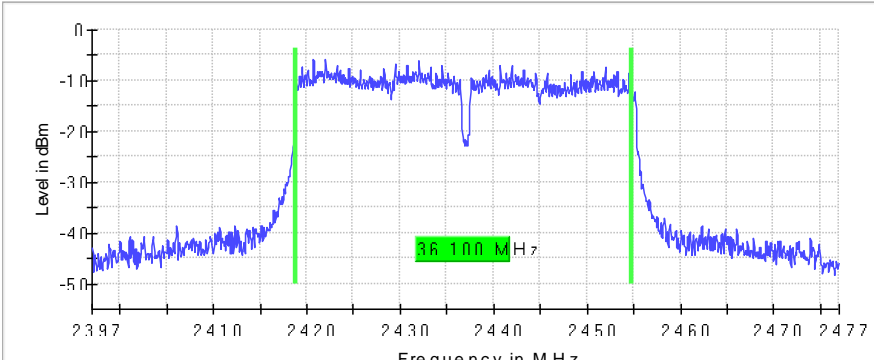
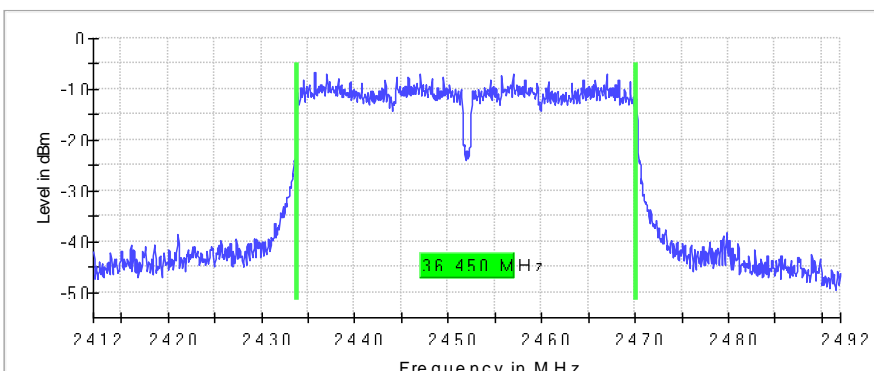
Type of equipment: Non-adaptive Equipment.

Radio A + B (MIMO)

	Lowest frequency 2422 MHz	Middle frequency 2437 MHz	Highest frequency 2452 MHz
6dB bandwidth (MHz)	36.10	36.10	36.45
Occupied bandwidth (MHz)	36.50	36.50	36.25

6dB Measurement

Setting	Instrument Value	Instrument Value	Instrument Value
Start Frequency	2.38200 GHz	2.39700 GHz	2.41200 GHz
Stop Frequency	2.46200 GHz	2.47700 GHz	2.49200 GHz
Span	80.00 MHz	80.00 MHz	80.00 MHz
RBW	100.000 kHz	100.000 kHz	100.000 kHz
VBW	300.000 kHz	300.000 kHz	300.000 kHz
Sweep Points	1600	1600	1600
Sweep time	94.727 us	94.727 us	94.727 us
Reference Level	10.000 dBm	10.000 dBm	10.000 dBm
Attenuation	30.000 dB	30.000 dB	30.000 dB
Detector	MaxPeak	MaxPeak	MaxPeak
Sweep Count	100	100	100
Filter	3 dB	3 dB	3 dB
Trace Mode	Max Hold	Max Hold	Max Hold
Sweep type	FFT	FFT	FFT
Preamplifier	off	off	off
Stable mode	Trace	Trace	Trace
Stable value	0.50 dB	0.50 dB	0.50 dB
Run	88 / max. 150	104 / max. 150	78 / max. 150
Stable	5 / 5	5 / 5	5 / 5
Max Stable	0.28 dB	0.00 dB	0.17 dB

TEST RESULTS (Cont.):	6 dB BANDWIDTH
Lowest Channel	
<p style="text-align: center;">6 dB Bandwidth</p>  <p>The plot shows a signal level between -1.0 dBm and -2.0 dBm within a 36.100 MHz bandwidth. The x-axis ranges from 2382 to 2462 MHz, and the y-axis ranges from -5.0 to 0 dBm.</p>	
Middle Channel	
<p style="text-align: center;">6 dB Bandwidth</p>  <p>The plot shows a signal level between -1.0 dBm and -2.0 dBm within a 36.100 MHz bandwidth. The x-axis ranges from 2397 to 2477 MHz, and the y-axis ranges from -5.0 to 0 dBm.</p>	
Highest Channel	
<p style="text-align: center;">6 dB Bandwidth</p>  <p>The plot shows a signal level between -1.0 dBm and -2.0 dBm within a 36.450 MHz bandwidth. The x-axis ranges from 2412 to 2492 MHz, and the y-axis ranges from -5.0 to 0 dBm.</p>	

TEST RESULTS (Cont.):			
OBW Measurement			
Setting	Instrument Value	Instrument Value	Instrument Value
Start Frequency	2.38200 GHz	2.39700 GHz	2.41200 GHz
Stop Frequency	2.46200 GHz	2.47700 GHz	2.49200 GHz
Span	80.00 MHz	80.00 MHz	80.00 MHz
RBW	500.000 kHz	500.000 kHz	500.000 kHz
VBW	2.000 MHz	2.000 MHz	2.000 MHz
Sweep Points	320	320	320
Sweep time	18.906 us	18.906 us	18.906 us
Reference Level	10.000 dBm	10.000 dBm	10.000 dBm
Attenuation	30.000 dB	30.000 dB	30.000 dB
Detector	MaxPeak	MaxPeak	MaxPeak
Sweep Count	100	100	100
Filter	3 dB	3 dB	3 dB
Trace Mode	Max Hold	Max Hold	Max Hold
Sweep type	FFT	FFT	FFT
Preamp	off	off	off
Stable mode	Trace	Trace	Trace
Stable value	0.30 dB	0.30 dB	0.30 dB
Run	41 / max. 150	61 / max. 150	46 / max. 150
Stable	3 / 3	3 / 3	3 / 3
Max Stable	0.28 dB	0.00 dB	0.00 dB

TEST RESULTS (Cont.):	OCCUPIED BANDWIDTH
Lowest Channel	
<p style="text-align: center;">99 % Bandwidth</p>	
Middle Channel	
<p style="text-align: center;">99 % Bandwidth</p>	
Highest Channel	
<p style="text-align: center;">99 % Bandwidth</p>	

TESTED SAMPLES:	S/01
TESTED CONDITIONS MODES:	TC#04 (ax20 mode SISO)
TEST RESULTS:	PASS

Type of equipment: Non-adaptive Equipment.

Radio A (SISO)

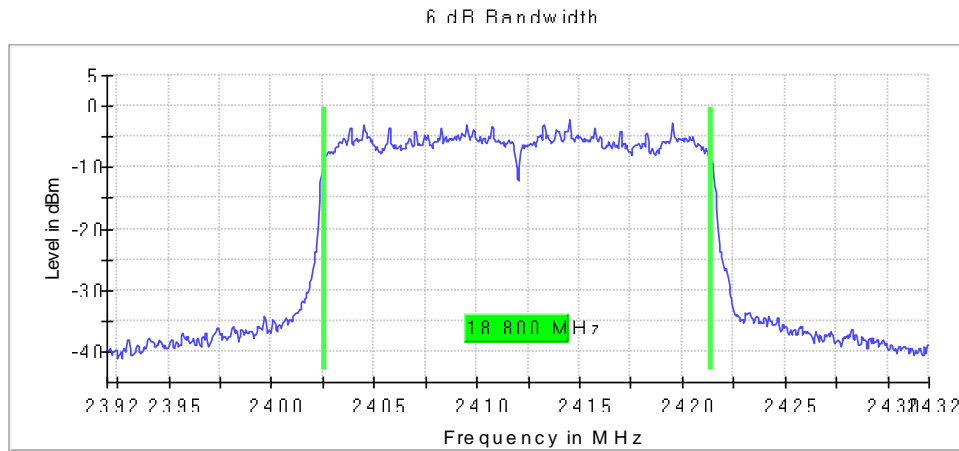
	Lowest frequency 2412 MHz	Middle frequency 2437 MHz	Highest frequency 2462 MHz
6dB bandwidth (MHz)	18.80	18.85	18.70
Occupied bandwidth (MHz)	18.90	18.90	18.90

6dB Measurement

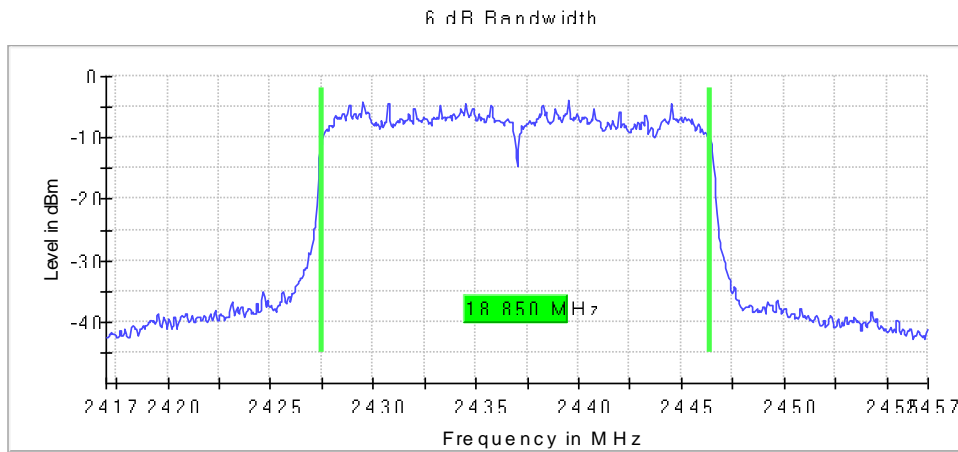
Setting	Instrument Value	Instrument Value	Instrument Value
Start Frequency	2.39200 GHz	2.41700 GHz	2.44200 GHz
Stop Frequency	2.43200 GHz	2.45700 GHz	2.48200 GHz
Span	40.00 MHz	40.000 MHz	40.000 MHz
RBW	100.000 kHz	100.000 kHz	100.000 kHz
VBW	300.000 kHz	300.000 kHz	300.000 kHz
Sweep Points	800	800	800
Sweep time	56.836 us	56.836 us	56.836 us
Reference Level	10.000 dBm	10.000 dBm	10.000 dBm
Attenuation	30.000 dB	30.000 dB	30.000 dB
Detector	MaxPeak	MaxPeak	MaxPeak
Sweep Count	100	100	100
Filter	3 dB	3 dB	3 dB
Trace Mode	Max Hold	Max Hold	Max Hold
Sweep type	FFT	FFT	FFT
Preamp	off	off	off
Stable mode	Trace	Trace	Trace
Stable value	0.50 dB	0.50 dB	0.50 dB
Run	62 / max. 150	99 / max. 150	81 / max. 150
Stable	5 / 5	5 / 5	5 / 5
Max Stable	0.30 dB	0.06 dB	0.31 dB

TEST RESULTS (Cont.):	6 dB BANDWIDTH
------------------------------	-----------------------

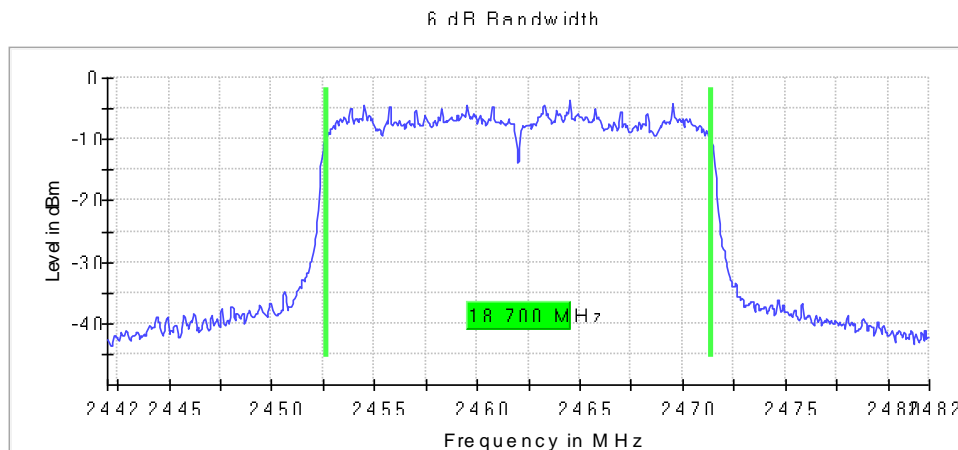
Lowest Channel



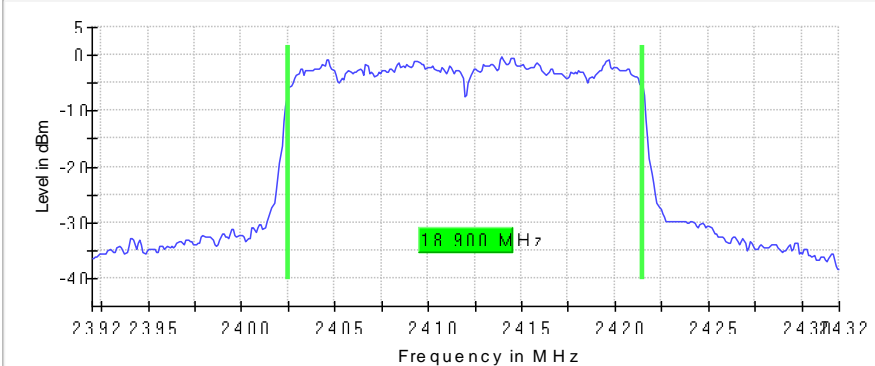
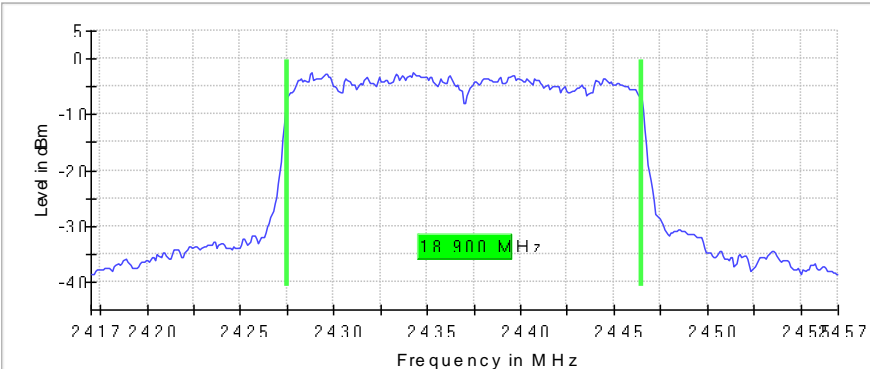
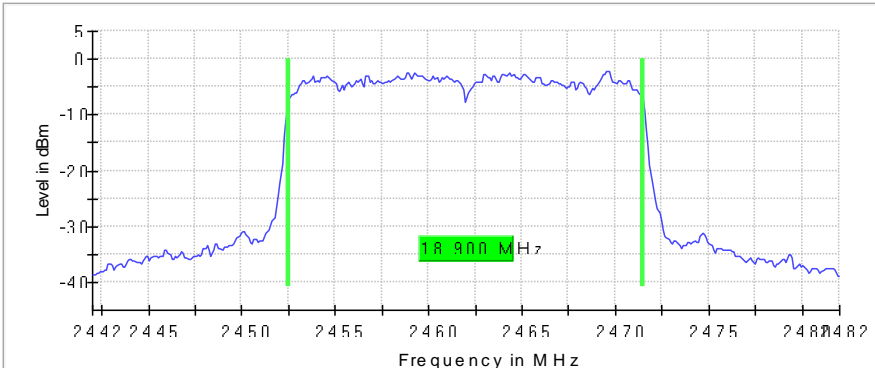
Middle Channel



Highest Channel



TEST RESULTS (Cont.):			
OBW Measurement			
Setting	Instrument Value	Instrument Value	Instrument Value
Start Frequency	2.39200 GHz	2.41700 GHz	2.44200 GHz
Stop Frequency	2.43200 GHz	2.45700 GHz	2.48200 GHz
Span	40.00 MHz	40.000 MHz	40.000 MHz
RBW	200.000 kHz	200.000 kHz	200.000 kHz
VBW	1.000 MHz	1.000 MHz	1.000 MHz
Sweep Points	400	400	400
Sweep time	28.477 us	28.477 us	28.477 us
Reference Level	10.000 dBm	10.000 dBm	10.000 dBm
Attenuation	30.000 dB	30.000 dB	30.000 dB
Detector	MaxPeak	MaxPeak	MaxPeak
Sweep Count	100	100	100
Filter	3 dB	3 dB	3 dB
Trace Mode	Max Hold	Max Hold	Max Hold
Sweep type	FFT	FFT	FFT
Preamplifier	off	off	off
Stable mode	Trace	Trace	Trace
Stable value	0.30 dB	0.30 dB	0.30 dB
Run	79 / max. 150	77 / max. 150	62 / max. 150
Stable	3 / 3	3 / 3	3 / 3
Max Stable	0.14 dB	0.00 dB	0.02 dB

TEST RESULTS (Cont.):	OCCUPIED BANDWIDTH
<p>Lowest Channel</p> <p style="text-align: center;">99 % Bandwidth</p> 	
<p>Middle Channel</p> <p style="text-align: center;">99 % Bandwidth</p> 	
<p>Highest Channel</p> <p style="text-align: center;">99 % Bandwidth</p> 	

TESTED SAMPLES:	S/01
TESTED CONDITIONS MODES:	TC#04 (ax20 mode SISO)
TEST RESULTS:	PASS

Type of equipment: Non-adaptive Equipment.

Radio B (SISO)

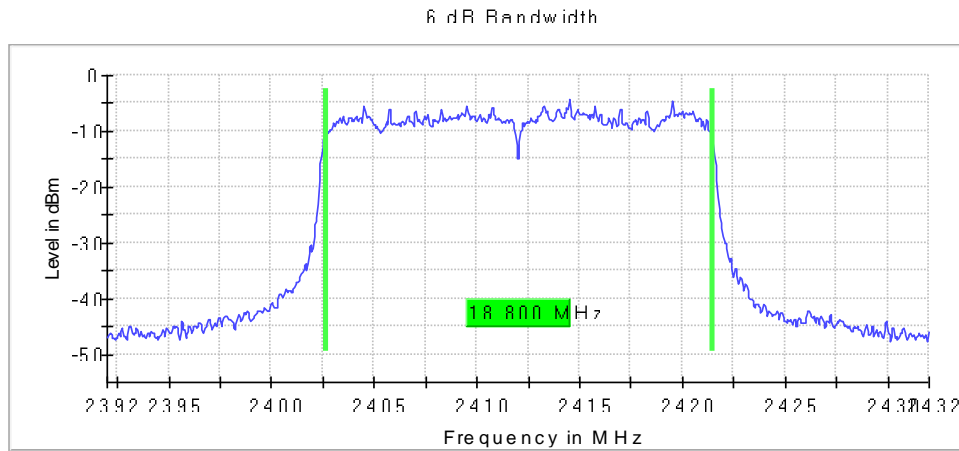
	Lowest frequency 2412 MHz	Middle frequency 2437 MHz	Highest frequency 2462 MHz
6dB bandwidth (MHz)	18.80	18.80	18.75
Occupied bandwidth (MHz)	18.90	18.90	18.90

6dB Measurement

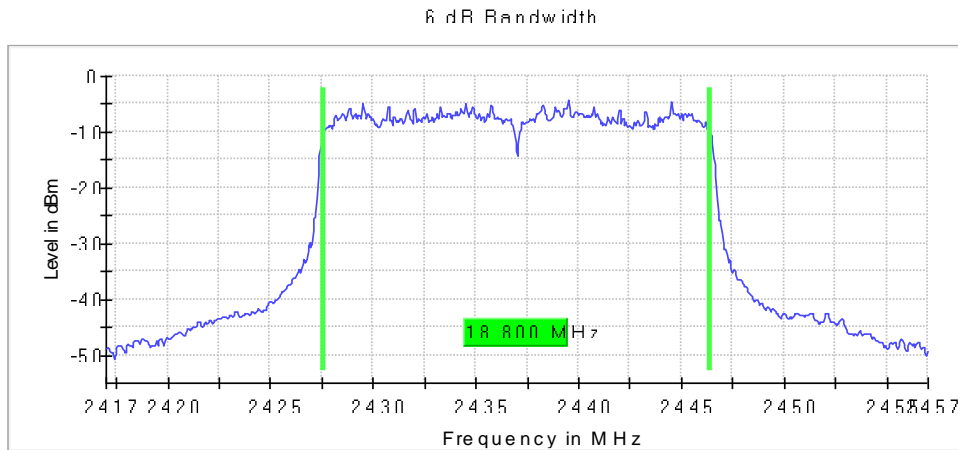
Setting	Instrument Value	Instrument Value	Instrument Value
Start Frequency	2.39200 GHz	2.41700 GHz	2.44200 GHz
Stop Frequency	2.43200 GHz	2.45700 GHz	2.48200 GHz
Span	40.00 MHz	40.000 MHz	40.000 MHz
RBW	100.000 kHz	100.000 kHz	100.000 kHz
VBW	300.000 kHz	300.000 kHz	300.000 kHz
Sweep Points	800	800	800
Sweep time	56.836 us	56.836 us	56.836 us
Reference Level	10.000 dBm	10.000 dBm	10.000 dBm
Attenuation	30.000 dB	30.000 dB	30.000 dB
Detector	MaxPeak	MaxPeak	MaxPeak
Sweep Count	100	100	100
Filter	3 dB	3 dB	3 dB
Trace Mode	Max Hold	Max Hold	Max Hold
Sweep type	FFT	FFT	FFT
Preamp	off	off	off
Stable mode	Trace	Trace	Trace
Stable value	0.50 dB	0.50 dB	0.50 dB
Run	76 / max. 150	76 / max. 150	86 / max. 150
Stable	5 / 5	5 / 5	5 / 5
Max Stable	0.50 dB	0.17 dB	0.13 dB

TEST RESULTS (Cont.):	6 dB BANDWIDTH
------------------------------	-----------------------

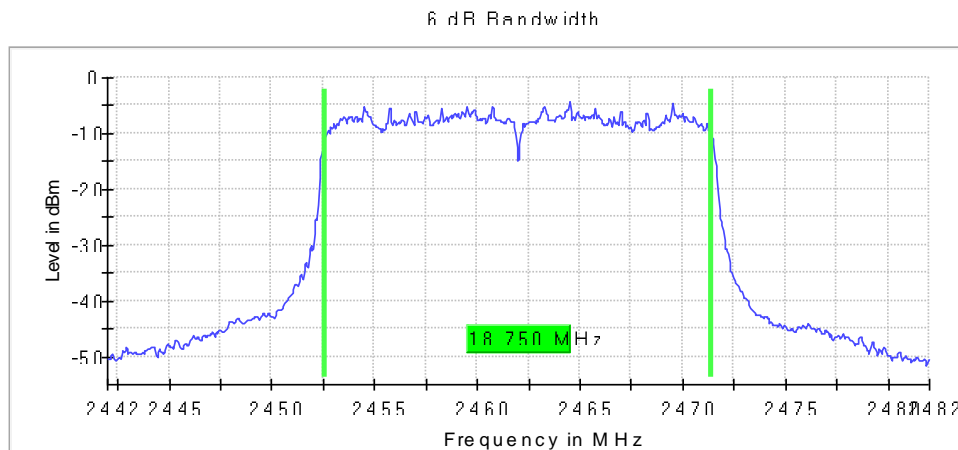
Lowest Channel



Middle Channel



Highest Channel



TEST RESULTS (Cont.):			
OBW Measurement			
Setting	Instrument Value	Instrument Value	Instrument Value
Start Frequency	2.39200 GHz	2.41700 GHz	2.44200 GHz
Stop Frequency	2.43200 GHz	2.45700 GHz	2.48200 GHz
Span	40.00 MHz	40.000 MHz	40.000 MHz
RBW	200.000 kHz	200.000 kHz	200.000 kHz
VBW	1.000 MHz	1.000 MHz	1.000 MHz
Sweep Points	400	400	400
Sweep time	28.477 us	28.477 us	28.477 us
Reference Level	10.000 dBm	10.000 dBm	10.000 dBm
Attenuation	30.000 dB	30.000 dB	30.000 dB
Detector	MaxPeak	MaxPeak	MaxPeak
Sweep Count	100	100	100
Filter	3 dB	3 dB	3 dB
Trace Mode	Max Hold	Max Hold	Max Hold
Sweep type	FFT	FFT	FFT
Preamplifier	off	off	off
Stable mode	Trace	Trace	Trace
Stable value	0.30 dB	0.30 dB	0.30 dB
Run	64 / max. 150	66 / max. 150	70 / max. 150
Stable	3 / 3	3 / 3	3 / 3
Max Stable	0.22 dB	0.00 dB	0.20 dB

TEST RESULTS (Cont.):	OCCUPIED BANDWIDTH
Lowest Channel	<p style="text-align: center;">99 % Bandwidth</p>
Middle Channel	<p style="text-align: center;">99 % Bandwidth</p>
Highest Channel	<p style="text-align: center;">99 % Bandwidth</p>

TESTED SAMPLES:	S/01
TESTED CONDITIONS MODES:	TC#04 (ax20 mode MIMO)
TEST RESULTS:	PASS

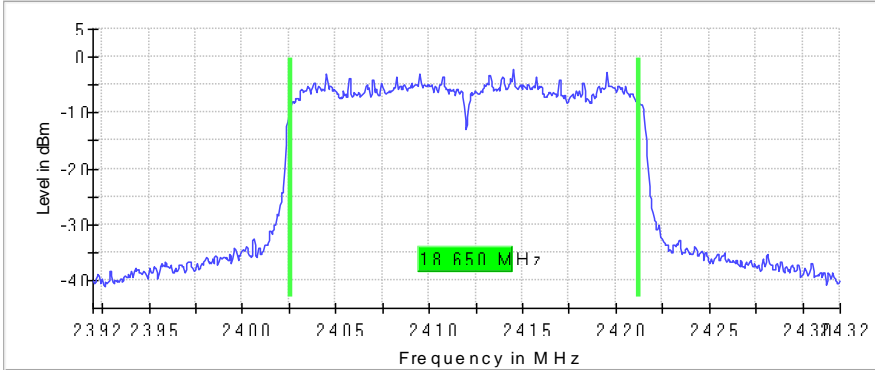
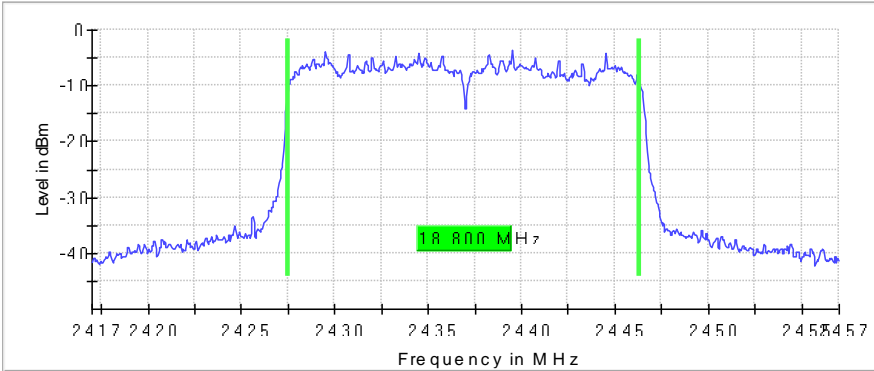
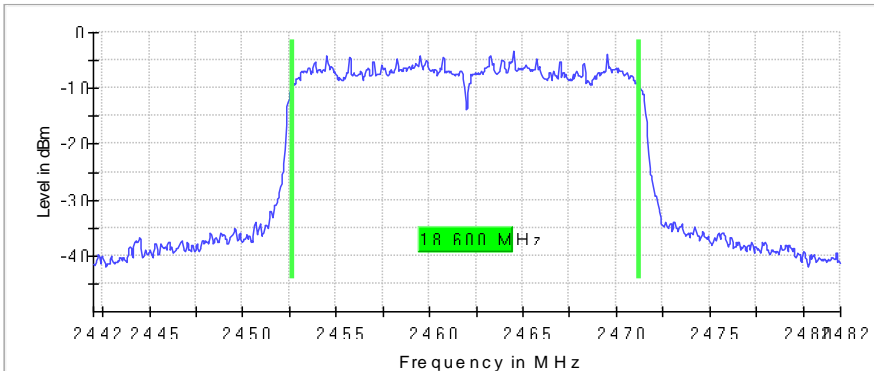
Type of equipment: Non-adaptive Equipment.

Radio A + B (MIMO)

	Lowest frequency 2412 MHz	Middle frequency 2437 MHz	Highest frequency 2462 MHz
6dB bandwidth (MHz)	18.65	18.80	18.60
Occupied bandwidth (MHz)	18.90	18.90	18.90

6dB Measurement

Setting	Instrument Value	Instrument Value	Instrument Value
Start Frequency	2.39200 GHz	2.41700 GHz	2.44200 GHz
Stop Frequency	2.43200 GHz	2.45700 GHz	2.48200 GHz
Span	40.00 MHz	40.000 MHz	40.000 MHz
RBW	100.000 kHz	100.000 kHz	100.000 kHz
VBW	300.000 kHz	300.000 kHz	300.000 kHz
Sweep Points	800	800	800
Sweep time	56.836 us	56.836 us	56.836 us
Reference Level	10.000 dBm	10.000 dBm	10.000 dBm
Attenuation	30.000 dB	30.000 dB	30.000 dB
Detector	MaxPeak	MaxPeak	MaxPeak
Sweep Count	100	100	100
Filter	3 dB	3 dB	3 dB
Trace Mode	Max Hold	Max Hold	Max Hold
Sweep type	FFT	FFT	FFT
Preamplifier	off	off	off
Stable mode	Trace	Trace	Trace
Stable value	0.50 dB	0.50 dB	0.50 dB
Run	101 / max.	66 / max. 150	93 / max. 150
Stable	5 / 5	5 / 5	5 / 5
Max Stable	0.10 dB	0.30 dB	0.18 dB

TEST RESULTS (Cont.):	6 dB BANDWIDTH
<p>Lowest Channel</p> 	
<p>Middle Channel</p> 	
<p>Highest Channel</p> 	

TEST RESULTS (Cont.):			
OBW Measurement			
Setting	Instrument Value	Instrument Value	Instrument Value
Start Frequency	2.39200 GHz	2.41700 GHz	2.44200 GHz
Stop Frequency	2.43200 GHz	2.45700 GHz	2.48200 GHz
Span	40.00 MHz	40.000 MHz	40.000 MHz
RBW	200.000 kHz	200.000 kHz	200.000 kHz
VBW	1.000 MHz	1.000 MHz	1.000 MHz
Sweep Points	400	400	400
Sweep time	28.477 us	28.477 us	28.477 us
Reference Level	10.000 dBm	10.000 dBm	10.000 dBm
Attenuation	30.000 dB	30.000 dB	30.000 dB
Detector	MaxPeak	MaxPeak	MaxPeak
Sweep Count	100	100	100
Filter	3 dB	3 dB	3 dB
Trace Mode	Max Hold	Max Hold	Max Hold
Sweep type	FFT	FFT	FFT
Preamplifier	off	off	off
Stable mode	Trace	Trace	Trace
Stable value	0.30 dB	0.30 dB	0.30 dB
Run	93 / max. 150	75 / max. 150	59 / max. 150
Stable	3 / 3	3 / 3	3 / 3
Max Stable	0.00 dB	0.00 dB	0.30 dB

TEST RESULTS (Cont.):	OCCUPIED BANDWIDTH
<p>Lowest Channel</p> <p style="text-align: center;">99 % Bandwidth</p>	
<p>Middle Channel</p> <p style="text-align: center;">99 % Bandwidth</p>	
<p>Highest Channel</p> <p style="text-align: center;">99 % Bandwidth</p>	

TESTED SAMPLES:	S/01
TESTED CONDITIONS MODES:	TC#04 (ax40 mode SISO)
TEST RESULTS:	PASS

Type of equipment: Non-adaptive Equipment.

Radio A (SISO)

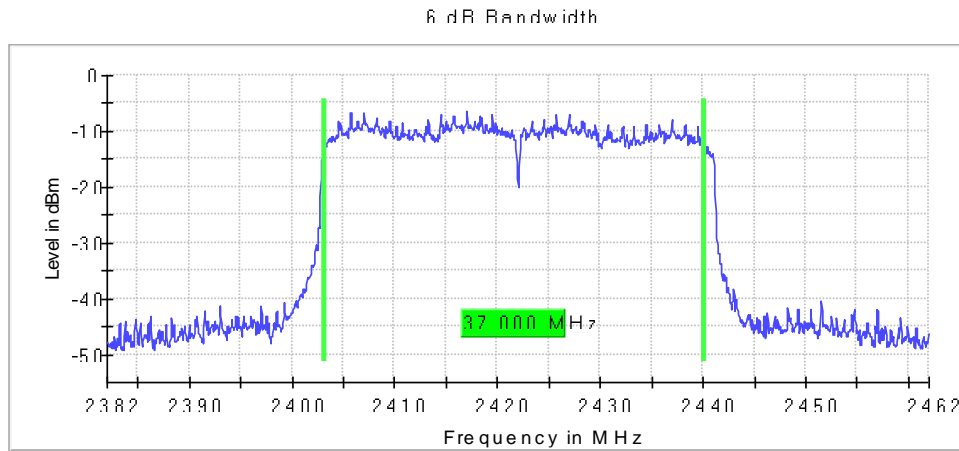
	Lowest frequency 2422 MHz	Middle frequency 2437 MHz	Highest frequency 2452 MHz
6dB bandwidth (MHz)	37.00	37.00	37.40
Occupied bandwidth (MHz)	37.75	37.75	37.75

6dB Measurement

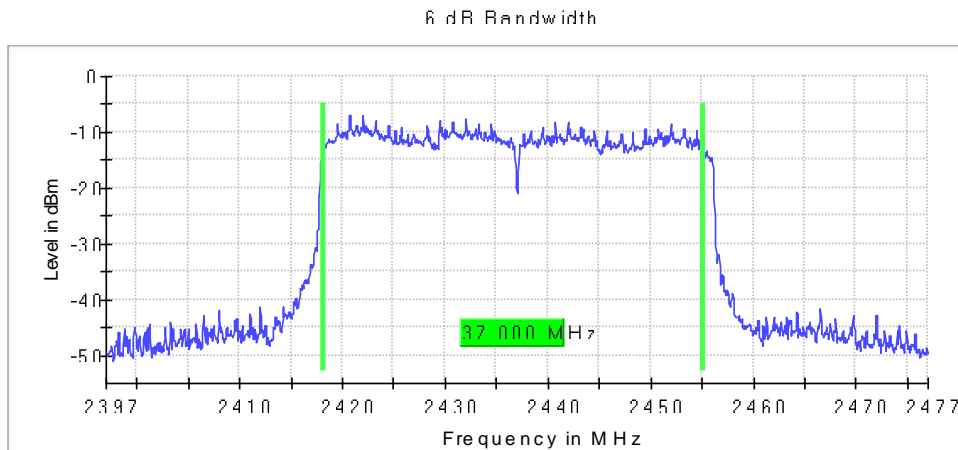
Setting	Instrument Value	Instrument Value	Instrument Value
Start Frequency	2.38200 GHz	2.39700 GHz	2.41200 GHz
Stop Frequency	2.46200 GHz	2.47700 GHz	2.49200 GHz
Span	80.00 MHz	80.00 MHz	80.00 MHz
RBW	100.000 kHz	100.000 kHz	100.000 kHz
VBW	300.000 kHz	300.000 kHz	300.000 kHz
Sweep Points	1600	1600	1600
Sweep time	94.727 us	94.727 us	94.727 us
Reference Level	10.000 dBm	10.000 dBm	10.000 dBm
Attenuation	30.000 dB	30.000 dB	30.000 dB
Detector	MaxPeak	MaxPeak	MaxPeak
Sweep Count	100	100	100
Filter	3 dB	3 dB	3 dB
Trace Mode	Max Hold	Max Hold	Max Hold
Sweep type	FFT	FFT	FFT
Preamplifier	off	off	off
Stable mode	Trace	Trace	Trace
Stable value	0.50 dB	0.50 dB	0.50 dB
Run	102 / max.	114 / max. 150	64 / max. 150
Stable	5 / 5	5 / 5	5 / 5
Max Stable	0.42 dB	0.00 dB	0.35 dB

TEST RESULTS (Cont.):	6 dB BANDWIDTH
------------------------------	-----------------------

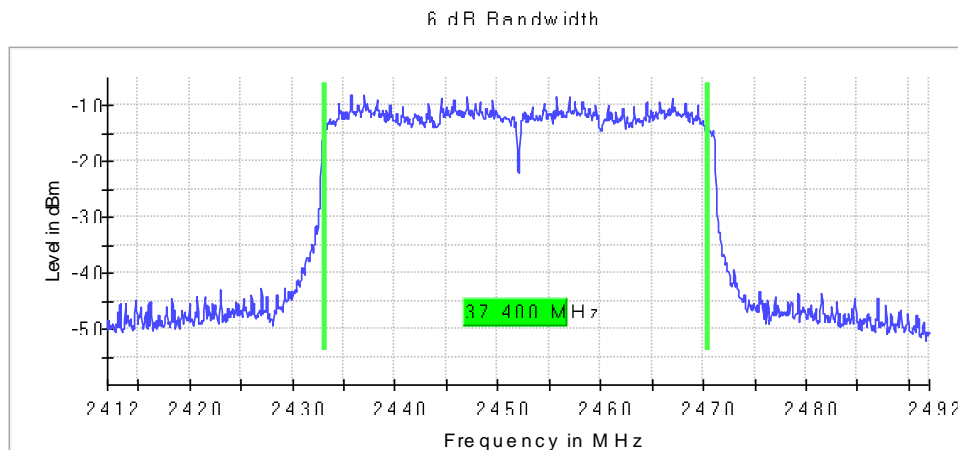
Lowest Channel



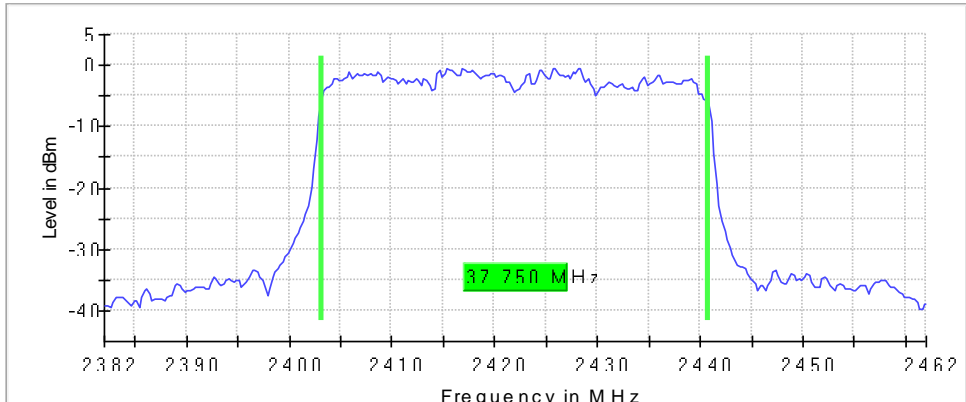
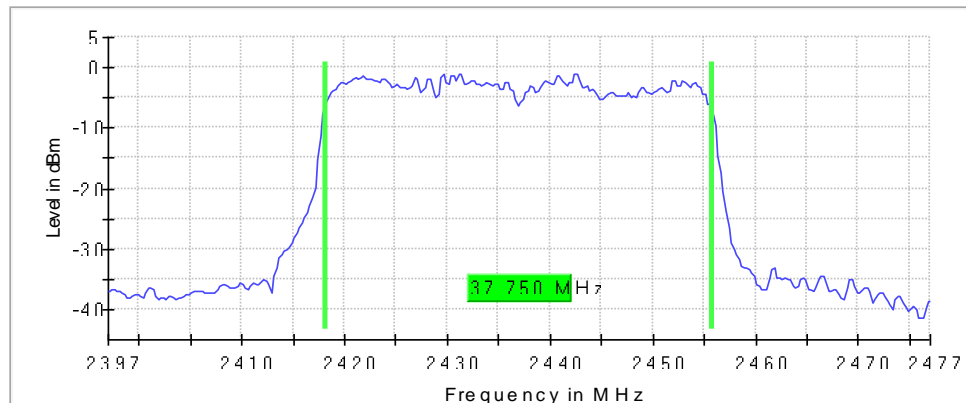
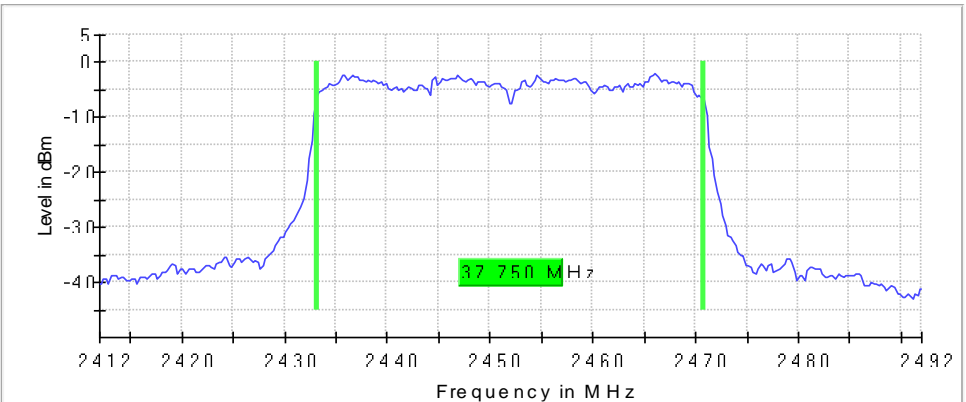
Middle Channel



Highest Channel



TEST RESULTS (Cont.):			
OBW Measurement			
Setting	Instrument Value	Instrument Value	Instrument Value
Start Frequency	2.38200 GHz	2.39700 GHz	2.41200 GHz
Stop Frequency	2.46200 GHz	2.47700 GHz	2.49200 GHz
Span	80.00 MHz	80.00 MHz	80.00 MHz
RBW	500.000 kHz	500.000 kHz	500.000 kHz
VBW	2.000 MHz	2.000 MHz	2.000 MHz
Sweep Points	320	320	320
Sweep time	18.906 us	18.906 us	18.906 us
Reference Level	10.000 dBm	10.000 dBm	10.000 dBm
Attenuation	30.000 dB	30.000 dB	30.000 dB
Detector	MaxPeak	MaxPeak	MaxPeak
Sweep Count	100	100	100
Filter	3 dB	3 dB	3 dB
Trace Mode	Max Hold	Max Hold	Max Hold
Sweep type	FFT	FFT	FFT
Preamplifier	off	off	off
Stable mode	Trace	Trace	Trace
Stable value	0.30 dB	0.30 dB	0.30 dB
Run	63 / max. 150	40 / max. 150	56 / max. 150
Stable	3 / 3	3 / 3	3 / 3
Max Stable	0.05 dB	0.28 dB	0.10 dB

TEST RESULTS (Cont.):	OCCUPIED BANDWIDTH
Lowest Channel	
<p style="text-align: center;">99 % Bandwidth</p> 	
Middle Channel	
<p style="text-align: center;">99 % Bandwidth</p> 	
Highest Channel	
<p style="text-align: center;">99 % Bandwidth</p> 	

TESTED SAMPLES:	S/01
TESTED CONDITIONS MODES:	TC#04 (ax40 mode SISO)
TEST RESULTS:	PASS

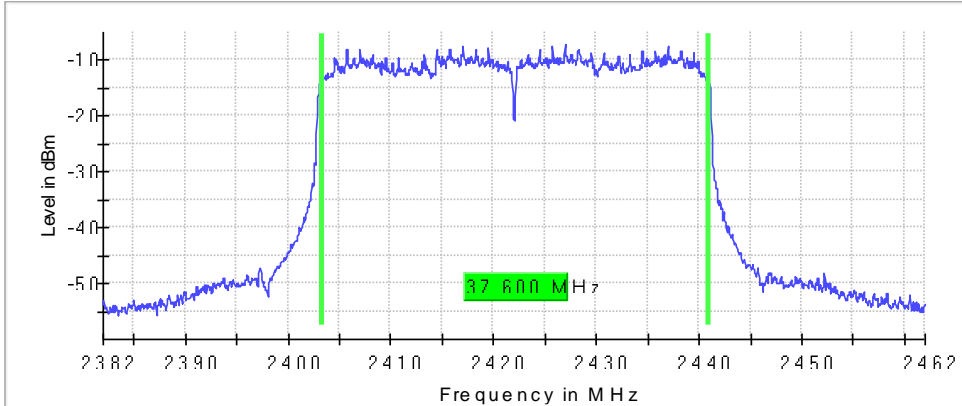
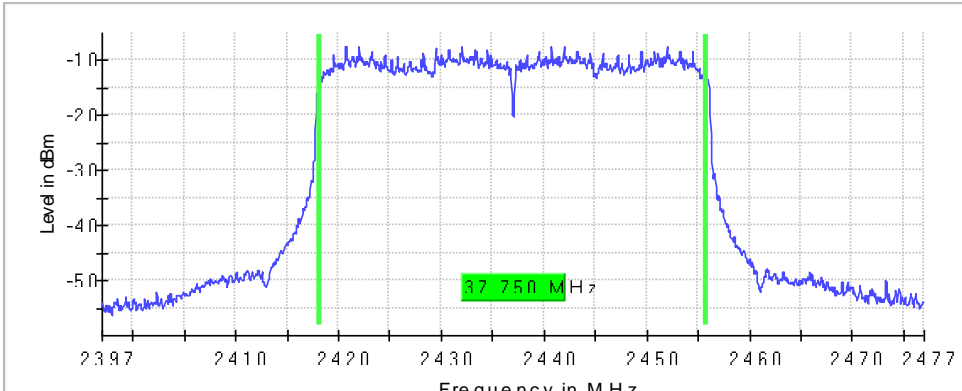
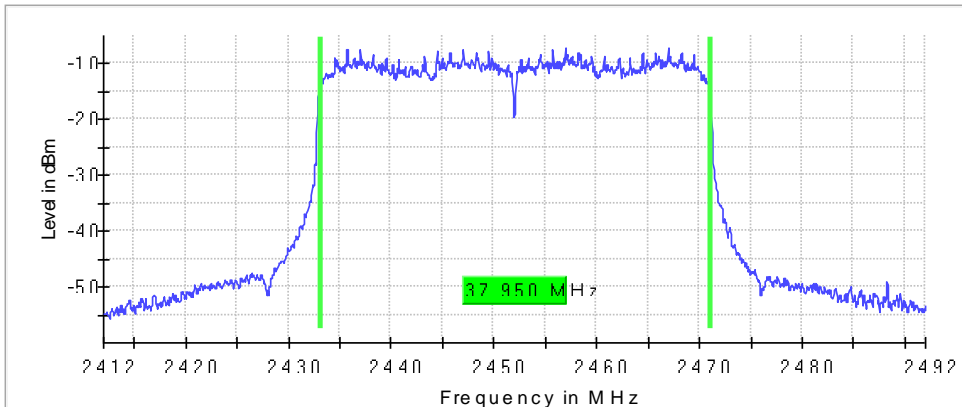
Type of equipment: Non-adaptive Equipment.

Radio B (SISO)

	Lowest frequency 2422 MHz	Middle frequency 2437 MHz	Highest frequency 2452 MHz
6dB bandwidth (MHz)	37.60	37.75	37.95
Occupied bandwidth (MHz)	37.75	37.75	37.75

6dB Measurement

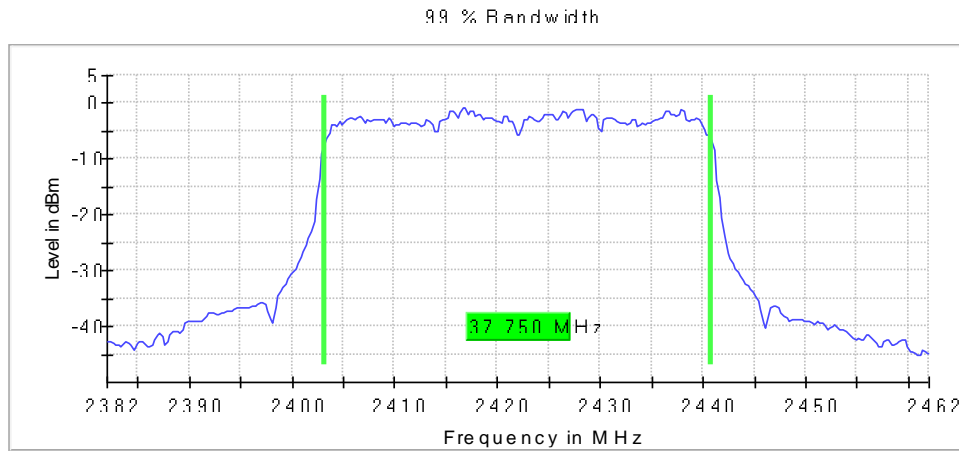
Setting	Instrument Value	Instrument Value	Instrument Value
Start Frequency	2.38200 GHz	2.39700 GHz	2.41200 GHz
Stop Frequency	2.46200 GHz	2.47700 GHz	2.49200 GHz
Span	80.00 MHz	80.00 MHz	80.00 MHz
RBW	100.000 kHz	100.000 kHz	100.000 kHz
VBW	300.000 kHz	300.000 kHz	300.000 kHz
Sweep Points	1600	1600	1600
Sweep time	94.727 us	94.727 us	94.727 us
Reference Level	10.000 dBm	10.000 dBm	10.000 dBm
Attenuation	30.000 dB	30.000 dB	30.000 dB
Detector	MaxPeak	MaxPeak	MaxPeak
Sweep Count	100	100	100
Filter	3 dB	3 dB	3 dB
Trace Mode	Max Hold	Max Hold	Max Hold
Sweep type	FFT	FFT	FFT
Preamplifier	off	off	off
Stable mode	Trace	Trace	Trace
Stable value	0.50 dB	0.50 dB	0.50 dB
Run	102 / max.	113 / max. 150	100 / max. 150
Stable	5 / 5	5 / 5	5 / 5
Max Stable	0.14 dB	0.03 dB	0.00 dB

TEST RESULTS (Cont.):	6 dB BANDWIDTH
Lowest Channel	
<p style="text-align: center;">6 dB Bandwidth</p>  <p style="text-align: center;">37.600 MHz</p>	
Middle Channel	
<p style="text-align: center;">6 dB Bandwidth</p>  <p style="text-align: center;">37.750 MHz</p>	
Highest Channel	
<p style="text-align: center;">6 dB Bandwidth</p>  <p style="text-align: center;">37.950 MHz</p>	

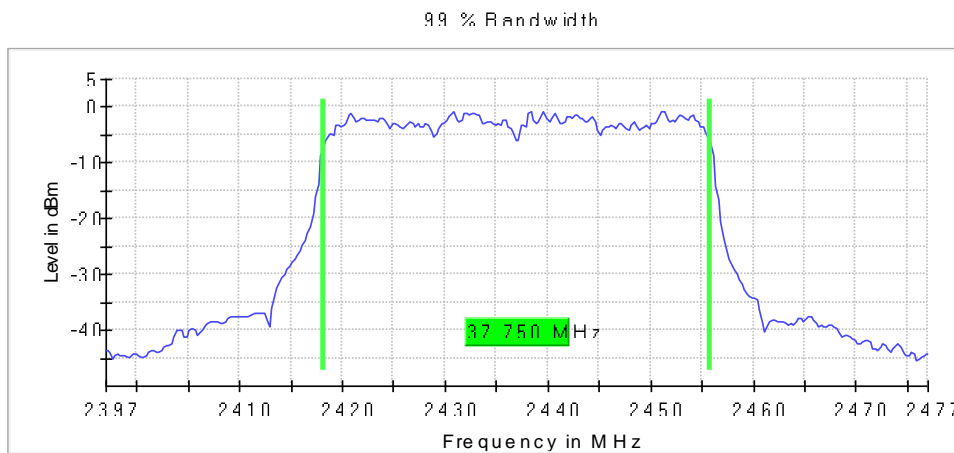
TEST RESULTS (Cont.):			
OBW Measurement			
Setting	Instrument Value	Instrument Value	Instrument Value
Start Frequency	2.38200 GHz	2.39700 GHz	2.41200 GHz
Stop Frequency	2.46200 GHz	2.47700 GHz	2.49200 GHz
Span	80.00 MHz	80.00 MHz	80.00 MHz
RBW	500.000 kHz	500.000 kHz	500.000 kHz
VBW	2.000 MHz	2.000 MHz	2.000 MHz
Sweep Points	320	320	320
Sweep time	18.906 μ s	18.906 μ s	18.906 μ s
Reference Level	1.000 dBm	10.000 dBm	10.000 dBm
Attenuation	30.000 dB	30.000 dB	30.000 dB
Detector	MaxPeak	MaxPeak	MaxPeak
Sweep Count	100	100	100
Filter	3 dB	3 dB	3 dB
Trace Mode	Max Hold	Max Hold	Max Hold
Sweep type	FFT	FFT	FFT
Preamp	off	off	off
Stable mode	Trace	Trace	Trace
Stable value	0.30 dB	0.30 dB	0.30 dB
Run	52 / max. 150	89 / max. 150	38 / max. 150
Stable	3 / 3	3 / 3	3 / 3
Max Stable Difference	0.00 dB	0.13 dB	0.00 dB

TEST RESULTS (Cont.):	OCCUPIED BANDWIDTH
------------------------------	---------------------------

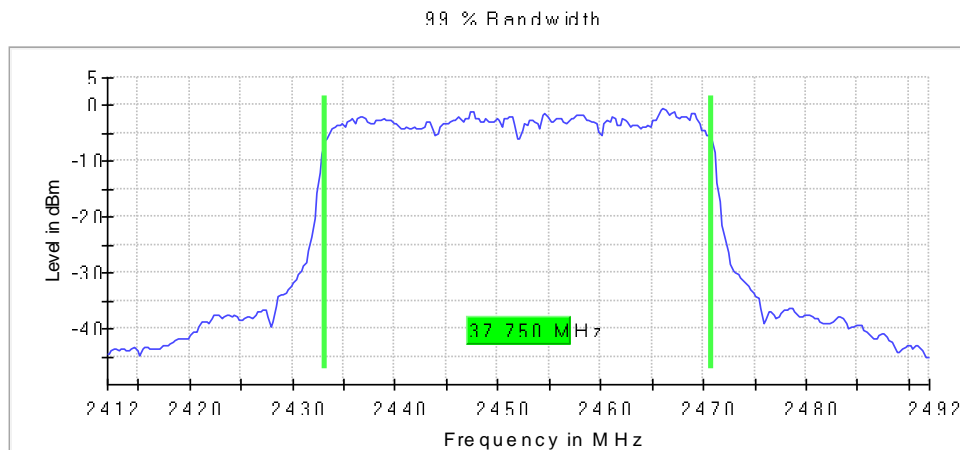
Lowest Channel



Middle Channel



Highest Channel



TESTED SAMPLES:	S/01
TESTED CONDITIONS MODES:	TC#04 (ax40 mode MIMO)
TEST RESULTS:	PASS

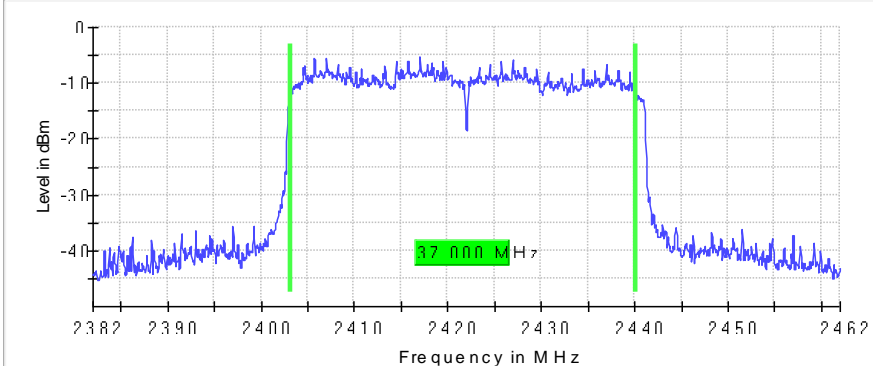
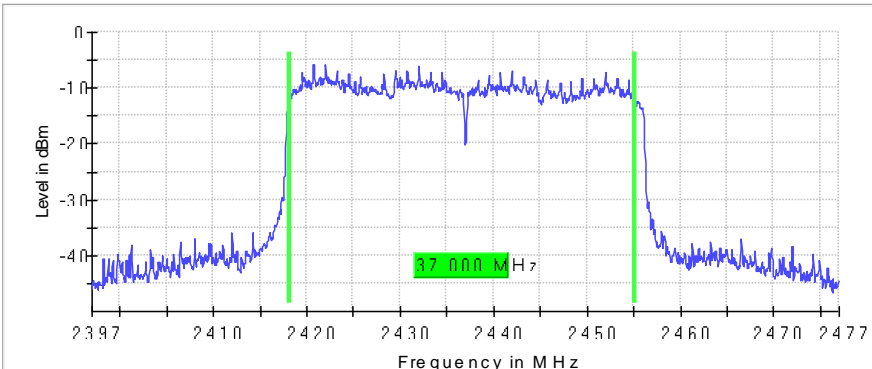
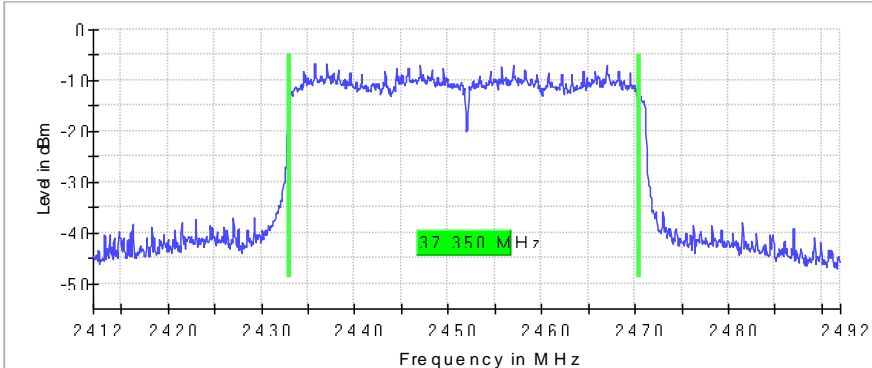
Type of equipment: Non-adaptive Equipment.

Radio A + B (MIMO)

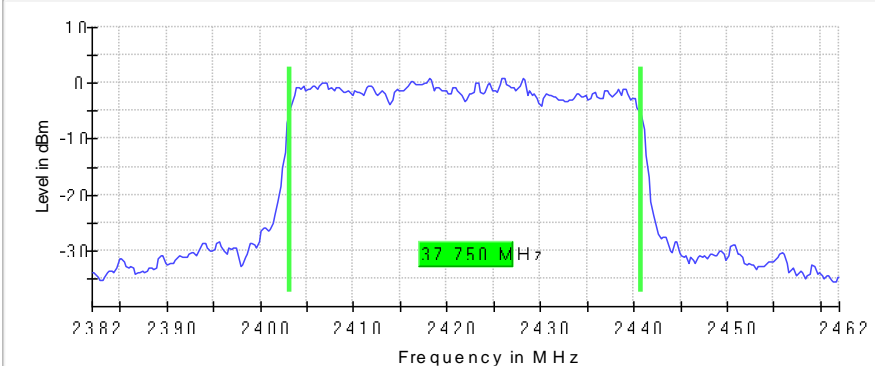
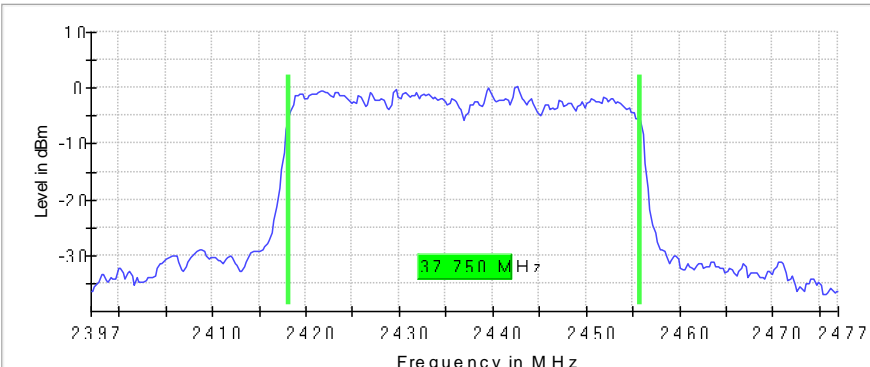
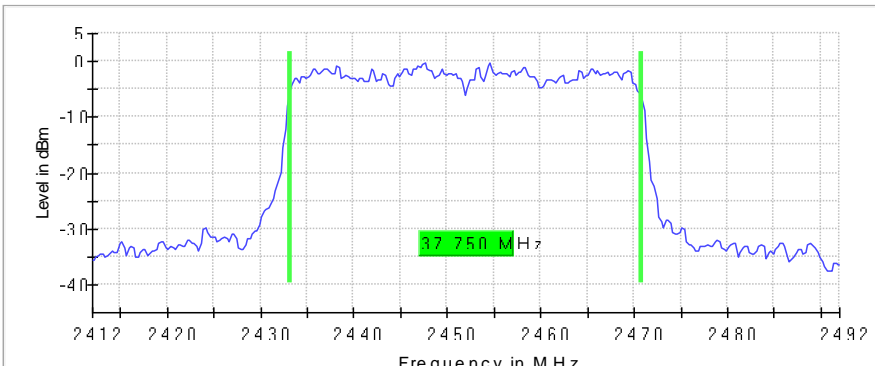
	Lowest frequency 2422 MHz	Middle frequency 2437 MHz	Highest frequency 2452 MHz
6dB bandwidth (MHz)	37.00	37.00	37.35
Occupied bandwidth (MHz)	37.75	37.75	37.75

6dB Measurement

Setting	Instrument Value	Instrument Value	Instrument Value
Start Frequency	2.38200 GHz	2.39700 GHz	2.41200 GHz
Stop Frequency	2.46200 GHz	2.47700 GHz	2.49200 GHz
Span	80.00 MHz	80.00 MHz	80.00 MHz
RBW	100.000 kHz	100.000 kHz	100.000 kHz
VBW	300.000 kHz	300.000 kHz	300.000 kHz
Sweep Points	1600	1600	1600
Sweep time	94.727 us	94.727 us	94.727 us
Reference Level	10.000 dBm	10.000 dBm	10.000 dBm
Attenuation	30.000 dB	30.000 dB	30.000 dB
Detector	MaxPeak	MaxPeak	MaxPeak
Sweep Count	100	100	100
Filter	3 dB	3 dB	3 dB
Trace Mode	Max Hold	Max Hold	Max Hold
Sweep type	FFT	FFT	FFT
Preamplifier	off	off	off
Stable mode	Trace	Trace	Trace
Stable value	0.50 dB	0.50 dB	0.50 dB
Run	102 / max.	99 / max. 150	121 / max. 150
Stable	5 / 5	5 / 5	5 / 5
Max Stable	0.43 dB	0.28 dB	0.00 dB

TEST RESULTS (Cont.):	6 dB BANDWIDTH
Lowest Channel	
<p style="text-align: center;">6 dB Bandwidth</p>  <p style="text-align: center;">Frequency in MHz</p>	
Middle Channel	
<p style="text-align: center;">6 dB Bandwidth</p>  <p style="text-align: center;">Frequency in MHz</p>	
Highest Channel	
<p style="text-align: center;">6 dB Bandwidth</p>  <p style="text-align: center;">Frequency in MHz</p>	

TEST RESULTS (Cont.):			
OBW Measurement			
Setting	Instrument Value	Instrument Value	Instrument Value
Start Frequency	2.38200 GHz	2.39700 GHz	2.41200 GHz
Stop Frequency	2.46200 GHz	2.47700 GHz	2.49200 GHz
Span	80.00 MHz	80.00 MHz	80.00 MHz
RBW	500.000 kHz	500.000 kHz	500.000 kHz
VBW	2.000 MHz	2.000 MHz	2.000 MHz
Sweep Points	320	320	320
Sweep time	18.906 us	18.906 us	18.906 us
Reference Level	10.000 dBm	10.000 dBm	10.000 dBm
Attenuation	30.000 dB	30.000 dB	30.000 dB
Detector	MaxPeak	MaxPeak	MaxPeak
Sweep Count	100	100	100
Filter	3 dB	3 dB	3 dB
Trace Mode	Max Hold	Max Hold	Max Hold
Sweep type	FFT	FFT	FFT
Preamplifier	off	off	off
Stable mode	Trace	Trace	Trace
Stable value	0.30 dB	0.30 dB	0.30 dB
Run	54 / max. 150	62 / max. 150	75 / max. 150
Stable	3 / 3	3 / 3	3 / 3
Max Stable	0.00 dB	0.27 dB	0.00 dB

TEST RESULTS (Cont.):	OCCUPIED BANDWIDTH
<p>Lowest Channel</p> <p style="text-align: center;">99 % Bandwidth</p> 	
<p>Middle Channel</p> <p style="text-align: center;">99 % Bandwidth</p> 	
<p>Highest Channel</p> <p style="text-align: center;">99 % Bandwidth</p> 	

TESTED SAMPLES:	S/01
TESTED CONDITIONS MODES:	TC#05 (ax20 mode Beam forming MIMO)
TEST RESULTS:	PASS

Type of equipment: Non-adaptive Equipment.

Radio A + B (MIMO)

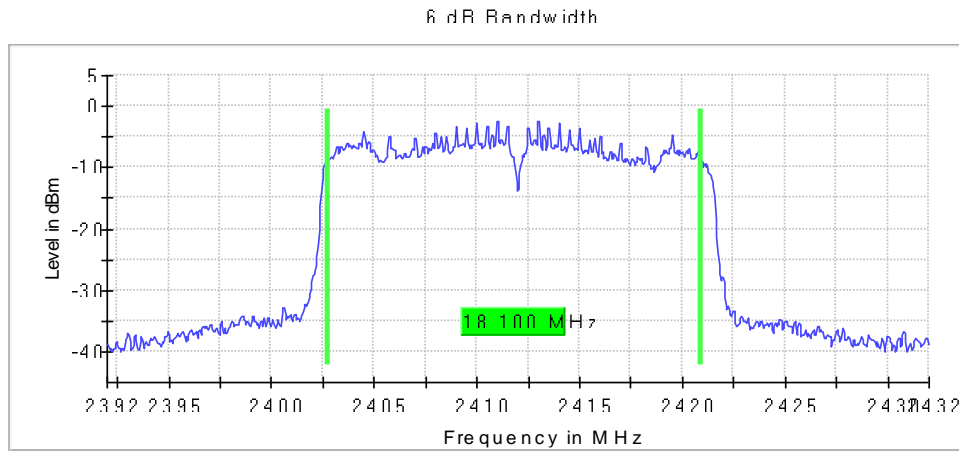
	Lowest frequency 2412 MHz	Middle frequency 2437 MHz	Highest frequency 2462 MHz
6dB bandwidth (MHz)	18.10	18.05	18.60
Occupied bandwidth (MHz)	18.80	19.10	19.30

6dB Measurement

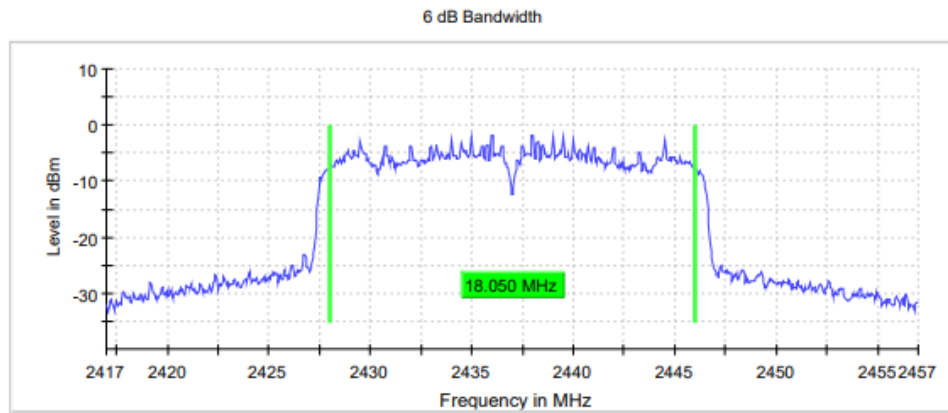
Setting	Instrument Value	Instrument Value	Instrument Value
Start Frequency	2.39200 GHz	2.41700 GHz	2.44200 GHz
Stop Frequency	2.43200 GHz	2.45700 GHz	2.48200 GHz
Span	40.00 MHz	40.000 MHz	40.000 MHz
RBW	100.000 kHz	100.000 kHz	100.000 kHz
VBW	300.000 kHz	300.000 kHz	300.000 kHz
Sweep Points	800	800	800
Sweep time	56.836 us	56.836 us	56.836 us
Reference Level	10.000 dBm	0.000 dBm	10.000 dBm
Attenuation	30.000 dB	20.000 dB	30.000 dB
Detector	MaxPeak	MaxPeak	MaxPeak
Sweep Count	100	100	100
Filter	3 dB	3 dB	3 dB
Trace Mode	Max Hold	Max Hold	Max Hold
Sweep type	FFT	FFT	FFT
Preamplifier	off	off	off
Stable mode	Trace	Trace	Trace
Stable value	0.50 dB	0.50 dB	0.50 dB
Run	63 / max. 150	69 / max. 150	82 / max. 150
Stable	5 / 5	5 / 5	5 / 5
Max Stable	0.45 dB	0.04 dB	0.38 dB

TEST RESULTS (Cont.):	6 dB BANDWIDTH
------------------------------	-----------------------

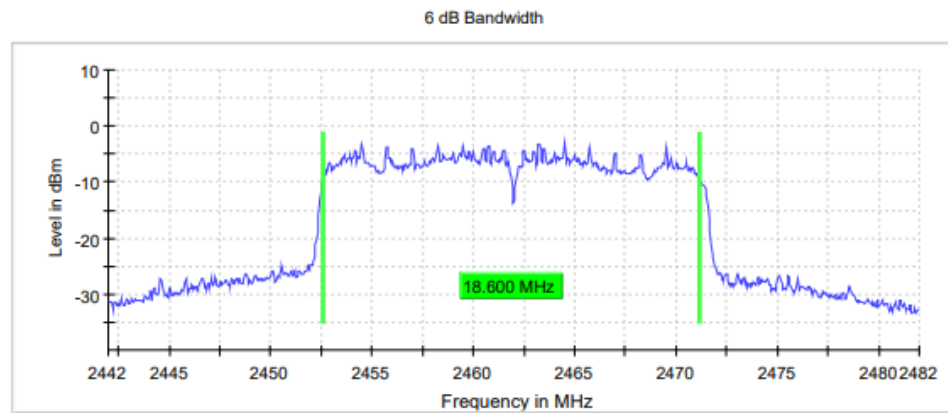
Lowest Channel



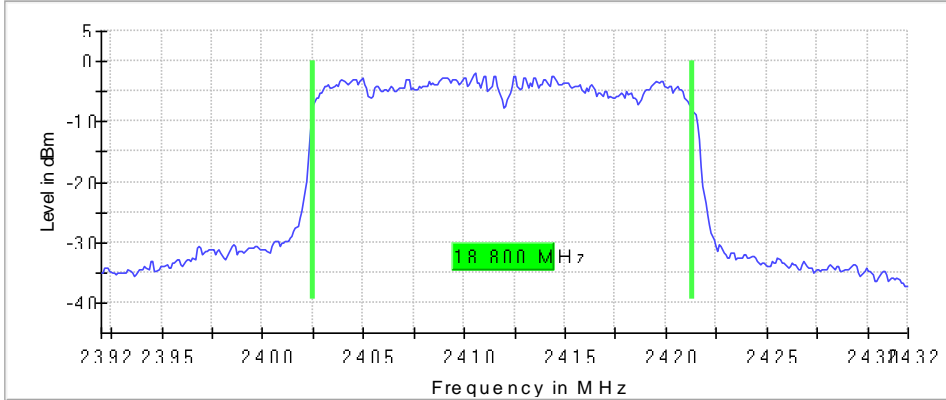
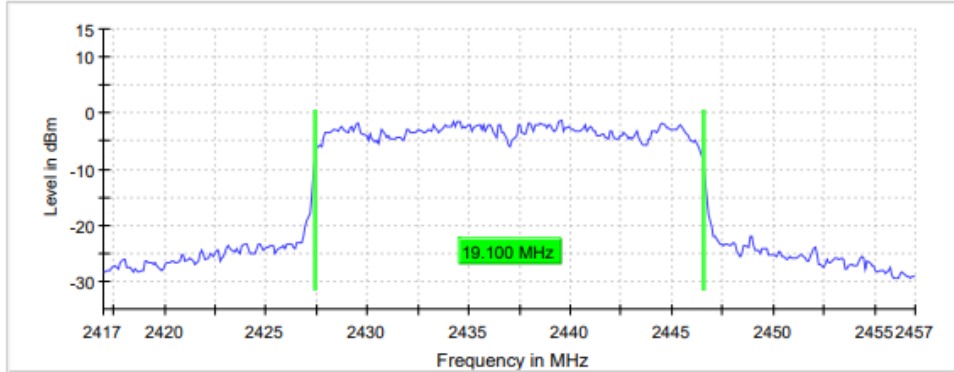
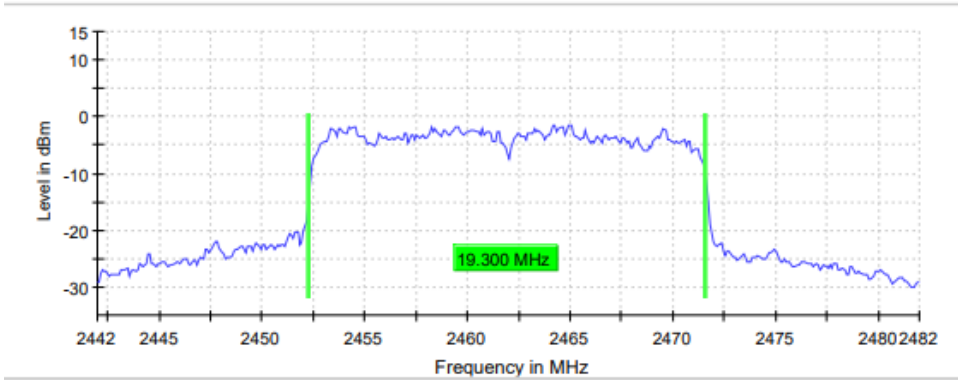
Middle Channel



Highest Channel



TEST RESULTS (Cont.):			
OBW Measurement			
Setting	Instrument Value	Instrument Value	Instrument Value
Start Frequency	2.39200 GHz	2.41700 GHz	2.44200 GHz
Stop Frequency	2.43200 GHz	2.45700 GHz	2.48200 GHz
Span	40.00 MHz	40.000 MHz	40.000 MHz
RBW	200.000 kHz	200.000 kHz	200.000 kHz
VBW	1.000 MHz	1.000 MHz	1.000 MHz
Sweep Points	400	400	400
Sweep time	28.477 us	28.477 us	28.477 us
Reference Level	0.000 dBm	10.000 dBm	10.000 dBm
Attenuation	20.000 dB	30.000 dB	30.000 dB
Detector	MaxPeak	MaxPeak	MaxPeak
Sweep Count	100	100	100
Filter	3 dB	3 dB	3 dB
Trace Mode	Max Hold	Max Hold	Max Hold
Sweep type	FFT	FFT	FFT
Preamplifier	off	off	off
Stable mode	Trace	Trace	Trace
Stable value	0.30 dB	0.30 dB	0.30 dB
Run	52 / max. 150	79 / max. 150	20 / max. 150
Stable	3 / 3	3 / 3	3 / 3
Max Stable	0.00 dB	0.02 dB	0.16 dB

TEST RESULTS (Cont.):	OCCUPIED BANDWIDTH
<p>Lowest Channel</p> <p style="text-align: center;">99 % Bandwidth</p> 	
<p>Middle Channel</p> <p style="text-align: center;">99 % Bandwidth</p> 	
<p>Highest Channel</p> <p style="text-align: center;">99 % Bandwidth</p> 	

TESTED SAMPLES:	S/01
TESTED CONDITIONS MODES:	TC#05 (ax40 mode Beam forming MIMO)
TEST RESULTS:	PASS

Type of equipment: Non-adaptive Equipment.

Radio A + B (MIMO)

	Lowest frequency 2422 MHz	Middle frequency 2437 MHz	Highest frequency 2452 MHz
6dB bandwidth (MHz)	35.25	36.95	35.75
Occupied bandwidth (MHz)	37.00	37.00	38.50

6dB Measurement

Setting	Instrument Value	Instrument Value	Instrument Value
Start Frequency	2.38200 GHz	2.39700 GHz	2.41200 GHz
Stop Frequency	2.46200 GHz	2.47700 GHz	2.49200 GHz
Span	80.00 MHz	80.00 MHz	80.00 MHz
RBW	100.000 kHz	100.000 kHz	100.000 kHz
VBW	300.000 kHz	300.000 kHz	300.000 kHz
Sweep Points	1600	1600	1600
Sweep time	94.727 us	94.727 us	94.727 us
Reference Level	10.000 dBm	0.000 dBm	10.000 dBm
Attenuation	30.000 dB	20.000 dB	30.000 dB
Detector	MaxPeak	MaxPeak	MaxPeak
Sweep Count	100	100	100
Filter	3 dB	3 dB	3 dB
Trace Mode	Max Hold	Max Hold	Max Hold
Sweep type	FFT	FFT	FFT
Preamplifier	off	off	off
Stable mode	Trace	Trace	Trace
Stable value	0.50 dB	0.50 dB	0.50 dB
Run	91 / max. 150	57 / max. 150	97 / max. 150
Stable	5 / 5	5 / 5	5 / 5
Max Stable	0.15 dB	0.25 dB	0.31 dB

TEST RESULTS (Cont.):	6 dB BANDWIDTH
Lowest Channel	
<p style="text-align: center;">6 dB Bandwidth</p> <p style="text-align: center;">35.250 MHz</p>	
Middle Channel	
<p style="text-align: center;">6 dB Bandwidth</p> <p style="text-align: center;">36.950 MHz</p>	
Highest Channel	
<p style="text-align: center;">6 dB Bandwidth</p> <p style="text-align: center;">35.750 MHz</p>	

TEST RESULTS (Cont.):			
OBW Measurement			
Setting	Instrument Value	Instrument Value	Instrument Value
Start Frequency	2.38200 GHz	2.39700 GHz	2.41200 GHz
Stop Frequency	2.46200 GHz	2.47700 GHz	2.49200 GHz
Span	80.00 MHz	80.00 MHz	80.00 MHz
RBW	500.000 kHz	500.000 kHz	500.000 kHz
VBW	2.000 MHz	2.000 MHz	2.000 MHz
Sweep Points	320	320	320
Sweep time	18.906 us	18.906 us	18.906 us
Reference Level	0.000 dBm	10.000 dBm	0.000 dBm
Attenuation	20.000 dB	30.000 dB	20.000 dB
Detector	MaxPeak	MaxPeak	MaxPeak
Sweep Count	100	100	100
Filter	3 dB	3 dB	3 dB
Trace Mode	Max Hold	Max Hold	Max Hold
Sweep type	FFT	FFT	FFT
Preamplifier	off	off	off
Stable mode	Trace	Trace	Trace
Stable value	0.30 dB	0.30 dB	0.30 dB
Run	65 / max. 150	46 / max. 150	34 / max. 150
Stable	3 / 3	3 / 3	3 / 3
Max Stable	0.17 dB	0.04 dB	0.04 dB

TEST RESULTS (Cont.):	OCCUPIED BANDWIDTH
Lowest Channel	
<p style="text-align: center;">99 % Bandwidth</p>	
Middle Channel	
<p style="text-align: center;">99 % Bandwidth</p>	
Highest Channel	
<p style="text-align: center;">99 % Bandwidth</p>	

TEST C.2: MAXIMUM CONDUCTED OUTPUT POWER AND ANTENNA GAIN

LIMITS:	Product standard:	Part 15 Subpart C §15.247 and RSS-247
	Test standard:	Part 15 Subpart C §15.247(b) and RSS-247 5.4(d)

LIMITS

For systems using digital modulation in the 2400 -2483.5 MHz band: 1 watt (30 dBm).

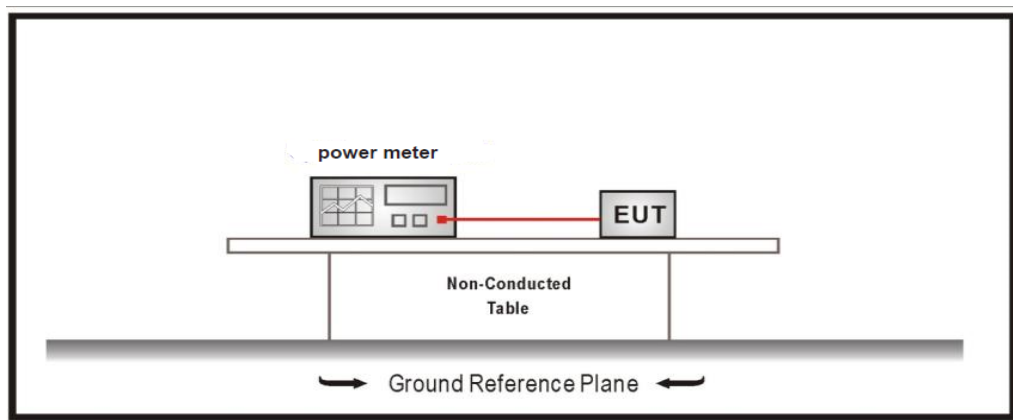
The e.i.r.p. shall not exceed 4 W (RSS-247).

TEST SETUP

The EIRP power (dBm) is calculated by adding the declared maximum antenna gain to the measured conducted power.

As Per KDB 662911 D01 Multiple Transmitter Output v02r01, for 802.11ax BF mode the directional gain for 2TX Antennas is as follows:

$$\text{Directional Gain} = \text{Antenna gain} + 10\log(N_{\text{ANT}}) = -2.5 + 3 = 0.5$$



TESTED SAMPLES:	S/01
TESTED CONDITIONS MODES:	TC#01 (b mode SISO)
TEST RESULTS:	PASS

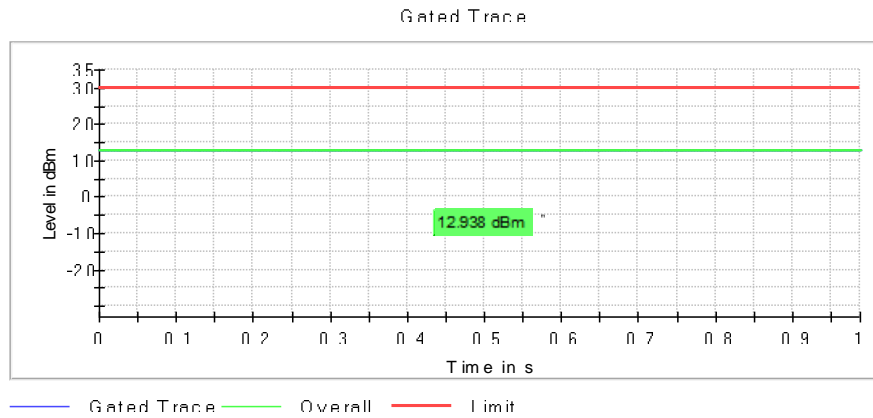
Maximum declared antenna gain: -2.5 dBi

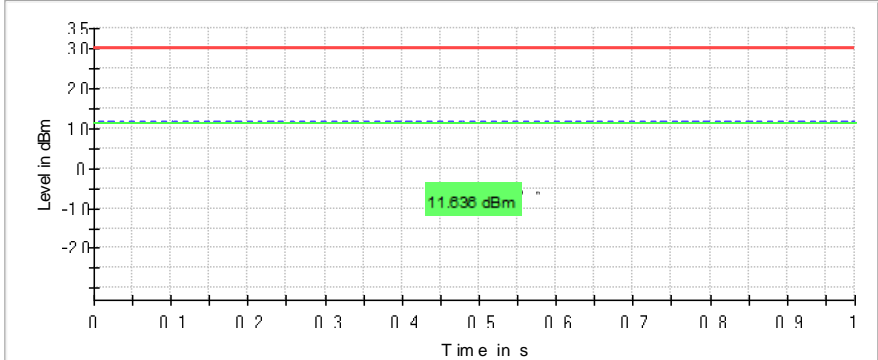
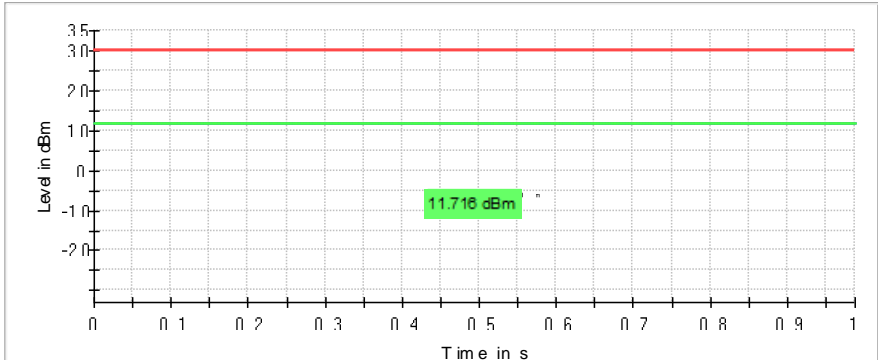
Radio A

	Lowest frequency 2412 MHz	Middle frequency 2437 MHz	Highest frequency 2462 MHz
Maximum conducted power (dBm)	12.9	11.6	11.7
Maximum EIRP power (dBm)	10.4	9.1	9.2

The maximum directional gain of the antenna is less than 6 dBi and therefore the maximum output power is not required to be reduced from the stated values.

Lowest Channel



TEST RESULTS (Cont.):	CONDUCTED OUTPUT POWER
Middle Channel	
 <p data-bbox="370 787 876 808">— Gated Trace — Overall — Limit</p>	
Highest Channel	
 <p data-bbox="370 1354 876 1375">— Gated Trace — Overall — Limit</p>	

TESTED SAMPLES:	S/01
TESTED CONDITIONS MODES:	TC#01 (b mode SISO)
TEST RESULTS:	PASS

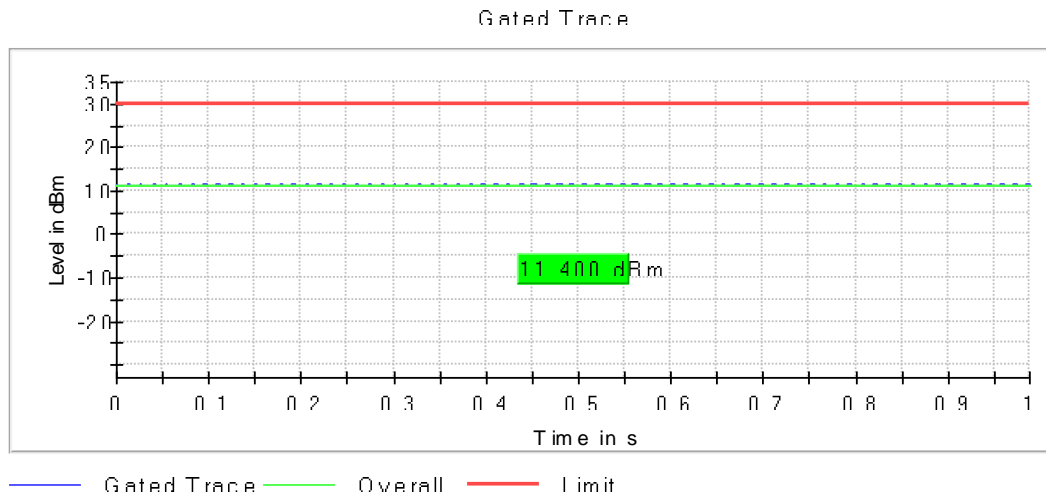
Maximum declared antenna gain: -2.5 dBi

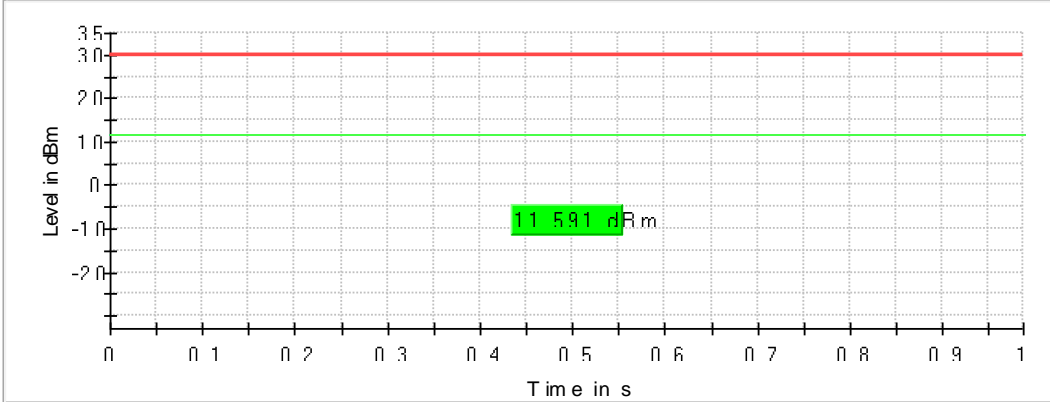
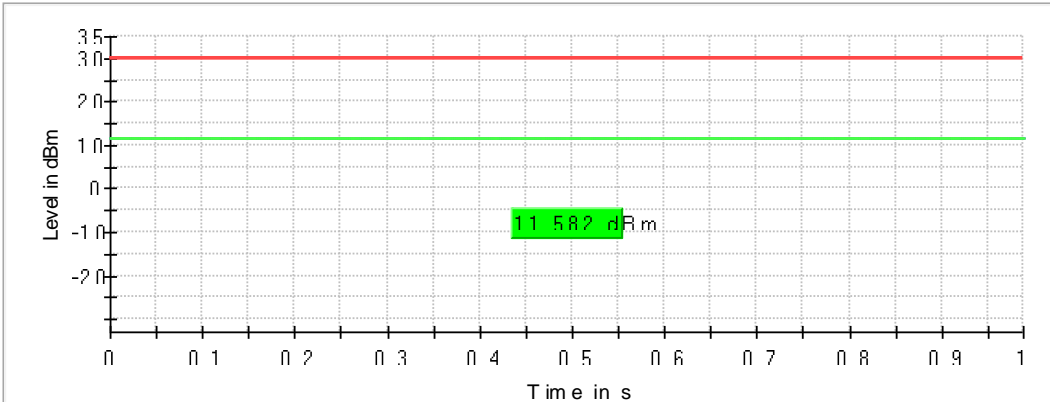
Radio B

	Lowest frequency 2412 MHz	Middle frequency 2437 MHz	Highest frequency 2462 MHz
Maximum conducted power (dBm)	11.4	11.6	11.6
Maximum EIRP power (dBm)	8.9	9.1	9.1

The maximum directional gain of the antenna is less than 6 dBi and therefore the maximum output power is not required to be reduced from the stated values.

Lowest Channel



TEST RESULTS (Cont.):	CONDUCTED OUTPUT POWER
Middle Channel	
<p style="text-align: center;">Gated Trace</p>  <p style="text-align: center;">Time in s</p> <p style="text-align: center;">— Gated Trace — Overall — Limit</p>	
Highest Channel	
<p style="text-align: center;">Gated Trace</p>  <p style="text-align: center;">Time in s</p> <p style="text-align: center;">— Gated Trace — Overall — Limit</p>	

TESTED SAMPLES:	S/01
TESTED CONDITIONS MODES:	TC#01 (b mode MIMO)
TEST RESULTS:	PASS

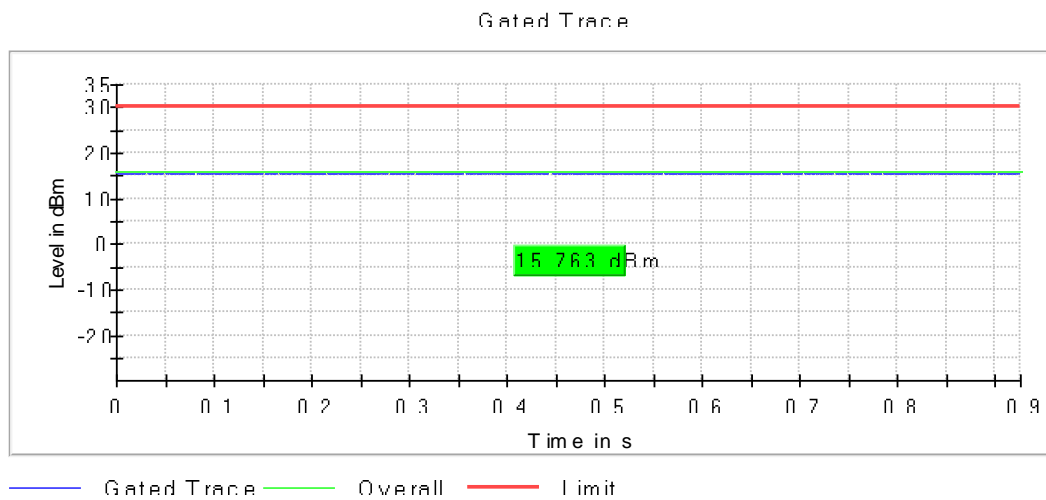
Maximum declared antenna gain: -2.5 dBi

Radio A + B

	Lowest frequency 2412 MHz	Middle frequency 2437 MHz	Highest frequency 2462 MHz
Maximum conducted power (dBm)	15.8	15.3	15.4
Maximum EIRP power (dBm)	13.3	12.8	12.9

The maximum directional gain of the antenna is less than 6 dBi and therefore the maximum output power is not required to be reduced from the stated values.

Lowest Channel



TEST RESULTS (Cont.):	CONDUCTED OUTPUT POWER
Middle Channel	
<p style="text-align: center;">Gated Trace</p> <p style="text-align: center;">Time in s</p> <p>— Gated Trace — Overall — Limit</p>	
Highest Channel	
<p style="text-align: center;">Gated Trace</p> <p style="text-align: center;">Time in s</p> <p>— Gated Trace — Overall — Limit</p>	

TESTED SAMPLES:	S/01
TESTED CONDITIONS MODES:	TC#02 (g mode SISO)
TEST RESULTS:	PASS

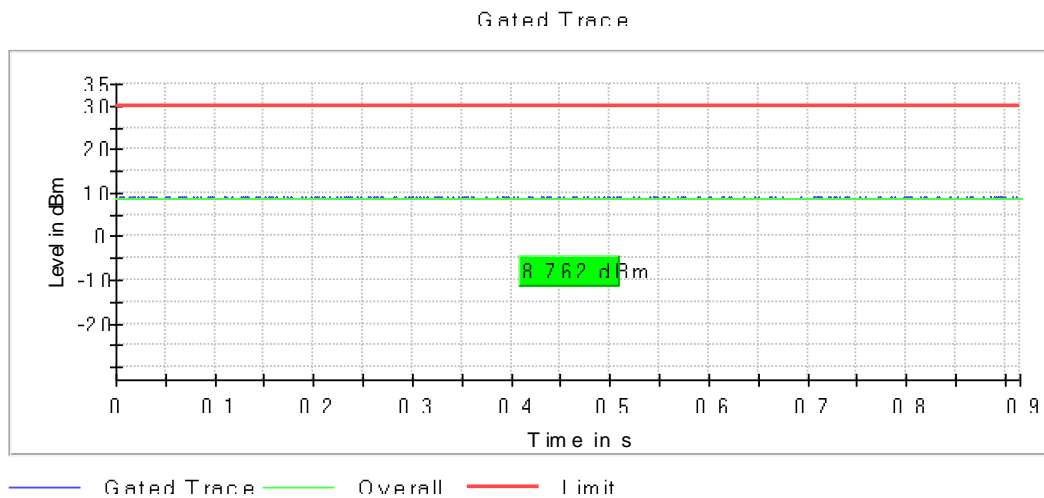
Maximum declared antenna gain: -2.5 dBi

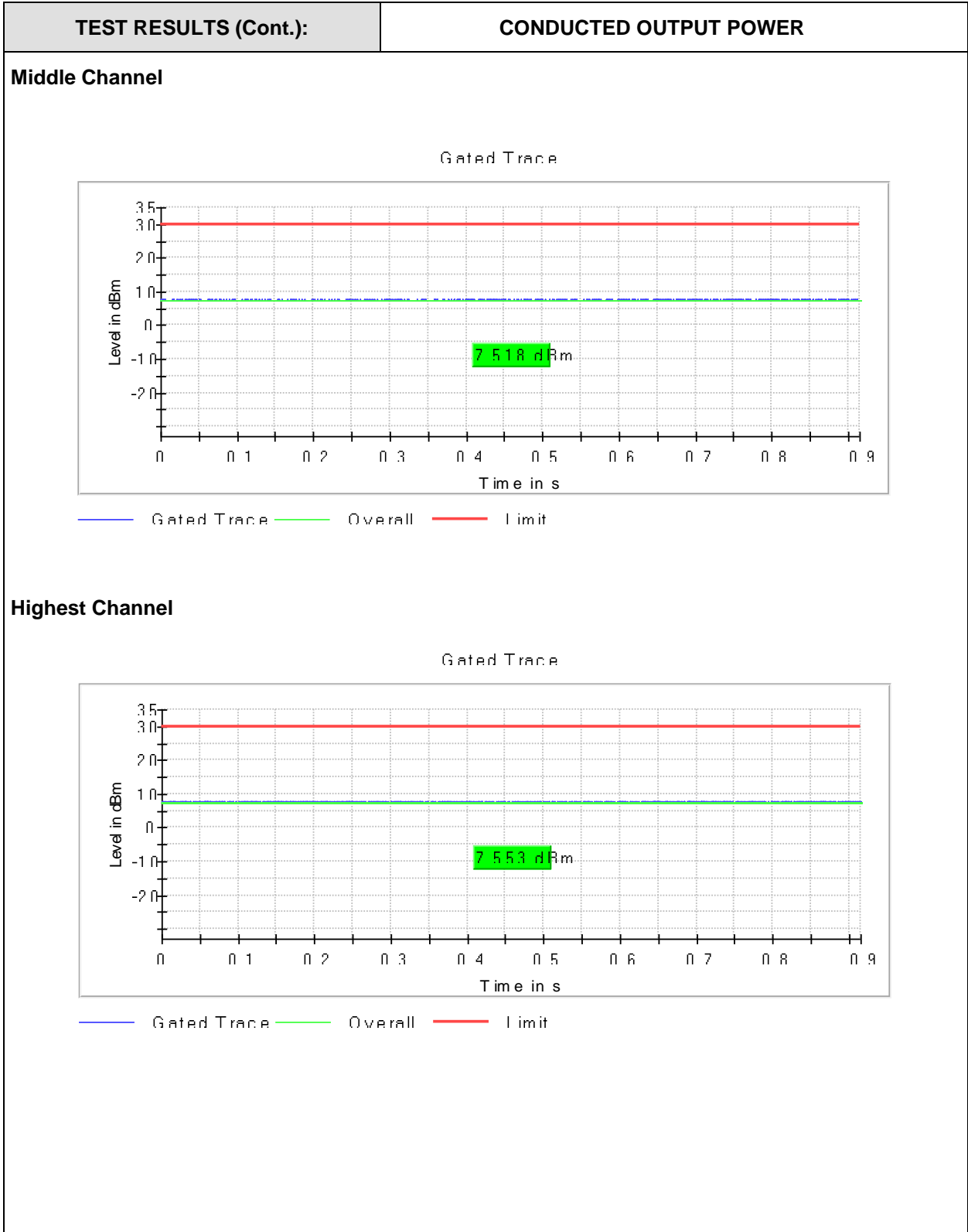
Radio A

	Lowest frequency 2412 MHz	Middle frequency 2437 MHz	Highest frequency 2462 MHz
Maximum conducted power (dBm)	8.8	7.5	7.6
Maximum EIRP power (dBm)	6.3	5.0	5.1

The maximum directional gain of the antenna is less than 6 dBi and therefore the maximum output power is not required to be reduced from the stated values.

Lowest Channel





TESTED SAMPLES:	S/01
TESTED CONDITIONS MODES:	TC#02 (g mode SISO)
TEST RESULTS:	PASS

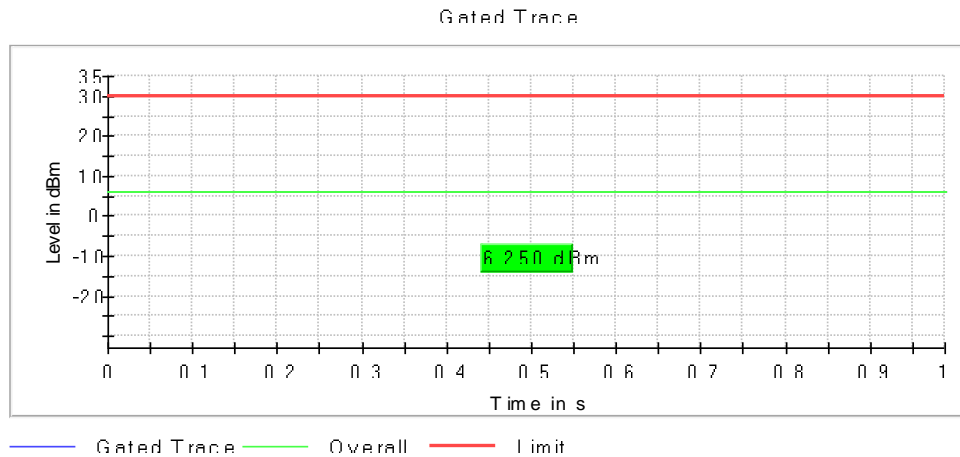
Maximum declared antenna gain: -2.5 dBi

Radio B

	Lowest frequency 2412 MHz	Middle frequency 2437 MHz	Highest frequency 2462 MHz
Maximum conducted power (dBm)	6.3	6.7	6.6
Maximum EIRP power (dBm)	3.8	4.2	4.1

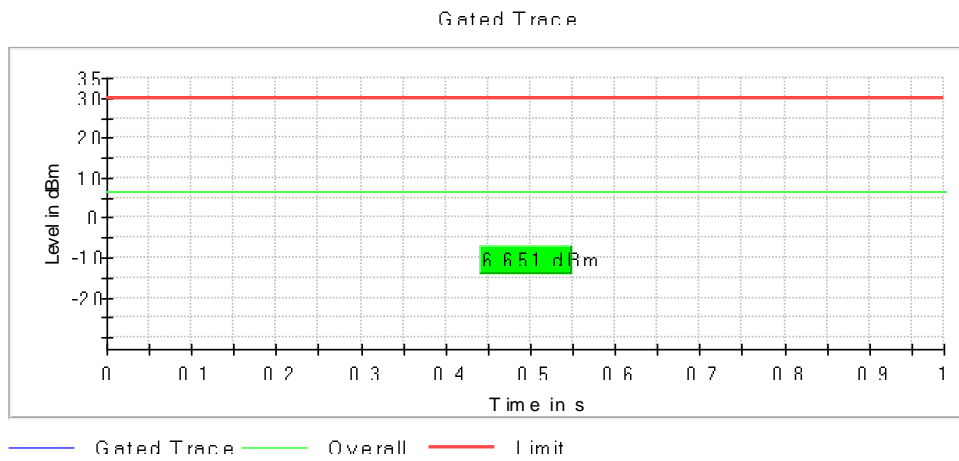
The maximum directional gain of the antenna is less than 6 dBi and therefore the maximum output power is not required to be reduced from the stated values.

Lowest Channel



TEST RESULTS (Cont.):	CONDUCTED OUTPUT POWER
------------------------------	-------------------------------

Middle Channel



Highest Channel

