

Test Setup Photographs for the AUS4 Standard

1. Radiated Emissions

1.1. Configuration 1: Test setup for Measurements under 1 GHz




Photo 1




Photo 2




Photo 3

Radiated Emissions (continued)

1.2. Configuration 2: Test setup for Measurement above 1 GHz



Photo 1




Photo 2

2. **Conducted measurements**



Photo 1