


1.1. PHOTOGRAPHS OF TEST SETUP FOR AC CONDUCTED EMISSION MEASUREMENTS

Photo #1:



Photo #2:



1.2. PHOTOGRAPHS OF TEST SETUP FOR RADIATED EMISSION MEASUREMENTS

Photo #3: The Model TMW11B was placed in orthogonal position #1




Photo #4: The Model TMW11B was placed in orthogonal position #2




Photo #5: The Model TMW11B was placed in orthogonal position #3

