


ANNEX 1 - TEST SETUP PHOTOS

Power Line Conducted Emissions (Tx Mode)




ANNEX 1 - TEST SETUP PHOTOS

Power Line Conducted Emissions (Tx Mode)




ANNEX 1 - TEST SETUP PHOTOS

Power Line Conducted Emissions (Rx Mode)




ANNEX 1 - TEST SETUP PHOTOS

Power Line Conducted Emissions (Rx Mode)



ANNEX 1 - TEST SETUP PHOTOS

Radiated Emissions at 3 m, 30 - 1000 MHz (Orthogonal Position 1)




ANNEX 1 - TEST SETUP PHOTOS

Radiated Emissions at 3 m, 30 - 1000 MHz (Orthogonal Position 1)




ANNEX 1 - TEST SETUP PHOTOS

Radiated Emissions at 3 m, Above 1 GHz (Orthogonal Position 2)



ANNEX 1 - TEST SETUP PHOTOS

Radiated Emissions at 3 m, Above 1 GHz (Orthogonal Position 2)



ANNEX 1 - TEST SETUP PHOTOS

Radiated Emissions at 3 m (Orthogonal Position 3)

