

APPENDIX 1: Photographs of test setup

Conducted Emission

Front




Side




Spurious Emission (Radiated)

Front




Rear



Worst Case Position (Horizontal: Y-axis/ Vertical:Z-axis)

X-axis



Y-axis



Z-axis

