



24. Photographs – Test Setups



Picture 8, AC Power Line Conducted Emissions




Picture 9, Radiated Spurious Emissions, common setup, TX and RX 30 - 1000 MHz



Picture 10, Radiated Spurious Emissions, common setup, TX, 1 – 26 GHz




Picture 11, Radiated Spurious Emissions, common setup, TX, 26 – 40 GHz



Picture 12, Radiated Spurious Emissions, common setup, RX, 1 – 12,75 MHz




Picture 13, Radiated Spurious Emissions, EUT setup, TX and RX 30 – 1000 MHz



Picture 14, Radiated Spurious Emissions, EUT setup, TX 1 – 40 GHz



Picture 15, Radiated Spurious Emissions, EUT setup, RX 1 – 18 GHz



Picture 16, Conducted RF test setup