


23. Photographs – test setups




Picture 8, AC Power Line Conducted Emissions



Picture 9, Radiated Spurious Emissions, common setup, TX and RX 30 - 1000 MHz




Picture 10, Radiated Spurious Emissions, common setup, TX, 1 – 26 GHz



Picture 11, Radiated Spurious Emissions, common setup, RX, 1 – 12,75 MHz




Picture 12, Radiated Spurious Emissions, EUT setup, TX and RX 30 – 1000 MHz



Picture 13, Radiated Spurious Emissions, EUT setup, TX 1 – 26 GHz



Picture 14, Radiated Spurious Emissions, EUT setup, RX 1 – 12,75 GHz



Picture 15, Conducted RF test setup