




**Setup for measurements below 1 GHz- Antenna 1**




**Setup for measurements below 1 GHz- Antenna 2**




**Setup for measurements below 1 GHz- Antenna 3**




**Setup for measurements above 1 GHz-Antenna 1**



**Setup for measurements above 1 GHz-Antenna 2**



**Setup for measurements above 1 GHz-Antenna 3**




Test Report No.: G0M-2309-2215-TFC247ZB-V01


Eurofins Product Service GmbH  
Storkower Str. 38c, D-15526 Reichenwalde, Germany

FCC ID: T7V9019


**EUT Test Setup below 1 GH- Antenna 1**




**EUT Test Setup below 1 GHz- Antenna 2**




**EUT Test Setup below 1 GHz- Antenna 3**



**EUT Test Setup above 1 GHz-Antenna 1**




**EUT Test Setup above 1 GHz-Antenna 2**




**EUT Test Setup above 1 GHz-Antenna 3**



Setup for measurements below 1 GHz- Antenna 1



Setup for measurements below 1 GHz- Antenna 2




Test Report No.: G0M-2309-2215-TFC247ZB-V01

Eurofins Product Service GmbH  
Storkower Str. 38c, D-15526 Reichenwalde, Germany

FCC ID: T7V9019

**Setup for measurements below 1 GHz- Antenna 3**




**Setup for measurements above 1 GHz-Antenna 1**







**Setup for measurements above 1 GHz-Antenna 2**




**Setup for measurements above 1 GHz-Antenna 3**




**EUT Test Setup below 1 GH- Antenna 1**




**EUT Test Setup below 1 GH- Antenna 2**




**EUT Test Setup below 1 GHz- Antenna 3**




**EUT Test Setup above 1 GHz-Antenna 1**



**EUT Test Setup above 1 GHz-Antenna 2**



**EUT Test Setup above 1 GHz-Antenna 3**



Test Report No.: G0M-2309-2215-TFC247ZB-V01

Eurofins Product Service GmbH  
Storkower Str. 38c, D-15526 Reichenwalde, Germany

FCC ID: T7V9019

Setup for measurements 150 KHz - 30 MHz



EUT Setup

