

Annex D

1-2944/21-01-01_AnnexD

Setup photos of the Equipment Under Test

This addendum is electronically signed and valid without handwritten signature.
For verification of the electronic signatures, the public keys can be requested at the testing laboratory.

Document authorized:

Michael Dorongovski
Lab Manager
Radio Communications

Photos




Photo 1: EUT at the anechoic chamber




Photo 2: EUT at the anechoic chamber




Photo 3: EUT at the anechoic chamber




Photo 4: EUT at the anechoic chamber




Photo 5: EUT at the anechoic chamber




Photo 6: EUT at the anechoic chamber




Photo 7: EUT at the anechoic chamber



Photo 8: EUT at the semi-anechoic chamber




Photo 9: EUT at the semi-anechoic chamber



Photo 10: AC conducted emission test setup

Document history

Version	Applied changes	Date of release
	initial release	2022-05-25

- END OF DOCUMENT -
