



PAN2580

Test set-up Photos




The below picture shows different laser marking, however this Model SM300 is identical with the PAN2580-915

Connect the blue cable to pin 24 and the red cable to pin 21.



**Connect the red plug to +3V and the black plug to GND.
(Voltage range: 2.7 to 3.6V)
Attention: Supply voltages > 3.6V will destroy the module!**

Test setup



Test Report No.: G0M-1109-1405-P-15

Eurofins Product Service GmbH
Storkower Str. 38c, D-15526 Reichenwalde, Germany

Test setup



Test Report No.: G0M-1109-1405-P-15

Eurofins Product Service GmbH
Storkower Str. 38c, D-15526 Reichenwalde, Germany