

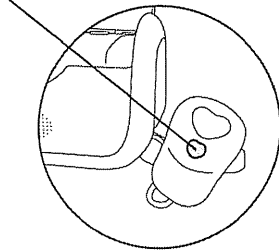
My Lil' Doctor™ Instructions

If parts are missing, do not return to store. Call 1-800-422-2244 or contact us at info@jctoys.com

How to play

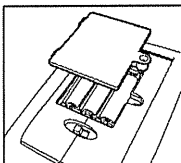
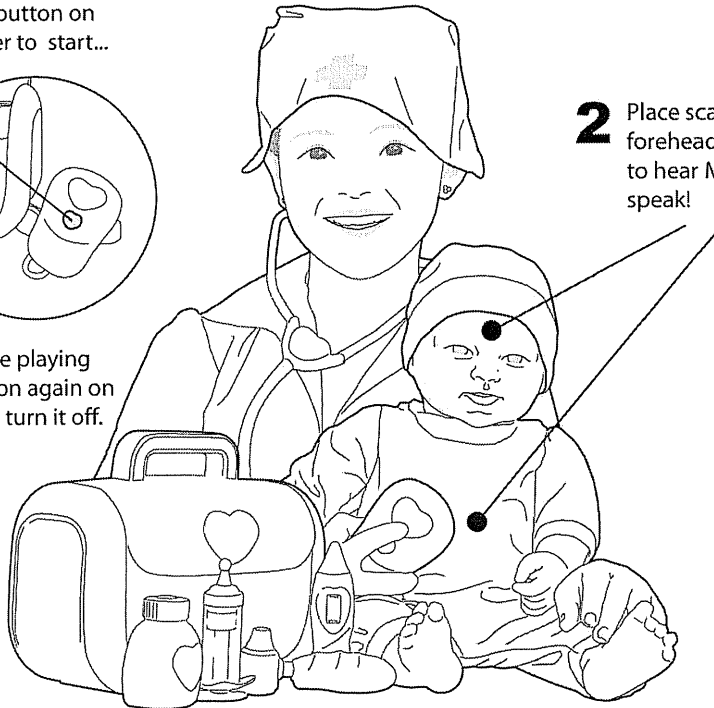
***To play, move switch located under case to ON position.**

- 1** Press the button on the scanner to start...



- 2** Place scanner near forehead or belly of doll to hear My Lil' Doctor™ speak!

- 3** When done playing press button again on scanner to turn it off.



Change & replace batteries

3 AA batteries are included for demonstration purposes and may need to be replaced by consumer. Alkaline batteries are recommended. To replace batteries, use Phillips screwdriver to loosen screw on battery compartment cover. Lift cover and replace batteries. Once batteries are replaced, close cover and tighten screw.

Accessories Included:

- Thermometer
- Dolly Shot
- Stethoscope
- Ear Checker
- Medicine Bottle

*Additional accessories are for play only.

Non-rechargeable batteries are not to be recharged. Rechargeable batteries are to be removed from the toy before being charged. Rechargeable batteries are only to be charged under adult supervision. Different types of batteries or new and used batteries are not to be mixed. Only batteries of the same or equivalent type as recommended are to be used. Do not mix alkaline, standard (carbon-zinc) or rechargeable (nickel-cadmium) batteries. Batteries are to be inserted with the correct polarity. Exhausted batteries are to be removed from the toy. The supply terminals are not to be short-circuited. Requires 3 x 1.5V size AA batteries. Batteries included for demonstration purposes.

Warning: Changes or modifications to this unit not expressly approved by the party responsible for compliance could void the user's authority to operate the equipment.

NOTE: This equipment has been tested and found to comply with the limits for a Class B digital device, pursuant to Part 15 of the FCC Rules. These limits are designed to provide reasonable protection against harmful interference in a residential installation. This equipment generates, uses and can radiate radio frequency energy and, if not installed and used in accordance with the instructions, may cause harmful interference to radio communications.

However, there is no guarantee that interference will not occur in a particular installation. If this equipment does cause harmful interference to radio or television reception, which can be determined by turning the equipment off and on, the user is encouraged to try to correct the interference by one of more of the following measures:

- * Reorient or relocate the receiving antenna.
- * Increase the separation between the equipment and receiver.
- * Consult the dealer or an experienced radio/TV technician for help.

WARNING: This product is a toy designed to be used with dolls and stuffed animals only. Under no circumstances should product be used with real babies.



For more information visit:
www.jctoys.com



Miami, Florida 33178.
©2007 JC Toys Group, Inc.