

DUT: DECT handset; Type: RTX8162 EX

Communication System: DECT Band; Frequency: 1924.99 MHz; Duty Cycle: 1:26

Medium parameters used: $f = 1924.99$ MHz; $\sigma = 1.41$ mho/m; $\epsilon_r = 38.67$; $\rho = 1000$ kg/m³

Phantom section: Left Section

DASY4 Configuration:

- Probe: EX3DV4 – SN7382; ConvF(8.71, 8.71, 8.71); Calibrated: 26/10/2016
- Sensor-Surface: 4mm (Mechanical Surface Detection)
- Electronics: DAE – SN772; Calibrated: 25/10/2016
- Phantom: TWIN SAM; Type: Twin SAM V5.0; Serial: 1909
- Measurement SW: DASY4, V4.5 Build 19; Postprocessing SW: SEMCAD, V1.8 Build 145

Left Cheek/CH2 ANT1/Area Scan (91x91x1): Measurement grid: dx=10mm, dy=10mm

Maximum value of SAR (interpolated) = 0.026 mW/g

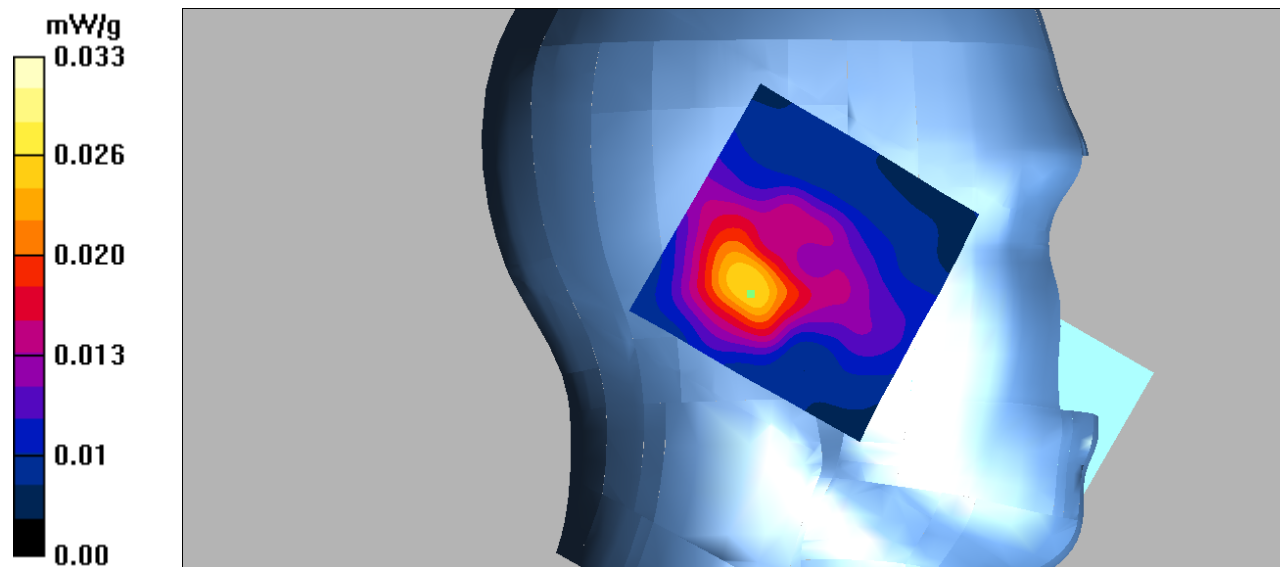
Left Cheek/CH2 ANT1/Zoom Scan (7x7x7)/Cube 0: Measurement grid: dx=5mm, dy=5mm, dz=5mm

Reference Value = 4.01 V/m; Power Drift = -0.142 dB

Peak SAR (extrapolated) = 0.060 W/kg

SAR(1 g) = 0.030 mW/g; SAR(10 g) = 0.015 mW/g

Maximum value of SAR (measured) = 0.033 mW/g



DUT: DECT handset; Type: RTX8162 EX

Communication System: DECT Band; Frequency: 1924.99 MHz; Duty Cycle: 1:26
Medium parameters used: $f = 1924.99$ MHz; $\sigma = 1.41$ mho/m; $\epsilon_r = 38.67$; $\rho = 1000$ kg/m³
Phantom section: Left Section

DASY4 Configuration:

- Probe: EX3DV4 – SN7382; ConvF(8.71, 8.71, 8.71); Calibrated: 26/10/2016
- Sensor-Surface: 4mm (Mechanical Surface Detection)
- Electronics: DAE – SN772; Calibrated: 25/10/2016
- Phantom: TWIN SAM; Type: Twin SAM V5.0; Serial: 1909
- Measurement SW: DASY4, V4.5 Build 19; Postprocessing SW: SEMCAD, V1.8 Build 145

Left Tilt/CH2 ANT1/Area Scan (91x91x1): Measurement grid: dx=10mm, dy=10mm
Maximum value of SAR (interpolated) = 0.019 mW/g

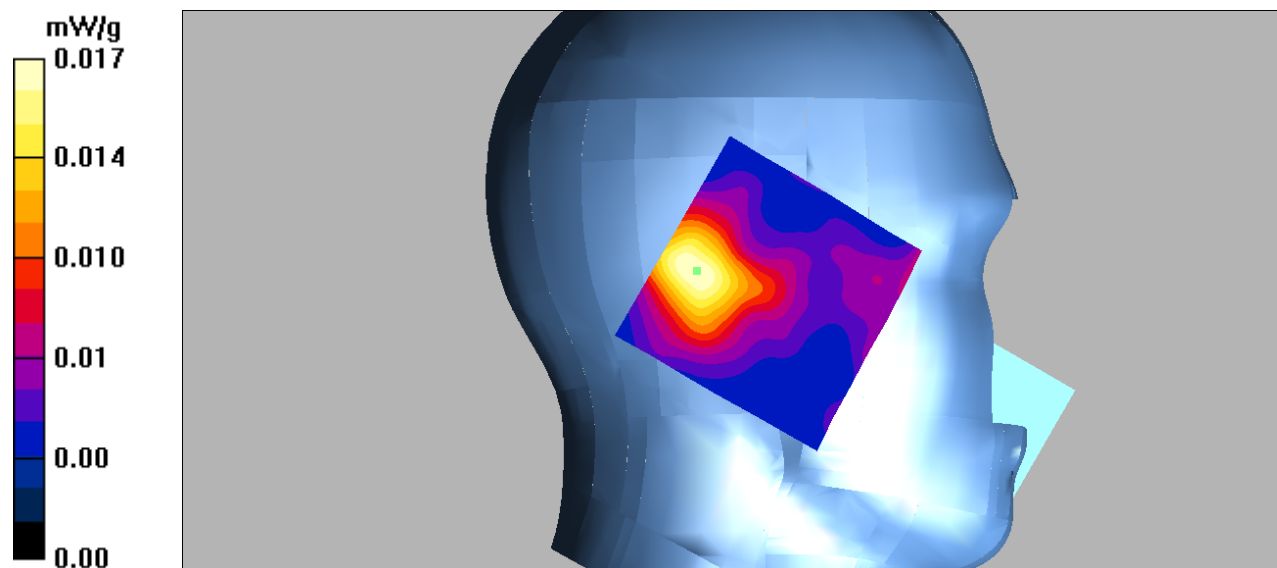
Left Tilt/CH2 ANT1/Zoom Scan (7x7x7)/Cube 0: Measurement grid: dx=5mm, dy=5mm, dz=5mm

Reference Value = 2.21 V/m; Power Drift = 0.055 dB

Peak SAR (extrapolated) = 0.036 W/kg

SAR(1 g) = 0.014 mW/g; SAR(10 g) = 0.008 mW/g

Maximum value of SAR (measured) = 0.017 mW/g



DUT: DECT handset; Type: RTX8162 EX

Communication System: DECT Band; Frequency: 1924.99 MHz; Duty Cycle: 1:26

Medium parameters used: $f = 1924.99$ MHz; $\sigma = 1.41$ mho/m; $\epsilon_r = 38.67$; $\rho = 1000$ kg/m³

Phantom section: Right Section

DASY4 Configuration:

- Probe: EX3DV4 – SN7382; ConvF(8.71, 8.71, 8.71); Calibrated: 26/10/2016

- Sensor-Surface: 4mm (Mechanical Surface Detection)

- Electronics: DAE – SN772; Calibrated: 25/10/2016

- Phantom: TWIN SAM; Type: Twin SAM V5.0; Serial: 1909

- Measurement SW: DASY4, V4.5 Build 19; Postprocessing SW: SEMCAD, V1.8 Build 145

Right Cheek/CH2 ANT1/Area Scan (91x91x1): Measurement grid: dx=10mm, dy=10mm

Maximum value of SAR (interpolated) = 0.054 mW/g

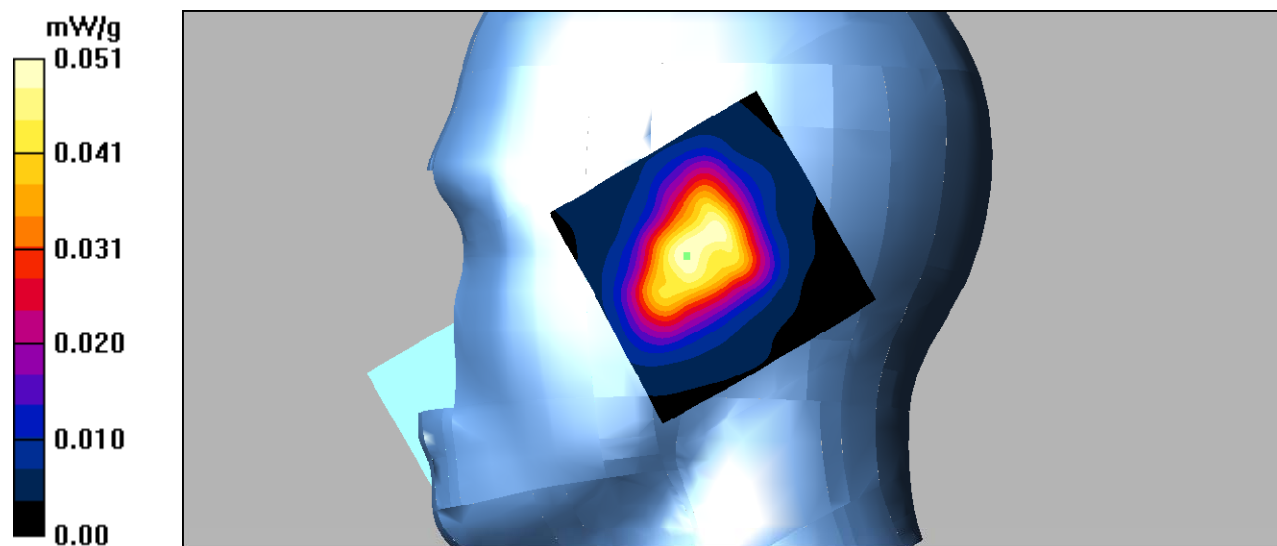
Right Cheek/CH2 ANT1/Zoom Scan (7x7x7)/Cube 0: Measurement grid: dx=5mm, dy=5mm, dz=5mm

Reference Value = 5.12 V/m; Power Drift = 0.145 dB

Peak SAR (extrapolated) = 0.093 W/kg

SAR(1 g) = 0.045 mW/g; SAR(10 g) = 0.025 mW/g

Maximum value of SAR (measured) = 0.051 mW/g



DUT: DECT handset; Type: RTX8162 EX

Communication System: DECT Band; Frequency: 1924.99 MHz; Duty Cycle: 1:26

Medium parameters used: $f = 1924.99$ MHz; $\sigma = 1.41$ mho/m; $\epsilon_r = 38.67$; $\rho = 1000$ kg/m³

Phantom section: Right Section

DASY4 Configuration:

- Probe: EX3DV4 – SN7382; ConvF(8.71, 8.71, 8.71); Calibrated: 26/10/2016

- Sensor-Surface: 4mm (Mechanical Surface Detection)

- Electronics: DAE – SN772; Calibrated: 25/10/2016

- Phantom: TWIN SAM; Type: Twin SAM V5.0; Serial: 1909

- Measurement SW: DASY4, V4.5 Build 19; Postprocessing SW: SEMCAD, V1.8 Build 145

Right Tilt/CH2 ANT1/Area Scan (91x91x1): Measurement grid: dx=10mm, dy=10mm

Maximum value of SAR (interpolated) = 0.038 mW/g

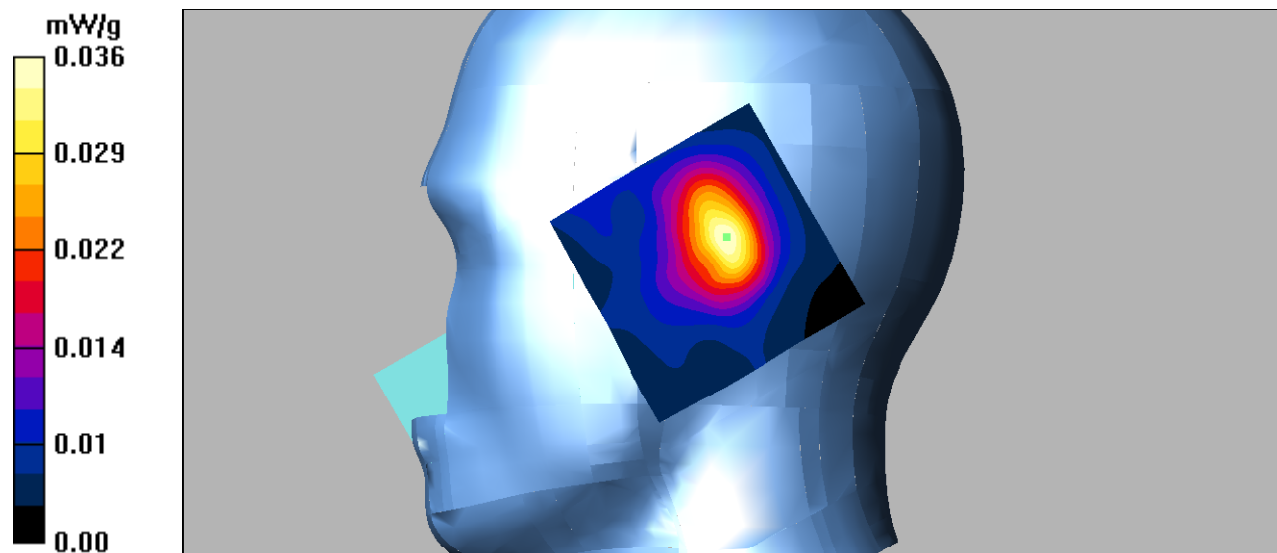
Right Tilt/CH2 ANT1/Zoom Scan (7x7x7)/Cube 0: Measurement grid: dx=5mm, dy=5mm, dz=5mm

Reference Value = 3.81 V/m; Power Drift = -0.12 dB

Peak SAR (extrapolated) = 0.065 W/kg

SAR(1 g) = 0.034 mW/g; SAR(10 g) = 0.017 mW/g

Maximum value of SAR (measured) = 0.036 mW/g



DUT: DECT handset; Type: RTX8162 EX

Communication System: DECT Band; Frequency: 1924.99 MHz; Duty Cycle: 1:26

Medium parameters used: $f = 1924.99$ MHz; $\sigma = 1.54$ mho/m; $\epsilon_r = 52.15$; $\rho = 1000$ kg/m³

Phantom section: Flat Section

DASY4 Configuration:

- Probe: EX3DV4 – SN7382; ConvF(8.31, 8.31, 8.31); Calibrated: 26/10/2016

- Sensor-Surface: 4mm (Mechanical Surface Detection)

- Electronics: DAE – SN772; Calibrated: 25/10/2016

- Phantom: TWIN SAM; Type: Twin SAM V5.0; Serial: 1909

- Measurement SW: DASY4, V4.5 Build 19; Postprocessing SW: SEMCAD, V1.8 Build 145

Body Back/CH2 ANT1/Area Scan (91x101x1): Measurement grid: dx=10mm, dy=10mm

Maximum value of SAR (interpolated) = 0.037 mW/g

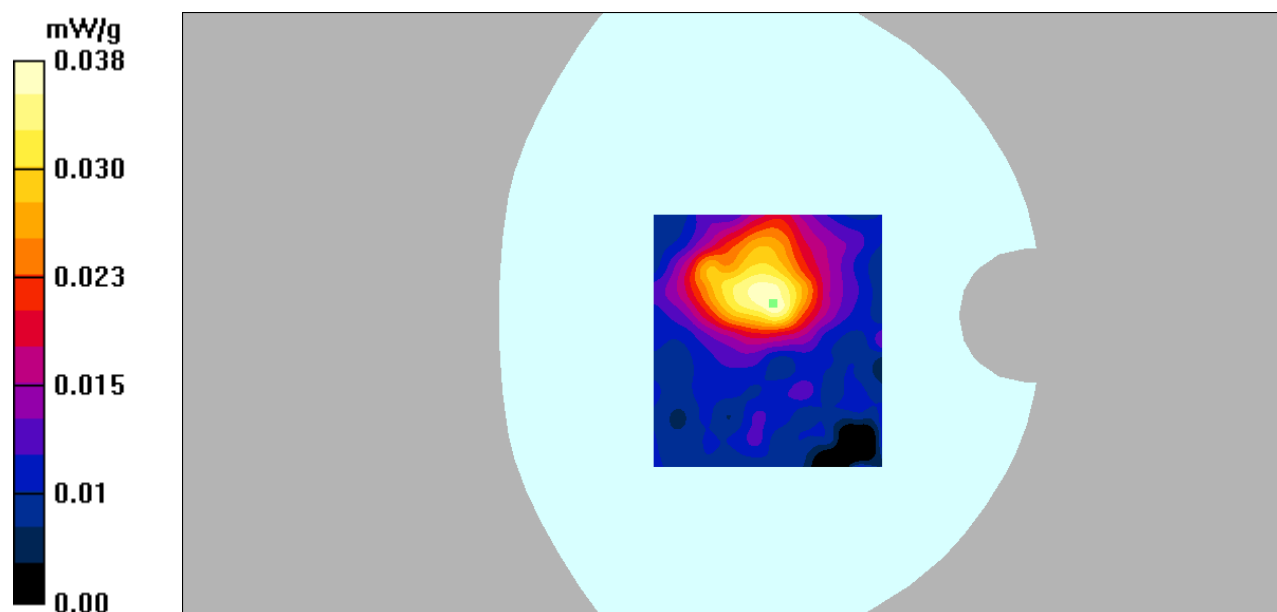
Body Back/CH2 ANT1/Zoom Scan (7x7x7)/Cube 0: Measurement grid: dx=5mm, dy=5mm, dz=5mm

Reference Value = 4.52 V/m; Power Drift = 0.161 dB

Peak SAR (extrapolated) = 0.062 W/kg

SAR(1 g) = 0.034 mW/g; SAR(10 g) = 0.016 mW/g

Maximum value of SAR (measured) = 0.038 mW/g



DUT: DECT handset; Type: RTX8162 EX

Communication System: DECT Band; Frequency: 1924.99 MHz; Duty Cycle: 1:26

Medium parameters used: $f = 1924.99$ MHz; $\sigma = 1.41$ mho/m; $\epsilon_r = 38.67$; $\rho = 1000$ kg/m³

Phantom section: Left Section

DASY4 Configuration:

- Probe: EX3DV4 – SN7382; ConvF(8.71, 8.71, 8.71); Calibrated: 26/10/2016

- Sensor-Surface: 4mm (Mechanical Surface Detection)

- Electronics: DAE – SN772; Calibrated: 25/10/2016

- Phantom: TWIN SAM; Type: Twin SAM V5.0; Serial: 1909

- Measurement SW: DASY4, V4.5 Build 19; Postprocessing SW: SEMCAD, V1.8 Build 145

Left Cheek/CH2 ANT2/Area Scan (91x91x1): Measurement grid: dx=10mm, dy=10mm

Maximum value of SAR (interpolated) = 0.011 mW/g

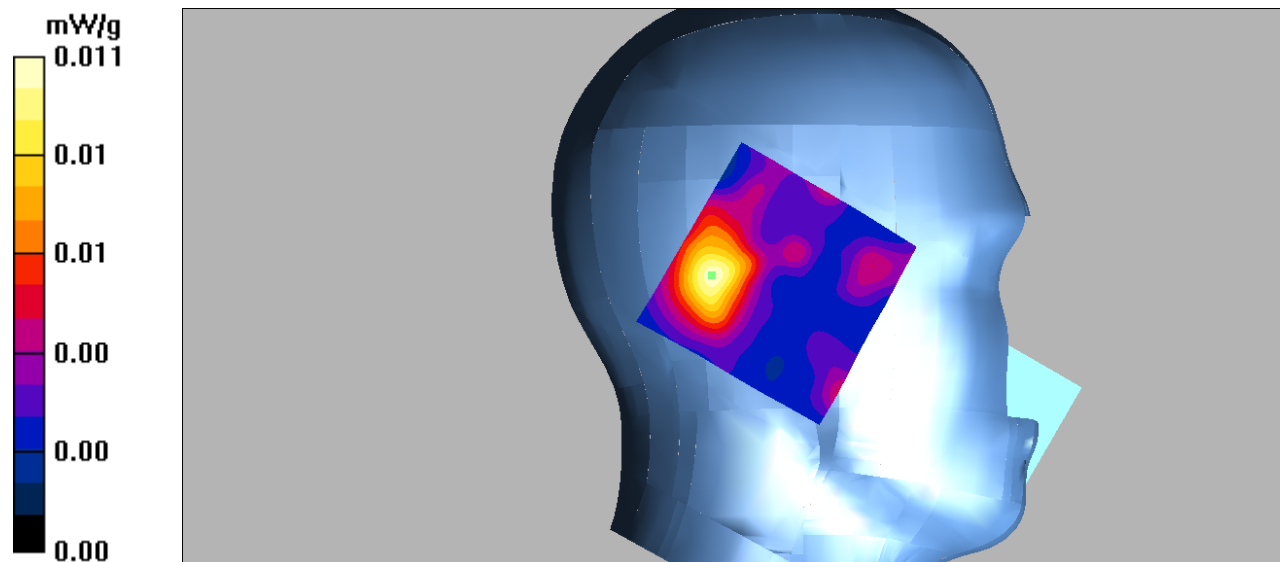
Left Cheek/CH2 ANT2/Zoom Scan (7x7x7)/Cube 0: Measurement grid: dx=5mm, dy=5mm, dz=5mm

Reference Value = 1.83 V/m; Power Drift = 0.202 dB

Peak SAR (extrapolated) = 0.021 W/kg

SAR(1 g) = 0.009 mW/g; SAR(10 g) = 0.006 mW/g

Maximum value of SAR (measured) = 0.011 mW/g



DUT: DECT handset; Type: RTX8162 EX

Communication System: DECT Band; Frequency: 1924.99 MHz; Duty Cycle: 1:26

Medium parameters used: $f = 1924.99$ MHz; $\sigma = 1.41$ mho/m; $\epsilon_r = 38.67$; $\rho = 1000$ kg/m³

Phantom section: Left Section

DASY4 Configuration:

- Probe: EX3DV4 – SN7382; ConvF(8.71, 8.71, 8.71); Calibrated: 26/10/2016

- Sensor-Surface: 4mm (Mechanical Surface Detection)

- Electronics: DAE – SN772; Calibrated: 25/10/2016

- Phantom: TWIN SAM; Type: Twin SAM V5.0; Serial: 1909

- Measurement SW: DASY4, V4.5 Build 19; Postprocessing SW: SEMCAD, V1.8 Build 145

Left Tilt/CH2 ANT2/Area Scan (91x91x1): Measurement grid: dx=10mm, dy=10mm

Maximum value of SAR (interpolated) = 0.013 mW/g

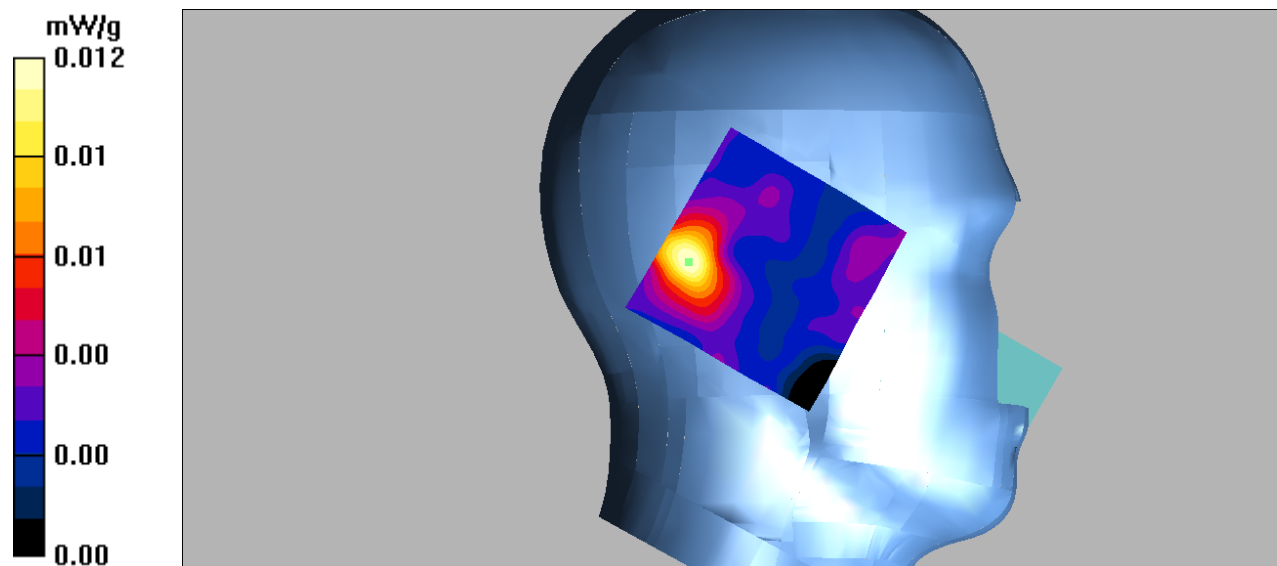
Left Tilt/CH2 ANT2/Zoom Scan (7x7x7)/Cube 0: Measurement grid: dx=5mm, dy=5mm, dz=5mm

Reference Value = 1.87 V/m; Power Drift = -0.075 dB

Peak SAR (extrapolated) = 0.022 W/kg

SAR(1 g) = 0.011 mW/g; SAR(10 g) = 0.007 mW/g

Maximum value of SAR (measured) = 0.012 mW/g



DUT: DECT handset; Type: RTX8162 EX

Communication System: DECT Band; Frequency: 1924.99 MHz; Duty Cycle: 1:26

Medium parameters used: $f = 1924.99$ MHz; $\sigma = 1.41$ mho/m; $\epsilon_r = 38.67$; $\rho = 1000$ kg/m³

Phantom section: Right Section

DASY4 Configuration:

- Probe: EX3DV4 – SN7382; ConvF(8.71, 8.71, 8.71); Calibrated: 26/10/2016

- Sensor-Surface: 4mm (Mechanical Surface Detection)

- Electronics: DAE – SN772; Calibrated: 25/10/2016

- Phantom: TWIN SAM; Type: Twin SAM V5.0; Serial: 1909

- Measurement SW: DASY4, V4.5 Build 19; Postprocessing SW: SEMCAD, V1.8 Build 145

Right Cheek/CH2 ANT2/Area Scan (91x91x1): Measurement grid: dx=10mm, dy=10mm

Maximum value of SAR (interpolated) = 0.017 mW/g

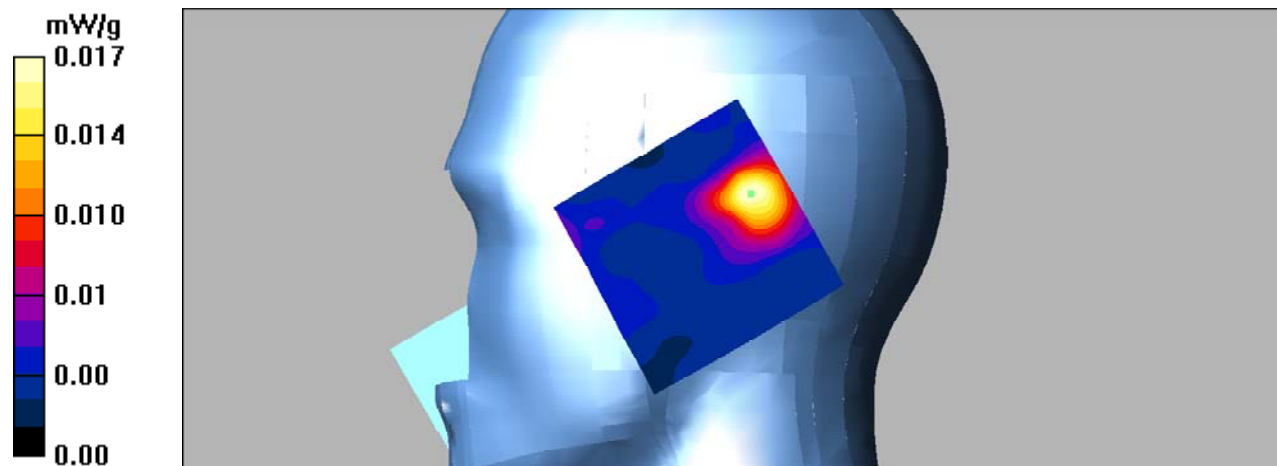
Right Cheek/CH2 ANT2/Zoom Scan (7x7x7)/Cube 0: Measurement grid: dx=5mm, dy=5mm, dz=5mm

Reference Value = 2.16 V/m; Power Drift = 0.122 dB

Peak SAR (extrapolated) = 0.031 W/kg

SAR(1 g) = 0.015 mW/g; SAR(10 g) = 0.009 mW/g

Maximum value of SAR (measured) = 0.017 mW/g



DUT: DECT handset; Type: RTX8162 EX

Communication System: DECT Band; Frequency: 1924.99 MHz; Duty Cycle: 1:26

Medium parameters used: $f = 1924.99$ MHz; $\sigma = 1.41$ mho/m; $\epsilon_r = 38.67$; $\rho = 1000$ kg/m³

Phantom section: Right Section

DASY4 Configuration:

- Probe: EX3DV4 – SN7382; ConvF(8.71, 8.71, 8.71); Calibrated: 26/10/2016

- Sensor-Surface: 4mm (Mechanical Surface Detection)

- Electronics: DAE – SN772; Calibrated: 25/10/2016

- Phantom: TWIN SAM; Type: Twin SAM V5.0; Serial: 1909

- Measurement SW: DASY4, V4.5 Build 19; Postprocessing SW: SEMCAD, V1.8 Build 145

Right Tilt/CH2 ANT2/Area Scan (91x91x1): Measurement grid: dx=10mm, dy=10mm

Maximum value of SAR (interpolated) = 0.017 mW/g

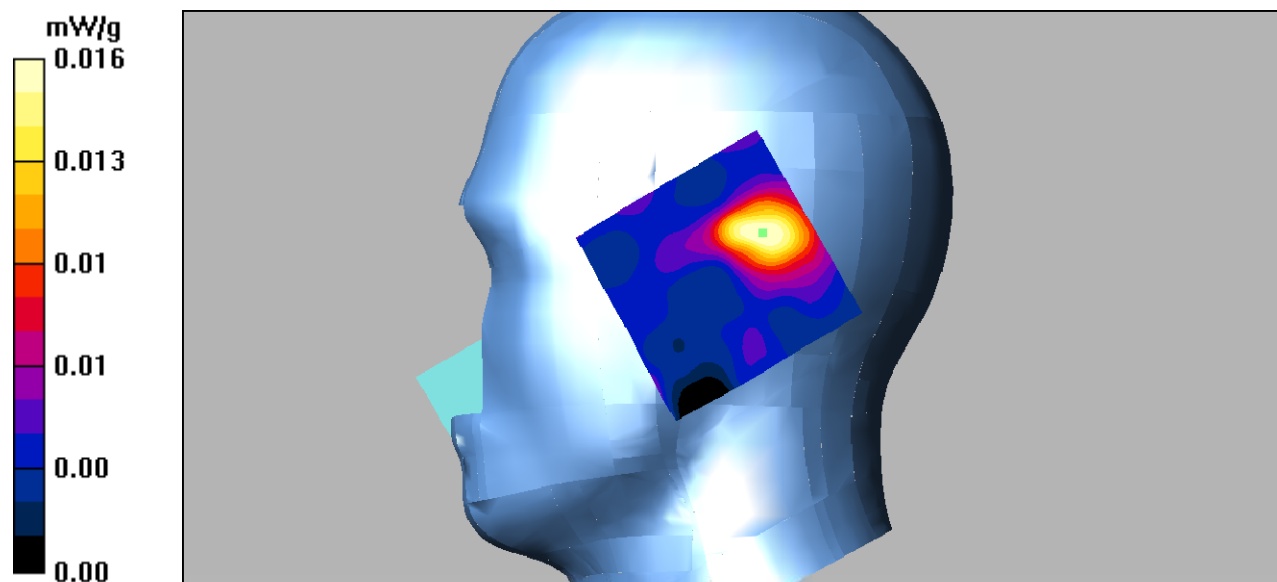
Right Tilt/CH2 ANT2/Zoom Scan (7x7x7)/Cube 0: Measurement grid: dx=5mm, dy=5mm, dz=5mm

Reference Value = 2.37 V/m; Power Drift = 0.066 dB

Peak SAR (extrapolated) = 0.033 W/kg

SAR(1 g) = 0.014 mW/g; SAR(10 g) = 0.007 mW/g

Maximum value of SAR (measured) = 0.016 mW/g



DUT: DECT handset; Type: RTX8162 EX

Communication System: DECT Band; Frequency: 1924.99 MHz; Duty Cycle: 1:26

Medium parameters used: $f = 1924.99$ MHz; $\sigma = 1.54$ mho/m; $\epsilon_r = 52.15$; $\rho = 1000$ kg/m³

Phantom section: Flat Section

DASY4 Configuration:

- Probe: EX3DV4 – SN7382; ConvF(8.31, 8.31, 8.31); Calibrated: 26/10/2016
- Sensor-Surface: 4mm (Mechanical Surface Detection)
- Electronics: DAE – SN772; Calibrated: 25/10/2016
- Phantom: TWIN SAM; Type: Twin SAM V5.0; Serial: 1909
- Measurement SW: DASY4, V4.5 Build 19; Postprocessing SW: SEMCAD, V1.8 Build 145

Body Back/CH2 ANT2/Area Scan (91x101x1): Measurement grid: dx=10mm, dy=10mm
Maximum value of SAR (interpolated) = 0.033 mW/g

Body Back/CH2 ANT2/Zoom Scan (7x7x7)/Cube 0: Measurement grid: dx=5mm, dy=5mm, dz=5mm

Reference Value = 4.21 V/m; Power Drift = -0.053 dB

Peak SAR (extrapolated) = 0.063 W/kg

SAR(1 g) = 0.028 mW/g; SAR(10 g) = 0.015 mW/g

Maximum value of SAR (measured) = 0.031 mW/g

