

GPRS850

Frequency: 836.6 MHz; Duty Cycle: 1:4.10204; Room Ambient Temperature: 24.0°C; Liquid Temperature: 23.5°C
 Medium parameters used (interpolated): $f = 836.6$ MHz; $\sigma = 0.98$ S/m; $\epsilon_r = 55.146$; $\rho = 1000$ kg/m³

DASY5 Configuration:

- Area Scan Setting - Find Secondary Maximum Within: 2.0 dB and with a peak SAR value greater than 0.0012W/kg
- Electronics: DAE4 Sn877; Calibrated: 2013/03/12
- Probe: EX3DV4 - SN3665; ConvF(9.82, 9.82, 9.82); Calibrated: 2013/05/07;
- Sensor-Surface: 1.4mm (Mechanical Surface Detection)
- Phantom: ELI 4.0; Type: QDOVA001BA; Serial: 1056

Edge/Edge 4/GPRS850 2 Slots/CH190/Area Scan (7x8x1): Measurement grid: dx=15mm, dy=15mm

[Info: Interpolated medium parameters used for SAR evaluation.](#)

Maximum value of SAR (measured) = 0.152 W/kg

Edge/Edge 4/GPRS850 2 Slots/CH190/Zoom Scan (5x5x7)/Cube 0: Measurement grid: dx=8mm, dy=8mm, dz=5mm

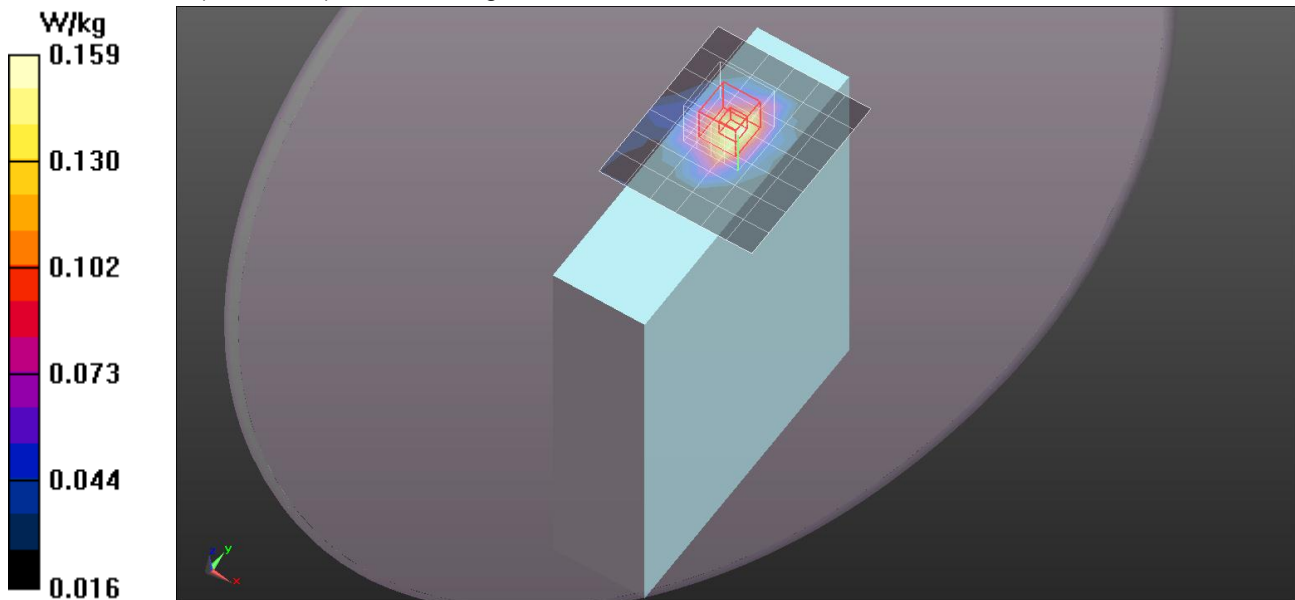
Reference Value = 8.640 V/m; Power Drift = 0.15 dB

Peak SAR (extrapolated) = 0.186 W/kg

SAR(1 g) = 0.115 W/kg; SAR(10 g) = 0.072 W/kg

[Info: Interpolated medium parameters used for SAR evaluation.](#)

Maximum value of SAR (measured) = 0.159 W/kg



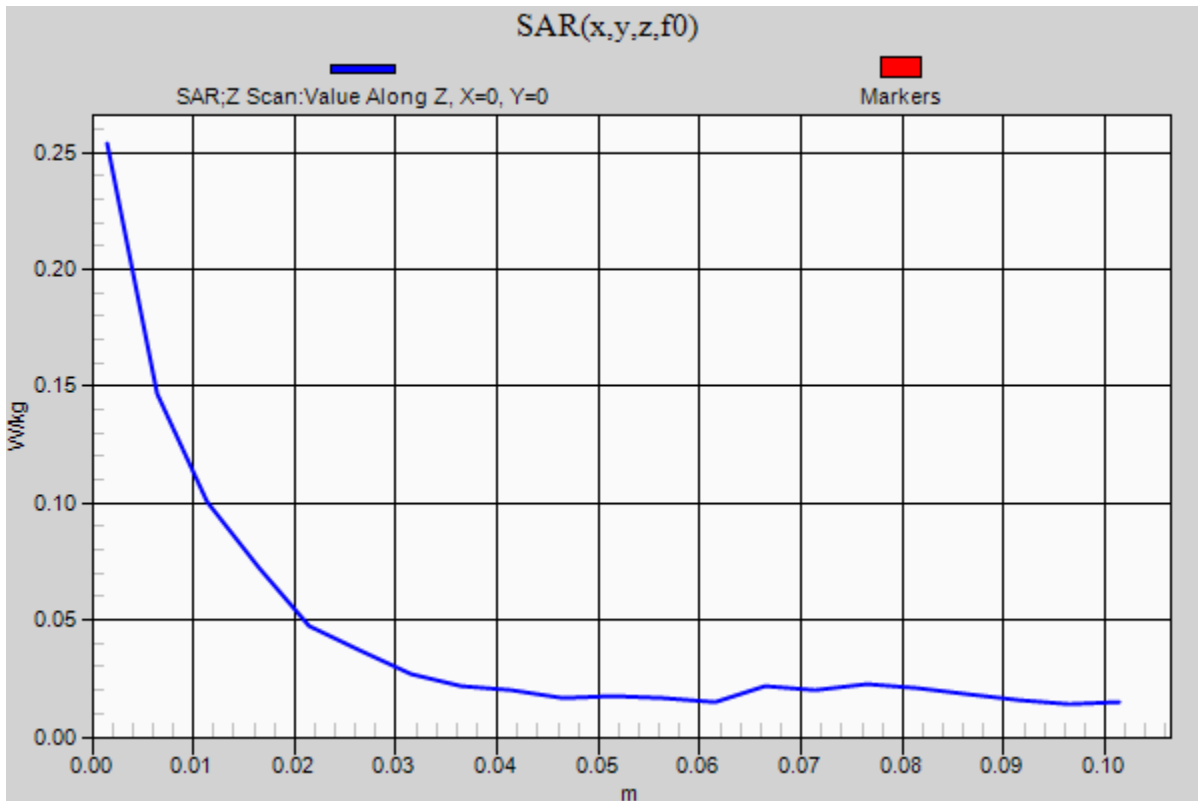
GPRS850

Frequency: 836.6 MHz; Duty Cycle: 1:4.10204

Edge/Edge 4/GPRS850 2 Slots/CH190/Z Scan (1x1x21): Measurement grid: dx=20mm, dy=20mm, dz=5mm

Info: [Interpolated medium parameters used for SAR evaluation.](#)

Maximum value of SAR (measured) = 0.254 W/kg



GPRS850

Frequency: 836.6 MHz; Duty Cycle: 1:4.10204; Room Ambient Temperature: 24.0°C; Liquid Temperature: 23.5°C
Medium parameters used (interpolated): $f = 836.6$ MHz; $\sigma = 0.98$ S/m; $\epsilon_r = 55.146$; $\rho = 1000$ kg/m³

DASY5 Configuration:

- Area Scan Setting - Find Secondary Maximum Within: 2.0 dB and with a peak SAR value greater than 0.0012W/kg
- Electronics: DAE4 Sn877; Calibrated: 2013/03/12
- Probe: EX3DV4 - SN3665; ConvF(9.82, 9.82, 9.82); Calibrated: 2013/05/07;
- Sensor-Surface: 1.4mm (Mechanical Surface Detection)
- Phantom: ELI 4.0; Type: QDOVA001BA; Serial: 1056

Rear Side/GPRS850 2 Slots/CH190/Area Scan (11x7x1): Measurement grid: dx=15mm, dy=15mm

[Info: Interpolated medium parameters used for SAR evaluation.](#)

Maximum value of SAR (measured) = 0.0423 W/kg

Rear Side/GPRS850 2 Slots/CH190/Zoom Scan (5x5x7)/Cube 0: Measurement grid: dx=8mm, dy=8mm, dz=5mm

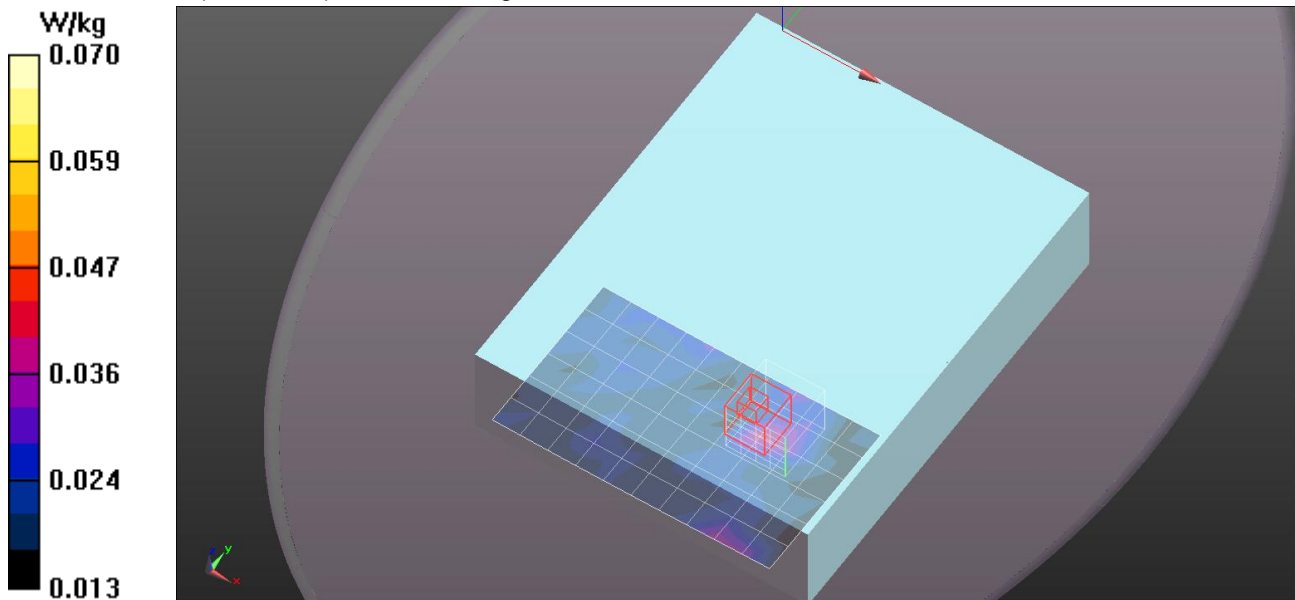
Reference Value = 5.326 V/m; Power Drift = -0.10 dB

Peak SAR (extrapolated) = 0.0570 W/kg

SAR(1 g) = 0.035 W/kg; SAR(10 g) = 0.027 W/kg

[Info: Interpolated medium parameters used for SAR evaluation.](#)

Maximum value of SAR (measured) = 0.0555 W/kg



GPRS1900

Frequency: 1850.2 MHz; Duty Cycle: 1:4.10204; Room Ambient Temperature: 24.0°C; Liquid Temperature: 23.5°C
 Medium parameters used (interpolated): $f = 1850.2$ MHz; $\sigma = 1.462$ S/m; $\epsilon_r = 51.625$; $\rho = 1000$ kg/m³

DASY5 Configuration:

- Area Scan Setting - Find Secondary Maximum Within: 2.0 dB and with a peak SAR value greater than 0.0012W/kg
- Electronics: DAE4 Sn877; Calibrated: 2013/03/12
- Probe: EX3DV4 - SN3665; ConvF(7.75, 7.75, 7.75); Calibrated: 2013/05/07;
- Sensor-Surface: 1.4mm (Mechanical Surface Detection (Locations From Previous Scan Used)), Sensor-Surface: 1.4mm (Mechanical Surface Detection)
- Phantom: ELI 4.0; Type: QDOVA001BA; Serial: 1056

Edge/Edge 4/GPRS1900 2 Slots/CH512/Area Scan (7x8x1): Measurement grid: dx=15mm, dy=15mm

[Info: Interpolated medium parameters used for SAR evaluation.](#)

Maximum value of SAR (measured) = 1.23 W/kg

Edge/Edge 4/GPRS1900 2 Slots/CH512/Zoom Scan (5x5x7)/Cube 0: Measurement grid: dx=8mm, dy=8mm, dz=5mm

Reference Value = 13.492 V/m; Power Drift = -0.11 dB

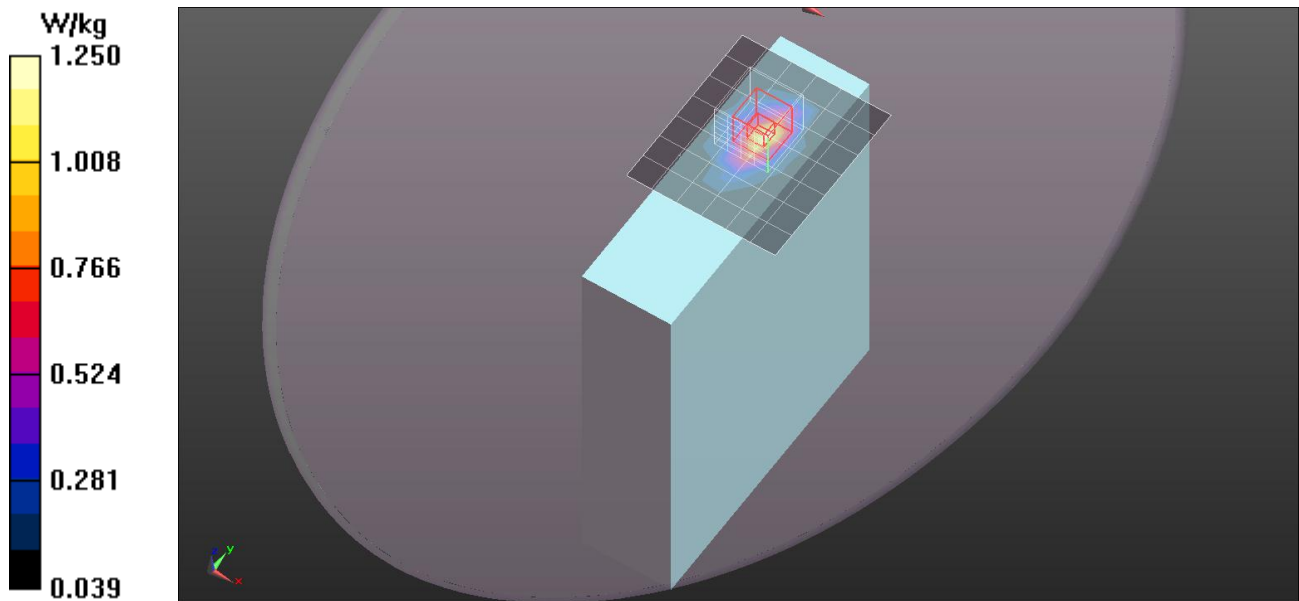
Peak SAR (extrapolated) = 1.47 W/kg

Peak SAR (extrapolated) = 1.47 W/kg

SAR(1 g) = 0.843 W/kg; SAR(10 g) = 0.447 W/kg

[Info: Interpolated medium parameters used for SAR evaluation.](#)

Maximum value of SAR (measured) = 1.25 W/kg



GPRS1900

Frequency: 1880 MHz; Duty Cycle: 1:4.10204; Room Ambient Temperature: 24.0°C; Liquid Temperature: 23.5°C
 Medium parameters used (interpolated): $f = 1880$ MHz; $\sigma = 1.49$ S/m; $\epsilon_r = 51.587$; $\rho = 1000$ kg/m³

DASY5 Configuration:

- Area Scan Setting - Find Secondary Maximum Within: 2.0 dB and with a peak SAR value greater than 0.0012W/kg
- Electronics: DAE4 Sn877; Calibrated: 2013/03/12
- Probe: EX3DV4 - SN3665; ConvF(7.75, 7.75, 7.75); Calibrated: 2013/05/07;
- Sensor-Surface: 1.4mm (Mechanical Surface Detection)
- Phantom: ELI 4.0; Type: QDOVA001BA; Serial: 1056

Edge/Edge 4/GPRS1900 2 Slots/CH661/Area Scan (7x8x1): Measurement grid: dx=15mm, dy=15mm

[Info: Interpolated medium parameters used for SAR evaluation.](#)

Maximum value of SAR (measured) = 1.41 W/kg

Edge/Edge 4/GPRS1900 2 Slots/CH661/Zoom Scan (5x5x7)/Cube 0: Measurement grid: dx=8mm, dy=8mm, dz=5mm

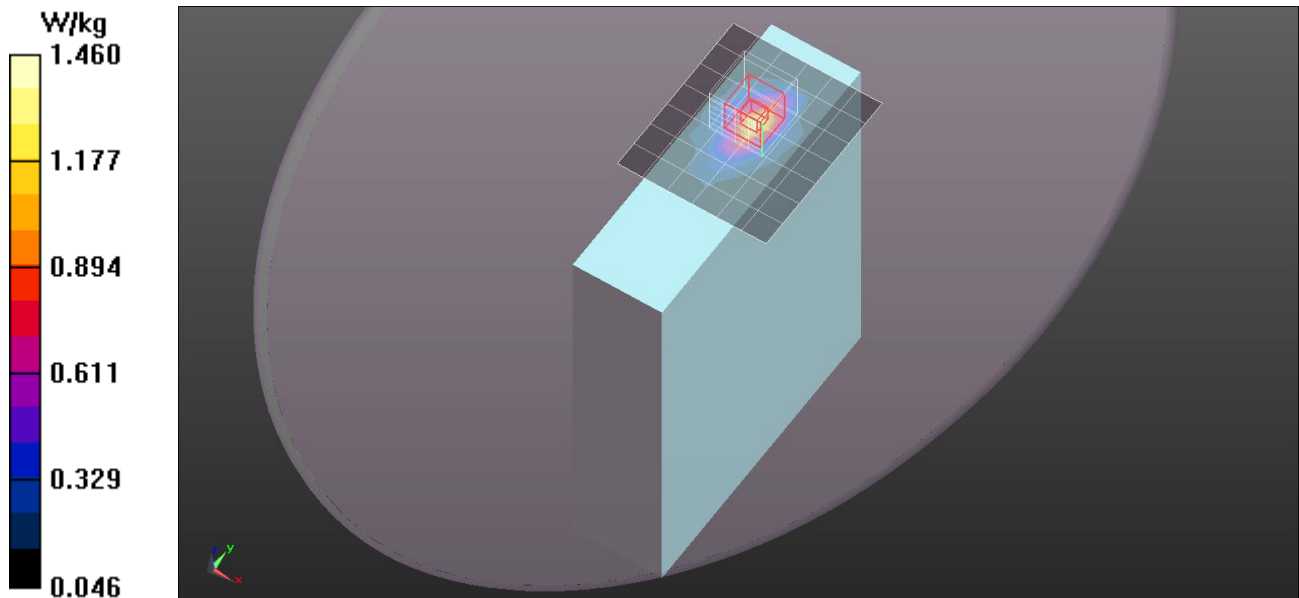
Reference Value = 14.739 V/m; Power Drift = -0.12 dB

Peak SAR (extrapolated) = 1.70 W/kg

SAR(1 g) = 0.970 W/kg; SAR(10 g) = 0.511 W/kg

[Info: Interpolated medium parameters used for SAR evaluation.](#)

Maximum value of SAR (measured) = 1.46 W/kg



GPRS1900

Frequency: 1909.8 MHz; Duty Cycle: 1:4.10204; Room Ambient Temperature: 24.0°C; Liquid Temperature: 23.5°C
Medium parameters used (interpolated): $f = 1909.8$ MHz; $\sigma = 1.512$ S/m; $\epsilon_r = 51.397$; $\rho = 1000$ kg/m³

DASY5 Configuration:

- Area Scan Setting - Find Secondary Maximum Within: 2.0 dB and with a peak SAR value greater than 0.0012W/kg
- Electronics: DAE4 Sn877; Calibrated: 2013/03/12
- Probe: EX3DV4 - SN3665; ConvF(7.75, 7.75, 7.75); Calibrated: 2013/05/07;
- Sensor-Surface: 1.4mm (Mechanical Surface Detection (Locations From Previous Scan Used)), Sensor-Surface: 1.4mm (Mechanical Surface Detection)
- Phantom: ELI 4.0; Type: QDOVA001BA; Serial: 1056

Edge/Edge 4/GPRS1900 2 Slots/CH810/Area Scan (7x8x1): Measurement grid: dx=15mm, dy=15mm

[Info: Interpolated medium parameters used for SAR evaluation.](#)

Maximum value of SAR (measured) = 1.62 W/kg

Edge/Edge 4/GPRS1900 2 Slots/CH810/Zoom Scan (5x5x7)/Cube 0: Measurement grid: dx=8mm, dy=8mm, dz=5mm

Reference Value = 13.573 V/m; Power Drift = -0.18 dB

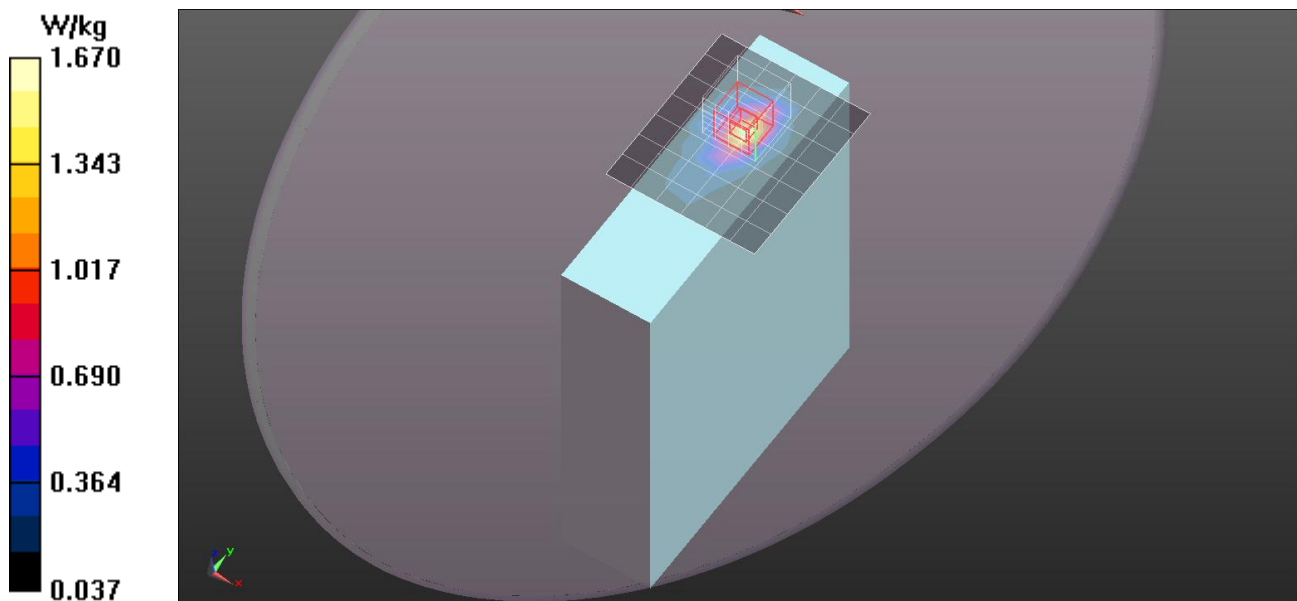
Peak SAR (extrapolated) = 2.04 W/kg

Peak SAR (extrapolated) = 2.04 W/kg

SAR(1 g) = 1.14 W/kg; SAR(10 g) = 0.587 W/kg

[Info: Interpolated medium parameters used for SAR evaluation.](#)

Maximum value of SAR (measured) = 1.67 W/kg



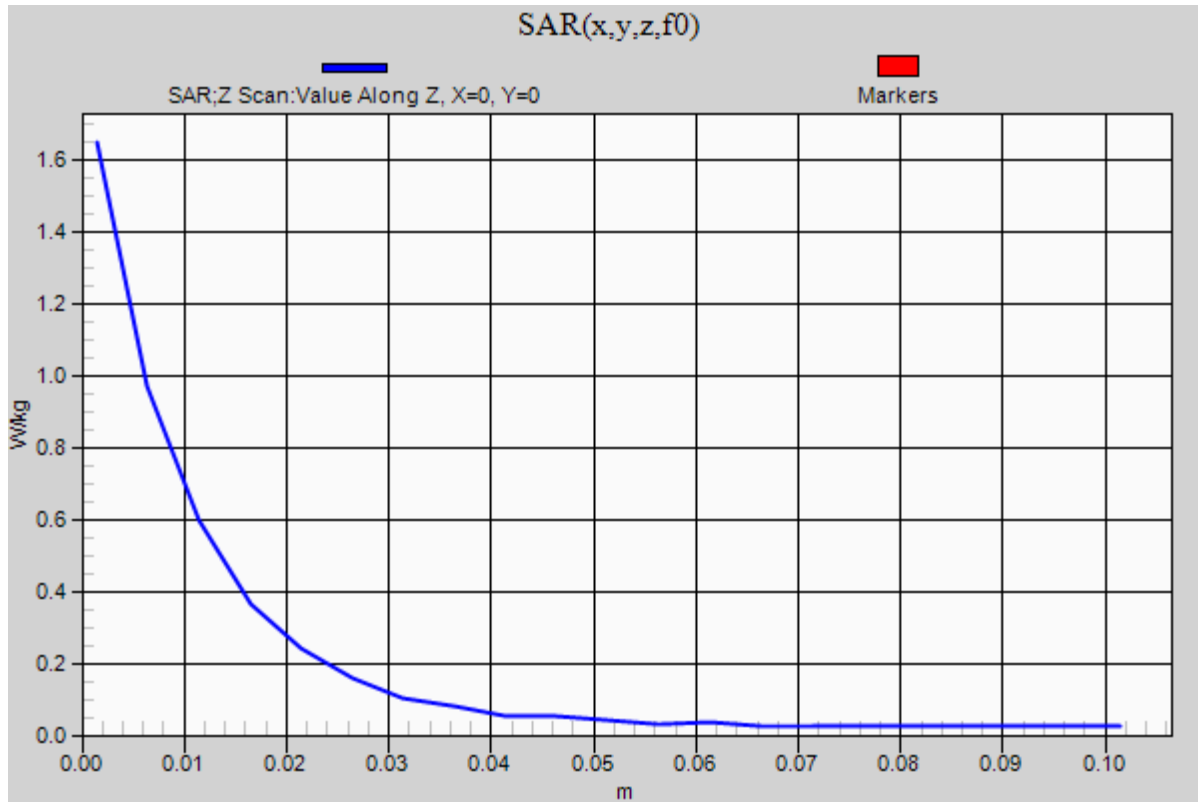
GPRS1900

Frequency: 1909.8 MHz; Duty Cycle: 1:4.10204

Edge/Edge 4/GPRS1900 2 Slots/CH810/Z Scan (1x1x21): Measurement grid: dx=20mm, dy=20mm, dz=5mm

Info: [Interpolated medium parameters used for SAR evaluation.](#)

Maximum value of SAR (measured) = 1.65 W/kg



GPRS1900

Frequency: 1909.8 MHz; Duty Cycle: 1:4.10204; Room Ambient Temperature: 24.0°C; Liquid Temperature: 23.5°C
Medium parameters used (interpolated): $f = 1909.8$ MHz; $\sigma = 1.512$ S/m; $\epsilon_r = 51.397$; $\rho = 1000$ kg/m³

DASY5 Configuration:

- Area Scan Setting - Find Secondary Maximum Within: 2.0 dB and with a peak SAR value greater than 0.0012W/kg
- Electronics: DAE4 Sn877; Calibrated: 2013/03/12
- Probe: EX3DV4 - SN3665; ConvF(7.75, 7.75, 7.75); Calibrated: 2013/05/07;
- Sensor-Surface: 1.4mm (Mechanical Surface Detection (Locations From Previous Scan Used)), Sensor-Surface: 1.4mm (Mechanical Surface Detection)
- Phantom: ELI 4.0; Type: QDOVA001BA; Serial: 1056

Edge/Edge 4/GPRS1900 2 Slots/CH810_Repeat/Area Scan (7x8x1): Measurement grid:

dx=15mm, dy=15mm

[Info: Interpolated medium parameters used for SAR evaluation.](#)

Maximum value of SAR (measured) = 1.61 W/kg

Edge/Edge 4/GPRS1900 2 Slots/CH810_Repeat/Zoom Scan (5x5x7)/Cube 0: Measurement

grid: dx=8mm, dy=8mm, dz=5mm

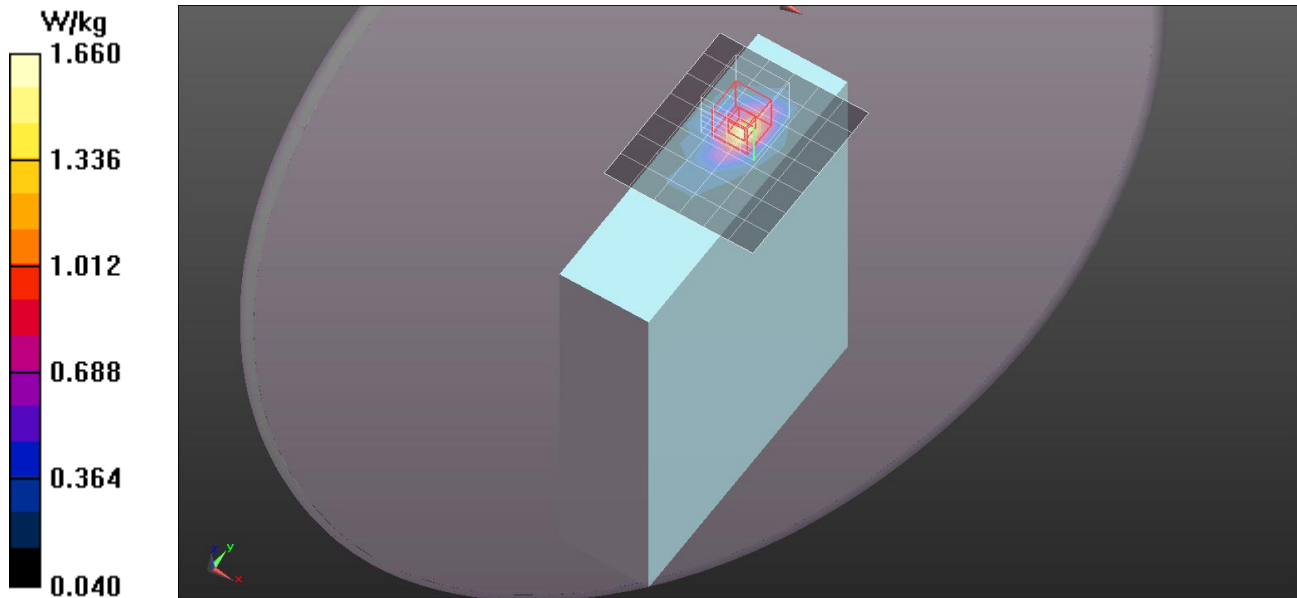
Reference Value = 13.008 V/m; Power Drift = 0.11 dB

Peak SAR (extrapolated) = 2.03 W/kg

SAR(1 g) = 1.14 W/kg; SAR(10 g) = 0.586 W/kg

[Info: Interpolated medium parameters used for SAR evaluation.](#)

Maximum value of SAR (measured) = 1.66 W/kg



GPRS1900

Frequency: 1880 MHz; Duty Cycle: 1:4.10204; Room Ambient Temperature: 24.0°C; Liquid Temperature: 23.5°C
Medium parameters used (interpolated): $f = 1880$ MHz; $\sigma = 1.49$ S/m; $\epsilon_r = 51.587$; $\rho = 1000$ kg/m³

DASY5 Configuration:

- Area Scan Setting - Find Secondary Maximum Within: 2.0 dB and with a peak SAR value greater than 0.0012W/kg
- Electronics: DAE4 Sn877; Calibrated: 2013/03/12
- Probe: EX3DV4 - SN3665; ConvF(7.75, 7.75, 7.75); Calibrated: 2013/05/07;
- Sensor-Surface: 1.4mm (Mechanical Surface Detection)
- Phantom: ELI 4.0; Type: QDOVA001BA; Serial: 1056

Rear/Rear Side/GPRS1900 2 Slots/CH661/Area Scan (9x10x1): Measurement grid: dx=15mm, dy=15mm

[Info: Interpolated medium parameters used for SAR evaluation.](#)

Maximum value of SAR (measured) = 0.152 W/kg

Rear/Rear Side/GPRS1900 2 Slots/CH661/Zoom Scan (5x5x7)/Cube 0: Measurement grid: dx=8mm, dy=8mm, dz=5mm

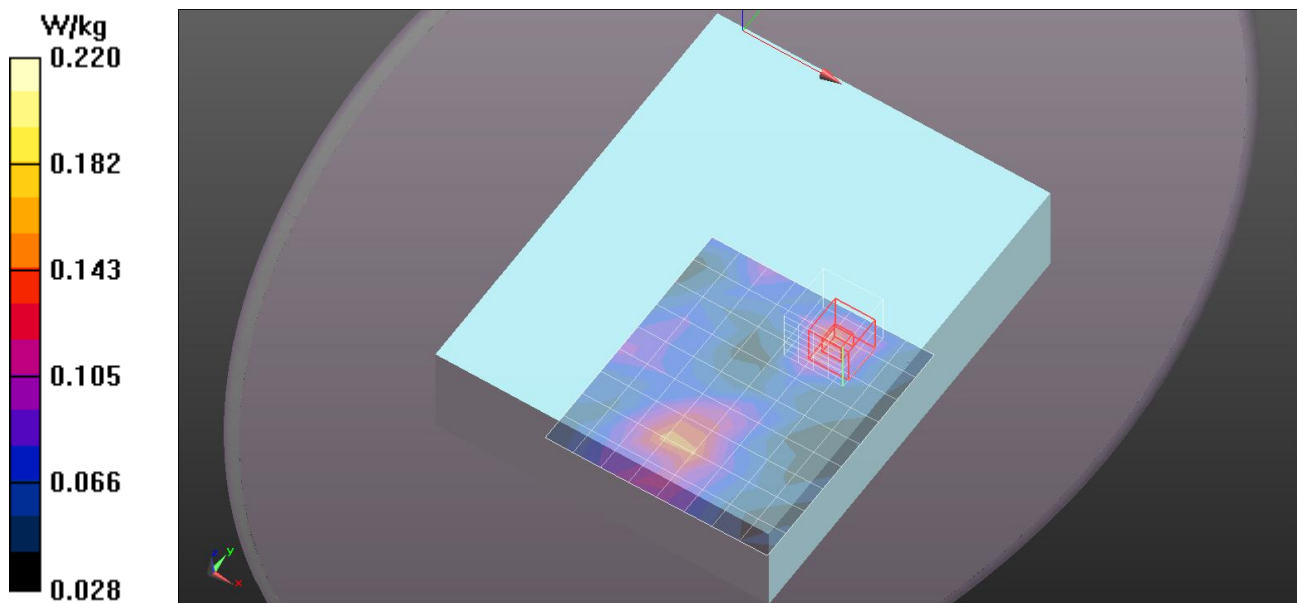
Reference Value = 7.544 V/m; Power Drift = -0.19 dB

Peak SAR (extrapolated) = 0.201 W/kg

SAR(1 g) = 0.141 W/kg; SAR(10 g) = 0.097 W/kg

[Info: Interpolated medium parameters used for SAR evaluation.](#)

Maximum value of SAR (measured) = 0.187 W/kg



WCDMA Band II

Frequency: 1852.4 MHz; Duty Cycle: 1:1; Room Ambient Temperature: 24.0°C; Liquid Temperature: 23.5°C

Medium parameters used (interpolated): $f = 1852.4$ MHz; $\sigma = 1.464$ S/m; $\epsilon_r = 51.628$; $\rho = 1000$ kg/m³

DASY5 Configuration:

- Area Scan Setting - Find Secondary Maximum Within: 2.0 dB and with a peak SAR value greater than 0.0012W/kg
- Electronics: DAE4 Sn877; Calibrated: 2013/03/12
- Probe: EX3DV4 - SN3665; ConvF(7.75, 7.75, 7.75); Calibrated: 2013/05/07;
- Sensor-Surface: 1.4mm (Mechanical Surface Detection)
- Phantom: ELI 4.0; Type: QDOVA001BA; Serial: 1056

Edge/Edge 4/WCDMA Band II/CH9262/Area Scan (7x8x1): Measurement grid: dx=15mm, dy=15mm

[Info: Interpolated medium parameters used for SAR evaluation.](#)

Maximum value of SAR (measured) = 1.20 W/kg

Edge/Edge 4/WCDMA Band II/CH9262/Zoom Scan (5x5x7)/Cube 0: Measurement grid: dx=8mm, dy=8mm, dz=5mm

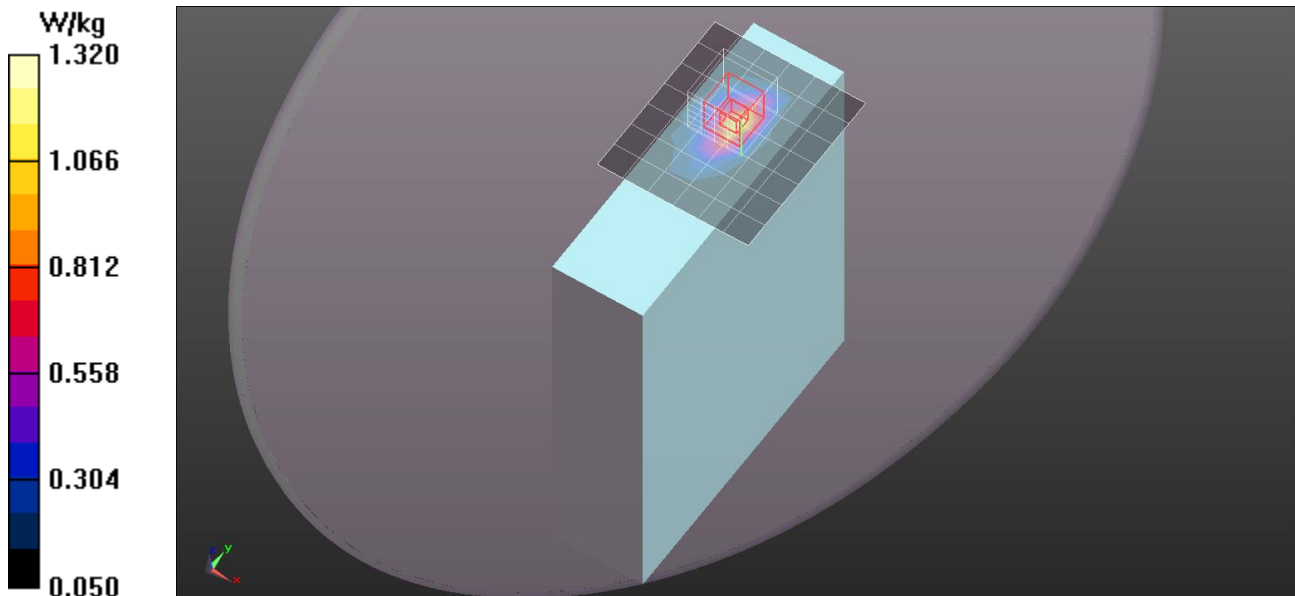
Reference Value = 14.450 V/m; Power Drift = -0.10 dB

Peak SAR (extrapolated) = 1.55 W/kg

SAR(1 g) = 0.896 W/kg; SAR(10 g) = 0.479 W/kg

[Info: Interpolated medium parameters used for SAR evaluation.](#)

Maximum value of SAR (measured) = 1.32 W/kg



WCDMA Band II

Frequency: 1880 MHz; Duty Cycle: 1:1; Room Ambient Temperature: 24.0°C; Liquid Temperature: 23.5°C

Medium parameters used (interpolated): $f = 1880$ MHz; $\sigma = 1.49$ S/m; $\epsilon_r = 51.587$; $\rho = 1000$ kg/m³

DASY5 Configuration:

- Area Scan Setting - Find Secondary Maximum Within: 2.0 dB and with a peak SAR value greater than 0.0012W/kg
- Electronics: DAE4 Sn877; Calibrated: 2013/03/12
- Probe: EX3DV4 - SN3665; ConvF(7.75, 7.75, 7.75); Calibrated: 2013/05/07;
- Sensor-Surface: 1.4mm (Mechanical Surface Detection)
- Phantom: ELI 4.0; Type: QDOVA001BA; Serial: 1056

Edge/Edge 4/WCDMA Band II/CH9400/Area Scan (7x8x1): Measurement grid: dx=15mm, dy=15mm

[Info: Interpolated medium parameters used for SAR evaluation.](#)

Maximum value of SAR (measured) = 1.22 W/kg

Edge/Edge 4/WCDMA Band II/CH9400/Zoom Scan (5x5x7)/Cube 0: Measurement grid: dx=8mm, dy=8mm, dz=5mm

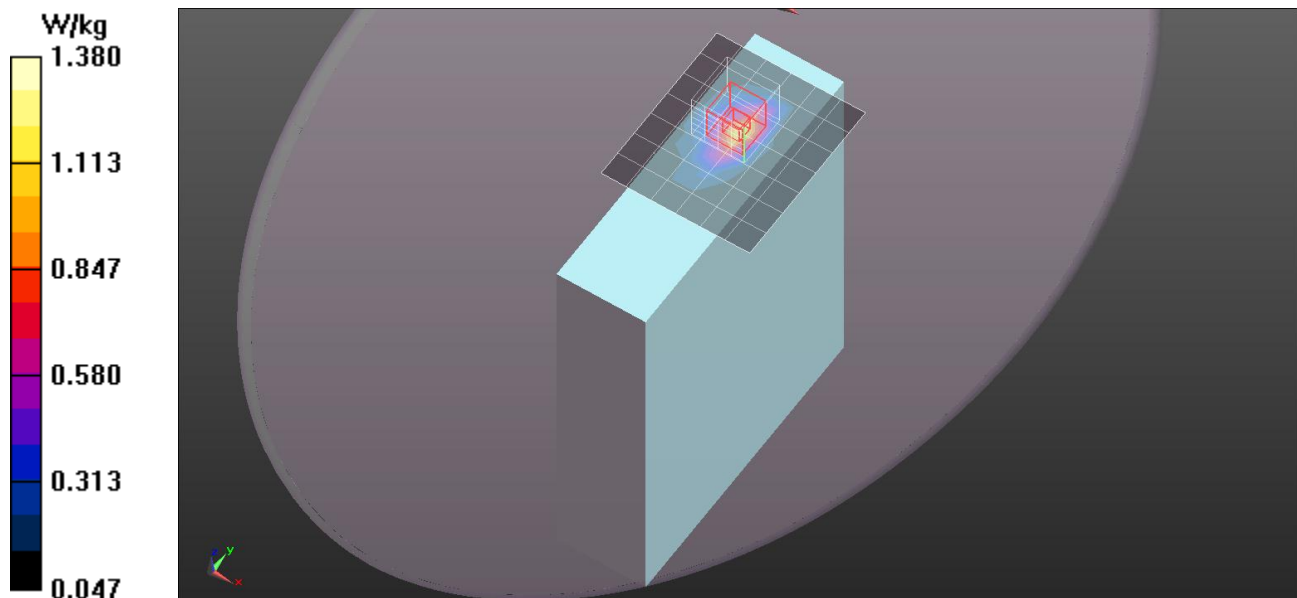
Reference Value = 13.794 V/m; Power Drift = -0.08 dB

Peak SAR (extrapolated) = 1.61 W/kg

SAR(1 g) = 0.914 W/kg; SAR(10 g) = 0.485 W/kg

[Info: Interpolated medium parameters used for SAR evaluation.](#)

Maximum value of SAR (measured) = 1.38 W/kg



WCDMA Band II

Frequency: 1907.6 MHz; Duty Cycle: 1:1; Room Ambient Temperature: 24.0°C; Liquid Temperature: 23.5°C

Medium parameters used: $f = 1907.8$ MHz; $\sigma = 1.51$ S/m; $\epsilon_r = 51.408$; $\rho = 1000$ kg/m³

DASY5 Configuration:

- Area Scan Setting - Find Secondary Maximum Within: 2.0 dB and with a peak SAR value greater than 0.0012W/kg
- Electronics: DAE4 Sn877; Calibrated: 2013/03/12
- Probe: EX3DV4 - SN3665; ConvF(7.75, 7.75, 7.75); Calibrated: 2013/05/07;
- Sensor-Surface: 1.4mm (Mechanical Surface Detection)
- Phantom: ELI 4.0; Type: QDOVA001BA; Serial: 1056

Edge/Edge 4/WCDMA Band II/CH9538/Area Scan (7x8x1): Measurement grid: dx=15mm, dy=15mm

Maximum value of SAR (measured) = 1.40 W/kg

Edge/Edge 4/WCDMA Band II/CH9538/Zoom Scan (5x5x7)/Cube 0: Measurement grid: dx=8mm, dy=8mm, dz=5mm

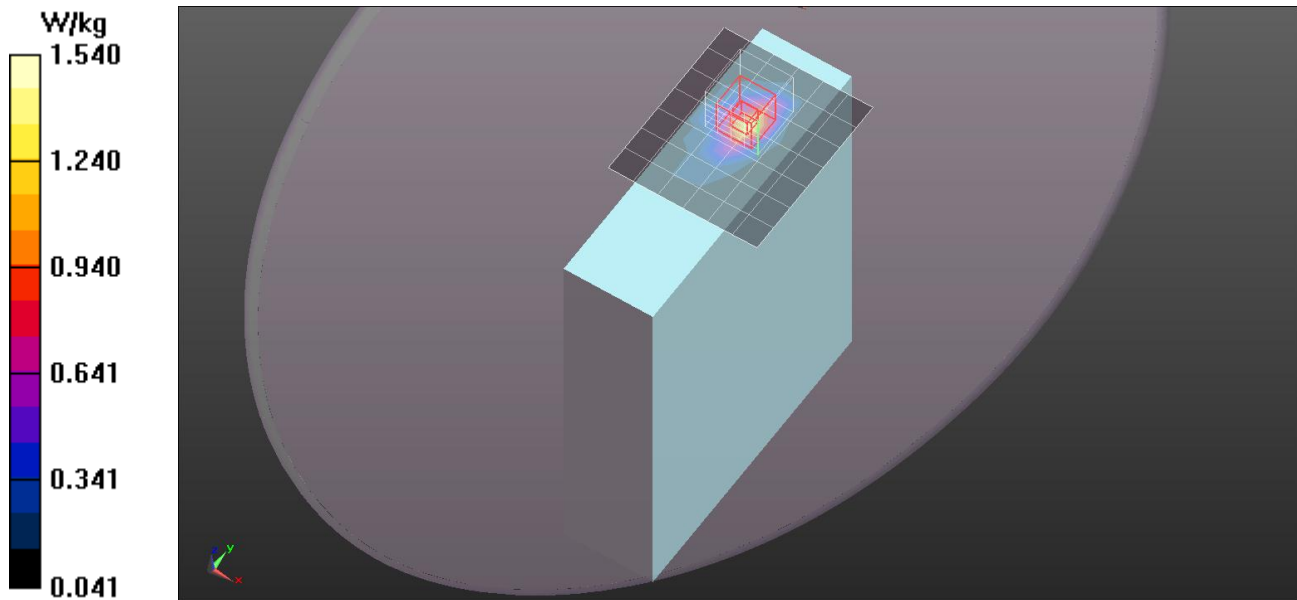
Reference Value = 13.601 V/m; Power Drift = -0.17 dB

Peak SAR (extrapolated) = 1.86 W/kg

Peak SAR (extrapolated) = 1.86 W/kg

SAR(1 g) = 1.04 W/kg; SAR(10 g) = 0.533 W/kg

Maximum value of SAR (measured) = 1.54 W/kg

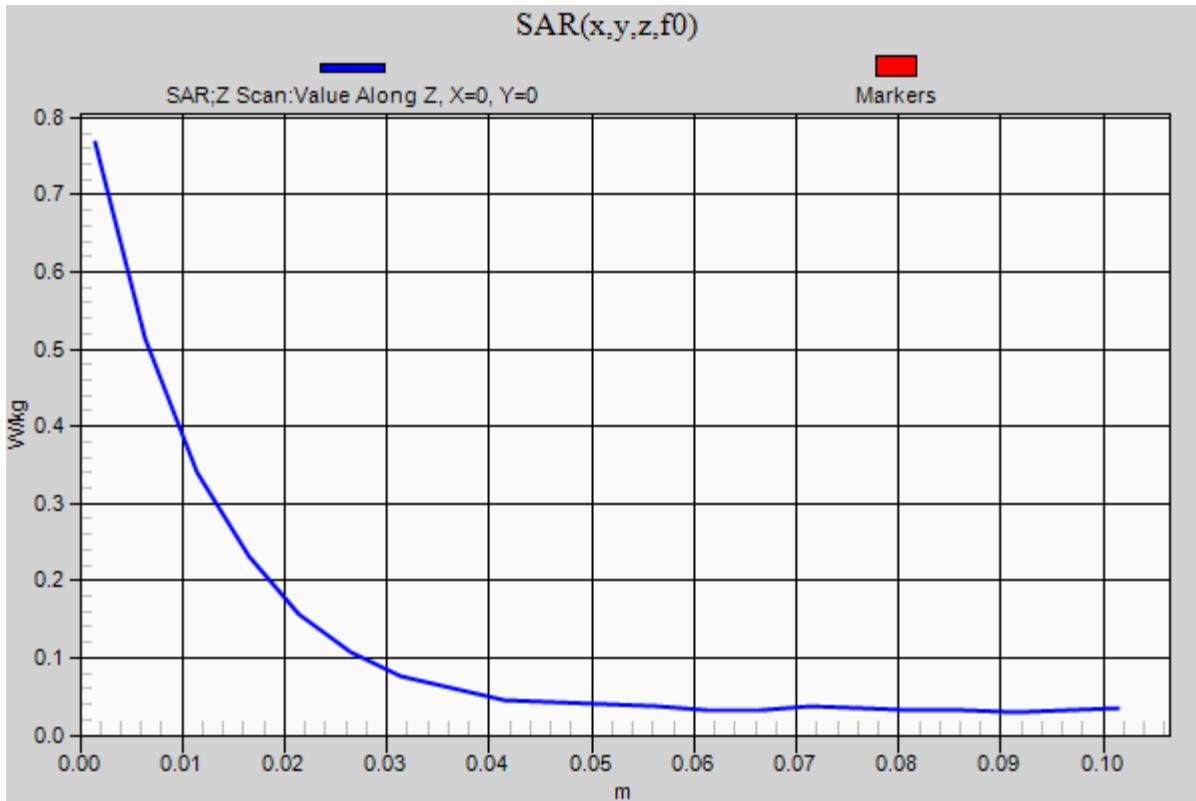


WCDMA Band II

Frequency: 1907.6 MHz; Duty Cycle: 1:1

Edge/Edge 4/WCDMA Band II/CH9538/Z Scan (1x1x21): Measurement grid: dx=20mm, dy=20mm, dz=5mm

Maximum value of SAR (measured) = 0.782 W/kg



WCDMA Band II

Frequency: 1907.6 MHz; Duty Cycle: 1:1; Room Ambient Temperature: 24.0°C; Liquid Temperature: 23.5°C

Medium parameters used: $f = 1907.8$ MHz; $\sigma = 1.51$ S/m; $\epsilon_r = 51.408$; $\rho = 1000$ kg/m³

DASY5 Configuration:

- Area Scan Setting - Find Secondary Maximum Within: 2.0 dB and with a peak SAR value greater than 0.0012W/kg
- Electronics: DAE4 Sn877; Calibrated: 2013/03/12
- Probe: EX3DV4 - SN3665; ConvF(7.75, 7.75, 7.75); Calibrated: 2013/05/07;
- Sensor-Surface: 1.4mm (Mechanical Surface Detection (Locations From Previous Scan Used)), Sensor-Surface: 1.4mm (Mechanical Surface Detection)
- Phantom: ELI 4.0; Type: QDOVA001BA; Serial: 1056

Edge/Edge 4/WCDMA Band II/CH9538_Repeat/Area Scan (7x8x1): Measurement grid: dx=15mm, dy=15mm

Maximum value of SAR (measured) = 1.44 W/kg

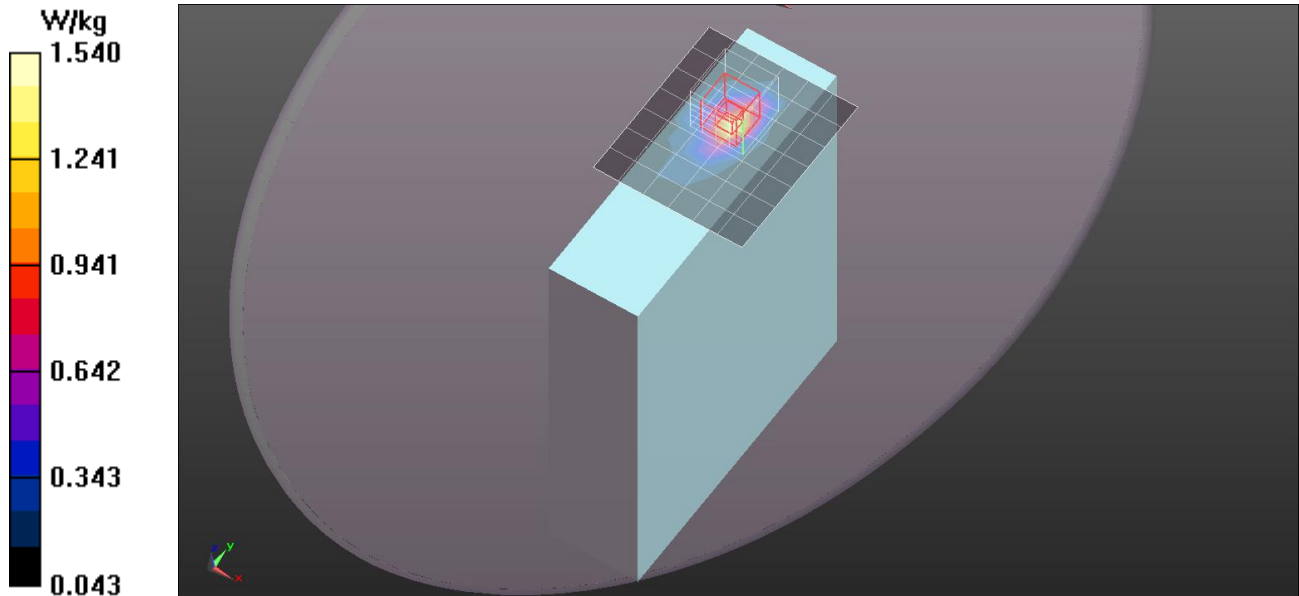
Edge/Edge 4/WCDMA Band II/CH9538_Repeat/Zoom Scan (5x5x7)/Cube 0: Measurement grid: dx=8mm, dy=8mm, dz=5mm

Reference Value = 13.635 V/m; Power Drift = -0.11 dB

Peak SAR (extrapolated) = 1.87 W/kg

SAR(1 g) = 1.05 W/kg; SAR(10 g) = 0.539 W/kg

Maximum value of SAR (measured) = 1.54 W/kg



WCDMA Band II

Frequency: 1852.4 MHz; Duty Cycle: 1:1; Room Ambient Temperature: 24.0°C; Liquid Temperature: 23.5°C

Medium parameters used (interpolated): $f = 1852.4$ MHz; $\sigma = 1.464$ S/m; $\epsilon_r = 51.628$; $\rho = 1000$ kg/m³

DASY5 Configuration:

- Area Scan Setting - Find Secondary Maximum Within: 2.0 dB and with a peak SAR value greater than 0.0012W/kg
- Electronics: DAE4 Sn877; Calibrated: 2013/03/12
- Probe: EX3DV4 - SN3665; ConvF(7.75, 7.75, 7.75); Calibrated: 2013/05/07;
- Sensor-Surface: 1.4mm (Mechanical Surface Detection (Locations From Previous Scan Used)), Sensor-Surface: 1.4mm (Mechanical Surface Detection)
- Phantom: ELI 4.0; Type: QDOVA001BA; Serial: 1056

Rear/Rear Side/WCDMA Band II/CH9262/Area Scan 2 (8x9x1): Measurement grid: dx=15mm, dy=15mm

[Info: Interpolated medium parameters used for SAR evaluation.](#)

Maximum value of SAR (measured) = 0.163 W/kg

Rear/Rear Side/WCDMA Band II/CH9262/Zoom Scan (5x5x7)/Cube 0: Measurement grid:

dx=8mm, dy=8mm, dz=5mm


Reference Value = 6.954 V/m; Power Drift = 0.18 dB

Peak SAR (extrapolated) = 0.167 W/kg

SAR(1 g) = 0.123 W/kg; SAR(10 g) = 0.093 W/kg

[Info: Interpolated medium parameters used for SAR evaluation.](#)

Maximum value of SAR (measured) = 0.151 W/kg



WCDMA Band IV

Frequency: 1752.6 MHz; Duty Cycle: 1:1; Room Ambient Temperature: 24.0°C; Liquid Temperature: 23.5°C

Medium parameters used: $f = 1752.7$ MHz; $\sigma = 1.488$ S/m; $\epsilon_r = 52.559$; $\rho = 1000$ kg/m³

DASY5 Configuration:

- Area Scan Setting - Find Secondary Maximum Within: 2.0 dB and with a peak SAR value greater than 0.0012W/kg
- Electronics: DAE4 Sn877; Calibrated: 2013/03/12
- Probe: EX3DV4 - SN3665; ConvF(8.06, 8.06, 8.06); Calibrated: 2013/05/07;
- Sensor-Surface: 1.4mm (Mechanical Surface Detection)
- Phantom: ELI 4.0; Type: QDOVA001BA; Serial: 1056

Edge/Edge 4/WCDMA Band IV/CH1513/Area Scan (7x8x1): Measurement grid: dx=15mm, dy=15mm

Maximum value of SAR (measured) = 0.959 W/kg

Edge/Edge 4/WCDMA Band IV/CH1513/Zoom Scan (5x5x7)/Cube 0: Measurement grid: dx=8mm, dy=8mm, dz=5mm

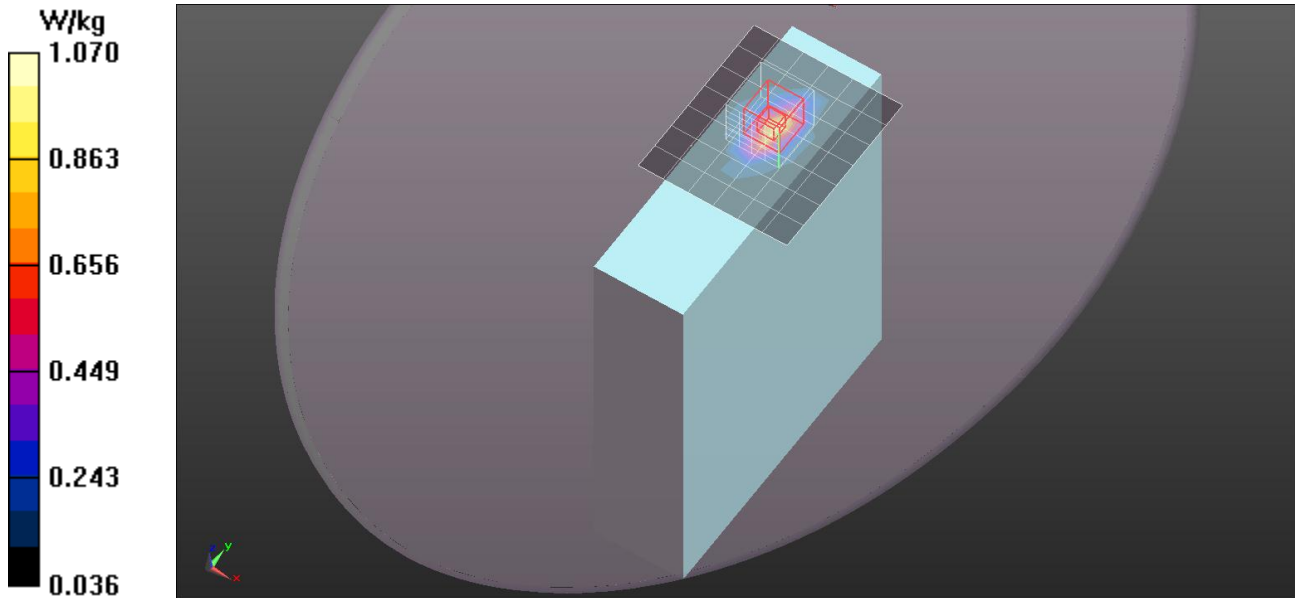
Reference Value = 10.881 V/m; Power Drift = -0.13 dB

Peak SAR (extrapolated) = 1.33 W/kg

Peak SAR (extrapolated) = 1.33 W/kg

SAR(1 g) = 0.724 W/kg; SAR(10 g) = 0.373 W/kg

Maximum value of SAR (measured) = 1.07 W/kg

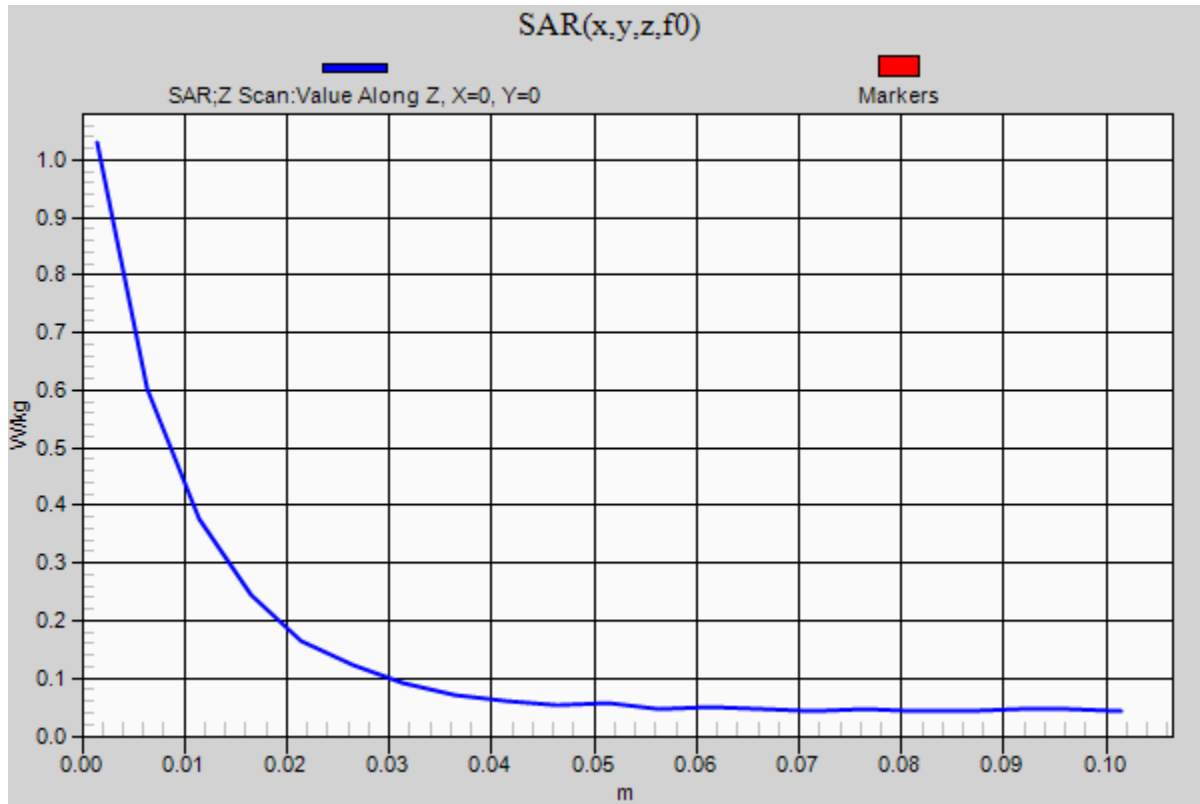


WCDMA Band IV

Frequency: 1752.6 MHz; Duty Cycle: 1:1

Edge/Edge 4/WCDMA Band IV/CH1513/Z Scan (1x1x21): Measurement grid: dx=20mm, dy=20mm, dz=5mm

Maximum value of SAR (measured) = 1.03 W/kg



WCDMA Band IV

Frequency: 1752.6 MHz; Duty Cycle: 1:1; Room Ambient Temperature: 24.0°C; Liquid Temperature: 23.5°C

Medium parameters used: $f = 1752.7$ MHz; $\sigma = 1.488$ S/m; $\epsilon_r = 52.559$; $\rho = 1000$ kg/m³

DASY5 Configuration:

- Area Scan Setting - Find Secondary Maximum Within: 2.0 dB and with a peak SAR value greater than 0.0012W/kg
- Electronics: DAE4 Sn877; Calibrated: 2013/03/12
- Probe: EX3DV4 - SN3665; ConvF(8.06, 8.06, 8.06); Calibrated: 2013/05/07;
- Sensor-Surface: 1.4mm (Mechanical Surface Detection)
- Phantom: ELI 4.0; Type: QDOVA001BA; Serial: 1056

Rear/Rear Side/WCDMA Band IV/CH1513/Area Scan (11x11x1): Measurement grid: dx=15mm, dy=15mm

Maximum value of SAR (measured) = 0.117 W/kg

Rear/Rear Side/WCDMA Band IV/CH1513/Zoom Scan (5x5x7)/Cube 0: Measurement grid:

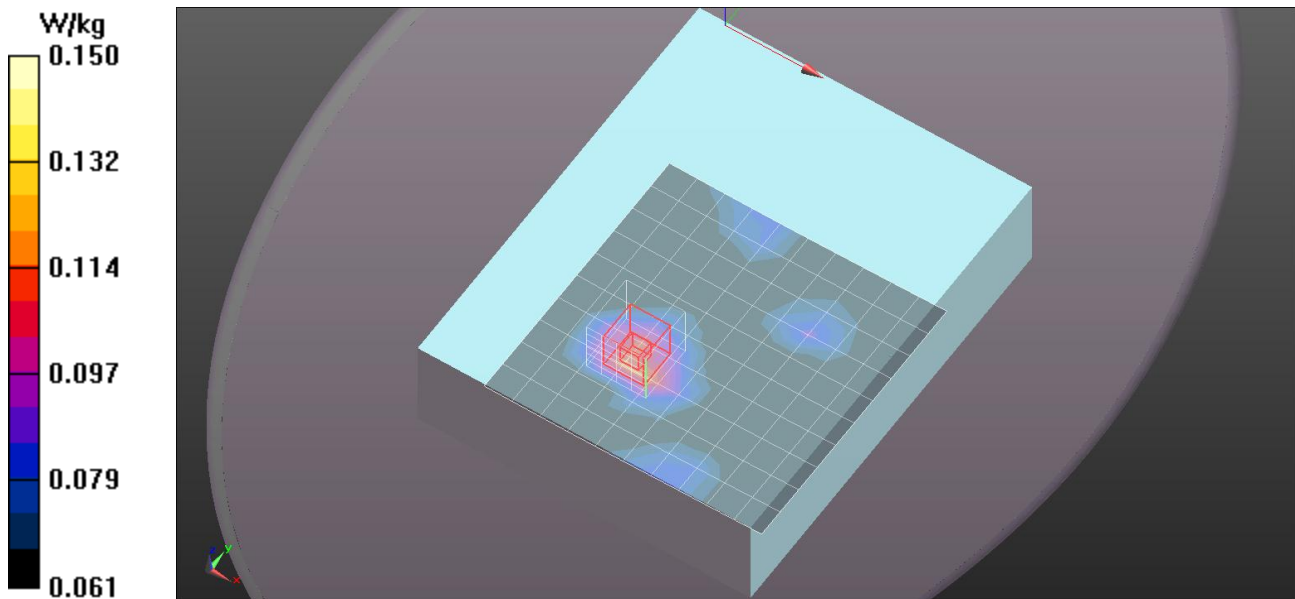
dx=8mm, dy=8mm, dz=5mm

Reference Value = 6.581 V/m; Power Drift = 0.04 dB

Peak SAR (extrapolated) = 0.135 W/kg

SAR(1 g) = 0.107 W/kg; SAR(10 g) = 0.089 W/kg

Maximum value of SAR (measured) = 0.124 W/kg



WCDMA Band V

Frequency: 846.6 MHz; Duty Cycle: 1:1; Room Ambient Temperature: 24.0°C; Liquid Temperature: 23.5°C

Medium parameters used (interpolated): $f = 846.6$ MHz; $\sigma = 0.991$ S/m; $\epsilon_r = 55.045$; $\rho = 1000$ kg/m³

DASY5 Configuration:

- Area Scan Setting - Find Secondary Maximum Within: 2.0 dB and with a peak SAR value greater than 0.0012W/kg
- Electronics: DAE4 Sn877; Calibrated: 2013/03/12
- Probe: EX3DV4 - SN3665; ConvF(9.82, 9.82, 9.82); Calibrated: 2013/05/07;
- Sensor-Surface: 1.4mm (Mechanical Surface Detection)
- Phantom: ELI 4.0; Type: QDOVA001BA; Serial: 1056

Edge/Edge 4/WCDMA Band V/CH4233/Area Scan (7x8x1): Measurement grid: dx=15mm, dy=15mm

[Info: Interpolated medium parameters used for SAR evaluation.](#)

Maximum value of SAR (measured) = 0.105 W/kg

Edge/Edge 4/WCDMA Band V/CH4233/Zoom Scan (5x5x7)/Cube 0: Measurement grid: dx=8mm, dy=8mm, dz=5mm

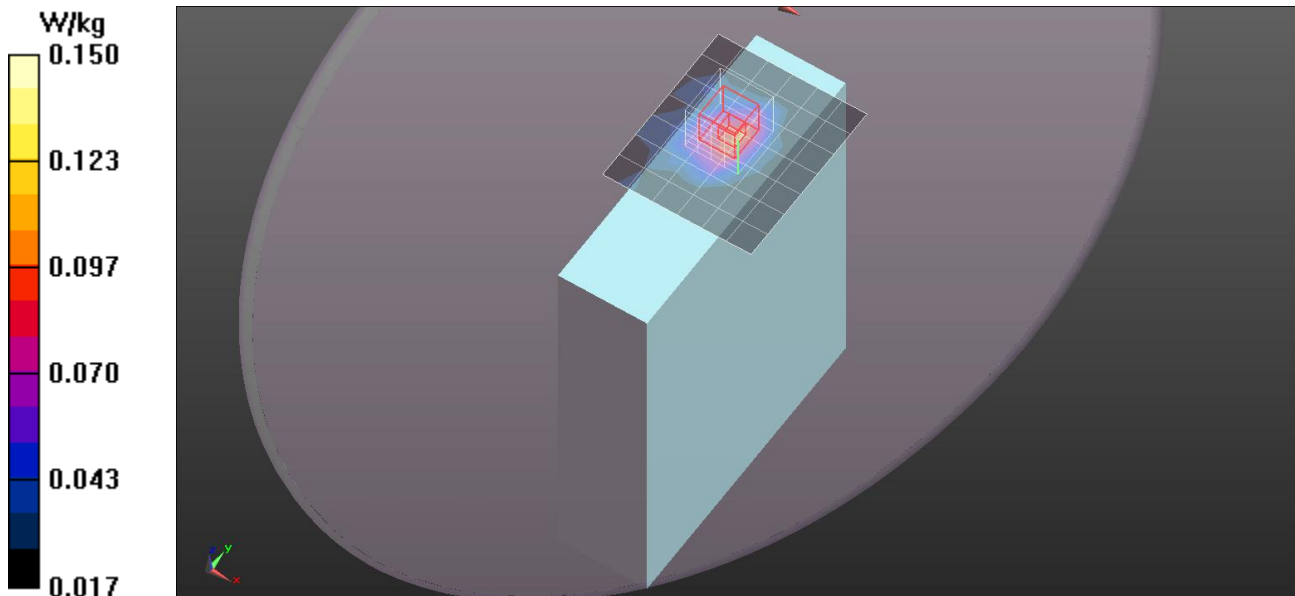
Reference Value = 7.771 V/m; Power Drift = 0.04 dB

Peak SAR (extrapolated) = 0.136 W/kg

SAR(1 g) = 0.083 W/kg; SAR(10 g) = 0.056 W/kg

[Info: Interpolated medium parameters used for SAR evaluation.](#)

Maximum value of SAR (measured) = 0.114 W/kg



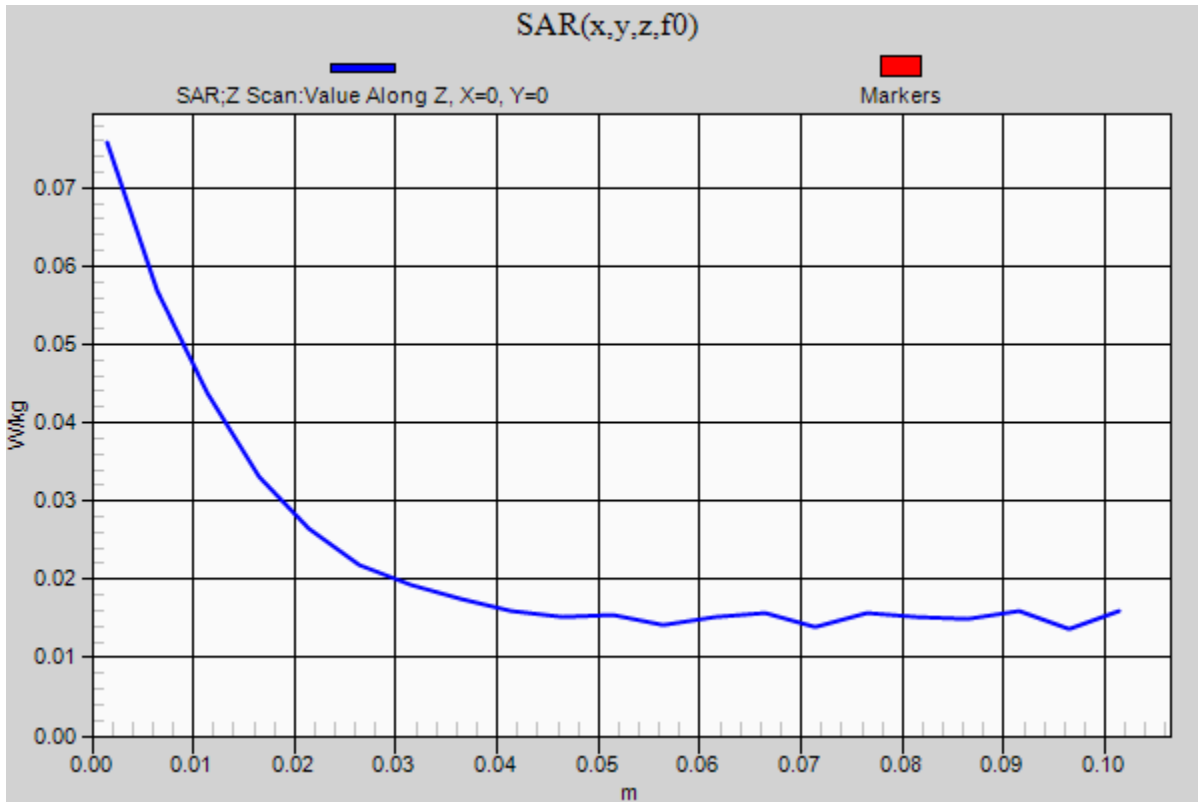
WCDMA Band V

Frequency: 846.6 MHz; Duty Cycle: 1:1

Edge/Edge 4/WCDMA Band V/CH4233/Z Scan (1x1x21): Measurement grid: dx=20mm, dy=20mm, dz=5mm

Info: [Interpolated medium parameters used for SAR evaluation.](#)

Maximum value of SAR (measured) = 0.0758 W/kg



WCDMA Band V

Frequency: 846.6 MHz; Duty Cycle: 1:1; Room Ambient Temperature: 24.0°C; Liquid Temperature: 23.5°C

Medium parameters used (interpolated): $f = 846.6$ MHz; $\sigma = 1.003$ S/m; $\epsilon_r = 53.263$; $\rho = 1000$ kg/m³

DASY5 Configuration:

- Area Scan Setting - Find Secondary Maximum Within: 2.0 dB and with a peak SAR value greater than 0.0012W/kg
- Electronics: DAE4 Sn877; Calibrated: 2013/03/12
- Probe: EX3DV4 - SN3665; ConvF(9.82, 9.82, 9.82); Calibrated: 2013/05/07;
- Sensor-Surface: 1.4mm (Mechanical Surface Detection)
- Phantom: ELI 4.0; Type: QDOVA001BA; Serial: 1056

Rear/Rear Side/WCDMA Band V/CH4233/Area Scan (9x10x1): Measurement grid: dx=15mm, dy=15mm

[Info: Interpolated medium parameters used for SAR evaluation.](#)

Maximum value of SAR (measured) = 0.0407 W/kg

Rear/Rear Side/WCDMA Band V/CH4233/Zoom Scan (5x5x7)/Cube 0: Measurement grid: dx=8mm, dy=8mm, dz=5mm

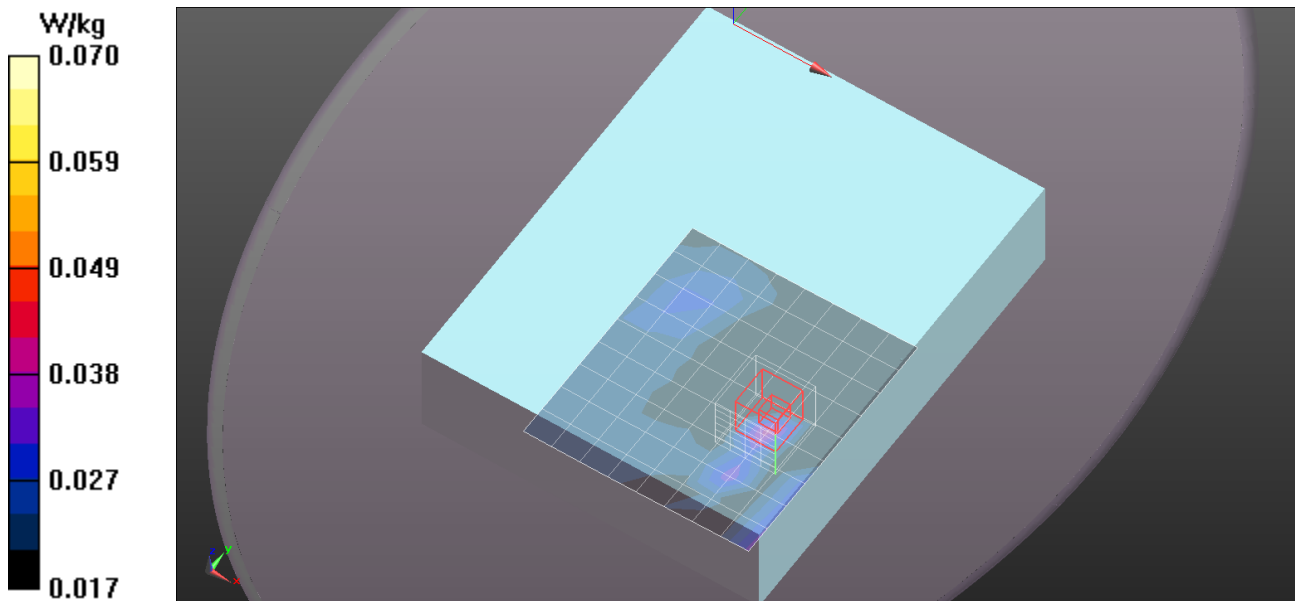
Reference Value = 4.889 V/m; Power Drift = -0.06 dB

Peak SAR (extrapolated) = 0.0560 W/kg

SAR(1 g) = 0.042 W/kg; SAR(10 g) = 0.035 W/kg

[Info: Interpolated medium parameters used for SAR evaluation.](#)

Maximum value of SAR (measured) = 0.0555 W/kg



CDMA Cellular

Frequency: 836.52 MHz; Duty Cycle: 1:1; Room Ambient Temperature: 24.0°C; Liquid Temperature: 23.5°C

Medium parameters used (interpolated): $f = 836.52$ MHz; $\sigma = 0.98$ S/m; $\epsilon_r = 55.147$; $\rho = 1000$ kg/m³

DASY5 Configuration:

- Area Scan Setting - Find Secondary Maximum Within: 2.0 dB and with a peak SAR value greater than 0.0012W/kg
- Electronics: DAE4 Sn877; Calibrated: 2013/03/12
- Probe: EX3DV4 - SN3665; ConvF(9.82, 9.82, 9.82); Calibrated: 2013/05/07;
- Sensor-Surface: 1.4mm (Mechanical Surface Detection)
- Phantom: ELI 4.0; Type: QDOVA001BA; Serial: 1056

Edge/Edge 4/CDMA Cellular/CH384/Area Scan (7x8x1): Measurement grid: dx=15mm, dy=15mm

[Info: Interpolated medium parameters used for SAR evaluation.](#)

Maximum value of SAR (measured) = 0.126 W/kg

Edge/Edge 4/CDMA Cellular/CH384/Zoom Scan (5x5x7)/Cube 0: Measurement grid: dx=8mm, dy=8mm, dz=5mm

Reference Value = 8.122 V/m; Power Drift = 0.02 dB

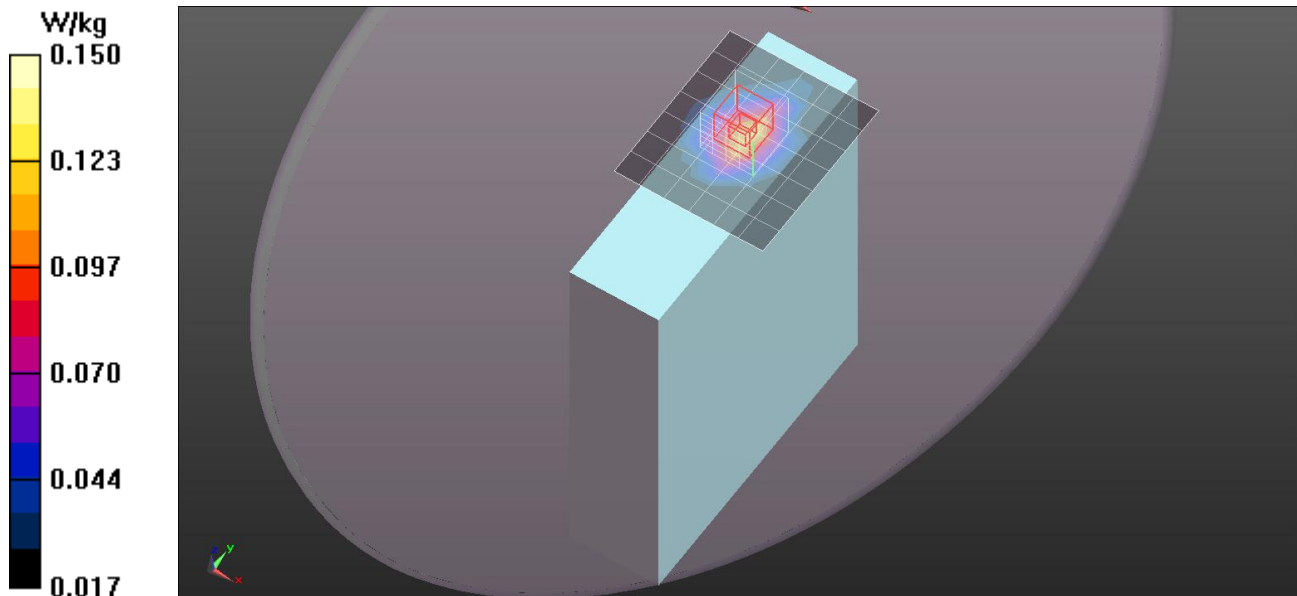
Peak SAR (extrapolated) = 0.160 W/kg

Peak SAR (extrapolated) = 0.160 W/kg

SAR(1 g) = 0.098 W/kg; SAR(10 g) = 0.063 W/kg

[Info: Interpolated medium parameters used for SAR evaluation.](#)

Maximum value of SAR (measured) = 0.132 W/kg



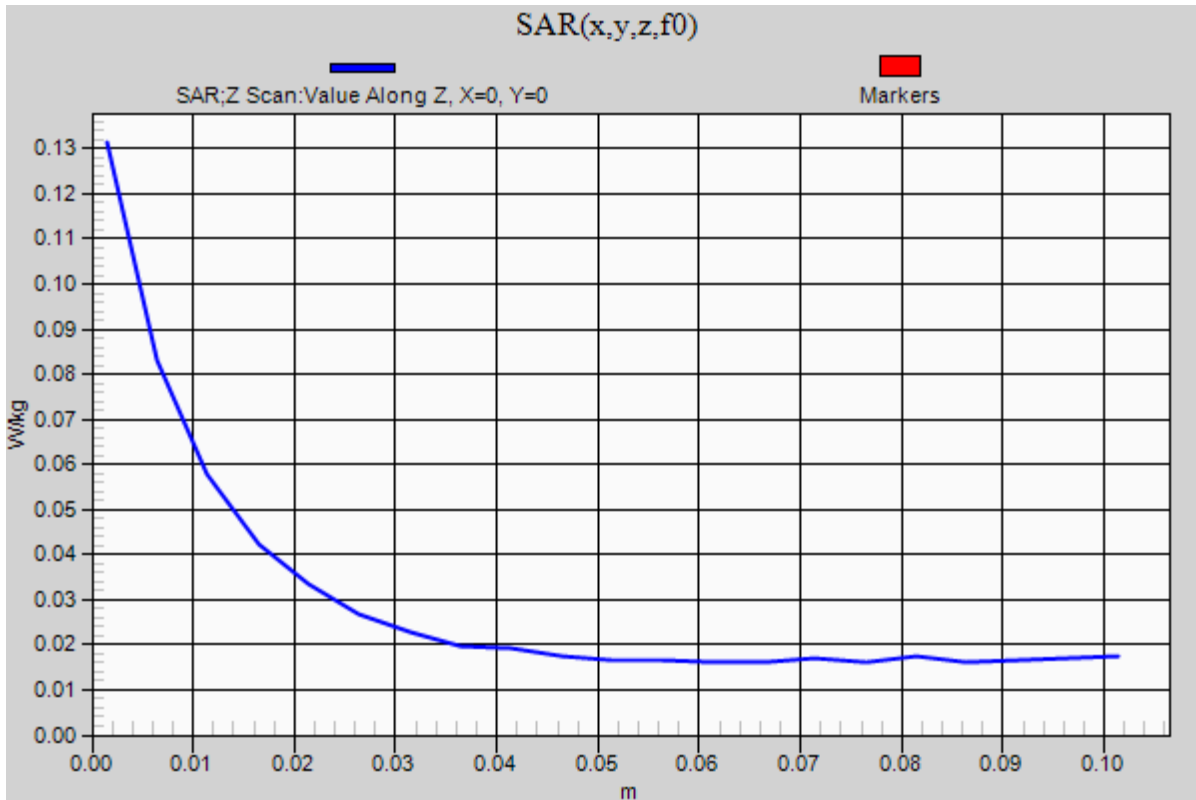
CDMA Cellular

Frequency: 836.52 MHz; Duty Cycle: 1:1

Edge/Edge 4/CDMA Cellular/CH384/Z Scan (1x1x21): Measurement grid: dx=20mm, dy=20mm, dz=5mm

Info: [Interpolated medium parameters used for SAR evaluation.](#)

Maximum value of SAR (measured) = 0.131 W/kg



CDMA Cellular

Frequency: 836.52 MHz; Duty Cycle: 1:1; Room Ambient Temperature: 24.0°C; Liquid Temperature: 23.5°C

Medium parameters used (interpolated): $f = 836.52$ MHz; $\sigma = 0.98$ S/m; $\epsilon_r = 55.147$; $\rho = 1000$ kg/m³

DASY5 Configuration:

- Area Scan Setting - Find Secondary Maximum Within: 2.0 dB and with a peak SAR value greater than 0.0012W/kg
- Electronics: DAE4 Sn877; Calibrated: 2013/03/12
- Probe: EX3DV4 - SN3665; ConvF(9.82, 9.82, 9.82); Calibrated: 2013/05/07;
- Sensor-Surface: 1.4mm (Mechanical Surface Detection)
- Phantom: ELI 4.0; Type: QDOVA001BA; Serial: 1056

Rear/Rear Side/CDMA Cellular/CH384/Area Scan 2 2 2 2 (8x9x1): Measurement grid: dx=15mm, dy=15mm

[Info: Interpolated medium parameters used for SAR evaluation.](#)

Maximum value of SAR (measured) = 0.0420 W/kg

Rear/Rear Side/CDMA Cellular/CH384/Zoom Scan (5x5x7)/Cube 0: Measurement grid: dx=8mm, dy=8mm, dz=5mm


Reference Value = 5.892 V/m; Power Drift = -0.16 dB

Peak SAR (extrapolated) = 0.0600 W/kg

SAR(1 g) = 0.046 W/kg; SAR(10 g) = 0.033 W/kg

[Info: Interpolated medium parameters used for SAR evaluation.](#)

Maximum value of SAR (measured) = 0.0557 W/kg



CDMA PCS

Frequency: 1851.25 MHz; Duty Cycle: 1:1; Room Ambient Temperature: 24.0°C; Liquid Temperature: 23.5°C

Medium parameters used: $f = 1851.7$ MHz; $\sigma = 1.463$ S/m; $\epsilon_r = 51.628$; $\rho = 1000$ kg/m³

DASY5 Configuration:

- Area Scan Setting - Find Secondary Maximum Within: 2.0 dB and with a peak SAR value greater than 0.0012W/kg
- Electronics: DAE4 Sn877; Calibrated: 2013/03/12
- Probe: EX3DV4 - SN3665; ConvF(7.75, 7.75, 7.75); Calibrated: 2013/05/07;
- Sensor-Surface: 1.4mm (Mechanical Surface Detection)
- Phantom: ELI 4.0; Type: QDOVA001BA; Serial: 1056

Edge/Edge 4/CDMA PCS/CH25/Area Scan (7x8x1): Measurement grid: dx=15mm, dy=15mm

Maximum value of SAR (measured) = 1.79 W/kg

Edge/Edge 4/CDMA PCS/CH25/Zoom Scan (5x5x7)/Cube 0: Measurement grid: dx=8mm, dy=8mm,

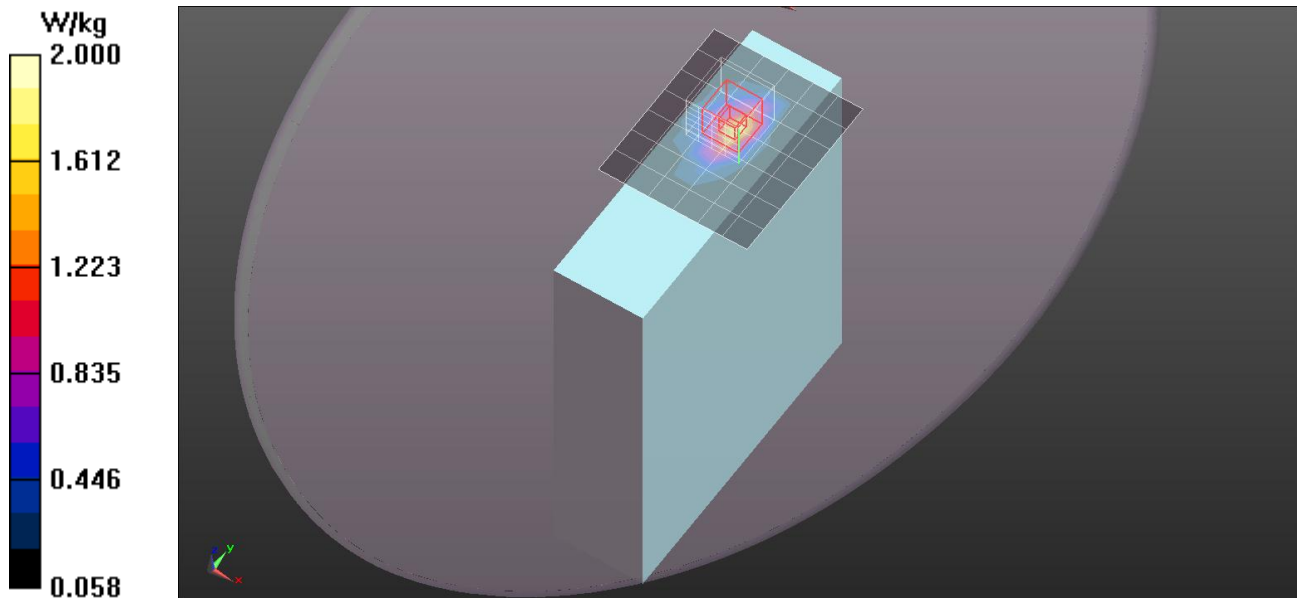
dz=5mm

Reference Value = 16.915 V/m; Power Drift = -0.10 dB

Peak SAR (extrapolated) = 2.34 W/kg

SAR(1 g) = 1.35 W/kg; SAR(10 g) = 0.718 W/kg

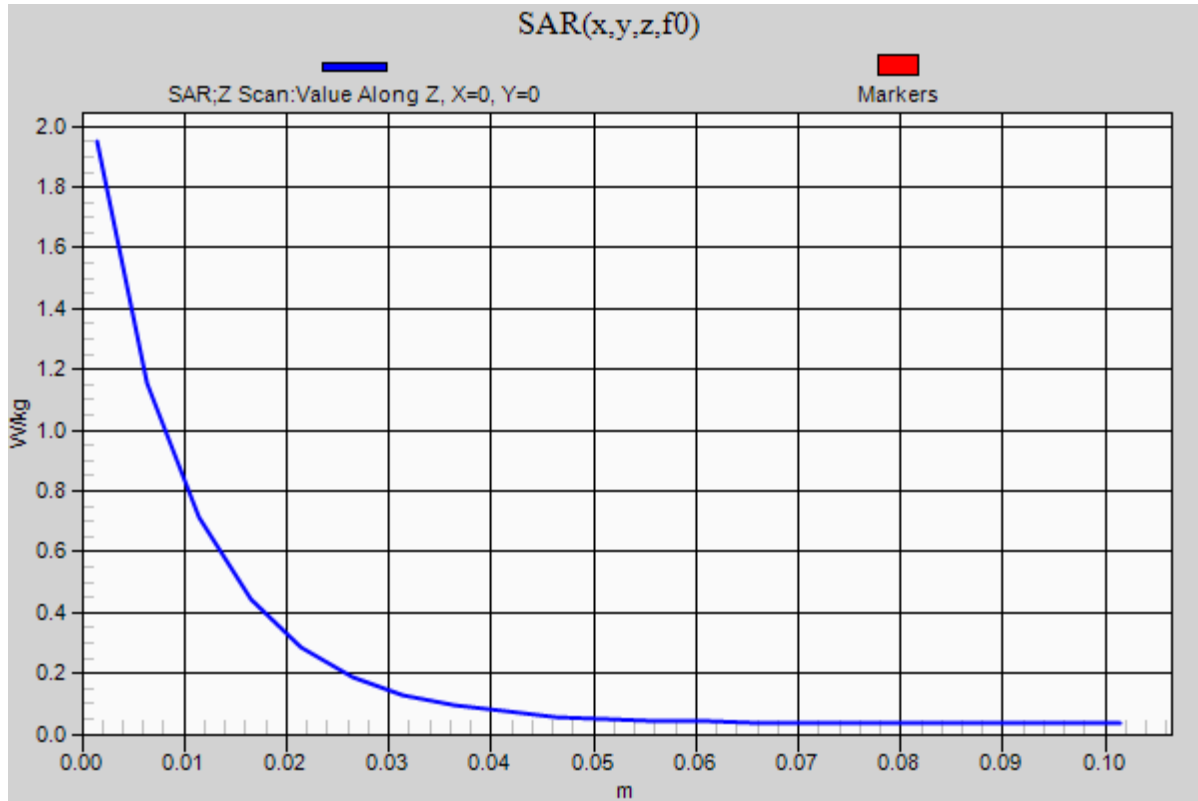
Maximum value of SAR (measured) = 2.00 W/kg



CDMA PCS

Frequency: 1851.25 MHz; Duty Cycle: 1:1

Edge/Edge 4/CDMA PCS/CH25/Z Scan (1x1x21): Measurement grid: dx=20mm, dy=20mm, dz=5mm
Maximum value of SAR (measured) = 1.95 W/kg



CDMA PCS

Frequency: 1851.25 MHz; Duty Cycle: 1:1; Room Ambient Temperature: 24.0°C; Liquid Temperature: 23.5°C

Medium parameters used: $f = 1851.7 \text{ MHz}$; $\sigma = 1.463 \text{ S/m}$; $\epsilon_r = 51.628$; $\rho = 1000 \text{ kg/m}^3$

DASY5 Configuration:

- Area Scan Setting - Find Secondary Maximum Within: 2.0 dB and with a peak SAR value greater than 0.0012W/kg
- Electronics: DAE4 Sn877; Calibrated: 2013/03/12
- Probe: EX3DV4 - SN3665; ConvF(7.75, 7.75, 7.75); Calibrated: 2013/05/07;
- Sensor-Surface: 1.4mm (Mechanical Surface Detection (Locations From Previous Scan Used)), Sensor-Surface: 1.4mm (Mechanical Surface Detection)
- Phantom: ELI 4.0; Type: QDOVA001BA; Serial: 1056

Edge/Edge 4/CDMA PCS/CH25_Repeat/Area Scan (7x8x1): Measurement grid: dx=15mm, dy=15mm

Maximum value of SAR (measured) = 1.68 W/kg

Edge/Edge 4/CDMA PCS/CH25_Repeat/Zoom Scan (5x5x7)/Cube 0: Measurement grid: dx=8mm, dy=8mm, dz=5mm

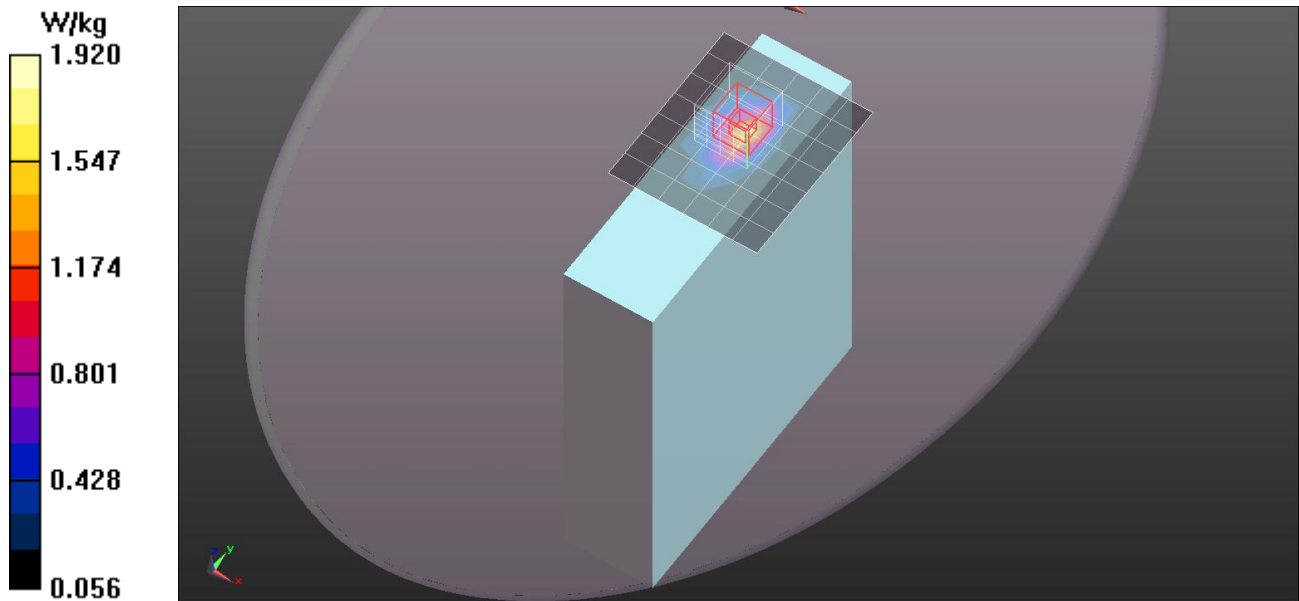
Reference Value = 17.155 V/m; Power Drift = -0.15 dB

Peak SAR (extrapolated) = 2.29 W/kg

Peak SAR (extrapolated) = 2.29 W/kg

SAR(1 g) = 1.31 W/kg; SAR(10 g) = 0.698 W/kg

Maximum value of SAR (measured) = 1.92 W/kg



CDMA PCS

Frequency: 1880 MHz; Duty Cycle: 1:1; Room Ambient Temperature: 24.0°C; Liquid Temperature: 23.5°C

Medium parameters used (interpolated): $f = 1880$ MHz; $\sigma = 1.49$ S/m; $\epsilon_r = 51.587$; $\rho = 1000$ kg/m³

DASY5 Configuration:

- Area Scan Setting - Find Secondary Maximum Within: 2.0 dB and with a peak SAR value greater than 0.0012W/kg
- Electronics: DAE4 Sn877; Calibrated: 2013/03/12
- Probe: EX3DV4 - SN3665; ConvF(7.75, 7.75, 7.75); Calibrated: 2013/05/07;
- Sensor-Surface: 1.4mm (Mechanical Surface Detection (Locations From Previous Scan Used)), Sensor-Surface: 1.4mm (Mechanical Surface Detection)
- Phantom: ELI 4.0; Type: QDOVA001BA; Serial: 1056

Edge/Edge 4/CDMA PCS/CH600/Area Scan (7x8x1): Measurement grid: dx=15mm, dy=15mm

[Info: Interpolated medium parameters used for SAR evaluation.](#)

Maximum value of SAR (measured) = 1.85 W/kg

Edge/Edge 4/CDMA PCS/CH600/Zoom Scan (5x5x7)/Cube 0: Measurement grid: dx=8mm, dy=8mm, dz=5mm

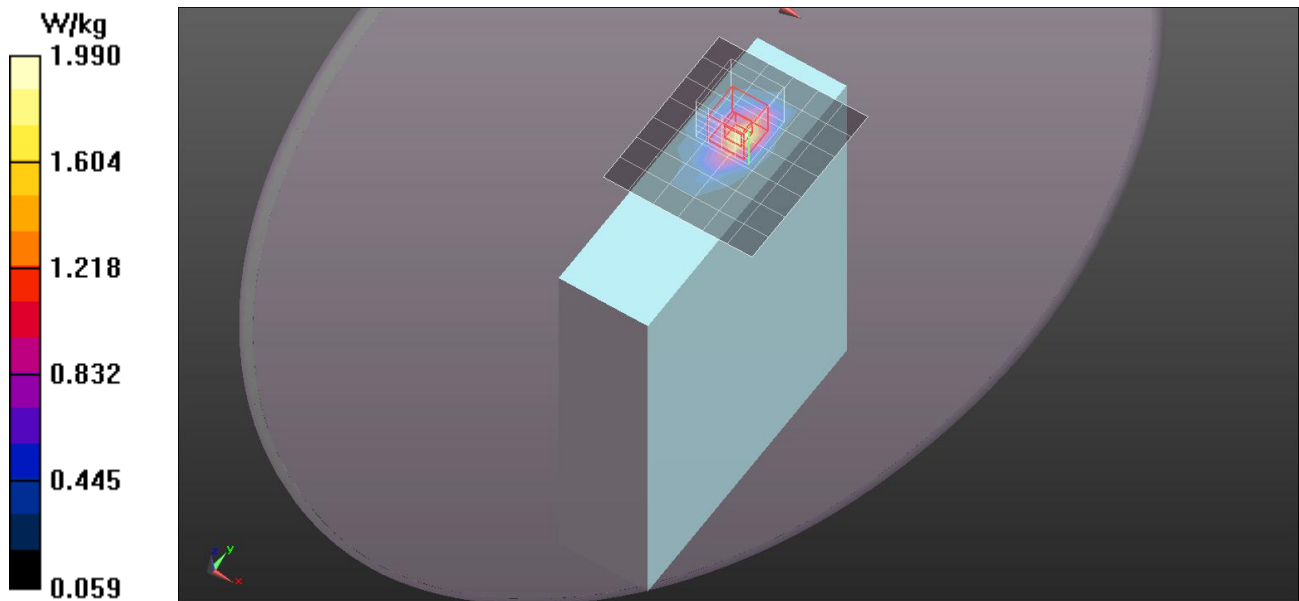
Reference Value = 16.640 V/m; Power Drift = -0.14 dB

Peak SAR (extrapolated) = 2.37 W/kg

SAR(1 g) = 1.35 W/kg; SAR(10 g) = 0.716 W/kg

[Info: Interpolated medium parameters used for SAR evaluation.](#)

Maximum value of SAR (measured) = 1.99 W/kg



CDMA PCS

Frequency: 1908.75 MHz; Duty Cycle: 1:1; Room Ambient Temperature: 24.0°C; Liquid Temperature: 23.5°C

Medium parameters used (interpolated): $f = 1908.75$ MHz; $\sigma = 1.511$ S/m; $\epsilon_r = 51.403$; $\rho = 1000$ kg/m³

DASY5 Configuration:

- Area Scan Setting - Find Secondary Maximum Within: 2.0 dB and with a peak SAR value greater than 0.0012W/kg
- Electronics: DAE4 Sn877; Calibrated: 2013/03/12
- Probe: EX3DV4 - SN3665; ConvF(7.75, 7.75, 7.75); Calibrated: 2013/05/07;
- Sensor-Surface: 1.4mm (Mechanical Surface Detection (Locations From Previous Scan Used)), Sensor-Surface: 1.4mm (Mechanical Surface Detection)
- Phantom: ELI 4.0; Type: QDOVA001BA; Serial: 1056

Edge/Edge 4/CDMA PCS/CH1175/Area Scan (7x8x1): Measurement grid: dx=15mm, dy=15mm

[Info: Interpolated medium parameters used for SAR evaluation.](#)

Maximum value of SAR (measured) = 1.66 W/kg

Edge/Edge 4/CDMA PCS/CH1175/Zoom Scan (5x5x7)/Cube 0: Measurement grid: dx=8mm, dy=8mm, dz=5mm

Reference Value = 14.483 V/m; Power Drift = -0.11 dB

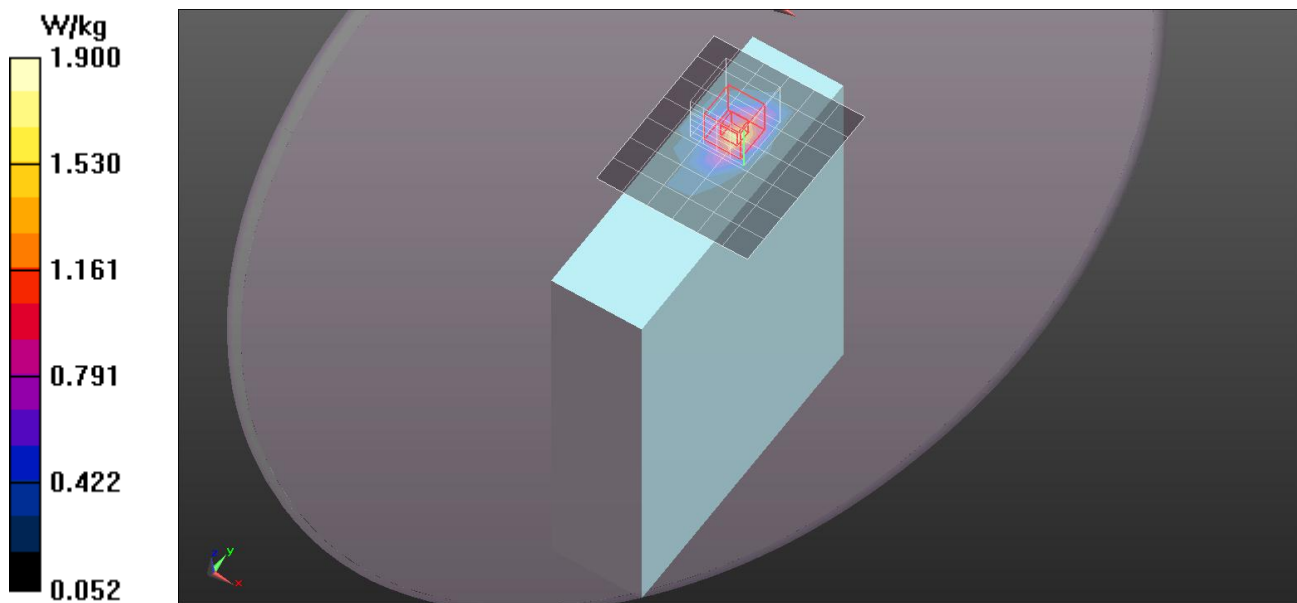
Peak SAR (extrapolated) = 2.26 W/kg

Peak SAR (extrapolated) = 2.26 W/kg

SAR(1 g) = 1.27 W/kg; SAR(10 g) = 0.661 W/kg

[Info: Interpolated medium parameters used for SAR evaluation.](#)

Maximum value of SAR (measured) = 1.90 W/kg



CDMA PCS

Frequency: 1851.25 MHz; Duty Cycle: 1:1; Room Ambient Temperature: 24.0°C; Liquid Temperature: 23.5°C

Medium parameters used: $f = 1851.7$ MHz; $\sigma = 1.463$ S/m; $\epsilon_r = 51.628$; $\rho = 1000$ kg/m³

DASY5 Configuration:

- Area Scan Setting - Find Secondary Maximum Within: 2.0 dB and with a peak SAR value greater than 0.0012W/kg
- Electronics: DAE4 Sn877; Calibrated: 2013/03/12
- Probe: EX3DV4 - SN3665; ConvF(7.75, 7.75, 7.75); Calibrated: 2013/05/07;
- Sensor-Surface: 1.4mm (Mechanical Surface Detection)
- Phantom: ELI 4.0; Type: QDOVA001BA; Serial: 1056

Rear/Rear Side/CDMA PCS/CH25/Area Scan (9x11x1): Measurement grid: dx=15mm, dy=15mm

Maximum value of SAR (measured) = 0.204 W/kg

Rear/Rear Side/CDMA PCS/CH25/Zoom Scan (5x5x7)/Cube 0: Measurement grid: dx=8mm,

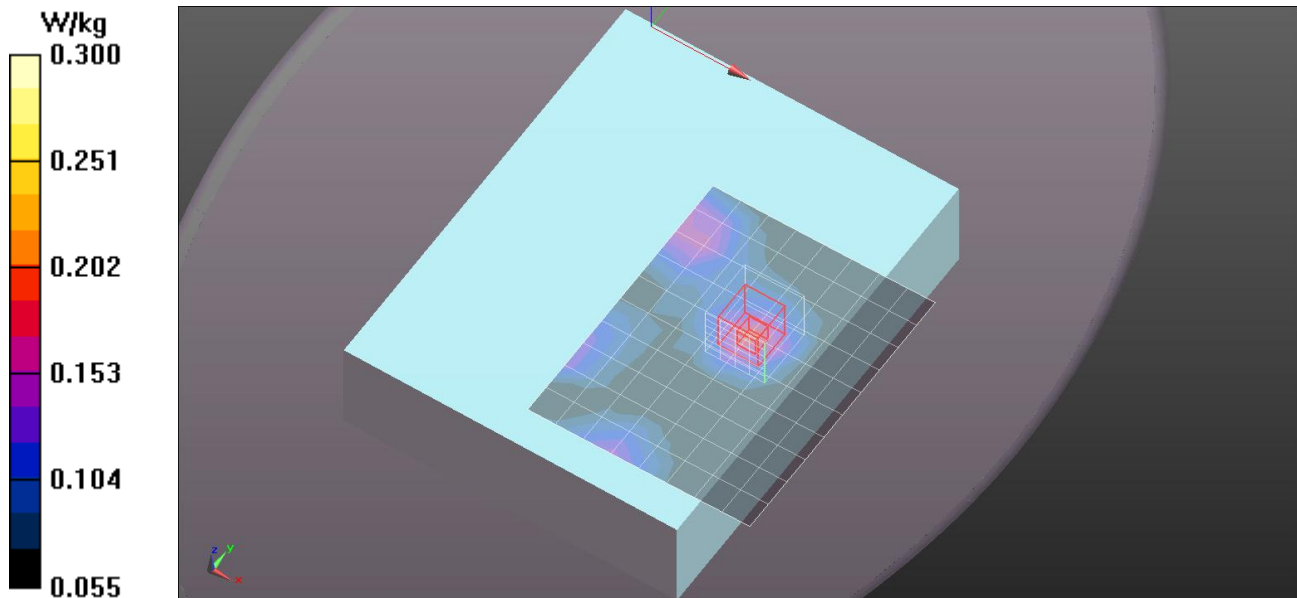
dy=8mm, dz=5mm

Reference Value = 8.138 V/m; Power Drift = 0.16 dB

Peak SAR (extrapolated) = 0.228 W/kg

SAR(1 g) = 0.164 W/kg; SAR(10 g) = 0.118 W/kg

Maximum value of SAR (measured) = 0.205 W/kg



LTE Band 2

Frequency: 1880 MHz; Duty Cycle: 1:1; Room Ambient Temperature: 24.0°C; Liquid Temperature: 23.5°C

Medium parameters used (interpolated): $f = 1880$ MHz; $\sigma = 1.486$ S/m; $\epsilon_r = 51.611$; $\rho = 1000$ kg/m³

DASY5 Configuration:

- Area Scan Setting - Find Secondary Maximum Within: 2.0 dB and with a peak SAR value greater than 0.0012W/kg
- Electronics: DAE4 Sn877; Calibrated: 2013/03/12
- Probe: EX3DV4 - SN3665; ConvF(7.75, 7.75, 7.75); Calibrated: 2013/05/07;
- Sensor-Surface: 1.4mm (Mechanical Surface Detection)
- Phantom: ELI 4.0; Type: QDOVA001BA; Serial: 1056

Edge/Edge 4/LTE Band 2/QPSK_RB 1,0/CH18900/Area Scan (7x8x1): Measurement grid:

dx=15mm, dy=15mm

[Info: Interpolated medium parameters used for SAR evaluation.](#)

Maximum value of SAR (measured) = 1.61 W/kg

Edge/Edge 4/LTE Band 2/QPSK_RB 1,0/CH18900/Zoom Scan (5x5x7)/Cube 0:

Measurement grid: dx=8mm, dy=8mm, dz=5mm

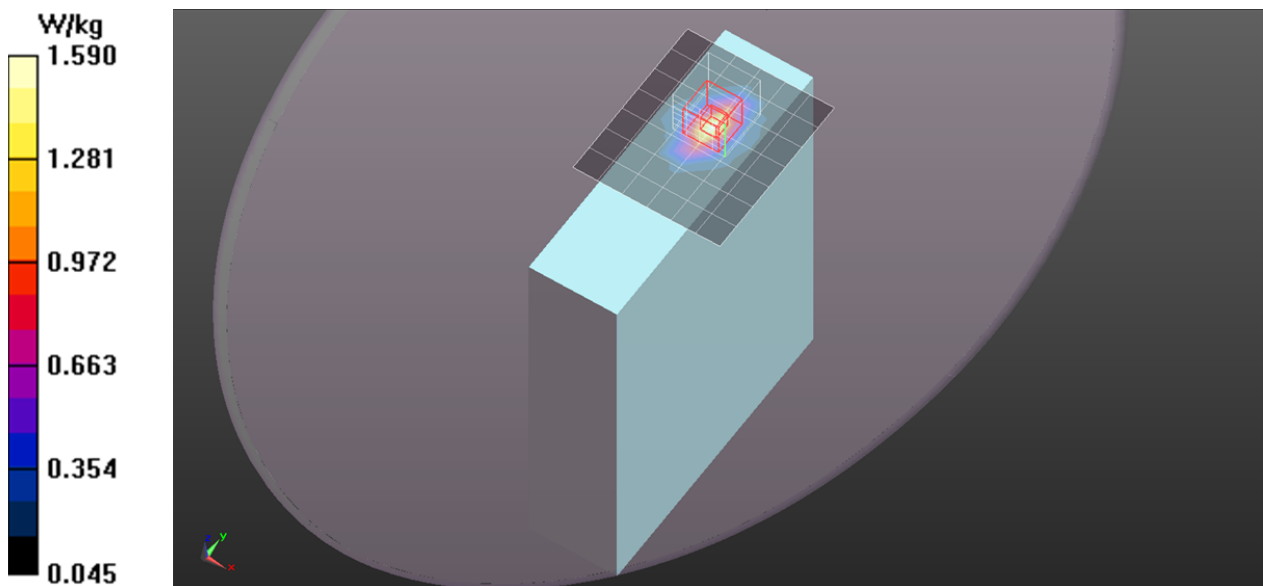
Reference Value = 9.278 V/m; Power Drift = -0.09 dB

Peak SAR (extrapolated) = 1.95 W/kg

SAR(1 g) = 1.07 W/kg; SAR(10 g) = 0.553 W/kg

[Info: Interpolated medium parameters used for SAR evaluation.](#)

Maximum value of SAR (measured) = 1.59 W/kg



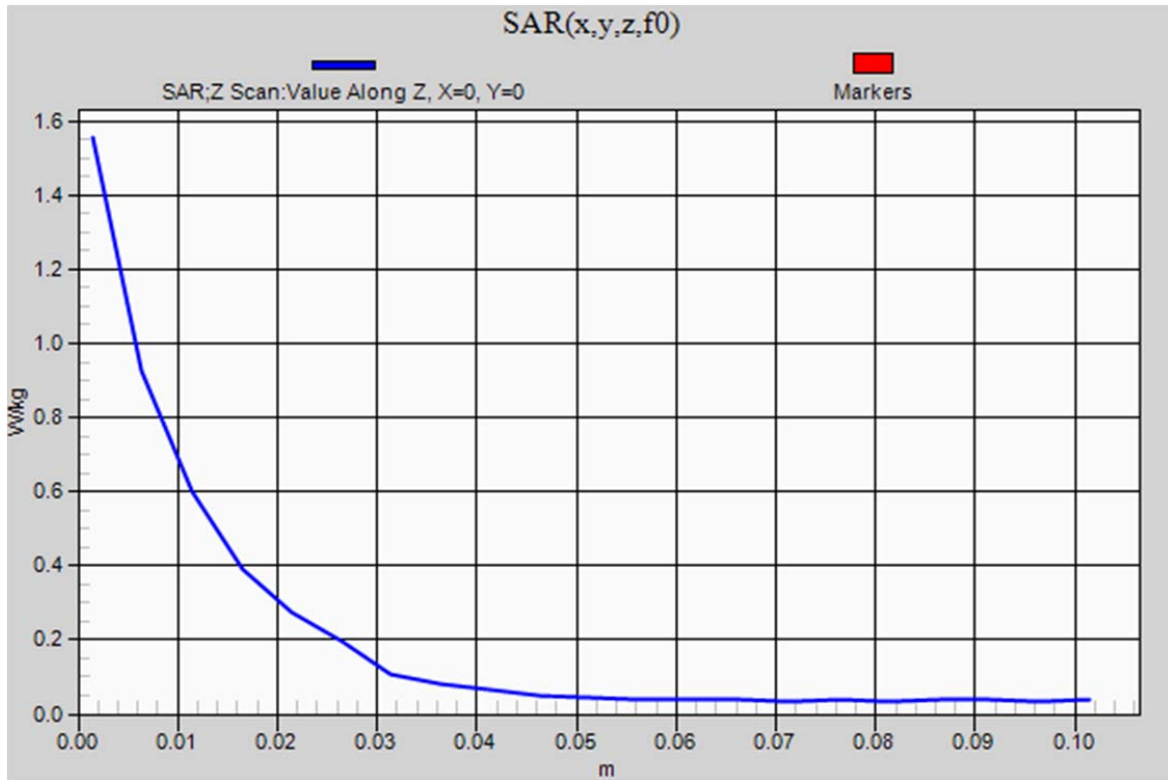
LTE Band 2

Frequency: 1880 MHz; Duty Cycle: 1:1

Edge/Edge 4/LTE Band 2/QPSK_RB 1,0/CH18900/Z Scan (1x1x21): Measurement grid: dx=20mm, dy=20mm, dz=5mm

[Info: Interpolated medium parameters used for SAR evaluation.](#)

Maximum value of SAR (measured) = 1.55 W/kg



LTE Band 2

Frequency: 1860 MHz; Duty Cycle: 1:1; Room Ambient Temperature: 24.0°C; Liquid Temperature: 23.5°C

Medium parameters used (interpolated): $f = 1860$ MHz; $\sigma = 1.467$ S/m; $\epsilon_r = 51.678$; $\rho = 1000$ kg/m³

DASY5 Configuration:

- Area Scan Setting - Find Secondary Maximum Within: 2.0 dB and with a peak SAR value greater than 0.0012W/kg
- Electronics: DAE4 Sn877; Calibrated: 2013/03/12
- Probe: EX3DV4 - SN3665; ConvF(7.75, 7.75, 7.75); Calibrated: 2013/05/07;
- Sensor-Surface: 1.4mm (Mechanical Surface Detection (Locations From Previous Scan Used)), Sensor-Surface: 1.4mm (Mechanical Surface Detection)
- Phantom: ELI 4.0; Type: QDOVA001BA; Serial: 1056

Edge/Edge 4/LTE Band 2/QPSK_RB 1,0/CH18700/Area Scan (7x8x1): Measurement grid:

dx=15mm, dy=15mm

[Info: Interpolated medium parameters used for SAR evaluation.](#)

Maximum value of SAR (measured) = 1.50 W/kg

Edge/Edge 4/LTE Band 2/QPSK_RB 1,0/CH18700/Zoom Scan (5x5x7)/Cube 0:

Measurement grid: dx=8mm, dy=8mm, dz=5mm

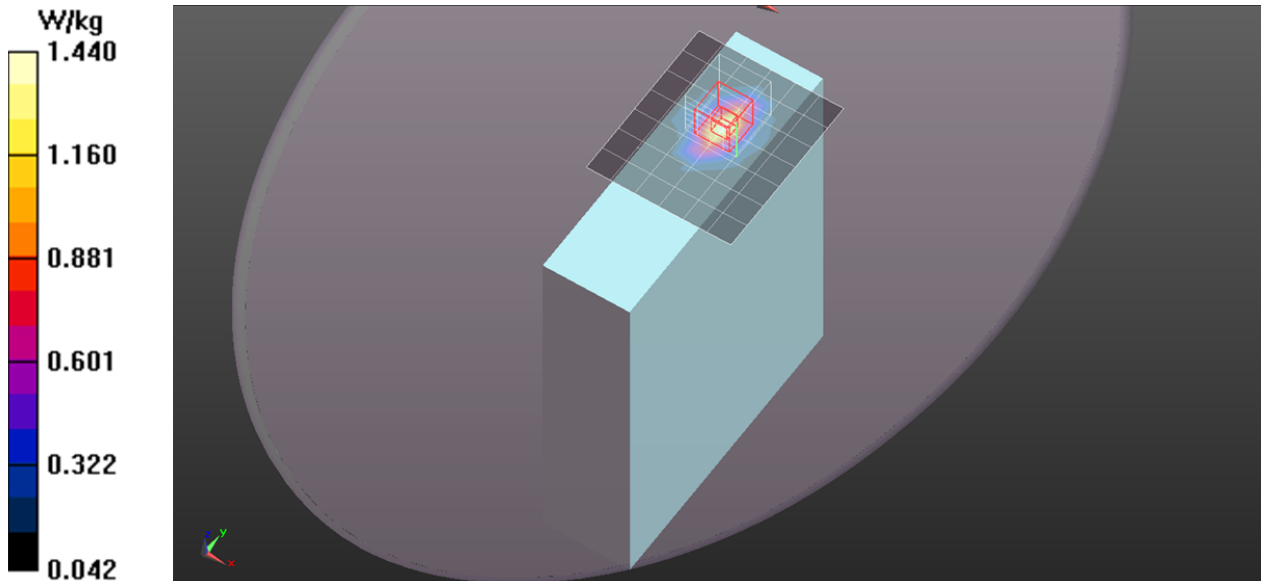
Reference Value = 8.823 V/m; Power Drift = -0.19 dB

Peak SAR (extrapolated) = 1.76 W/kg

SAR(1 g) = 1.01 W/kg; SAR(10 g) = 0.529 W/kg

[Info: Interpolated medium parameters used for SAR evaluation.](#)

Maximum value of SAR (measured) = 1.44 W/kg



LTE Band 2

Frequency: 1900 MHz; Duty Cycle: 1:1; Room Ambient Temperature: 24.0°C; Liquid Temperature: 23.5°C

Medium parameters used (interpolated): $f = 1900$ MHz; $\sigma = 1.504$ S/m; $\epsilon_r = 51.505$; $\rho = 1000$ kg/m³

DASY5 Configuration:

- Area Scan Setting - Find Secondary Maximum Within: 2.0 dB and with a peak SAR value greater than 0.0012W/kg
- Electronics: DAE4 Sn877; Calibrated: 2013/03/12
- Probe: EX3DV4 - SN3665; ConvF(7.75, 7.75, 7.75); Calibrated: 2013/05/07;
- Sensor-Surface: 1.4mm (Mechanical Surface Detection (Locations From Previous Scan Used)), Sensor-Surface: 1.4mm (Mechanical Surface Detection)
- Phantom: ELI 4.0; Type: QDOVA001BA; Serial: 1056

Edge/Edge 4/LTE Band 2/QPSK_RB 1,0/CH19100/Area Scan (7x8x1): Measurement grid:

dx=15mm, dy=15mm

[Info: Interpolated medium parameters used for SAR evaluation.](#)

Maximum value of SAR (measured) = 1.54 W/kg

Edge/Edge 4/LTE Band 2/QPSK_RB 1,0/CH19100/Zoom Scan (5x5x7)/Cube 0:

Measurement grid: dx=8mm, dy=8mm, dz=5mm

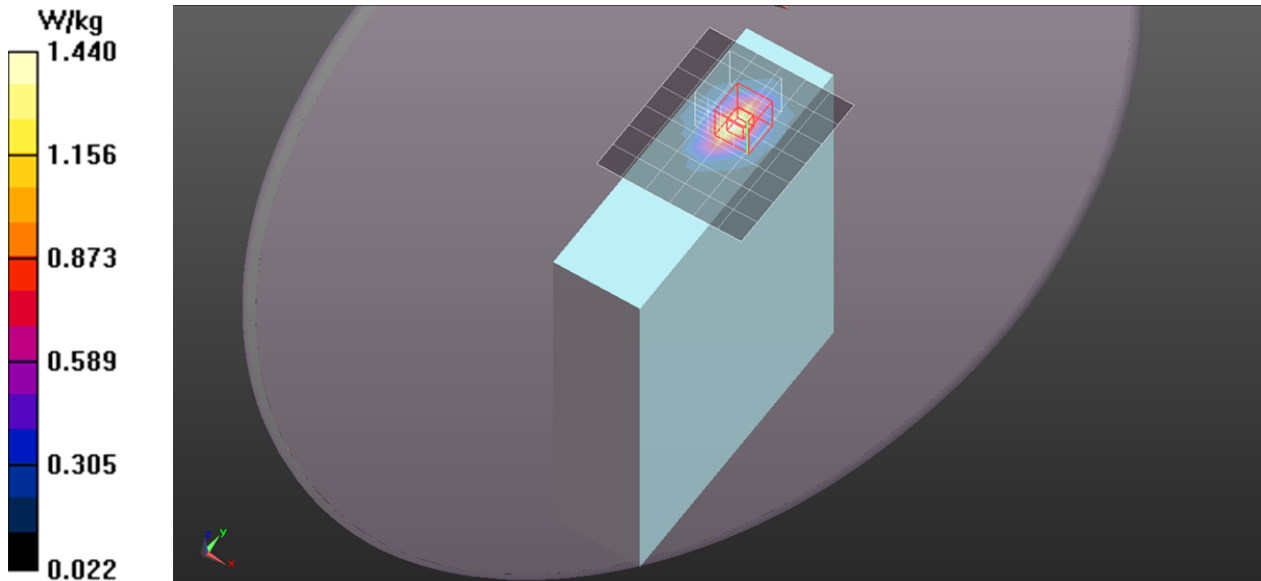
Reference Value = 8.963 V/m; Power Drift = 0.18 dB

Peak SAR (extrapolated) = 2.35 W/kg

SAR(1 g) = 1.02 W/kg; SAR(10 g) = 0.419 W/kg

[Info: Interpolated medium parameters used for SAR evaluation.](#)

Maximum value of SAR (measured) = 1.44 W/kg



LTE Band 2

Frequency: 1880 MHz; Duty Cycle: 1:1; Room Ambient Temperature: 24.0°C; Liquid Temperature: 23.5°C

Medium parameters used (interpolated): $f = 1880$ MHz; $\sigma = 1.486$ S/m; $\epsilon_r = 51.611$; $\rho = 1000$ kg/m³

DASY5 Configuration:

- Area Scan Setting - Find Secondary Maximum Within: 2.0 dB and with a peak SAR value greater than 0.0012W/kg
- Electronics: DAE4 Sn877; Calibrated: 2013/03/12
- Probe: EX3DV4 - SN3665; ConvF(7.75, 7.75, 7.75); Calibrated: 2013/05/07;
- Sensor-Surface: 1.4mm (Mechanical Surface Detection (Locations From Previous Scan Used)), Sensor-Surface: 1.4mm (Mechanical Surface Detection)
- Phantom: ELI 4.0; Type: QDOVA001BA; Serial: 1056

Edge/Edge 4/LTE Band 2/QPSK_RB 50,0/CH18900/Area Scan (7x8x1): Measurement grid:

dx=15mm, dy=15mm

[Info: Interpolated medium parameters used for SAR evaluation.](#)

Maximum value of SAR (measured) = 1.39 W/kg

Edge/Edge 4/LTE Band 2/QPSK_RB 50,0/CH18900/Zoom Scan (5x5x7)/Cube 0:

Measurement grid: dx=8mm, dy=8mm, dz=5mm

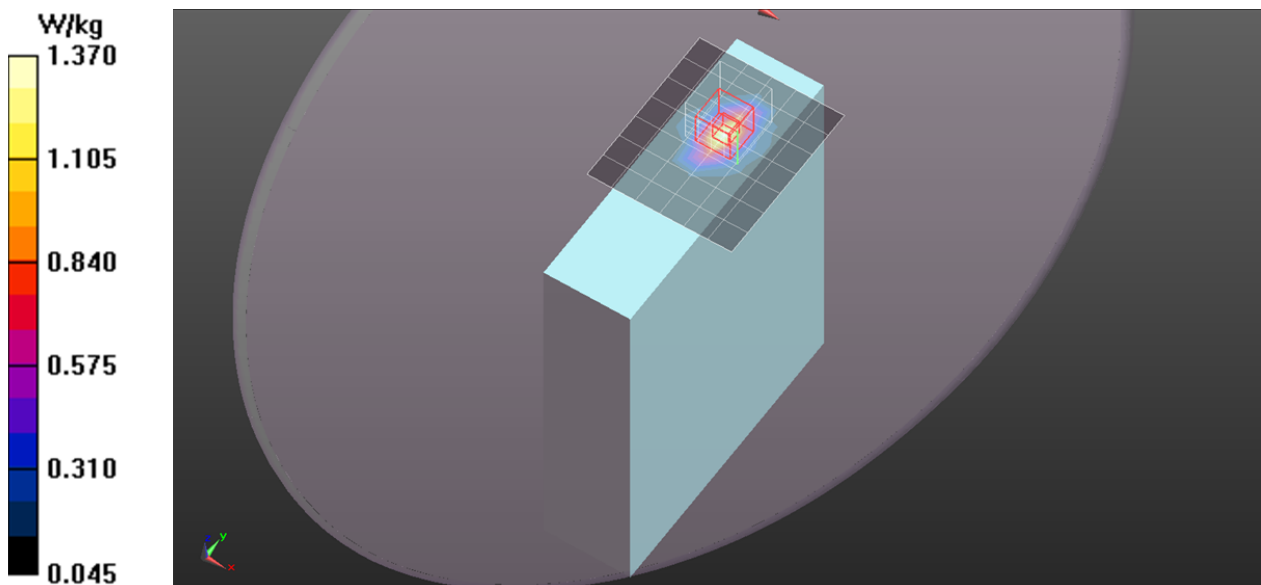
Reference Value = 8.820 V/m; Power Drift = 0.02 dB

Peak SAR (extrapolated) = 1.67 W/kg

SAR(1 g) = 0.918 W/kg; SAR(10 g) = 0.475 W/kg

[Info: Interpolated medium parameters used for SAR evaluation.](#)

Maximum value of SAR (measured) = 1.37 W/kg



LTE Band 2

Frequency: 1860 MHz; Duty Cycle: 1:1; Room Ambient Temperature: 24.0°C; Liquid Temperature: 23.5°C

Medium parameters used (interpolated): $f = 1860$ MHz; $\sigma = 1.467$ S/m; $\epsilon_r = 51.678$; $\rho = 1000$ kg/m³

DASY5 Configuration:

- Area Scan Setting - Find Secondary Maximum Within: 2.0 dB and with a peak SAR value greater than 0.0012W/kg
- Electronics: DAE4 Sn877; Calibrated: 2013/03/12
- Probe: EX3DV4 - SN3665; ConvF(7.75, 7.75, 7.75); Calibrated: 2013/05/07;
- Sensor-Surface: 1.4mm (Mechanical Surface Detection (Locations From Previous Scan Used)), Sensor-Surface: 1.4mm (Mechanical Surface Detection)
- Phantom: ELI 4.0; Type: QDOVA001BA; Serial: 1056

Edge/Edge 4/LTE Band 2/QPSK_RB 50,0/CH18700/Area Scan (7x8x1): Measurement grid:

dx=15mm, dy=15mm

[Info: Interpolated medium parameters used for SAR evaluation.](#)

Maximum value of SAR (measured) = 1.18 W/kg

Edge/Edge 4/LTE Band 2/QPSK_RB 50,0/CH18700/Zoom Scan (5x5x7)/Cube 0:

Measurement grid: dx=8mm, dy=8mm, dz=5mm

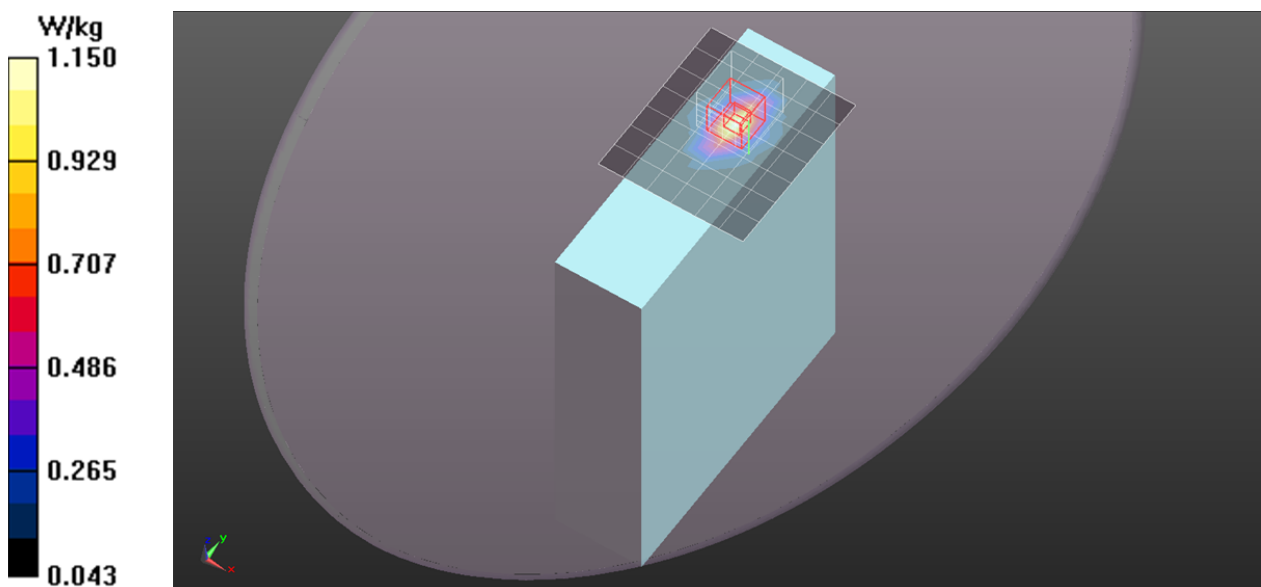
Reference Value = 7.997 V/m; Power Drift = -0.04 dB

Peak SAR (extrapolated) = 1.39 W/kg

SAR(1 g) = 0.784 W/kg; SAR(10 g) = 0.409 W/kg

[Info: Interpolated medium parameters used for SAR evaluation.](#)

Maximum value of SAR (measured) = 1.15 W/kg



LTE Band 2

Frequency: 1905 MHz; Duty Cycle: 1:1; Room Ambient Temperature: 24.0°C; Liquid Temperature: 23.5°C

Medium parameters used (interpolated): $f = 1905$ MHz; $\sigma = 1.509$ S/m; $\epsilon_r = 51.479$; $\rho = 1000$ kg/m³

DASY5 Configuration:

- Area Scan Setting - Find Secondary Maximum Within: 2.0 dB and with a peak SAR value greater than 0.0012W/kg
- Electronics: DAE4 Sn877; Calibrated: 2013/03/12
- Probe: EX3DV4 - SN3665; ConvF(7.75, 7.75, 7.75); Calibrated: 2013/05/07;
- Sensor-Surface: 1.4mm (Mechanical Surface Detection (Locations From Previous Scan Used)), Sensor-Surface: 1.4mm (Mechanical Surface Detection)
- Phantom: ELI 4.0; Type: QDOVA001BA; Serial: 1056

Edge/Edge 4/LTE Band 2/QPSK_RB 50,0/CH19100/Area Scan (7x8x1): Measurement grid:

dx=15mm, dy=15mm

[Info: Interpolated medium parameters used for SAR evaluation.](#)

Maximum value of SAR (measured) = 1.26 W/kg

Edge/Edge 4/LTE Band 2/QPSK_RB 50,0/CH19100/Zoom Scan (5x5x7)/Cube 0:

Measurement grid: dx=8mm, dy=8mm, dz=5mm

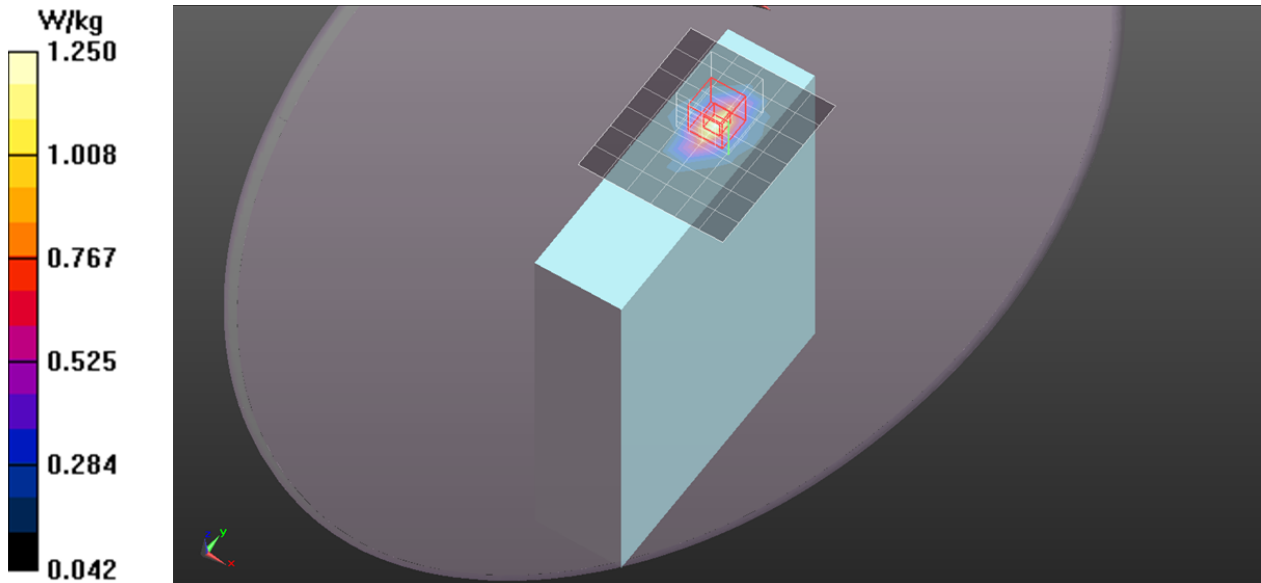
Reference Value = 8.593 V/m; Power Drift = 0.13 dB

Peak SAR (extrapolated) = 1.51 W/kg

SAR(1 g) = 0.834 W/kg; SAR(10 g) = 0.435 W/kg

[Info: Interpolated medium parameters used for SAR evaluation.](#)

Maximum value of SAR (measured) = 1.25 W/kg



LTE Band 2

Frequency: 1880 MHz; Duty Cycle: 1:1; Room Ambient Temperature: 24.0°C; Liquid Temperature: 23.5°C

Medium parameters used (interpolated): $f = 1880$ MHz; $\sigma = 1.486$ S/m; $\epsilon_r = 51.611$; $\rho = 1000$ kg/m³

DASY5 Configuration:

- Area Scan Setting - Find Secondary Maximum Within: 2.0 dB and with a peak SAR value greater than 0.0012W/kg
- Electronics: DAE4 Sn877; Calibrated: 2013/03/12
- Probe: EX3DV4 - SN3665; ConvF(7.75, 7.75, 7.75); Calibrated: 2013/05/07;
- Sensor-Surface: 1.4mm (Mechanical Surface Detection (Locations From Previous Scan Used)), Sensor-Surface: 1.4mm (Mechanical Surface Detection)
- Phantom: ELI 4.0; Type: QDOVA001BA; Serial: 1056

Edge/Edge 4/LTE Band 2/QPSK_RB 100,0/CH18900/Area Scan (7x8x1): Measurement grid:

dx=15mm, dy=15mm

[Info: Interpolated medium parameters used for SAR evaluation.](#)

Maximum value of SAR (measured) = 1.33 W/kg

Edge/Edge 4/LTE Band 2/QPSK_RB 100,0/CH18900/Zoom Scan (5x5x7)/Cube 0:

Measurement grid: dx=8mm, dy=8mm, dz=5mm

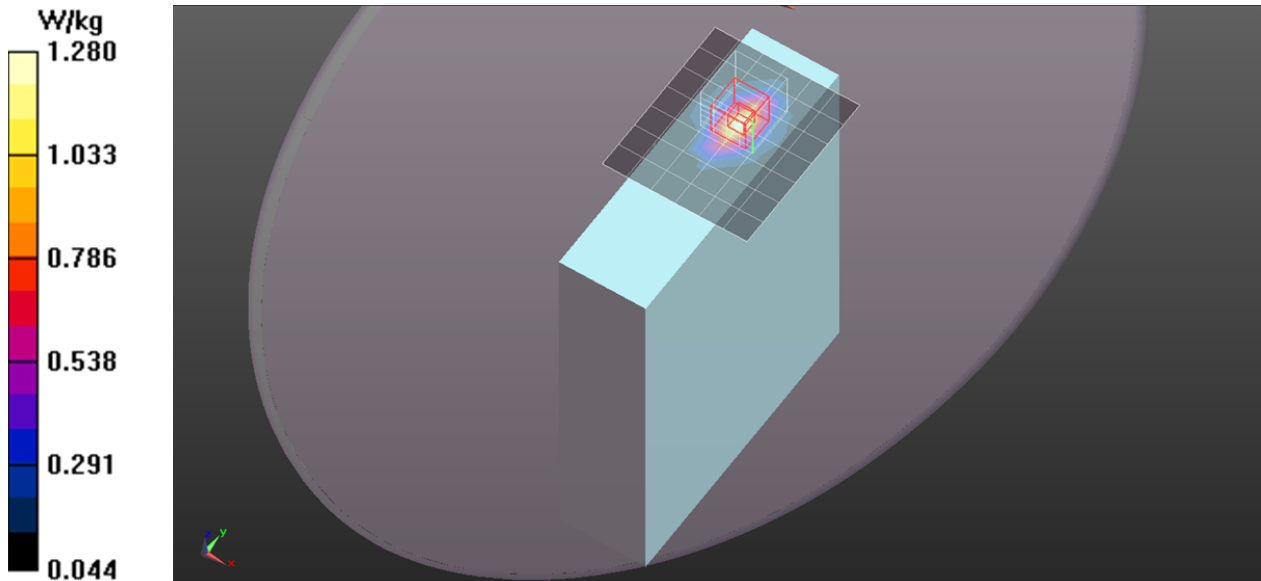
Reference Value = 8.428 V/m; Power Drift = 0.11 dB

Peak SAR (extrapolated) = 1.57 W/kg

SAR(1 g) = 0.870 W/kg; SAR(10 g) = 0.454 W/kg

[Info: Interpolated medium parameters used for SAR evaluation.](#)

Maximum value of SAR (measured) = 1.28 W/kg



LTE Band 2

Frequency: 1860 MHz; Duty Cycle: 1:1; Room Ambient Temperature: 24.0°C; Liquid Temperature: 23.5°C

Medium parameters used (interpolated): $f = 1860$ MHz; $\sigma = 1.467$ S/m; $\epsilon_r = 51.678$; $\rho = 1000$ kg/m³

DASY5 Configuration:

- Area Scan Setting - Find Secondary Maximum Within: 2.0 dB and with a peak SAR value greater than 0.0012W/kg
- Electronics: DAE4 Sn877; Calibrated: 2013/03/12
- Probe: EX3DV4 - SN3665; ConvF(7.75, 7.75, 7.75); Calibrated: 2013/05/07;
- Sensor-Surface: 1.4mm (Mechanical Surface Detection (Locations From Previous Scan Used)), Sensor-Surface: 1.4mm (Mechanical Surface Detection)
- Phantom: ELI 4.0; Type: QDOVA001BA; Serial: 1056

Edge/Edge 4/LTE Band 2/QPSK_RB 100,0/CH18700/Area Scan (7x8x1): Measurement grid:

dx=15mm, dy=15mm

[Info: Interpolated medium parameters used for SAR evaluation.](#)

Maximum value of SAR (measured) = 1.20 W/kg

Edge/Edge 4/LTE Band 2/QPSK_RB 100,0/CH18700/Zoom Scan (5x5x7)/Cube 0:

Measurement grid: dx=8mm, dy=8mm, dz=5mm

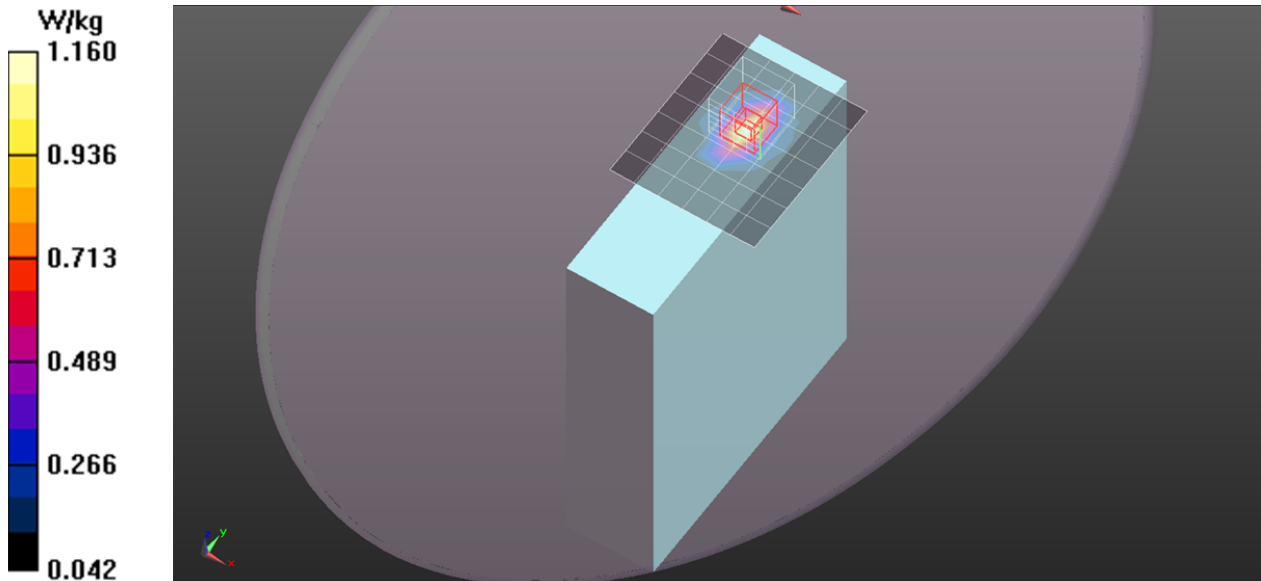
Reference Value = 8.165 V/m; Power Drift = 0.18 dB

Peak SAR (extrapolated) = 1.41 W/kg

SAR(1 g) = 0.796 W/kg; SAR(10 g) = 0.418 W/kg

[Info: Interpolated medium parameters used for SAR evaluation.](#)

Maximum value of SAR (measured) = 1.16 W/kg



LTE Band 2

Frequency: 1900 MHz; Duty Cycle: 1:1; Room Ambient Temperature: 24.0°C; Liquid Temperature: 23.5°C

Medium parameters used (interpolated): $f = 1900$ MHz; $\sigma = 1.504$ S/m; $\epsilon_r = 51.505$; $\rho = 1000$ kg/m³

DASY5 Configuration:

- Area Scan Setting - Find Secondary Maximum Within: 2.0 dB and with a peak SAR value greater than 0.0012W/kg
- Electronics: DAE4 Sn877; Calibrated: 2013/03/12
- Probe: EX3DV4 - SN3665; ConvF(7.75, 7.75, 7.75); Calibrated: 2013/05/07;
- Sensor-Surface: 1.4mm (Mechanical Surface Detection)
- Phantom: ELI 4.0; Type: QDOVA001BA; Serial: 1056

Edge/Edge 4/LTE Band 2/QPSK_RB 100,0/CH19100/Area Scan (7x8x1): Measurement grid:

$dx=15$ mm, $dy=15$ mm

[Info: Interpolated medium parameters used for SAR evaluation.](#)

Maximum value of SAR (measured) = 1.25 W/kg

Edge/Edge 4/LTE Band 2/QPSK_RB 100,0/CH19100/Zoom Scan (5x5x7)/Cube 0:

Measurement grid: $dx=8$ mm, $dy=8$ mm, $dz=5$ mm

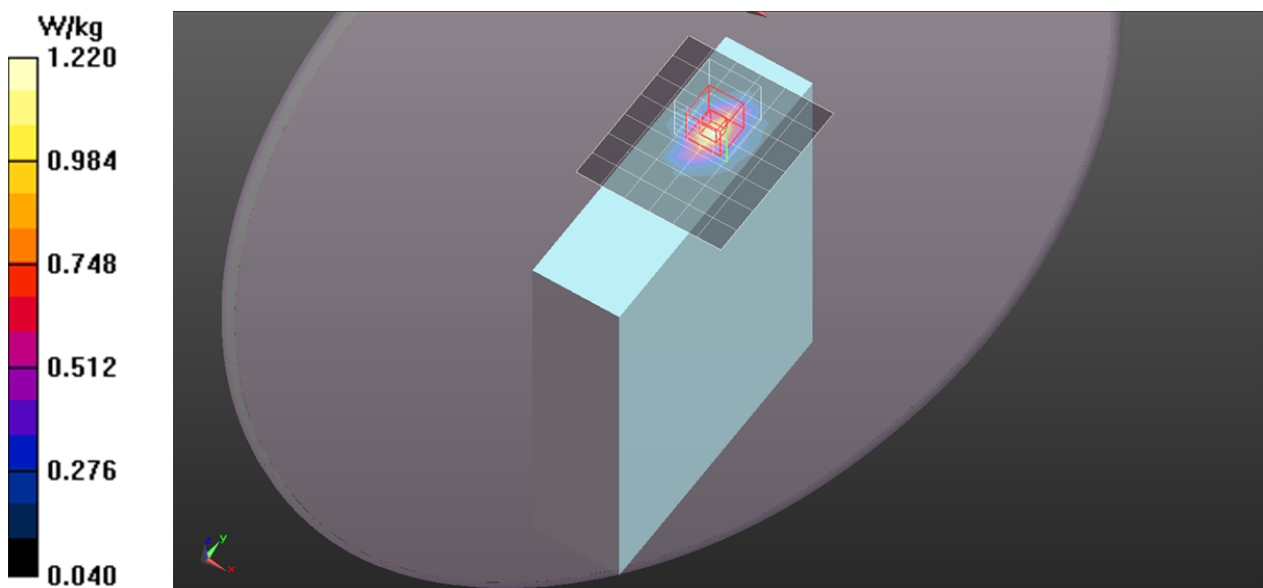
Reference Value = 9.379 V/m; Power Drift = -0.11 dB

Peak SAR (extrapolated) = 1.47 W/kg

SAR(1 g) = 0.835 W/kg; SAR(10 g) = 0.440 W/kg

[Info: Interpolated medium parameters used for SAR evaluation.](#)

Maximum value of SAR (measured) = 1.22 W/kg



LTE Band 2

Frequency: 1880 MHz; Duty Cycle: 1:1; Room Ambient Temperature: 24.0°C; Liquid Temperature: 23.5°C

Medium parameters used (interpolated): $f = 1880$ MHz; $\sigma = 1.486$ S/m; $\epsilon_r = 51.611$; $\rho = 1000$ kg/m³

DASY5 Configuration:

- Area Scan Setting - Find Secondary Maximum Within: 2.0 dB and with a peak SAR value greater than 0.0012W/kg
- Electronics: DAE4 Sn877; Calibrated: 2013/03/12
- Probe: EX3DV4 - SN3665; ConvF(7.75, 7.75, 7.75); Calibrated: 2013/05/07;
- Sensor-Surface: 1.4mm (Mechanical Surface Detection (Locations From Previous Scan Used)), Sensor-Surface: 1.4mm (Mechanical Surface Detection)
- Phantom: ELI 4.0; Type: QDOVA001BA; Serial: 1056

Edge/Edge 4/LTE Band 2/QPSK_RB 1,0/CH18900_Repeat/Area Scan (7x8x1): Measurement grid: dx=15mm, dy=15mm

[Info: Interpolated medium parameters used for SAR evaluation.](#)

Maximum value of SAR (measured) = 1.65 W/kg

Edge/Edge 4/LTE Band 2/QPSK_RB 1,0/CH18900_Repeat/Zoom Scan (5x5x7)/Cube 0:

Measurement grid: dx=8mm, dy=8mm, dz=5mm

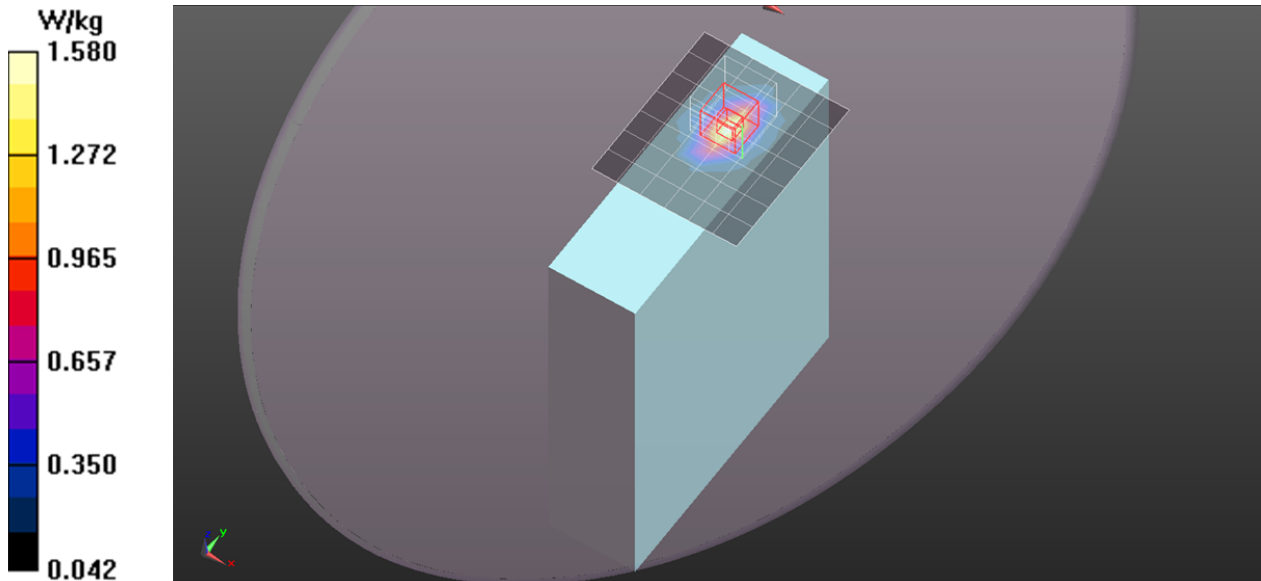
Reference Value = 9.101 V/m; Power Drift = 0.13 dB

Peak SAR (extrapolated) = 1.92 W/kg

SAR(1 g) = 1.07 W/kg; SAR(10 g) = 0.559 W/kg

[Info: Interpolated medium parameters used for SAR evaluation.](#)

Maximum value of SAR (measured) = 1.58 W/kg



LTE Band 2

Frequency: 1880 MHz; Duty Cycle: 1:1; Room Ambient Temperature: 24.0°C; Liquid Temperature: 23.5°C

Medium parameters used (interpolated): $f = 1880$ MHz; $\sigma = 1.486$ S/m; $\epsilon_r = 51.611$; $\rho = 1000$ kg/m³

DASY5 Configuration:

- Area Scan Setting - Find Secondary Maximum Within: 2.0 dB and with a peak SAR value greater than 0.0012W/kg
- Electronics: DAE4 Sn877; Calibrated: 2013/03/12
- Probe: EX3DV4 - SN3665; ConvF(7.75, 7.75, 7.75); Calibrated: 2013/05/07;
- Sensor-Surface: 1.4mm (Mechanical Surface Detection)
- Phantom: ELI 4.0; Type: QDOVA001BA; Serial: 1056

Rear/Rear Side/LTE Band 2/QPSK_RB 1,0/CH18900/Area Scan (9x8x1): Measurement grid:

$dx=15$ mm, $dy=15$ mm

[Info: Interpolated medium parameters used for SAR evaluation.](#)

Maximum value of SAR (measured) = 0.141 W/kg

Rear/Rear Side/LTE Band 2/QPSK_RB 1,0/CH18900/Zoom Scan (5x5x7)/Cube 0:

Measurement grid: $dx=8$ mm, $dy=8$ mm, $dz=5$ mm


Reference Value = 6.284 V/m; Power Drift = -0.15 dB

Peak SAR (extrapolated) = 0.167 W/kg

SAR(1 g) = 0.125 W/kg; SAR(10 g) = 0.101 W/kg

[Info: Interpolated medium parameters used for SAR evaluation.](#)

Maximum value of SAR (measured) = 0.149 W/kg



LTE Band 2

Frequency: 1880 MHz; Duty Cycle: 1:1; Room Ambient Temperature: 24.0°C; Liquid Temperature: 23.5°C

Medium parameters used (interpolated): $f = 1880$ MHz; $\sigma = 1.486$ S/m; $\epsilon_r = 51.611$; $\rho = 1000$ kg/m³

DASY5 Configuration:

- Area Scan Setting - Find Secondary Maximum Within: 2.0 dB and with a peak SAR value greater than 0.0012W/kg
- Electronics: DAE4 Sn877; Calibrated: 2013/03/12
- Probe: EX3DV4 - SN3665; ConvF(7.75, 7.75, 7.75); Calibrated: 2013/05/07;
- Sensor-Surface: 1.4mm (Mechanical Surface Detection (Locations From Previous Scan Used)), Sensor-Surface: 1.4mm (Mechanical Surface Detection)
- Phantom: ELI 4.0; Type: QDOVA001BA; Serial: 1056

Rear/Rear Side/LTE Band 25/QPSK_RB 50,0/CH18900/Area Scan (9x8x1): Measurement grid:

$dx=15$ mm, $dy=15$ mm

[Info: Interpolated medium parameters used for SAR evaluation.](#)

Maximum value of SAR (measured) = 0.127 W/kg

Rear/Rear Side/LTE Band 25/QPSK_RB 50,0/CH18900/Zoom Scan (5x5x7)/Cube 0:

Measurement grid: $dx=8$ mm, $dy=8$ mm, $dz=5$ mm

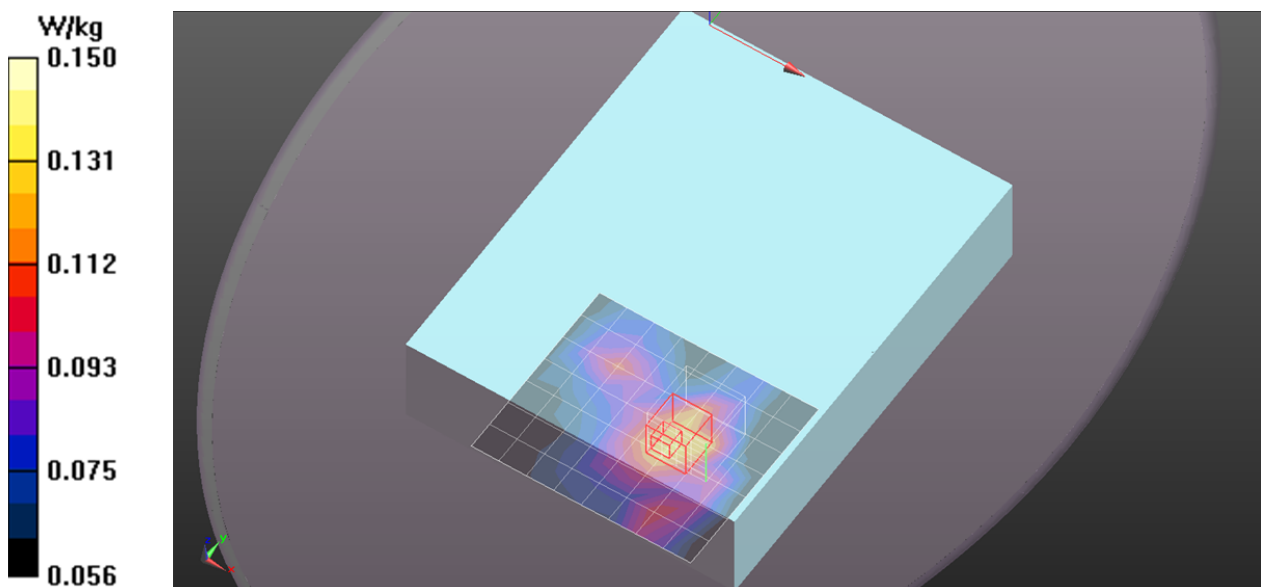
Reference Value = 5.968 V/m; Power Drift = 0.04 dB

Peak SAR (extrapolated) = 0.143 W/kg

SAR(1 g) = 0.115 W/kg; SAR(10 g) = 0.090 W/kg

[Info: Interpolated medium parameters used for SAR evaluation.](#)

Maximum value of SAR (measured) = 0.132 W/kg



LTE Band 4

Frequency: 1745 MHz; Duty Cycle: 1:1; Room Ambient Temperature: 24.0°C; Liquid Temperature: 23.5°C
Medium parameters used (interpolated): $f = 1745$ MHz; $\sigma = 1.476$ S/m; $\epsilon_r = 53.344$; $\rho = 1000$ kg/m³

DASY5 Configuration:

- Area Scan Setting - Find Secondary Maximum Within: 2.0 dB and with a peak SAR value greater than 0.0012W/kg
- Electronics: DAE4 Sn877; Calibrated: 2013/03/12
- Probe: EX3DV4 - SN3665; ConvF(8.06, 8.06, 8.06); Calibrated: 2013/05/07;
- Sensor-Surface: 1.4mm (Mechanical Surface Detection)
- Phantom: ELI 4.0; Type: QDOVA001BA; Serial: 1056

Edge/Edge 4/LTE Band 4/QPSK_RB 1,0/CH20300/Area Scan (7x8x1): Measurement grid:

dx=15mm, dy=15mm

[Info: Interpolated medium parameters used for SAR evaluation.](#)

Maximum value of SAR (measured) = 1.08 W/kg

Edge/Edge 4/LTE Band 4/QPSK_RB 1,0/CH20300/Zoom Scan (5x5x7)/Cube 0:

Measurement grid: dx=8mm, dy=8mm, dz=5mm

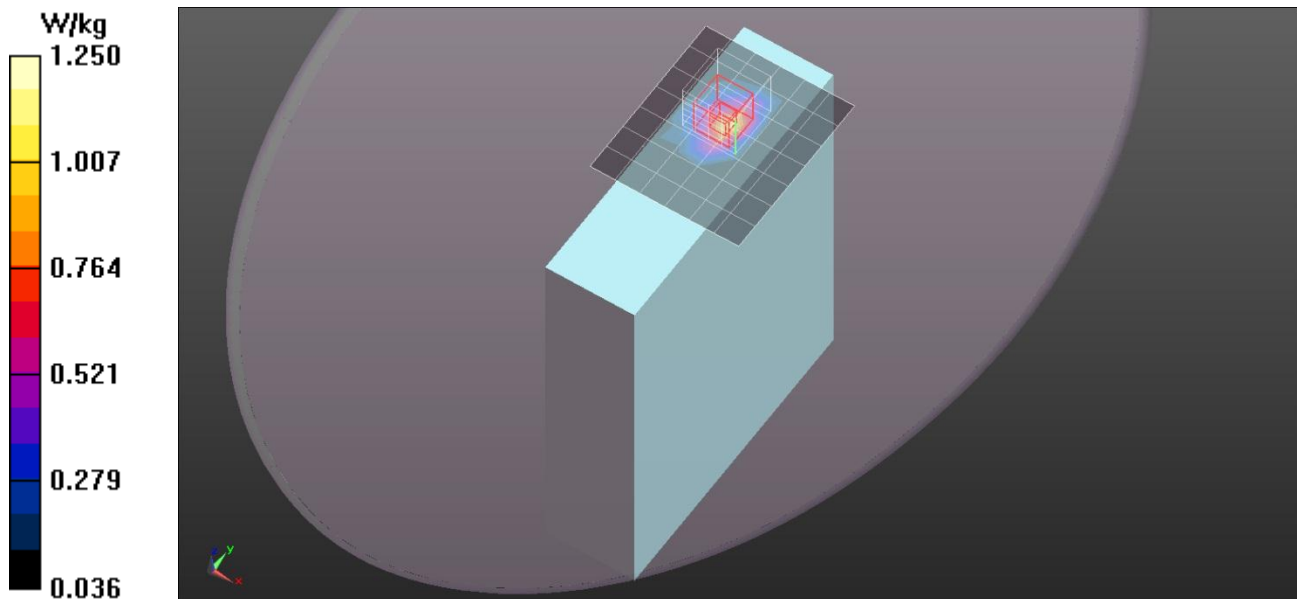
Reference Value = 9.377 V/m; Power Drift = -0.13 dB

Peak SAR (extrapolated) = 1.56 W/kg

SAR(1 g) = 0.860 W/kg; SAR(10 g) = 0.440 W/kg

[Info: Interpolated medium parameters used for SAR evaluation.](#)

Maximum value of SAR (measured) = 1.25 W/kg



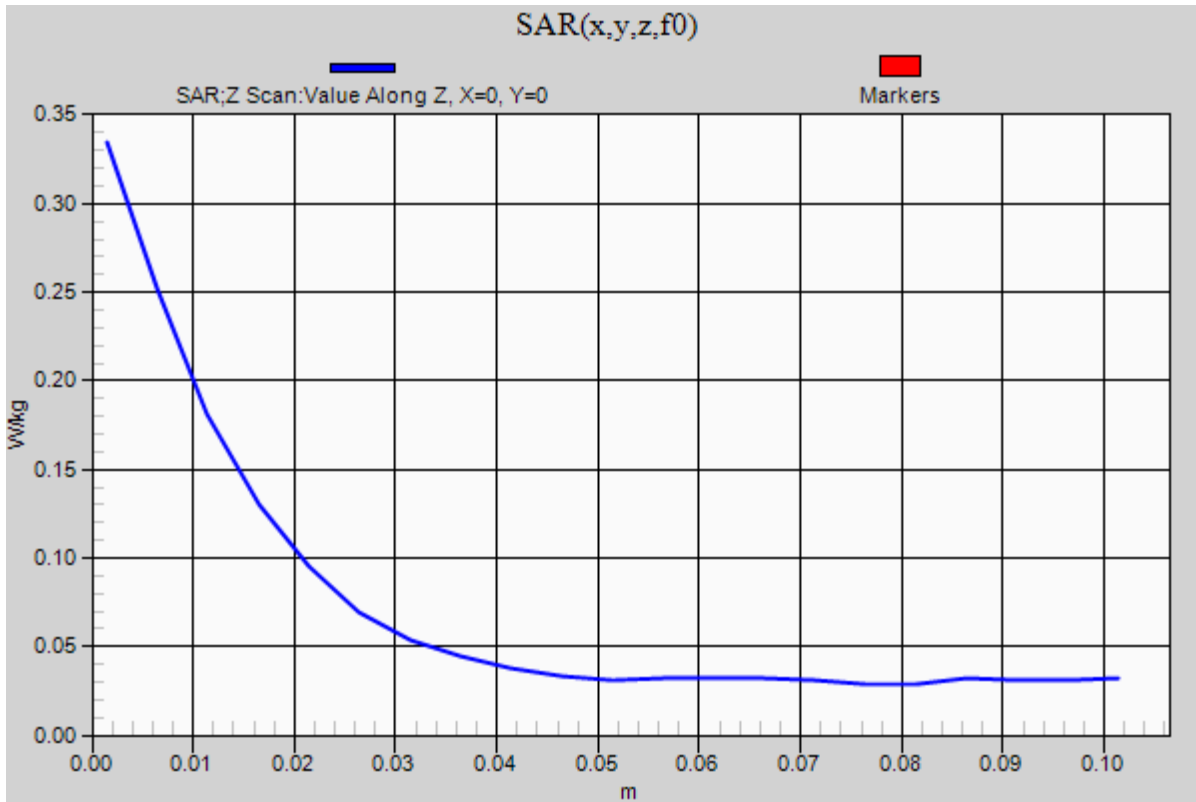
LTE Band 4

Frequency: 1745 MHz; Duty Cycle: 1:1

Edge/Edge 4/LTE Band 4/QPSK_RB 1,0/CH20300/Z Scan (1x1x21): Measurement grid: dx=20mm, dy=20mm, dz=5mm

Info: [Interpolated medium parameters used for SAR evaluation.](#)

Maximum value of SAR (measured) = 0.335 W/kg



LTE Band 4

Frequency: 1720 MHz; Duty Cycle: 1:1; Room Ambient Temperature: 24.0°C; Liquid Temperature: 23.5°C
Medium parameters used (interpolated): $f = 1720$ MHz; $\sigma = 1.456$ S/m; $\epsilon_r = 53.402$; $\rho = 1000$ kg/m³

DASY5 Configuration:

- Area Scan Setting - Find Secondary Maximum Within: 2.0 dB and with a peak SAR value greater than 0.0012W/kg
- Electronics: DAE4 Sn877; Calibrated: 2013/03/12
- Probe: EX3DV4 - SN3665; ConvF(8.06, 8.06, 8.06); Calibrated: 2013/05/07;
- Sensor-Surface: 1.4mm (Mechanical Surface Detection (Locations From Previous Scan Used)), Sensor-Surface: 1.4mm (Mechanical Surface Detection)
- Phantom: ELI 4.0; Type: QDOVA001BA; Serial: 1056

Edge/Edge 4/LTE Band 4/QPSK_RB 1,0/CH20050/Area Scan (7x8x1): Measurement grid:
dx=15mm, dy=15mm

[Info: Interpolated medium parameters used for SAR evaluation.](#)

Maximum value of SAR (measured) = 1.00 W/kg

Edge/Edge 4/LTE Band 4/QPSK_RB 1,0/CH20050/Zoom Scan (5x5x7)/Cube 0:

Measurement grid: dx=8mm, dy=8mm, dz=5mm

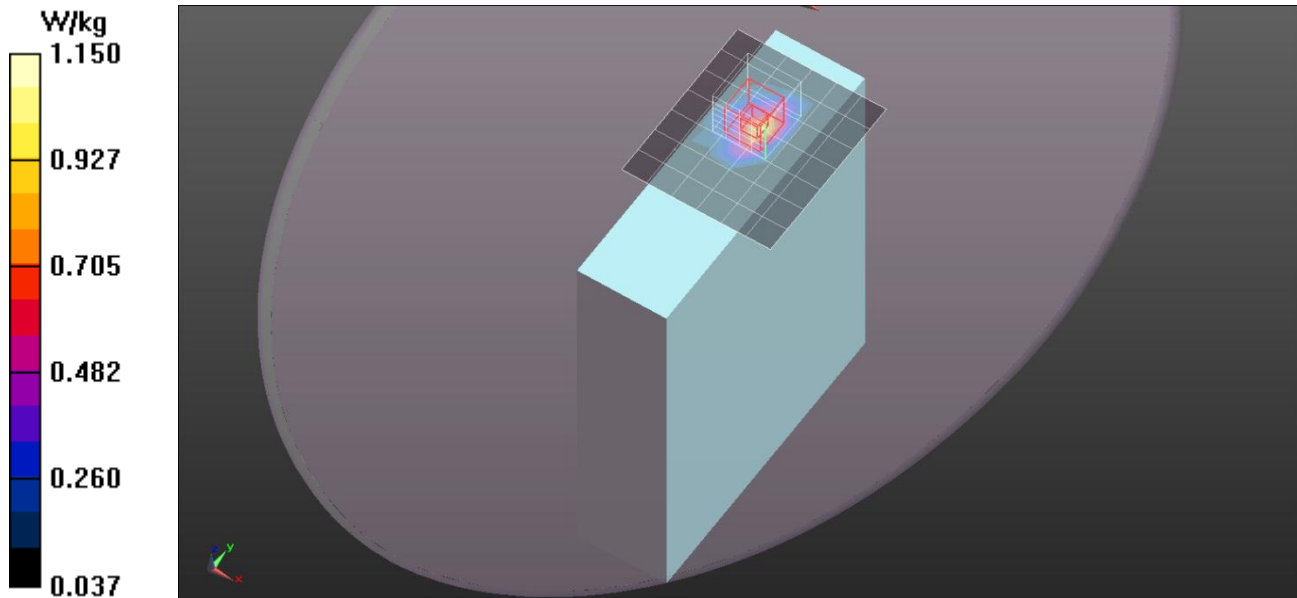
Reference Value = 8.815 V/m; Power Drift = -0.08 dB

Peak SAR (extrapolated) = 1.40 W/kg

SAR(1 g) = 0.769 W/kg; SAR(10 g) = 0.393 W/kg

[Info: Interpolated medium parameters used for SAR evaluation.](#)

Maximum value of SAR (measured) = 1.15 W/kg



LTE Band 4

Frequency: 1732.5 MHz; Duty Cycle: 1:1; Room Ambient Temperature: 24.0°C; Liquid Temperature: 23.5°C
 Medium parameters used: $f = 1732.9$ MHz; $\sigma = 1.467$ S/m; $\epsilon_r = 53.382$; $\rho = 1000$ kg/m³

DASY5 Configuration:

- Area Scan Setting - Find Secondary Maximum Within: 2.0 dB and with a peak SAR value greater than 0.0012W/kg
- Electronics: DAE4 Sn877; Calibrated: 2013/03/12
- Probe: EX3DV4 - SN3665; ConvF(8.06, 8.06, 8.06); Calibrated: 2013/05/07;
- Sensor-Surface: 1.4mm (Mechanical Surface Detection)
- Phantom: ELI 4.0; Type: QDOVA001BA; Serial: 1056

Edge/Edge 4/LTE Band 4/QPSK_RB 1,0/CH20175/Area Scan (7x8x1): Measurement grid:

dx=15mm, dy=15mm

Maximum value of SAR (measured) = 1.01 W/kg

Edge/Edge 4/LTE Band 4/QPSK_RB 1,0/CH20175/Zoom Scan (5x5x7)/Cube 0:

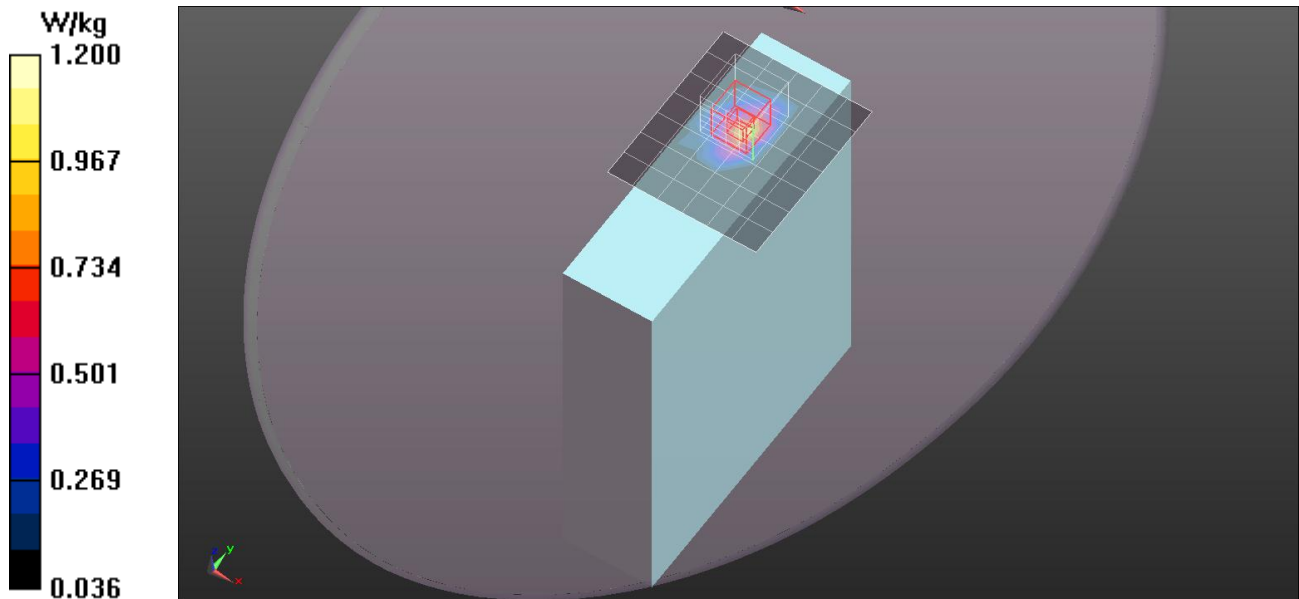
Measurement grid: dx=8mm, dy=8mm, dz=5mm

Reference Value = 8.662 V/m; Power Drift = 0.00 dB

Peak SAR (extrapolated) = 1.49 W/kg

SAR(1 g) = 0.816 W/kg; SAR(10 g) = 0.417 W/kg

Maximum value of SAR (measured) = 1.20 W/kg



LTE Band 4

Frequency: 1720 MHz; Duty Cycle: 1:1; Room Ambient Temperature: 24.0°C; Liquid Temperature: 23.5°C
Medium parameters used (interpolated): $f = 1720$ MHz; $\sigma = 1.456$ S/m; $\epsilon_r = 53.402$; $\rho = 1000$ kg/m³

DASY5 Configuration:

- Area Scan Setting - Find Secondary Maximum Within: 2.0 dB and with a peak SAR value greater than 0.0012W/kg
- Electronics: DAE4 Sn877; Calibrated: 2013/03/12
- Probe: EX3DV4 - SN3665; ConvF(8.06, 8.06, 8.06); Calibrated: 2013/05/07;
- Sensor-Surface: 1.4mm (Mechanical Surface Detection (Locations From Previous Scan Used)), Sensor-Surface: 1.4mm (Mechanical Surface Detection)
- Phantom: ELI 4.0; Type: QDOVA001BA; Serial: 1056

Edge/Edge 4/LTE Band 4/QPSK_RB 50,0/CH20050/Area Scan (7x8x1): Measurement grid:

dx=15mm, dy=15mm

[Info: Interpolated medium parameters used for SAR evaluation.](#)

Maximum value of SAR (measured) = 0.832 W/kg

Edge/Edge 4/LTE Band 4/QPSK_RB 50,0/CH20050/Zoom Scan (5x5x7)/Cube 0:

Measurement grid: dx=8mm, dy=8mm, dz=5mm

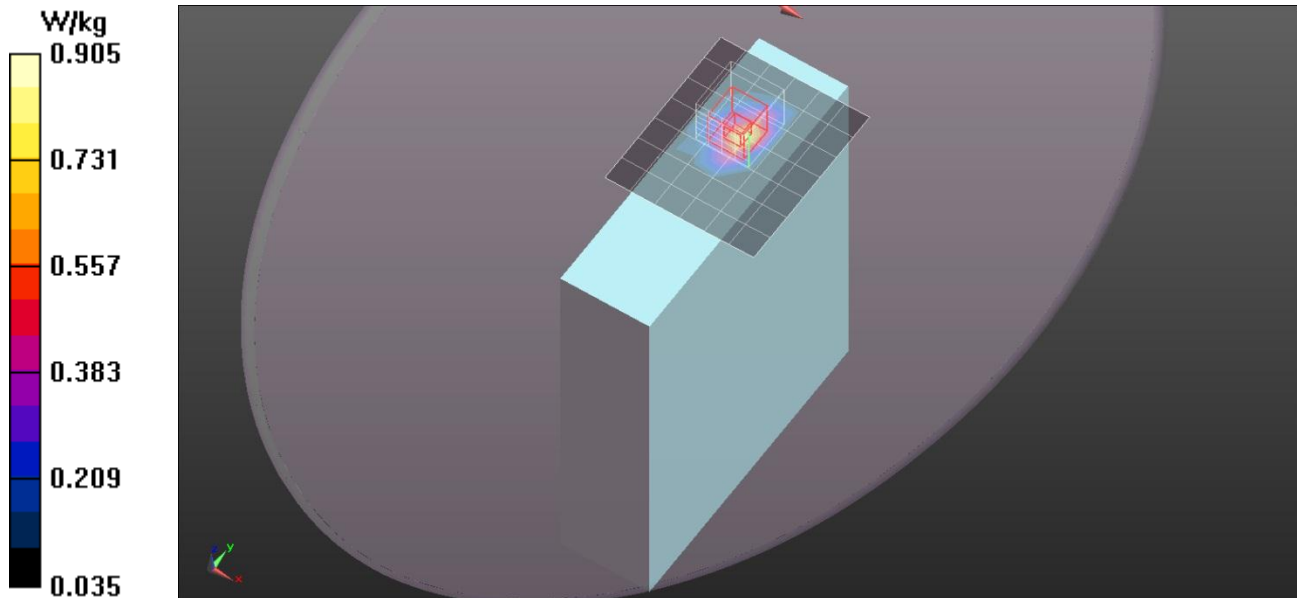
Reference Value = 7.798 V/m; Power Drift = 0.12 dB

Peak SAR (extrapolated) = 1.08 W/kg

SAR(1 g) = 0.601 W/kg; SAR(10 g) = 0.310 W/kg

[Info: Interpolated medium parameters used for SAR evaluation.](#)

Maximum value of SAR (measured) = 0.905 W/kg



LTE Band 4

Frequency: 1732.5 MHz; Duty Cycle: 1:1; Room Ambient Temperature: 24.0°C; Liquid Temperature: 23.5°C
 Medium parameters used: $f = 1732.9$ MHz; $\sigma = 1.467$ S/m; $\epsilon_r = 53.382$; $\rho = 1000$ kg/m³

DASY5 Configuration:

- Area Scan Setting - Find Secondary Maximum Within: 2.0 dB and with a peak SAR value greater than 0.0012W/kg
- Electronics: DAE4 Sn877; Calibrated: 2013/03/12
- Probe: EX3DV4 - SN3665; ConvF(8.06, 8.06, 8.06); Calibrated: 2013/05/07;
- Sensor-Surface: 1.4mm (Mechanical Surface Detection (Locations From Previous Scan Used)), Sensor-Surface: 1.4mm (Mechanical Surface Detection)
- Phantom: ELI 4.0; Type: QDOVA001BA; Serial: 1056

Edge/Edge 4/LTE Band 4/QPSK_RB 50,0/CH20175/Area Scan (7x8x1): Measurement grid:

dx=15mm, dy=15mm

Maximum value of SAR (measured) = 0.809 W/kg

Edge/Edge 4/LTE Band 4/QPSK_RB 50,0/CH20175/Zoom Scan (5x5x7)/Cube 0:

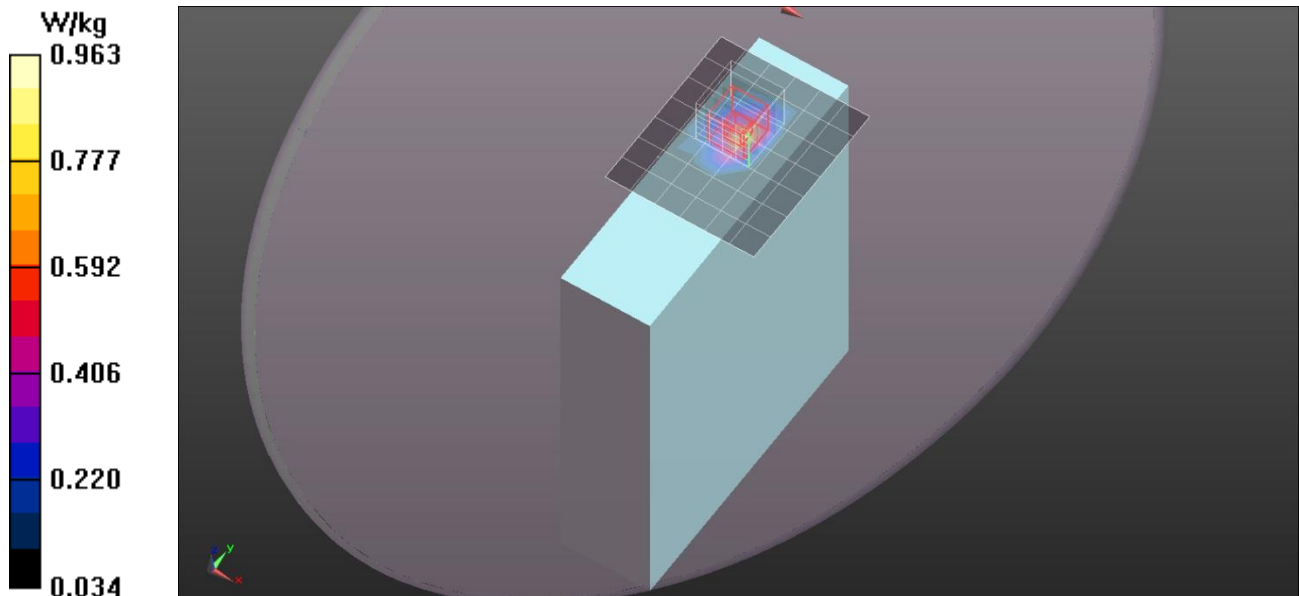
Measurement grid: dx=8mm, dy=8mm, dz=5mm

Reference Value = 7.801 V/m; Power Drift = 0.08 dB

Peak SAR (extrapolated) = 1.17 W/kg

SAR(1 g) = 0.643 W/kg; SAR(10 g) = 0.329 W/kg

Maximum value of SAR (measured) = 0.963 W/kg



LTE Band 4

Frequency: 1745 MHz; Duty Cycle: 1:1; Room Ambient Temperature: 24.0°C; Liquid Temperature: 23.5°C
Medium parameters used (interpolated): $f = 1745$ MHz; $\sigma = 1.476$ S/m; $\epsilon_r = 53.344$; $\rho = 1000$ kg/m³

DASY5 Configuration:

- Area Scan Setting - Find Secondary Maximum Within: 2.0 dB and with a peak SAR value greater than 0.0012W/kg
- Electronics: DAE4 Sn877; Calibrated: 2013/03/12
- Probe: EX3DV4 - SN3665; ConvF(8.06, 8.06, 8.06); Calibrated: 2013/05/07;
- Sensor-Surface: 1.4mm (Mechanical Surface Detection (Locations From Previous Scan Used)), Sensor-Surface: 1.4mm (Mechanical Surface Detection)
- Phantom: ELI 4.0; Type: QDOVA001BA; Serial: 1056

Edge/Edge 4/LTE Band 4/QPSK_RB 50,0/CH20300/Area Scan (7x8x1): Measurement grid:

dx=15mm, dy=15mm

[Info: Interpolated medium parameters used for SAR evaluation.](#)

Maximum value of SAR (measured) = 0.866 W/kg

Edge/Edge 4/LTE Band 4/QPSK_RB 50,0/CH20300/Zoom Scan (5x5x7)/Cube 0:

Measurement grid: dx=8mm, dy=8mm, dz=5mm

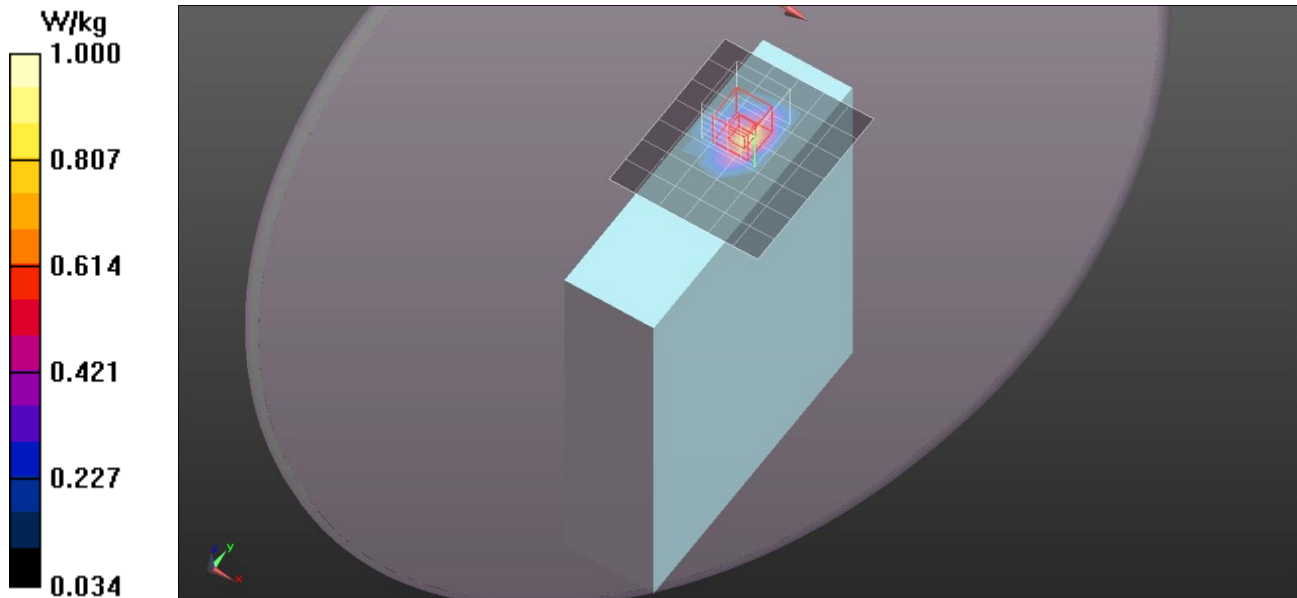
Reference Value = 7.835 V/m; Power Drift = 0.15 dB

Peak SAR (extrapolated) = 1.23 W/kg

SAR(1 g) = 0.680 W/kg; SAR(10 g) = 0.350 W/kg

[Info: Interpolated medium parameters used for SAR evaluation.](#)

Maximum value of SAR (measured) = 1.00 W/kg



LTE Band 4

Frequency: 1745 MHz; Duty Cycle: 1:1; Room Ambient Temperature: 24.0°C; Liquid Temperature: 23.5°C
Medium parameters used (interpolated): $f = 1745$ MHz; $\sigma = 1.476$ S/m; $\epsilon_r = 53.344$; $\rho = 1000$ kg/m³

DASY5 Configuration:

- Area Scan Setting - Find Secondary Maximum Within: 2.0 dB and with a peak SAR value greater than 0.0012W/kg
- Electronics: DAE4 Sn877; Calibrated: 2013/03/12
- Probe: EX3DV4 - SN3665; ConvF(8.06, 8.06, 8.06); Calibrated: 2013/05/07;
- Sensor-Surface: 1.4mm (Mechanical Surface Detection)
- Phantom: ELI 4.0; Type: QDOVA001BA; Serial: 1056

Edge/Edge 4/LTE Band 4/QPSK_RB 100,0/CH20300/Area Scan (7x8x1): Measurement grid:

dx=15mm, dy=15mm

[Info: Interpolated medium parameters used for SAR evaluation.](#)

Maximum value of SAR (measured) = 0.964 W/kg

Edge/Edge 4/LTE Band 4/QPSK_RB 100,0/CH20300/Zoom Scan (5x5x7)/Cube 0:

Measurement grid: dx=8mm, dy=8mm, dz=5mm

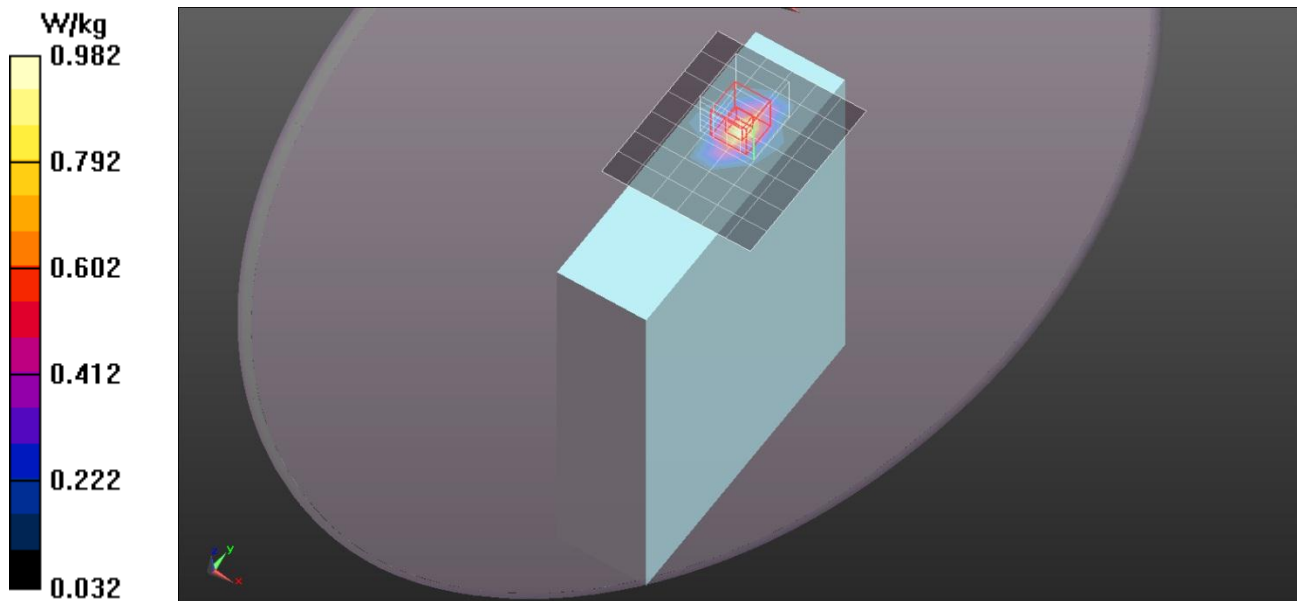
Reference Value = 6.518 V/m; Power Drift = 0.16 dB

Peak SAR (extrapolated) = 1.22 W/kg

SAR(1 g) = 0.668 W/kg; SAR(10 g) = 0.342 W/kg

[Info: Interpolated medium parameters used for SAR evaluation.](#)

Maximum value of SAR (measured) = 0.982 W/kg



LTE Band 4

Frequency: 1720 MHz; Duty Cycle: 1:1; Room Ambient Temperature: 24.0°C; Liquid Temperature: 23.5°C
Medium parameters used (interpolated): $f = 1720$ MHz; $\sigma = 1.456$ S/m; $\epsilon_r = 53.402$; $\rho = 1000$ kg/m³

DASY5 Configuration:

- Area Scan Setting - Find Secondary Maximum Within: 2.0 dB and with a peak SAR value greater than 0.0012W/kg
- Electronics: DAE4 Sn877; Calibrated: 2013/03/12
- Probe: EX3DV4 - SN3665; ConvF(8.06, 8.06, 8.06); Calibrated: 2013/05/07;
- Sensor-Surface: 1.4mm (Mechanical Surface Detection)
- Phantom: ELI 4.0; Type: QDOVA001BA; Serial: 1056

Edge/Edge 4/LTE Band 4/QPSK_RB 100,0/CH20050/Area Scan (7x8x1): Measurement grid:

dx=15mm, dy=15mm

[Info: Interpolated medium parameters used for SAR evaluation.](#)

Maximum value of SAR (measured) = 0.882 W/kg

Edge/Edge 4/LTE Band 4/QPSK_RB 100,0/CH20050/Zoom Scan (5x5x7)/Cube 0:

Measurement grid: dx=8mm, dy=8mm, dz=5mm

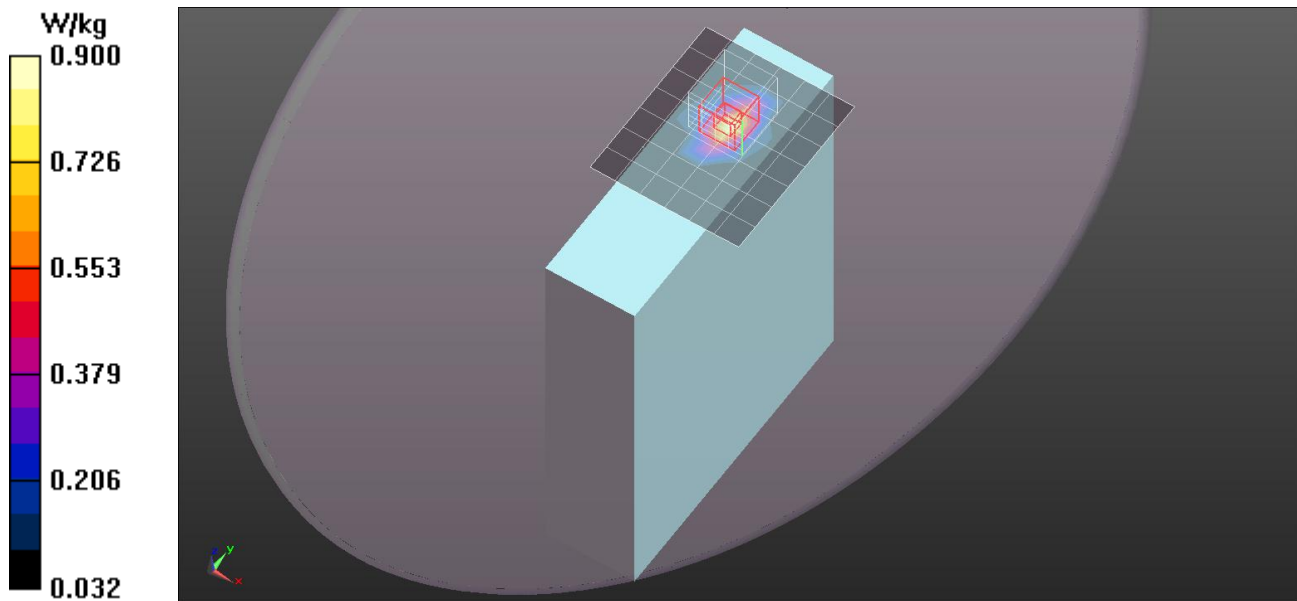
Reference Value = 6.560 V/m; Power Drift = -0.16 dB

Peak SAR (extrapolated) = 1.13 W/kg

SAR(1 g) = 0.620 W/kg; SAR(10 g) = 0.319 W/kg

[Info: Interpolated medium parameters used for SAR evaluation.](#)

Maximum value of SAR (measured) = 0.900 W/kg



LTE Band 4

Frequency: 1732.5 MHz; Duty Cycle: 1:1; Room Ambient Temperature: 24.0°C; Liquid Temperature: 23.5°C
 Medium parameters used: $f = 1732.9$ MHz; $\sigma = 1.467$ S/m; $\epsilon_r = 53.382$; $\rho = 1000$ kg/m³

DASY5 Configuration:

- Area Scan Setting - Find Secondary Maximum Within: 2.0 dB and with a peak SAR value greater than 0.0012W/kg
- Electronics: DAE4 Sn877; Calibrated: 2013/03/12
- Probe: EX3DV4 - SN3665; ConvF(8.06, 8.06, 8.06); Calibrated: 2013/05/07;
- Sensor-Surface: 1.4mm (Mechanical Surface Detection)
- Phantom: ELI 4.0; Type: QDOVA001BA; Serial: 1056

Edge/Edge 4/LTE Band 4/QPSK_RB 100,0/CH20175/Area Scan (7x8x1): Measurement grid:

dx=15mm, dy=15mm

Maximum value of SAR (measured) = 0.930 W/kg

Edge/Edge 4/LTE Band 4/QPSK_RB 100,0/CH20175/Zoom Scan (5x5x7)/Cube 0:

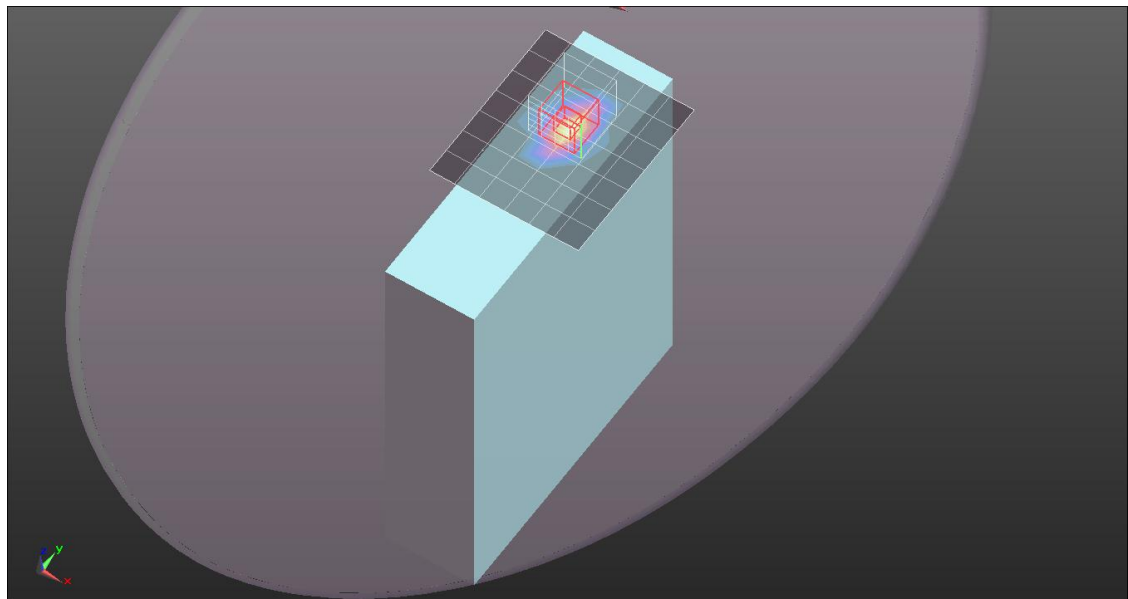
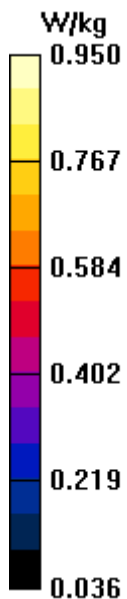
Measurement grid: dx=8mm, dy=8mm, dz=5mm

Reference Value = 6.442 V/m; Power Drift = 0.13 dB

Peak SAR (extrapolated) = 1.20 W/kg

SAR(1 g) = 0.657 W/kg; SAR(10 g) = 0.337 W/kg

Maximum value of SAR (measured) = 0.950 W/kg



LTE Band 4

Frequency: 1745 MHz; Duty Cycle: 1:1; Room Ambient Temperature: 24.0°C; Liquid Temperature: 23.5°C
Medium parameters used (interpolated): $f = 1745$ MHz; $\sigma = 1.476$ S/m; $\epsilon_r = 53.344$; $\rho = 1000$ kg/m³

DASY5 Configuration:

- Area Scan Setting - Find Secondary Maximum Within: 2.0 dB and with a peak SAR value greater than 0.0012W/kg
- Electronics: DAE4 Sn877; Calibrated: 2013/03/12
- Probe: EX3DV4 - SN3665; ConvF(8.06, 8.06, 8.06); Calibrated: 2013/05/07;
- Sensor-Surface: 1.4mm (Mechanical Surface Detection)
- Phantom: ELI 4.0; Type: QDOVA001BA; Serial: 1056

Edge/Edge 4/LTE Band 4/QPSK_RB 1,0/CH20300_Repeat/Area Scan (7x8x1): Measurement grid: dx=15mm, dy=15mm

[Info: Interpolated medium parameters used for SAR evaluation.](#)

Maximum value of SAR (measured) = 1.22 W/kg

Edge/Edge 4/LTE Band 4/QPSK_RB 1,0/CH20300_Repeat/Zoom Scan (5x5x7)/Cube 0:

Measurement grid: dx=8mm, dy=8mm, dz=5mm

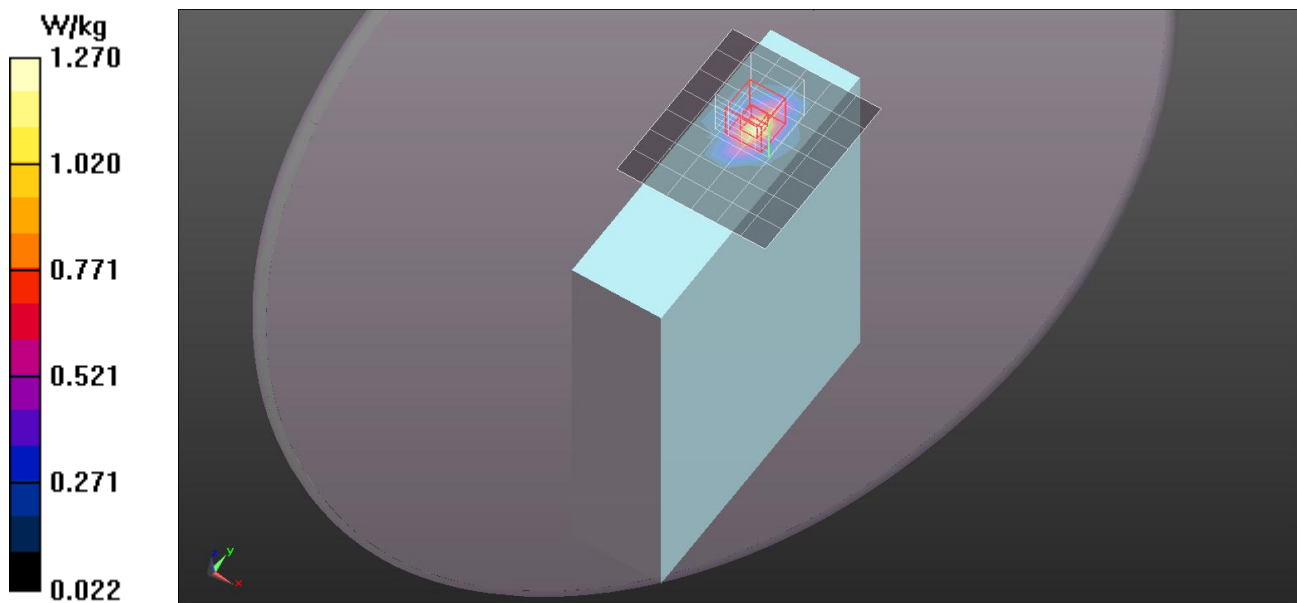
Reference Value = 7.196 V/m; Power Drift = 0.01 dB

Peak SAR (extrapolated) = 1.60 W/kg

SAR(1 g) = 0.877 W/kg; SAR(10 g) = 0.444 W/kg

[Info: Interpolated medium parameters used for SAR evaluation.](#)

Maximum value of SAR (measured) = 1.27 W/kg



LTE Band 4

Frequency: 1745 MHz; Duty Cycle: 1:1; Room Ambient Temperature: 24.0°C; Liquid Temperature: 23.5°C
Medium parameters used (interpolated): $f = 1745$ MHz; $\sigma = 1.476$ S/m; $\epsilon_r = 53.344$; $\rho = 1000$ kg/m³

DASY5 Configuration:

- Area Scan Setting - Find Secondary Maximum Within: 2.0 dB and with a peak SAR value greater than 0.0012W/kg
- Electronics: DAE4 Sn877; Calibrated: 2013/03/12
- Probe: EX3DV4 - SN3665; ConvF(8.06, 8.06, 8.06); Calibrated: 2013/05/07;
- Sensor-Surface: 1.4mm (Mechanical Surface Detection)
- Phantom: ELI 4.0; Type: QDOVA001BA; Serial: 1056

Rear/Rear Side/LTE Band 4/QPSK_RB 1,0/CH20300/Area Scan (9x10x1): Measurement grid:

dx=15mm, dy=15mm

[Info: Interpolated medium parameters used for SAR evaluation.](#)

Maximum value of SAR (measured) = 0.0920 W/kg

Rear/Rear Side/LTE Band 4/QPSK_RB 1,0/CH20300/Zoom Scan (5x5x7)/Cube 0:

Measurement grid: dx=8mm, dy=8mm, dz=5mm


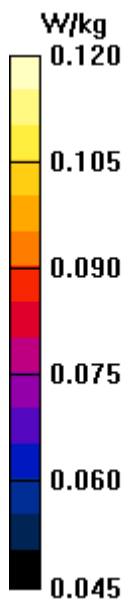
Reference Value = 5.196 V/m; Power Drift = 0.14 dB

Peak SAR (extrapolated) = 0.114 W/kg

SAR(1 g) = 0.092 W/kg; SAR(10 g) = 0.077 W/kg

[Info: Interpolated medium parameters used for SAR evaluation.](#)

Maximum value of SAR (measured) = 0.105 W/kg



LTE Band 4

Frequency: 1720 MHz; Duty Cycle: 1:1; Room Ambient Temperature: 24.0°C; Liquid Temperature: 23.5°C
Medium parameters used (interpolated): $f = 1720$ MHz; $\sigma = 1.456$ S/m; $\epsilon_r = 53.402$; $\rho = 1000$ kg/m³

DASY5 Configuration:

- Area Scan Setting - Find Secondary Maximum Within: 2.0 dB and with a peak SAR value greater than 0.0012W/kg
- Electronics: DAE4 Sn877; Calibrated: 2013/03/12
- Probe: EX3DV4 - SN3665; ConvF(8.06, 8.06, 8.06); Calibrated: 2013/05/07;
- Sensor-Surface: 1.4mm (Mechanical Surface Detection (Locations From Previous Scan Used)), Sensor-Surface: 1.4mm (Mechanical Surface Detection)
- Phantom: ELI 4.0; Type: QDOVA001BA; Serial: 1056

Rear/Rear Side/LTE Band 4/QPSK_RB 50,0/CH20050/Area Scan (9x10x1): Measurement grid:

dx=15mm, dy=15mm

[Info: Interpolated medium parameters used for SAR evaluation.](#)

Maximum value of SAR (measured) = 0.0910 W/kg

Rear/Rear Side/LTE Band 4/QPSK_RB 50,0/CH20050/Zoom Scan (5x5x7)/Cube 0:

Measurement grid: dx=8mm, dy=8mm, dz=5mm

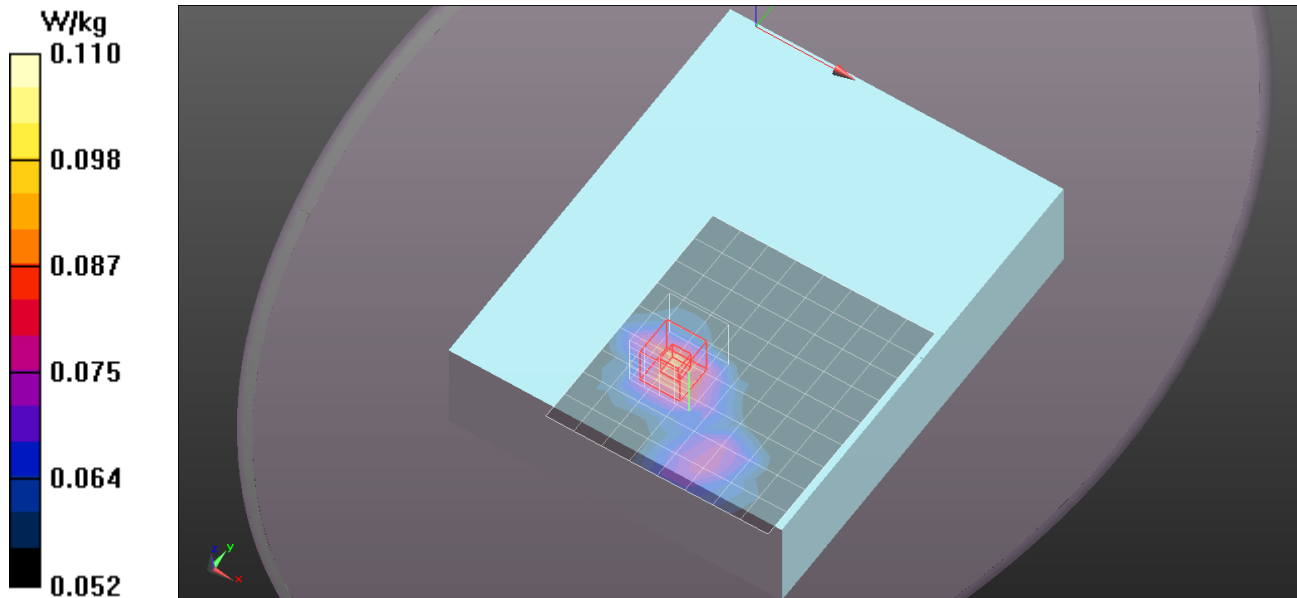
Reference Value = 5.496 V/m; Power Drift = -0.17 dB

Peak SAR (extrapolated) = 0.101 W/kg

SAR(1 g) = 0.086 W/kg; SAR(10 g) = 0.073 W/kg

[Info: Interpolated medium parameters used for SAR evaluation.](#)

Maximum value of SAR (measured) = 0.0952 W/kg



LTE Band 5

Frequency: 836.5 MHz; Duty Cycle: 1:1; Room Ambient Temperature: 24.0°C; Liquid Temperature: 23.5°C
Medium parameters used (interpolated): $f = 836.5$ MHz; $\sigma = 0.978$ S/m; $\epsilon_r = 55.669$; $\rho = 1000$ kg/m³

DASY5 Configuration:

- Area Scan Setting - Find Secondary Maximum Within: 2.0 dB and with a peak SAR value greater than 0.0012W/kg
- Electronics: DAE4 Sn877; Calibrated: 2013/03/12
- Probe: EX3DV4 - SN3665; ConvF(9.82, 9.82, 9.82); Calibrated: 2013/05/07;
- Sensor-Surface: 1.4mm (Mechanical Surface Detection)
- Phantom: ELI 4.0; Type: QDOVA001BA; Serial: 1056

Edge/Edge 4/LTE Band 5/QPSK_RB 1,49/CH20525/Area Scan (7x8x1): Measurement grid:

dx=15mm, dy=15mm

[Info: Interpolated medium parameters used for SAR evaluation.](#)

Maximum value of SAR (measured) = 0.130 W/kg

Edge/Edge 4/LTE Band 5/QPSK_RB 1,49/CH20525/Zoom Scan (5x5x7)/Cube 0:

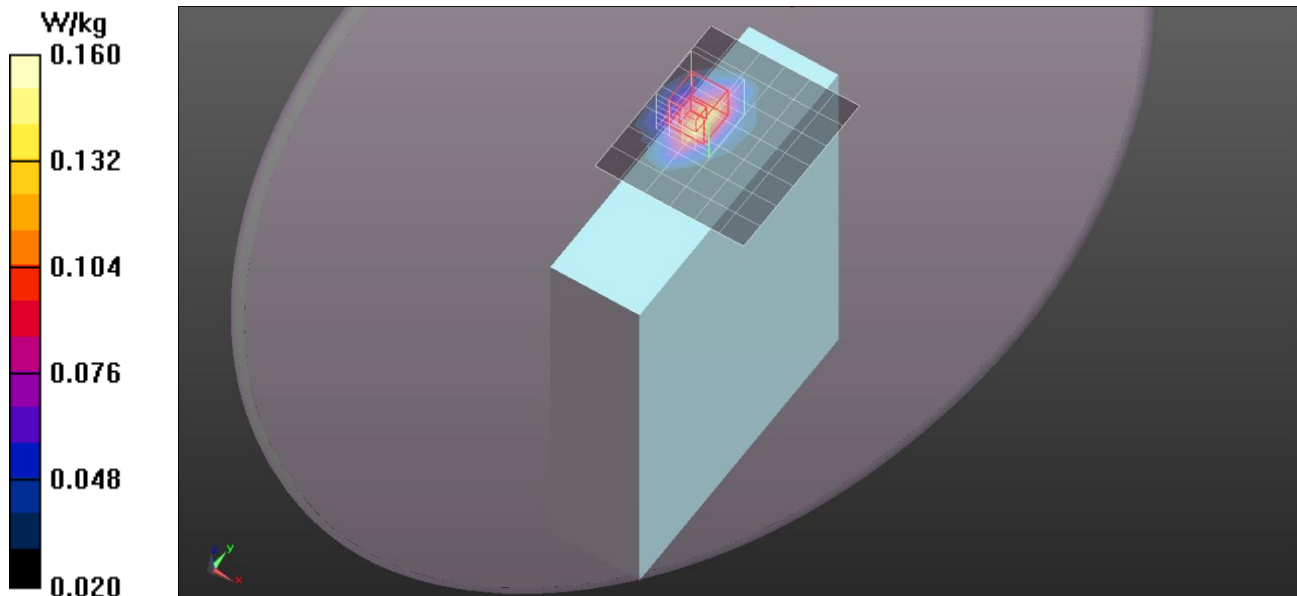
Measurement grid: dx=8mm, dy=8mm, dz=5mm

Reference Value = 6.445 V/m; Power Drift = 0.14 dB

Peak SAR (extrapolated) = 0.151 W/kg

SAR(1 g) = 0.099 W/kg; SAR(10 g) = 0.065 W/kg

[Info: Interpolated medium parameters used for SAR evaluation.](#)



LTE Band 5

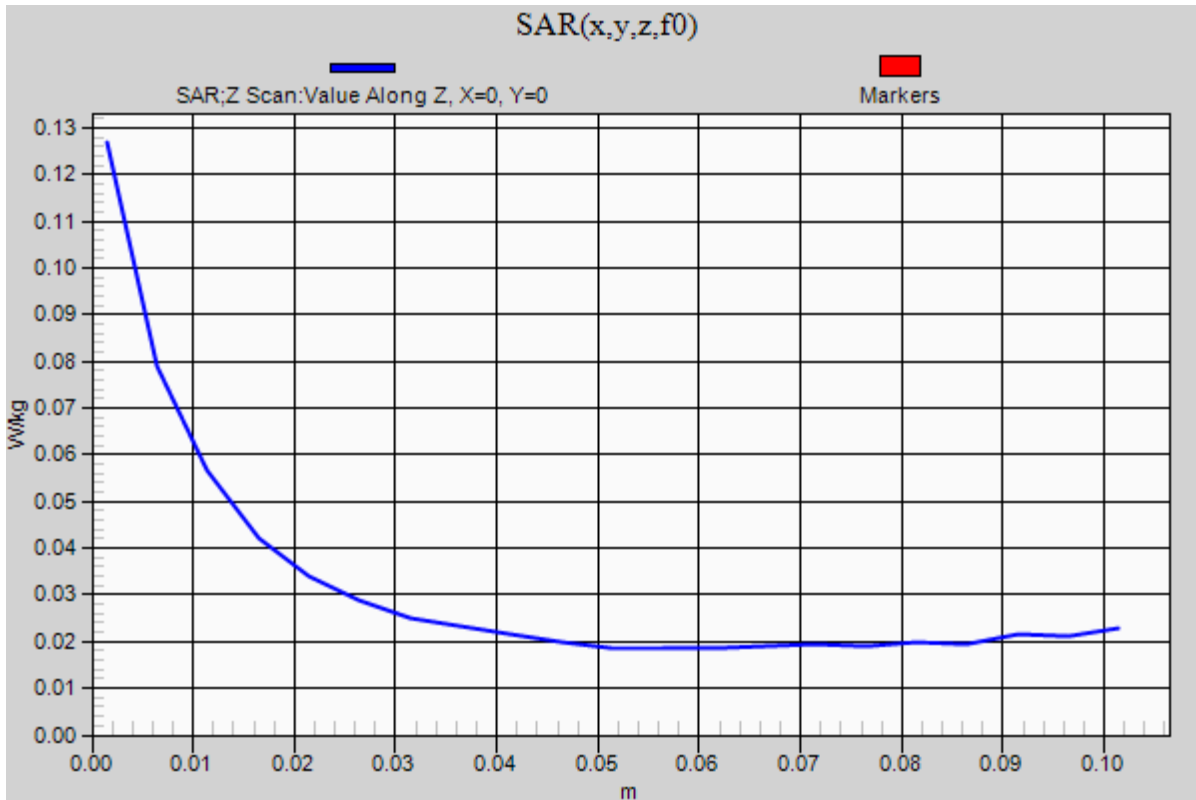
Frequency: 836.5 MHz; Duty Cycle: 1:1

Edge/Edge 4/LTE Band 5/QPSK_RB 1,49/CH20525/Z Scan (1x1x21): Measurement grid:

dx=20mm, dy=20mm, dz=5mm

Info: [Interpolated medium parameters used for SAR evaluation.](#)

Maximum value of SAR (measured) = 0.127 W/kg



LTE Band 5

Frequency: 829 MHz; Duty Cycle: 1:1; Room Ambient Temperature: 24.0°C; Liquid Temperature: 23.5°C
Medium parameters used (interpolated): $f = 829$ MHz; $\sigma = 0.97$ S/m; $\epsilon_r = 55.743$; $\rho = 1000$ kg/m³

DASY5 Configuration:

- Area Scan Setting - Find Secondary Maximum Within: 2.0 dB and with a peak SAR value greater than 0.0012W/kg
- Electronics: DAE4 Sn877; Calibrated: 2013/03/12
- Probe: EX3DV4 - SN3665; ConvF(9.82, 9.82, 9.82); Calibrated: 2013/05/07;
- Sensor-Surface: 1.4mm (Mechanical Surface Detection (Locations From Previous Scan Used)), Sensor-Surface: 1.4mm (Mechanical Surface Detection)
- Phantom: ELI 4.0; Type: QDOVA001BA; Serial: 1056

Edge/Edge 4/LTE Band 5/QPSK_RB 25,24/CH20450/Area Scan (7x8x1): Measurement grid:
dx=15mm, dy=15mm

[Info: Interpolated medium parameters used for SAR evaluation.](#)

Maximum value of SAR (measured) = 0.0936 W/kg

Edge/Edge 4/LTE Band 5/QPSK_RB 25,24/CH20450/Zoom Scan (5x5x7)/Cube 0:

Measurement grid: dx=8mm, dy=8mm, dz=5mm

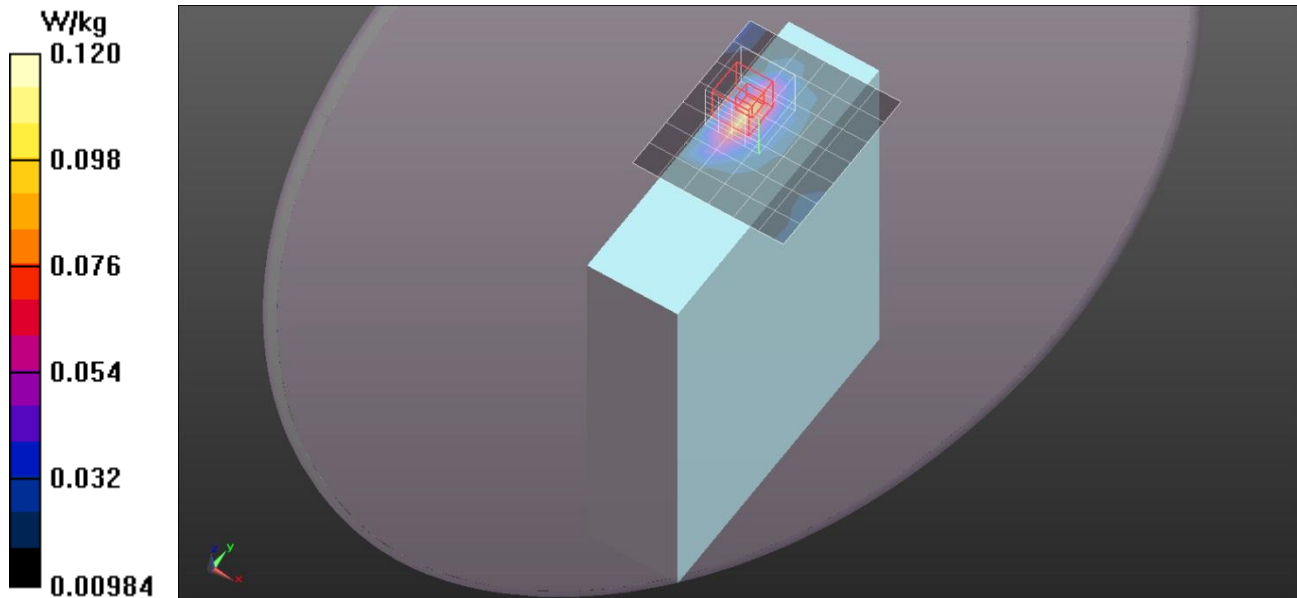
Reference Value = 5.561 V/m; Power Drift = 0.17 dB

Peak SAR (extrapolated) = 0.151 W/kg

SAR(1 g) = 0.086 W/kg; SAR(10 g) = 0.049 W/kg

[Info: Interpolated medium parameters used for SAR evaluation.](#)

Maximum value of SAR (measured) = 0.0967 W/kg



LTE Band 5

Frequency: 836.5 MHz; Duty Cycle: 1:1; Room Ambient Temperature: 24.0°C; Liquid Temperature: 23.5°C
Medium parameters used (interpolated): $f = 836.5$ MHz; $\sigma = 0.978$ S/m; $\epsilon_r = 55.669$; $\rho = 1000$ kg/m³

DASY5 Configuration:

- Area Scan Setting - Find Secondary Maximum Within: 2.0 dB and with a peak SAR value greater than 0.0012W/kg
- Electronics: DAE4 Sn877; Calibrated: 2013/03/12
- Probe: EX3DV4 - SN3665; ConvF(9.82, 9.82, 9.82); Calibrated: 2013/05/07;
- Sensor-Surface: 1.4mm (Mechanical Surface Detection)
- Phantom: ELI 4.0; Type: QDOVA001BA; Serial: 1056

Rear/Rear Side/LTE Band 5/QPSK_RB 1,49/CH20525/Area Scan (9x10x1): Measurement grid:

dx=15mm, dy=15mm

[Info: Interpolated medium parameters used for SAR evaluation.](#)

Maximum value of SAR (measured) = 0.0455 W/kg

Rear/Rear Side/LTE Band 5/QPSK_RB 1,49/CH20525/Zoom Scan (5x5x7)/Cube 0:

Measurement grid: dx=8mm, dy=8mm, dz=5mm


Reference Value = 5.795 V/m; Power Drift = 0.12 dB

Peak SAR (extrapolated) = 0.0640 W/kg

SAR(1 g) = 0.052 W/kg; SAR(10 g) = 0.042 W/kg

[Info: Interpolated medium parameters used for SAR evaluation.](#)

Maximum value of SAR (measured) = 0.0625 W/kg



LTE Band 5

Frequency: 829 MHz; Duty Cycle: 1:1; Room Ambient Temperature: 24.0°C; Liquid Temperature: 23.5°C
Medium parameters used (interpolated): $f = 829$ MHz; $\sigma = 0.97$ S/m; $\epsilon_r = 55.743$; $\rho = 1000$ kg/m³

DASY5 Configuration:

- Area Scan Setting - Find Secondary Maximum Within: 2.0 dB and with a peak SAR value greater than 0.0012W/kg
- Electronics: DAE4 Sn877; Calibrated: 2013/03/12
- Probe: EX3DV4 - SN3665; ConvF(9.82, 9.82, 9.82); Calibrated: 2013/05/07;
- Sensor-Surface: 1.4mm (Mechanical Surface Detection (Locations From Previous Scan Used)), Sensor-Surface: 1.4mm (Mechanical Surface Detection)
- Phantom: ELI 4.0; Type: QDOVA001BA; Serial: 1056

Rear/Rear Side/LTE Band 5/QPSK_RB 25,24/CH20450/Area Scan 2 (9x10x1): Measurement grid: dx=15mm, dy=15mm

[Info: Interpolated medium parameters used for SAR evaluation.](#)

Maximum value of SAR (measured) = 0.0689 W/kg

Rear/Rear Side/LTE Band 5/QPSK_RB 25,24/CH20450/Zoom Scan (5x5x7)/Cube 0:

Measurement grid: dx=8mm, dy=8mm, dz=5mm

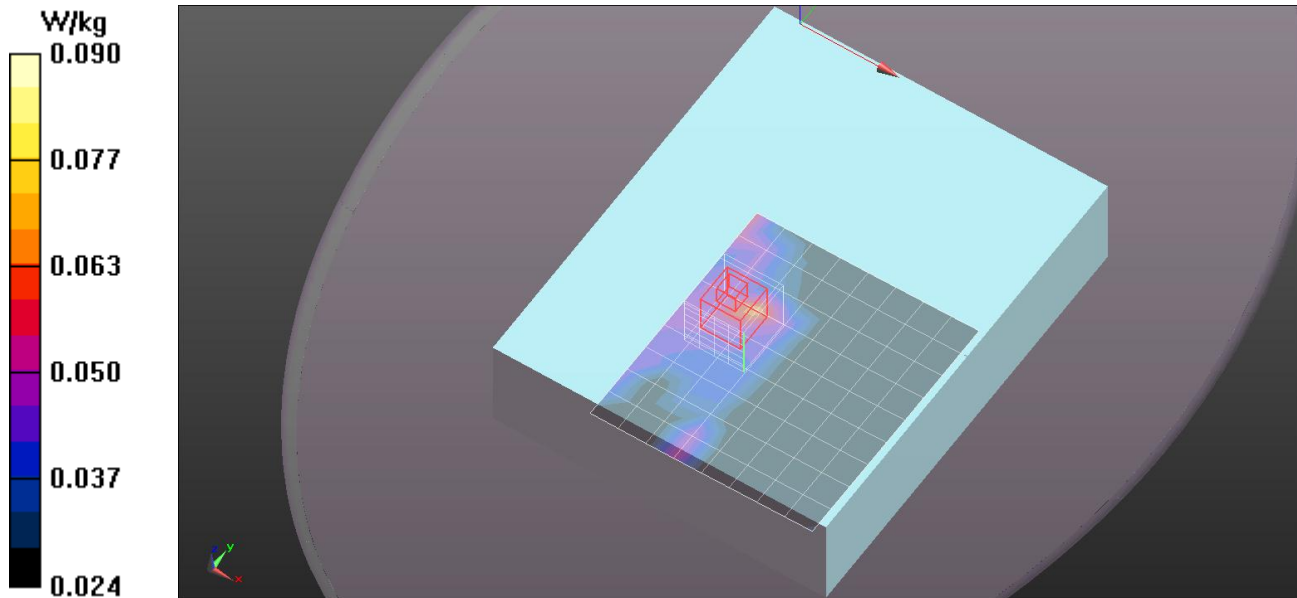
Reference Value = 6.873 V/m; Power Drift = 0.19 dB

Peak SAR (extrapolated) = 0.0670 W/kg

SAR(1 g) = 0.045 W/kg; SAR(10 g) = 0.034 W/kg

[Info: Interpolated medium parameters used for SAR evaluation.](#)

Maximum value of SAR (measured) = 0.0667 W/kg



LTE Band 13

Frequency: 782 MHz; Duty Cycle: 1:1; Room Ambient Temperature: 24.0°C; Liquid Temperature: 23.5°C
Medium parameters used: $f = 782.5$ MHz; $\sigma = 0.997$ S/m; $\epsilon_r = 53.772$; $\rho = 1000$ kg/m³

DASY5 Configuration:

- Area Scan Setting - Find Secondary Maximum Within: 2.0 dB and with a peak SAR value greater than 0.0012W/kg
- Electronics: DAE4 Sn877; Calibrated: 2013/03/12
- Probe: EX3DV4 - SN3665; ConvF(9.92, 9.92, 9.92); Calibrated: 2013/05/07;
- Sensor-Surface: 1.4mm (Mechanical Surface Detection)
- Phantom: ELI 4.0; Type: QDOVA001BA; Serial: 1056

Edge/Edge 4/LTE Band 13/QPSK_RB 1,24/CH23230/Area Scan (7x8x1): Measurement grid:

dx=15mm, dy=15mm

Maximum value of SAR (measured) = 0.0546 W/kg

Edge/Edge 4/LTE Band 13/QPSK_RB 1,24/CH23230/Zoom Scan (5x5x7)/Cube 0:

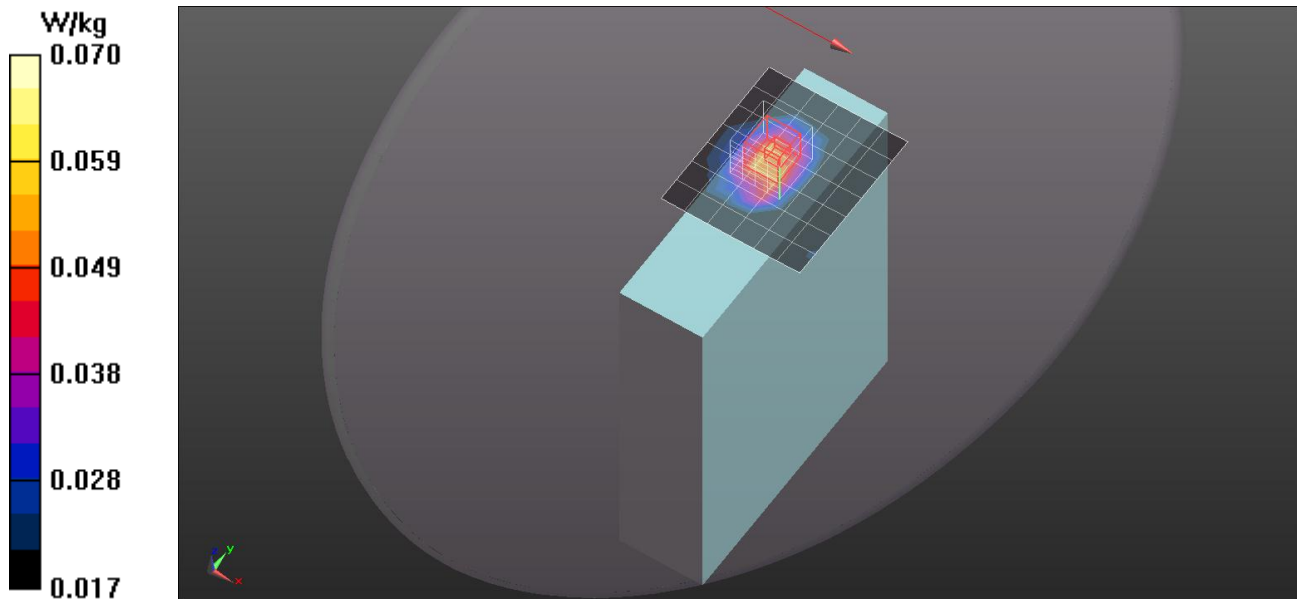
Measurement grid: dx=8mm, dy=8mm, dz=5mm

Reference Value = 7.705 V/m; Power Drift = 0.12 dB

Peak SAR (extrapolated) = 0.0950 W/kg

SAR(1 g) = 0.050 W/kg; SAR(10 g) = 0.036 W/kg

Maximum value of SAR (measured) = 0.0727 W/kg



LTE Band 13

Frequency: 782 MHz; Duty Cycle: 1:1; Room Ambient Temperature: 24.0°C; Liquid Temperature: 23.5°C
Medium parameters used: $f = 782.5$ MHz; $\sigma = 0.997$ S/m; $\epsilon_r = 53.772$; $\rho = 1000$ kg/m³

DASY5 Configuration:

- Area Scan Setting - Find Secondary Maximum Within: 2.0 dB and with a peak SAR value greater than 0.0012W/kg
- Electronics: DAE4 Sn877; Calibrated: 2013/03/12
- Probe: EX3DV4 - SN3665; ConvF(9.92, 9.92, 9.92); Calibrated: 2013/05/07;
- Sensor-Surface: 1.4mm (Mechanical Surface Detection (Locations From Previous Scan Used)), Sensor-Surface: 1.4mm (Mechanical Surface Detection)
- Phantom: ELI 4.0; Type: QDOVA001BA; Serial: 1056

Edge/Edge 4/LTE Band 13/QPSK_RB 25,12/CH23230/Area Scan (7x8x1): Measurement grid:

dx=15mm, dy=15mm

Maximum value of SAR (measured) = 0.0479 W/kg

Edge/Edge 4/LTE Band 13/QPSK_RB 25,12/CH23230/Zoom Scan (5x5x7)/Cube 0:

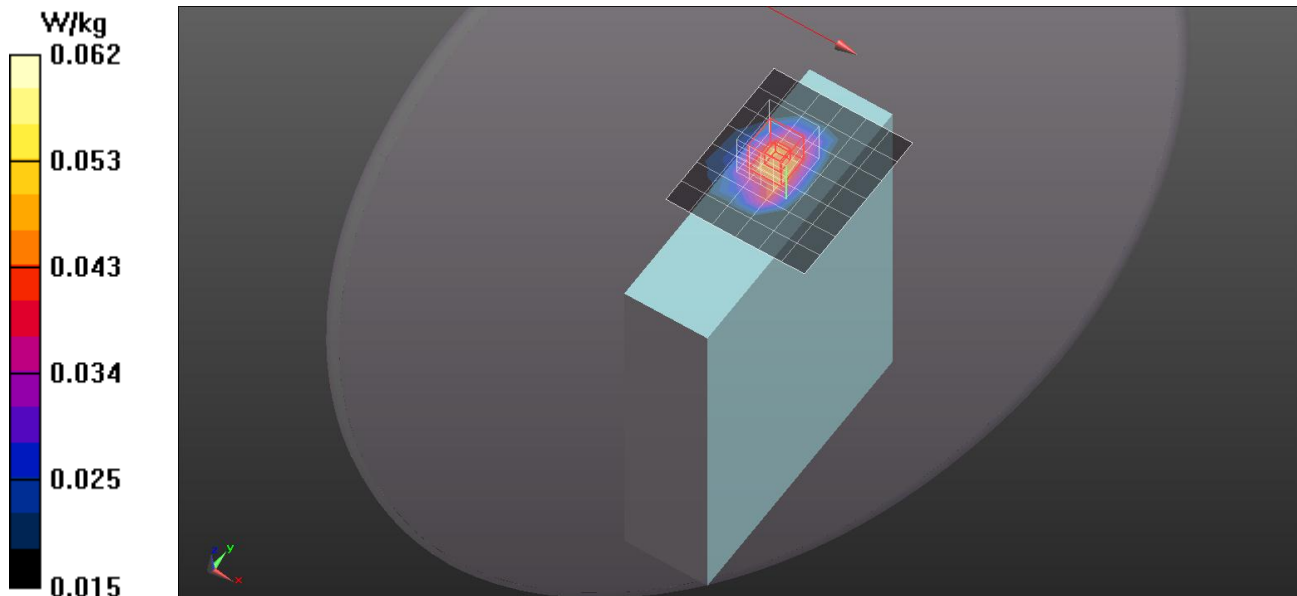
Measurement grid: dx=8mm, dy=8mm, dz=5mm

Reference Value = 6.862 V/m; Power Drift = 0.09 dB

Peak SAR (extrapolated) = 0.0740 W/kg

SAR(1 g) = 0.042 W/kg; SAR(10 g) = 0.031 W/kg

Maximum value of SAR (measured) = 0.0577 W/kg



LTE Band 13

Frequency: 782 MHz; Duty Cycle: 1:1; Room Ambient Temperature: 24.0°C; Liquid Temperature: 23.5°C

Medium parameters used: $f = 782.5$ MHz; $\sigma = 0.997$ S/m; $\epsilon_r = 53.772$; $\rho = 1000$ kg/m³

DASY5 Configuration:

- Area Scan Setting - Find Secondary Maximum Within: 2.0 dB and with a peak SAR value greater than 0.0012W/kg
- Electronics: DAE4 Sn877; Calibrated: 2013/03/12
- Probe: EX3DV4 - SN3665; ConvF(9.92, 9.92, 9.92); Calibrated: 2013/05/07;
- Sensor-Surface: 1.4mm (Mechanical Surface Detection)
- Phantom: ELI 4.0; Type: QDOVA001BA; Serial: 1056

Rear/Rear Side/LTE Band 13/QPSK_RB 1,24/CH23230/Area Scan (9x10x1): Measurement

grid: dx=15mm, dy=15mm

Maximum value of SAR (measured) = 0.0670 W/kg

Rear/Rear Side/LTE Band 13/QPSK_RB 1,24/CH23230/Zoom Scan (5x5x7)/Cube 0:

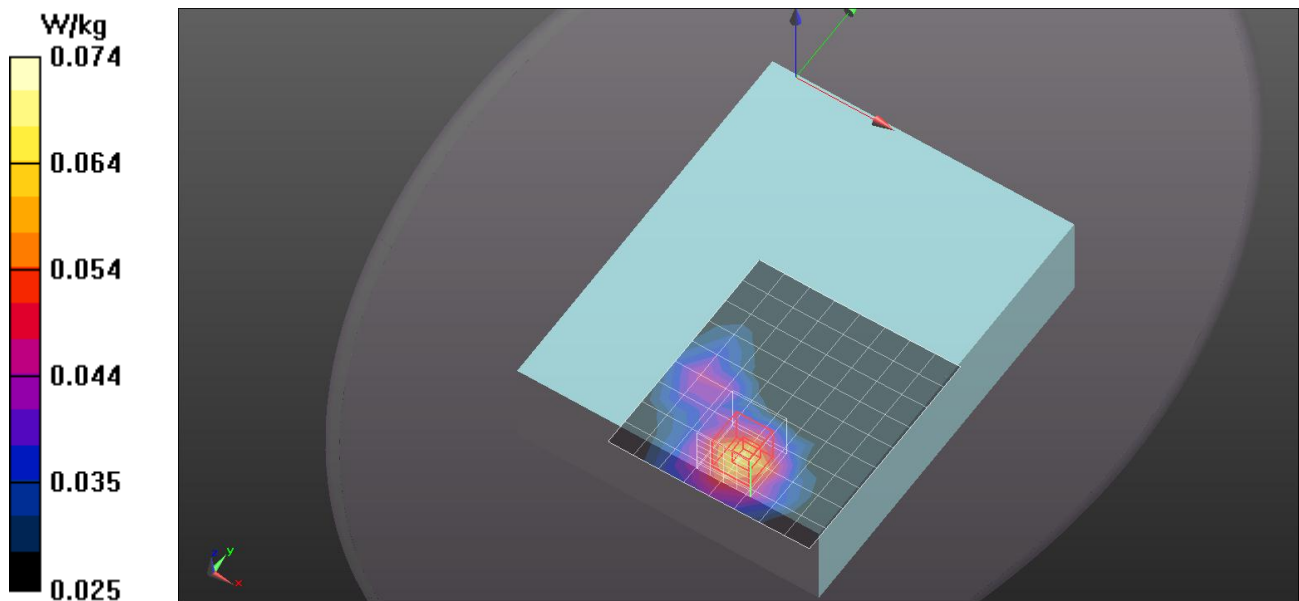
Measurement grid: dx=8mm, dy=8mm, dz=5mm

Reference Value = 4.807 V/m; Power Drift = 0.06 dB

Peak SAR (extrapolated) = 0.0800 W/kg

SAR(1 g) = 0.053 W/kg; SAR(10 g) = 0.041 W/kg

Maximum value of SAR (measured) = 0.0675 W/kg



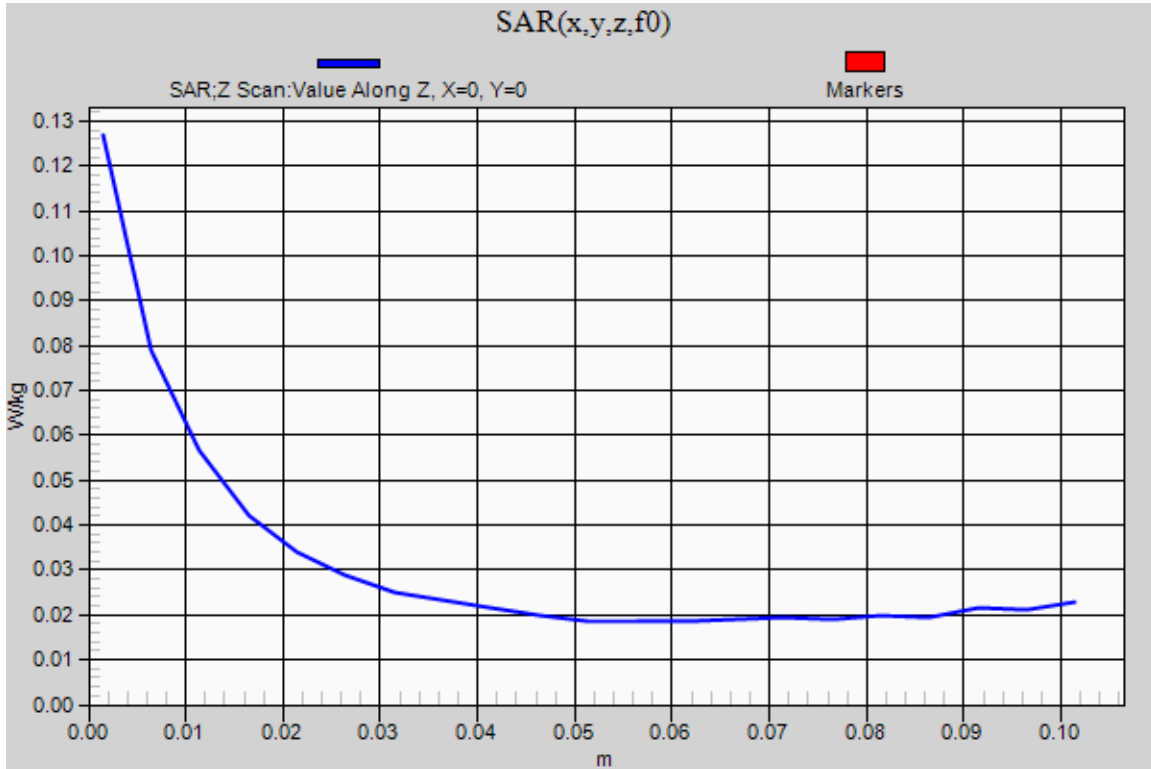
LTE Band 13

Frequency: 782 MHz; Duty Cycle: 1:1

Rear/Rear Side/LTE Band 13/QPSK_RB 1,24/CH23230/Z Scan (1x1x21): Measurement grid:

dx=20mm, dy=20mm, dz=5mm

Maximum value of SAR (measured) = 0.127 W/kg



LTE Band 13

Frequency: 782 MHz; Duty Cycle: 1:1; Room Ambient Temperature: 24.0°C; Liquid Temperature: 23.5°C

Medium parameters used: $f = 782.5 \text{ MHz}$; $\sigma = 0.997 \text{ S/m}$; $\epsilon_r = 53.772$; $\rho = 1000 \text{ kg/m}^3$

DASY5 Configuration:

- Area Scan Setting - Find Secondary Maximum Within: 2.0 dB and with a peak SAR value greater than 0.0012W/kg
- Electronics: DAE4 Sn877; Calibrated: 2013/03/12
- Probe: EX3DV4 - SN3665; ConvF(9.92, 9.92, 9.92); Calibrated: 2013/05/07;
- Sensor-Surface: 1.4mm (Mechanical Surface Detection)
- Phantom: ELI 4.0; Type: QDOVA001BA; Serial: 1056

Rear/Rear Side/LTE Band 13/QPSK_RB 25,12/CH23230/Area Scan (9x10x1): Measurement

grid: dx=15mm, dy=15mm

Maximum value of SAR (measured) = 0.0362 W/kg

Rear/Rear Side/LTE Band 13/QPSK_RB 25,12/CH23230/Zoom Scan (5x5x7)/Cube 0:

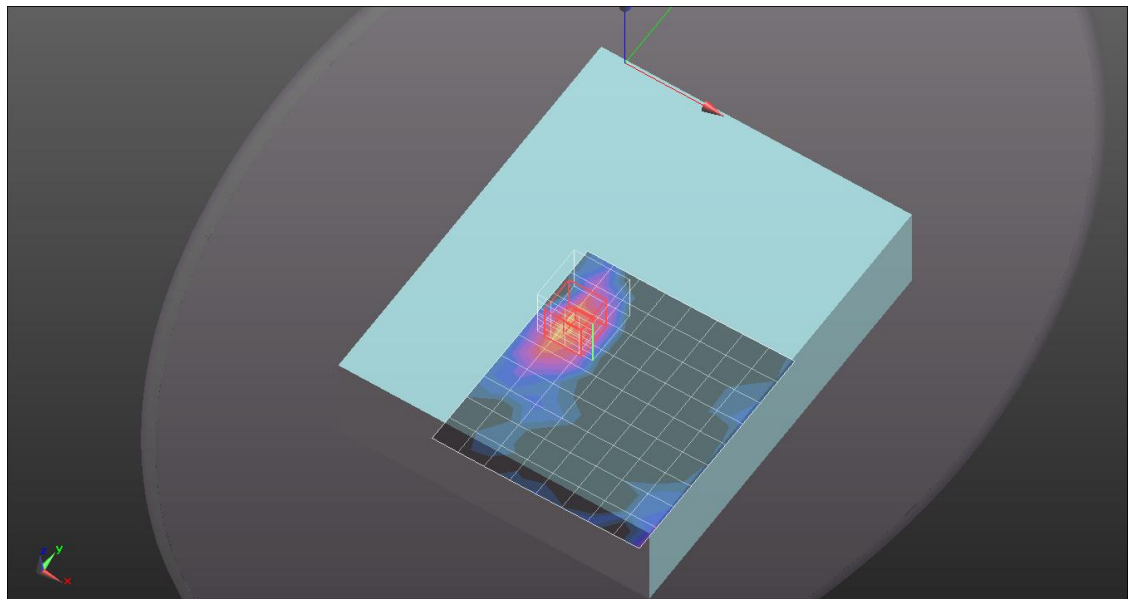
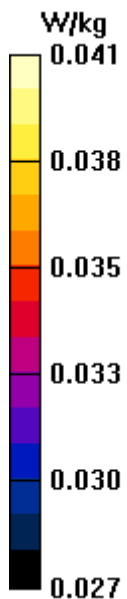
Measurement grid: dx=8mm, dy=8mm, dz=5mm

Reference Value = 5.909 V/m; Power Drift = -0.12 dB

Peak SAR (extrapolated) = 0.0380 W/kg

SAR(1 g) = 0.037 W/kg; SAR(10 g) = 0.035 W/kg

Maximum value of SAR (measured) = 0.0375 W/kg



LTE Band 17

Frequency: 710 MHz; Duty Cycle: 1:1; Room Ambient Temperature: 24.0°C; Liquid Temperature: 23.5°C
Medium parameters used (interpolated): $f = 710$ MHz; $\sigma = 0.912$ S/m; $\epsilon_r = 54.45$; $\rho = 1000$ kg/m³

DASY5 Configuration:

- Area Scan Setting - Find Secondary Maximum Within: 2.0 dB and with a peak SAR value greater than 0.0012W/kg
- Electronics: DAE4 Sn877; Calibrated: 2013/03/12
- Probe: EX3DV4 - SN3665; ConvF(9.92, 9.92, 9.92); Calibrated: 2013/05/07;
- Sensor-Surface: 1.4mm (Mechanical Surface Detection)
- Phantom: ELI 4.0; Type: QDOVA001BA; Serial: 1056

Edge/Edge 4/LTE Band 17/QPSK_RB 1,24/CH23790/Area Scan (7x8x1): Measurement grid:

dx=15mm, dy=15mm

[Info: Interpolated medium parameters used for SAR evaluation.](#)

Maximum value of SAR (measured) = 0.0424 W/kg

Edge/Edge 4/LTE Band 17/QPSK_RB 1,24/CH23790/Zoom Scan (5x5x7)/Cube 0:

Measurement grid: dx=8mm, dy=8mm, dz=5mm

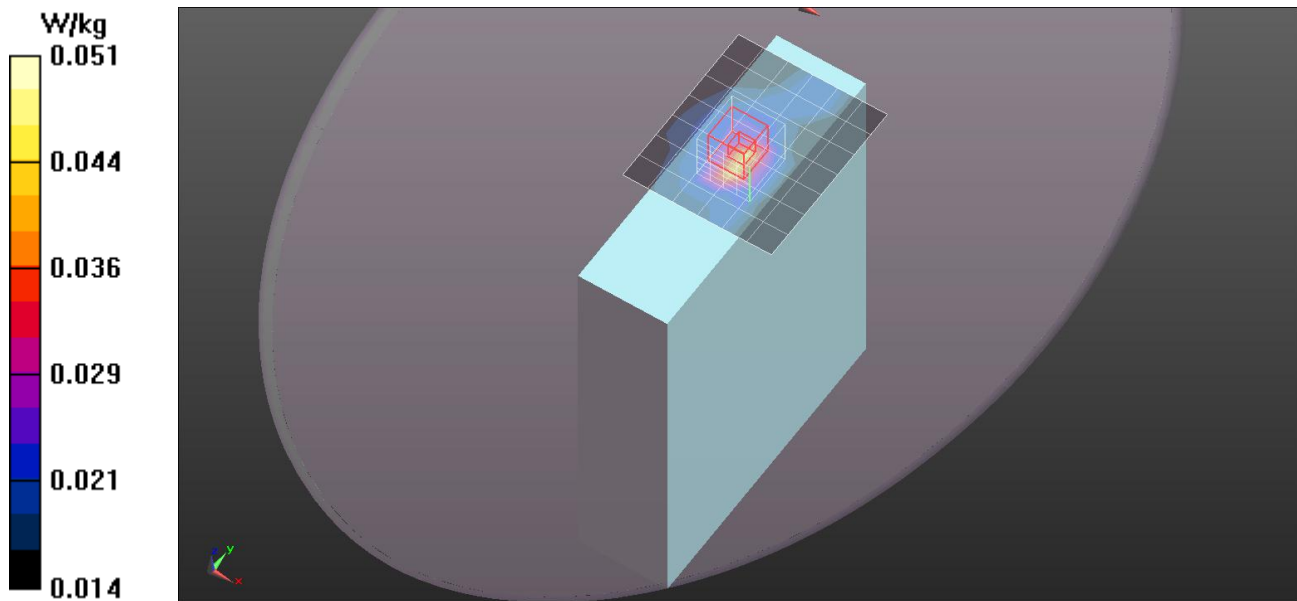
Reference Value = 7.589 V/m; Power Drift = -0.18 dB

Peak SAR (extrapolated) = 0.0730 W/kg

SAR(1 g) = 0.043 W/kg; SAR(10 g) = 0.028 W/kg

[Info: Interpolated medium parameters used for SAR evaluation.](#)

Maximum value of SAR (measured) = 0.0512 W/kg



LTE Band 17

Frequency: 710 MHz; Duty Cycle: 1:1; Room Ambient Temperature: 24.0°C; Liquid Temperature: 23.5°C
Medium parameters used (interpolated): $f = 710$ MHz; $\sigma = 0.912$ S/m; $\epsilon_r = 54.45$; $\rho = 1000$ kg/m³

DASY5 Configuration:

- Area Scan Setting - Find Secondary Maximum Within: 2.0 dB and with a peak SAR value greater than 0.0012W/kg
- Electronics: DAE4 Sn877; Calibrated: 2013/03/12
- Probe: EX3DV4 - SN3665; ConvF(9.92, 9.92, 9.92); Calibrated: 2013/05/07;
- Sensor-Surface: 1.4mm (Mechanical Surface Detection)
- Phantom: ELI 4.0; Type: QDOVA001BA; Serial: 1056

Edge/Edge 4/LTE Band 17/QPSK_RB 25,0/CH23790/Area Scan (7x8x1): Measurement grid:

dx=15mm, dy=15mm

[Info: Interpolated medium parameters used for SAR evaluation.](#)

Maximum value of SAR (measured) = 0.0465 W/kg

Edge/Edge 4/LTE Band 17/QPSK_RB 25,0/CH23790/Zoom Scan (5x5x7)/Cube 0:

Measurement grid: dx=8mm, dy=8mm, dz=5mm

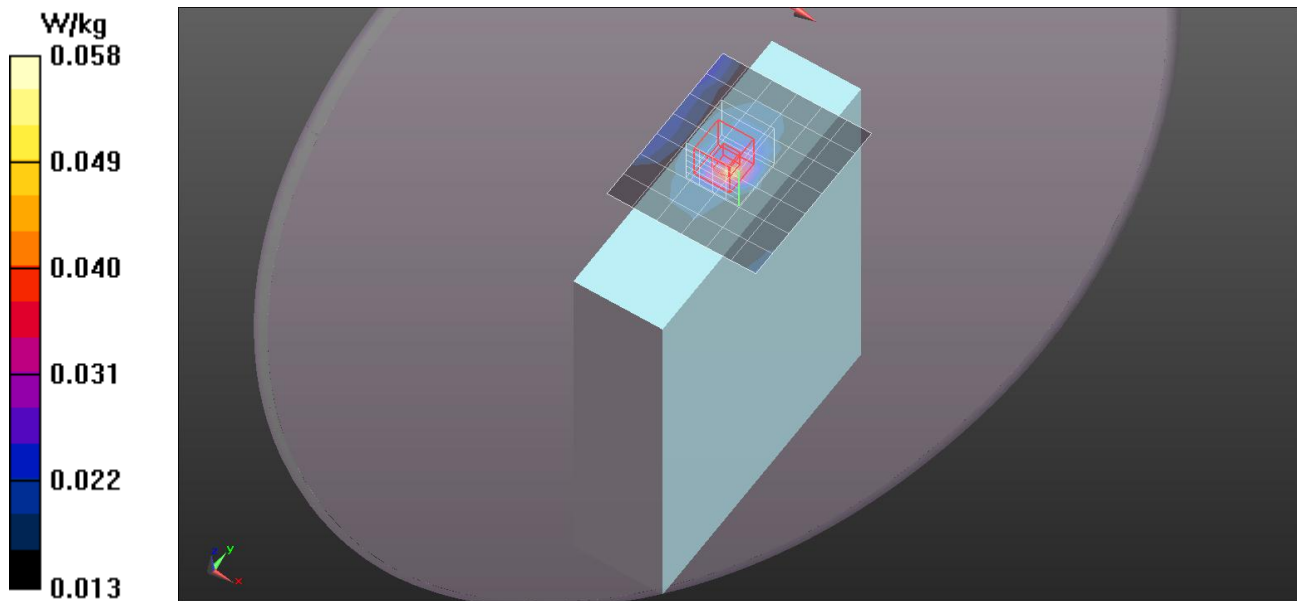
Reference Value = 6.619 V/m; Power Drift = -0.06 dB

Peak SAR (extrapolated) = 0.0590 W/kg

SAR(1 g) = 0.034 W/kg; SAR(10 g) = 0.025 W/kg

[Info: Interpolated medium parameters used for SAR evaluation.](#)

Maximum value of SAR (measured) = 0.0483 W/kg



LTE Band 17

Frequency: 710 MHz; Duty Cycle: 1:1; Room Ambient Temperature: 24.0°C; Liquid Temperature: 23.5°C
Medium parameters used (interpolated): $f = 710$ MHz; $\sigma = 0.912$ S/m; $\epsilon_r = 54.45$; $\rho = 1000$ kg/m³

DASY5 Configuration:

- Area Scan Setting - Find Secondary Maximum Within: 2.0 dB and with a peak SAR value greater than 0.0012W/kg
- Electronics: DAE4 Sn877; Calibrated: 2013/03/12
- Probe: EX3DV4 - SN3665; ConvF(9.92, 9.92, 9.92); Calibrated: 2013/05/07;
- Sensor-Surface: 1.4mm (Mechanical Surface Detection)
- Phantom: ELI 4.0; Type: QDOVA001BA; Serial: 1056

Rear/Rear Side/LTE Band 17/QPSK_RB 1,24/CH23790/Area Scan (9x10x1): Measurement grid: dx=15mm, dy=15mm

[Info: Interpolated medium parameters used for SAR evaluation.](#)

Maximum value of SAR (measured) = 0.0535 W/kg

Rear/Rear Side/LTE Band 17/QPSK_RB 1,24/CH23790/Zoom Scan (5x5x7)/Cube 0:

Measurement grid: dx=8mm, dy=8mm, dz=5mm

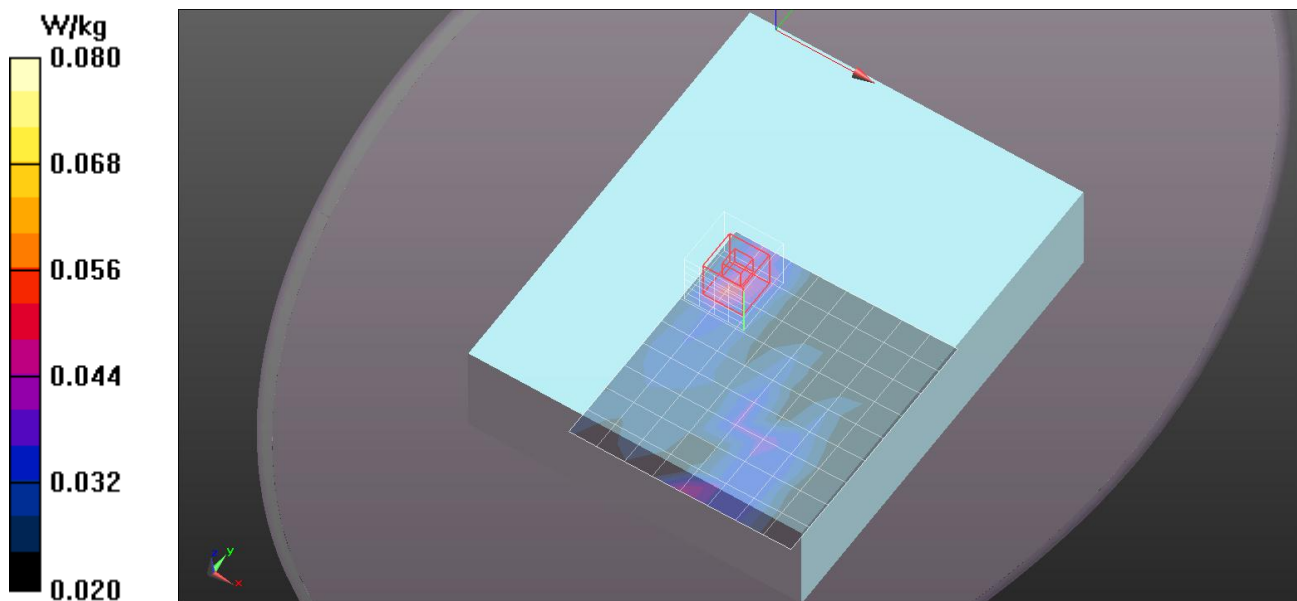
Reference Value = 4.835 V/m; Power Drift = 0.11 dB

Peak SAR (extrapolated) = 0.0670 W/kg

SAR(1 g) = 0.053 W/kg; SAR(10 g) = 0.039 W/kg

[Info: Interpolated medium parameters used for SAR evaluation.](#)

Maximum value of SAR (measured) = 0.0579 W/kg



LTE Band 17

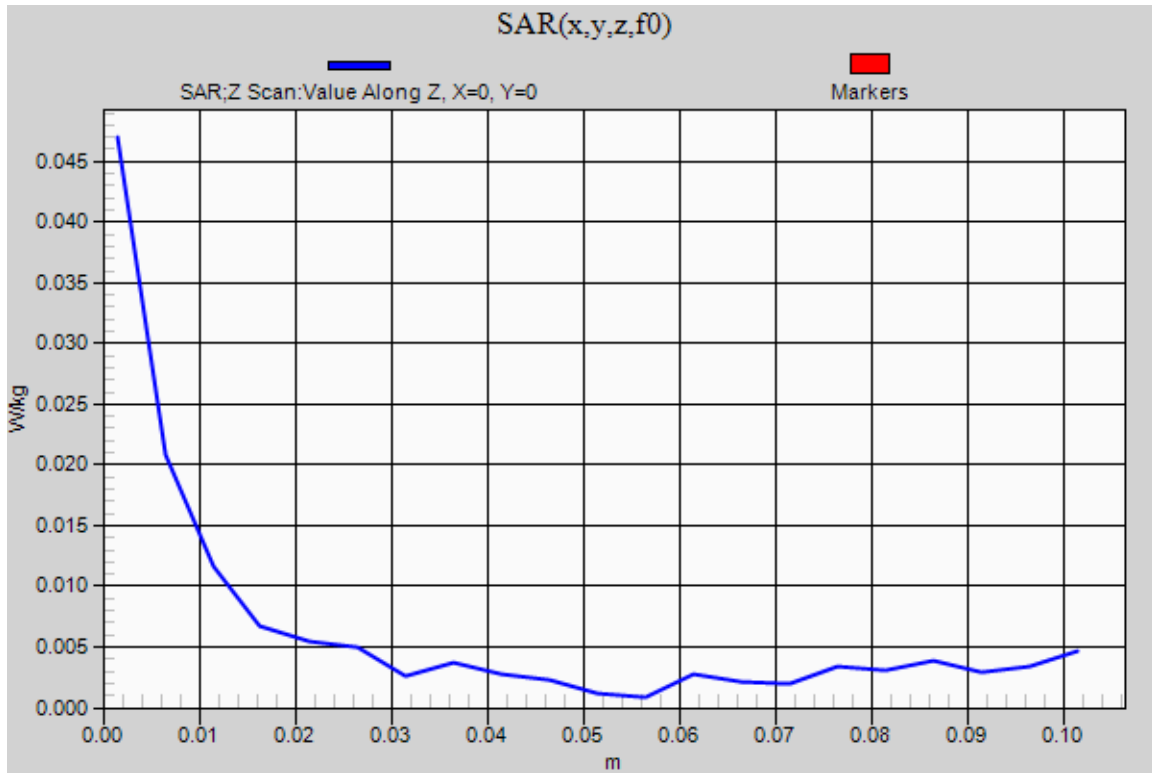
Frequency: 710 MHz; Duty Cycle: 1:1

Rear/Rear Side/LTE Band 17/QPSK_RB 1,24/CH23790/Z Scan (1x1x21): Measurement grid:

dx=20mm, dy=20mm, dz=5mm

Info: [Interpolated medium parameters used for SAR evaluation.](#)

Maximum value of SAR (measured) = 0.0470 W/kg



LTE Band 17

Frequency: 710 MHz; Duty Cycle: 1:1; Room Ambient Temperature: 24.0°C; Liquid Temperature: 23.5°C
Medium parameters used (interpolated): $f = 710$ MHz; $\sigma = 0.912$ S/m; $\epsilon_r = 54.45$; $\rho = 1000$ kg/m³

DASY5 Configuration:

- Area Scan Setting - Find Secondary Maximum Within: 2.0 dB and with a peak SAR value greater than 0.0012W/kg
- Electronics: DAE4 Sn877; Calibrated: 2013/03/12
- Probe: EX3DV4 - SN3665; ConvF(9.92, 9.92, 9.92); Calibrated: 2013/05/07;
- Sensor-Surface: 1.4mm (Mechanical Surface Detection (Locations From Previous Scan Used)), Sensor-Surface: 1.4mm (Mechanical Surface Detection)
- Phantom: ELI 4.0; Type: QDOVA001BA; Serial: 1056

Rear/Rear Side/LTE Band 17/QPSK_RB 25,0/CH23790/Area Scan (9x10x1): Measurement grid: dx=15mm, dy=15mm

[Info: Interpolated medium parameters used for SAR evaluation.](#)

Maximum value of SAR (measured) = 0.0565 W/kg

Rear/Rear Side/LTE Band 17/QPSK_RB 25,0/CH23790/Zoom Scan (5x5x7)/Cube 0:

Measurement grid: dx=8mm, dy=8mm, dz=5mm


Reference Value = 5.094 V/m; Power Drift = 0.15 dB

Peak SAR (extrapolated) = 0.0600 W/kg

SAR(1 g) = 0.035 W/kg; SAR(10 g) = 0.031 W/kg

[Info: Interpolated medium parameters used for SAR evaluation.](#)

Maximum value of SAR (measured) = 0.0567 W/kg



LTE Band 25

Frequency: 1882.5 MHz; Duty Cycle: 1:1; Room Ambient Temperature: 24.0°C; Liquid Temperature: 23.5°C
Medium parameters used (interpolated): $f = 1882.5$ MHz; $\sigma = 1.488$ S/m; $\epsilon_r = 51.6$; $\rho = 1000$ kg/m³

DASY5 Configuration:

- Area Scan Setting - Find Secondary Maximum Within: 2.0 dB and with a peak SAR value greater than 0.0012W/kg
- Electronics: DAE4 Sn877; Calibrated: 2013/03/12
- Probe: EX3DV4 - SN3665; ConvF(7.75, 7.75, 7.75); Calibrated: 2013/05/07;
- Sensor-Surface: 1.4mm (Mechanical Surface Detection)
- Phantom: ELI 4.0; Type: QDOVA001BA; Serial: 1056

Edge/Edge 4/LTE Band 25/QPSK_RB 1,0/CH26365/Area Scan (7x8x1): Measurement grid:

dx=15mm, dy=15mm

[Info: Interpolated medium parameters used for SAR evaluation.](#)

Maximum value of SAR (measured) = 1.42 W/kg

Edge/Edge 4/LTE Band 25/QPSK_RB 1,0/CH26365/Zoom Scan (5x5x7)/Cube 0:

Measurement grid: dx=8mm, dy=8mm, dz=5mm

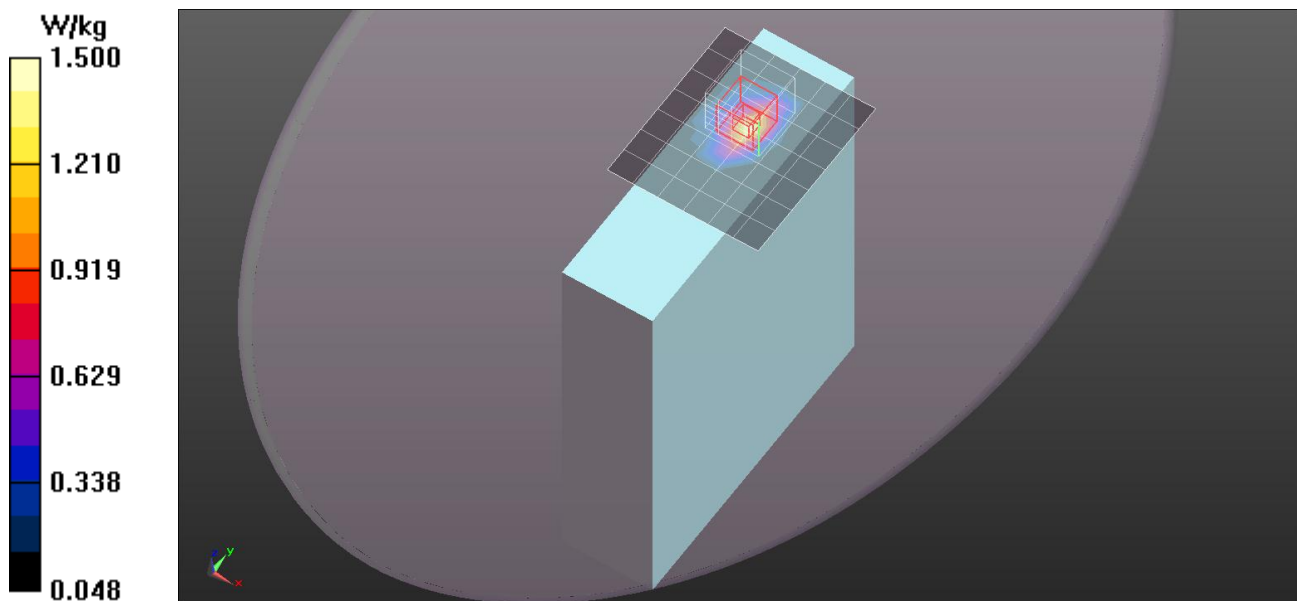
Reference Value = 10.085 V/m; Power Drift = 0.02 dB

Peak SAR (extrapolated) = 1.82 W/kg

SAR(1 g) = 1.03 W/kg; SAR(10 g) = 0.542 W/kg

[Info: Interpolated medium parameters used for SAR evaluation.](#)

Maximum value of SAR (measured) = 1.50 W/kg



LTE Band 25

Frequency: 1860 MHz; Duty Cycle: 1:1; Room Ambient Temperature: 24.0°C; Liquid Temperature: 23.5°C
Medium parameters used (interpolated): $f = 1860$ MHz; $\sigma = 1.467$ S/m; $\epsilon_r = 51.678$; $\rho = 1000$ kg/m³

DASY5 Configuration:

- Area Scan Setting - Find Secondary Maximum Within: 2.0 dB and with a peak SAR value greater than 0.0012W/kg
- Electronics: DAE4 Sn877; Calibrated: 2013/03/12
- Probe: EX3DV4 - SN3665; ConvF(7.75, 7.75, 7.75); Calibrated: 2013/05/07;
- Sensor-Surface: 1.4mm (Mechanical Surface Detection (Locations From Previous Scan Used)), Sensor-Surface: 1.4mm (Mechanical Surface Detection)
- Phantom: ELI 4.0; Type: QDOVA001BA; Serial: 1056

Edge/Edge 4/LTE Band 25/QPSK_RB 1,0/CH26140/Area Scan (7x8x1): Measurement grid:

dx=15mm, dy=15mm

[Info: Interpolated medium parameters used for SAR evaluation.](#)

Maximum value of SAR (measured) = 1.37 W/kg

Edge/Edge 4/LTE Band 25/QPSK_RB 1,0/CH26140/Zoom Scan (5x5x7)/Cube 0:

Measurement grid: dx=8mm, dy=8mm, dz=5mm

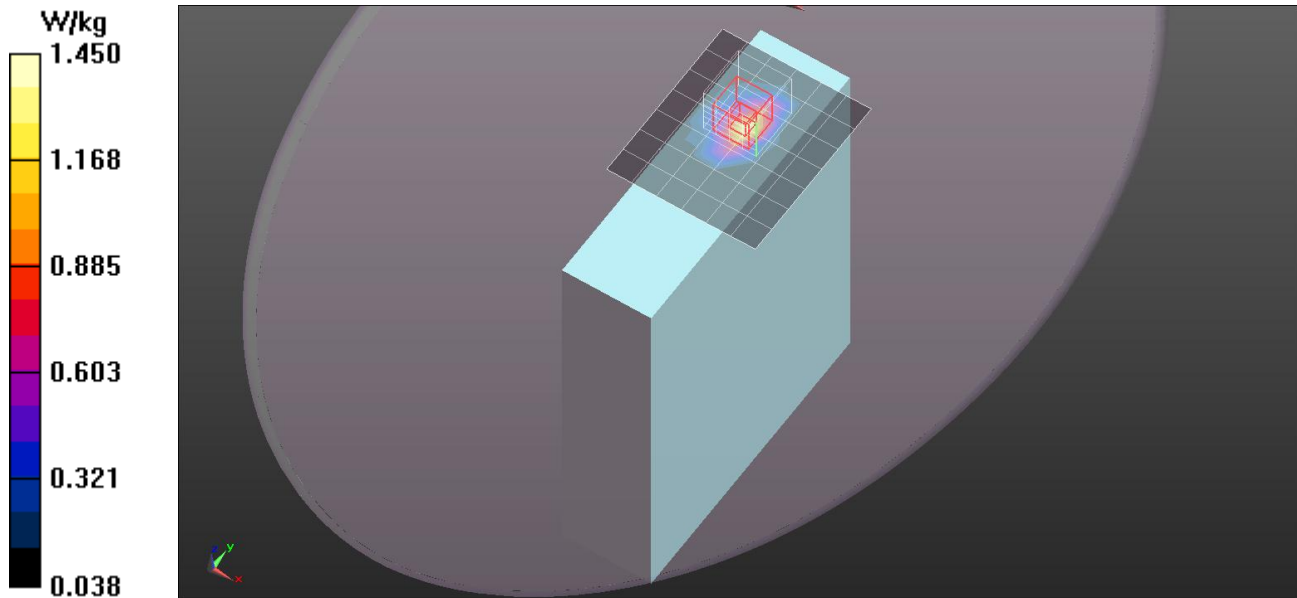
Reference Value = 9.688 V/m; Power Drift = -0.13 dB

Peak SAR (extrapolated) = 1.75 W/kg

SAR(1 g) = 1.000 W/kg; SAR(10 g) = 0.523 W/kg

[Info: Interpolated medium parameters used for SAR evaluation.](#)

Maximum value of SAR (measured) = 1.45 W/kg



LTE Band 25

Frequency: 1905 MHz; Duty Cycle: 1:1; Room Ambient Temperature: 24.0°C; Liquid Temperature: 23.5°C
Medium parameters used (interpolated): $f = 1905$ MHz; $\sigma = 1.509$ S/m; $\epsilon_r = 51.479$; $\rho = 1000$ kg/m³

DASY5 Configuration:

- Area Scan Setting - Find Secondary Maximum Within: 2.0 dB and with a peak SAR value greater than 0.0012W/kg
- Electronics: DAE4 Sn877; Calibrated: 2013/03/12
- Probe: EX3DV4 - SN3665; ConvF(7.75, 7.75, 7.75); Calibrated: 2013/05/07;
- Sensor-Surface: 1.4mm (Mechanical Surface Detection)
- Phantom: ELI 4.0; Type: QDOVA001BA; Serial: 1056

Edge/Edge 4/LTE Band 25/QPSK_RB 1,0/CH26590/Area Scan (7x8x1): Measurement grid:

dx=15mm, dy=15mm

[Info: Interpolated medium parameters used for SAR evaluation.](#)

Maximum value of SAR (measured) = 1.42 W/kg

Edge/Edge 4/LTE Band 25/QPSK_RB 1,0/CH26590/Zoom Scan (5x5x7)/Cube 0:

Measurement grid: dx=8mm, dy=8mm, dz=5mm

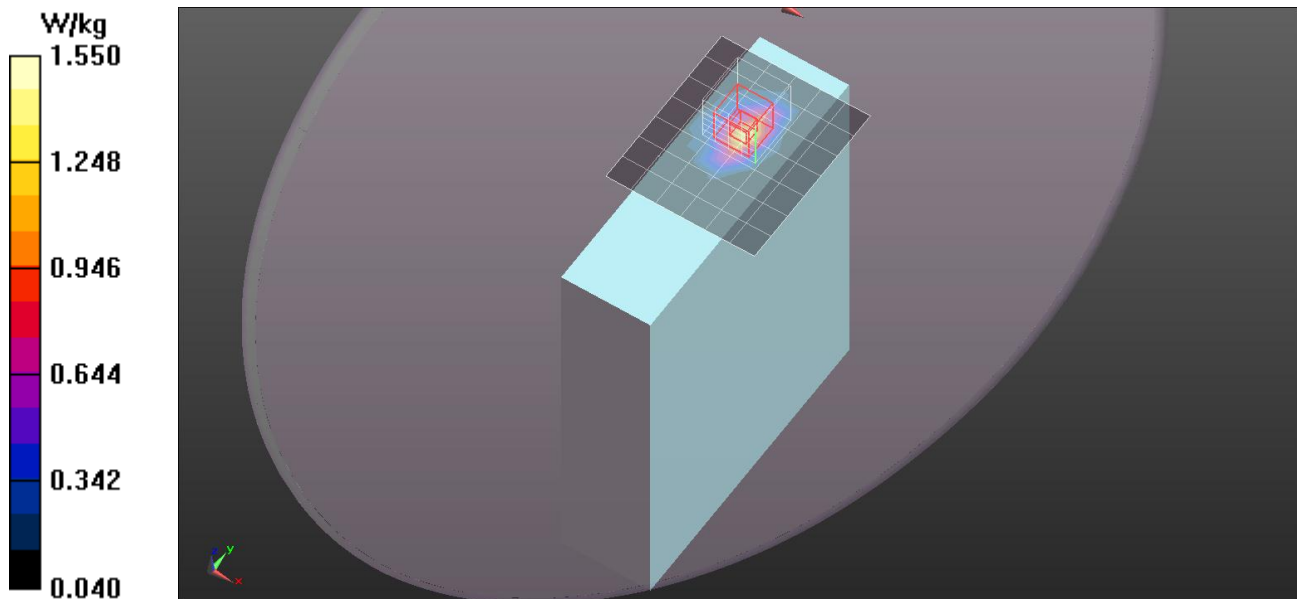
Reference Value = 10.438 V/m; Power Drift = -0.09 dB

Peak SAR (extrapolated) = 1.85 W/kg

SAR(1 g) = 1.04 W/kg; SAR(10 g) = 0.535 W/kg

[Info: Interpolated medium parameters used for SAR evaluation.](#)

Maximum value of SAR (measured) = 1.55 W/kg



LTE Band 25

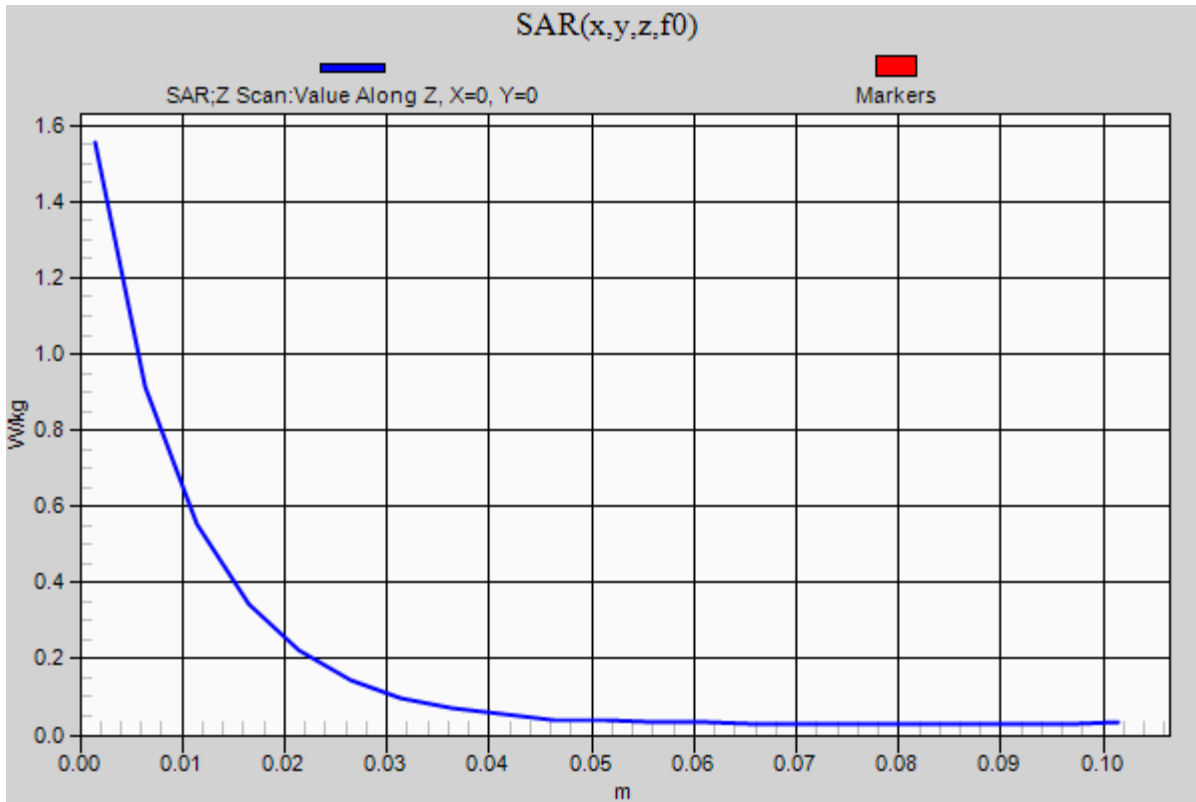
Frequency: 1905 MHz; Duty Cycle: 1:1

Edge/Edge 4/LTE Band 25/QPSK_RB 1,0/CH26590/Z Scan (1x1x21): Measurement grid:

dx=20mm, dy=20mm, dz=5mm

Info: [Interpolated medium parameters used for SAR evaluation.](#)

Maximum value of SAR (measured) = 1.56 W/kg



LTE Band 25

Frequency: 1882.5 MHz; Duty Cycle: 1:1; Room Ambient Temperature: 24.0°C; Liquid Temperature: 23.5°C
 Medium parameters used (interpolated): $f = 1882.5$ MHz; $\sigma = 1.488$ S/m; $\epsilon_r = 51.6$; $\rho = 1000$ kg/m³

DASY5 Configuration:

- Area Scan Setting - Find Secondary Maximum Within: 2.0 dB and with a peak SAR value greater than 0.0012W/kg
- Electronics: DAE4 Sn877; Calibrated: 2013/03/12
- Probe: EX3DV4 - SN3665; ConvF(7.75, 7.75, 7.75); Calibrated: 2013/05/07;
- Sensor-Surface: 1.4mm (Mechanical Surface Detection (Locations From Previous Scan Used)), Sensor-Surface: 1.4mm (Mechanical Surface Detection)
- Phantom: ELI 4.0; Type: QDOVA001BA; Serial: 1056

Edge/Edge 4/LTE Band 25/QPSK_RB 50,0/CH26365/Area Scan (7x8x1): Measurement grid:
 dx=15mm, dy=15mm

[Info: Interpolated medium parameters used for SAR evaluation.](#)

Maximum value of SAR (measured) = 1.09 W/kg

Edge/Edge 4/LTE Band 25/QPSK_RB 50,0/CH26365/Zoom Scan (5x5x7)/Cube 0:

Measurement grid: dx=8mm, dy=8mm, dz=5mm

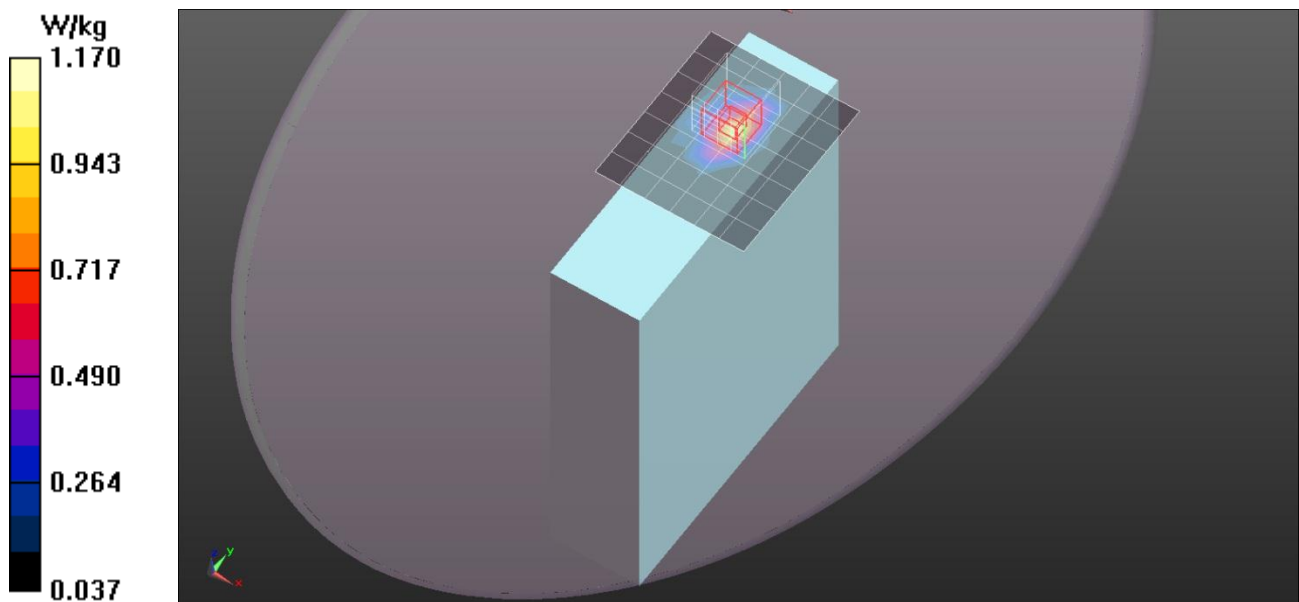
Reference Value = 9.133 V/m; Power Drift = 0.14 dB

Peak SAR (extrapolated) = 1.42 W/kg

SAR(1 g) = 0.793 W/kg; SAR(10 g) = 0.414 W/kg

[Info: Interpolated medium parameters used for SAR evaluation.](#)

Maximum value of SAR (measured) = 1.17 W/kg



LTE Band 25

Frequency: 1860 MHz; Duty Cycle: 1:1; Room Ambient Temperature: 24.0°C; Liquid Temperature: 23.5°C
Medium parameters used (interpolated): $f = 1860$ MHz; $\sigma = 1.467$ S/m; $\epsilon_r = 51.678$; $\rho = 1000$ kg/m³

DASY5 Configuration:

- Area Scan Setting - Find Secondary Maximum Within: 2.0 dB and with a peak SAR value greater than 0.0012W/kg
- Electronics: DAE4 Sn877; Calibrated: 2013/03/12
- Probe: EX3DV4 - SN3665; ConvF(7.75, 7.75, 7.75); Calibrated: 2013/05/07;
- Sensor-Surface: 1.4mm (Mechanical Surface Detection (Locations From Previous Scan Used)), Sensor-Surface: 1.4mm (Mechanical Surface Detection)
- Phantom: ELI 4.0; Type: QDOVA001BA; Serial: 1056

Edge/Edge 4/LTE Band 25/QPSK_RB 50,0/CH26140/Area Scan (7x8x1): Measurement grid:
dx=15mm, dy=15mm

[Info: Interpolated medium parameters used for SAR evaluation.](#)

Maximum value of SAR (measured) = 1.01 W/kg

Edge/Edge 4/LTE Band 25/QPSK_RB 50,0/CH26140/Zoom Scan (5x5x7)/Cube 0:

Measurement grid: dx=8mm, dy=8mm, dz=5mm

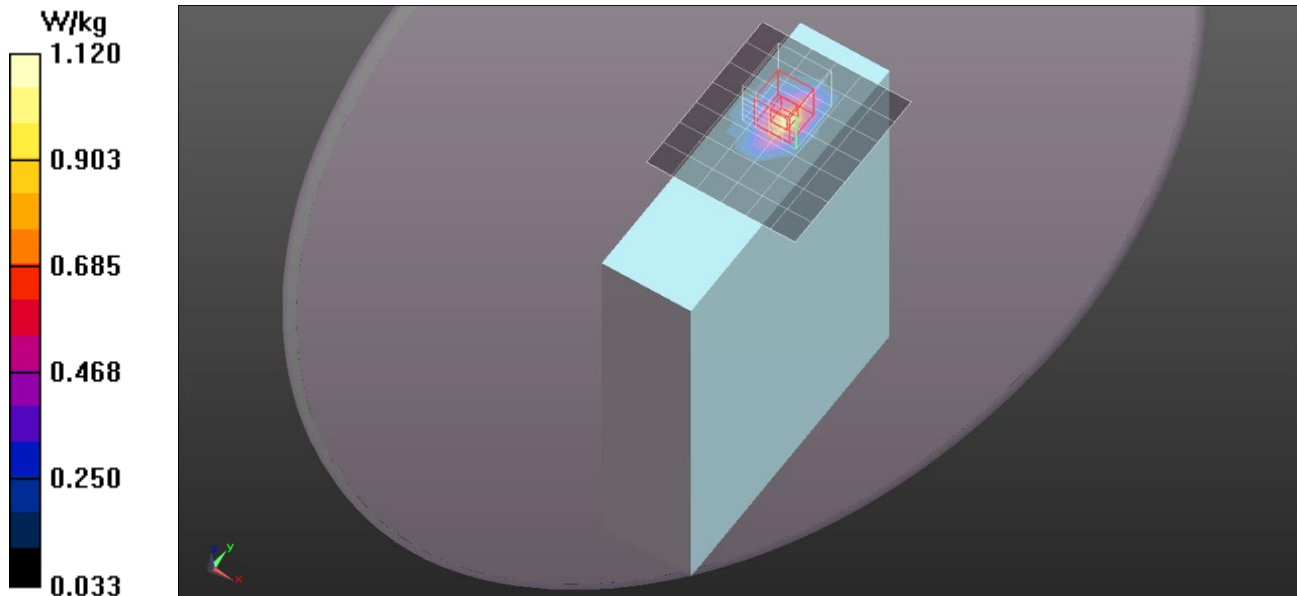
Reference Value = 8.485 V/m; Power Drift = 0.15 dB

Peak SAR (extrapolated) = 1.35 W/kg

SAR(1 g) = 0.755 W/kg; SAR(10 g) = 0.396 W/kg

[Info: Interpolated medium parameters used for SAR evaluation.](#)

Maximum value of SAR (measured) = 1.12 W/kg



LTE Band 25

Frequency: 1905 MHz; Duty Cycle: 1:1; Room Ambient Temperature: 24.0°C; Liquid Temperature: 23.5°C
Medium parameters used (interpolated): $f = 1905$ MHz; $\sigma = 1.509$ S/m; $\epsilon_r = 51.479$; $\rho = 1000$ kg/m³

DASY5 Configuration:

- Area Scan Setting - Find Secondary Maximum Within: 2.0 dB and with a peak SAR value greater than 0.0012W/kg
- Electronics: DAE4 Sn877; Calibrated: 2013/03/12
- Probe: EX3DV4 - SN3665; ConvF(7.75, 7.75, 7.75); Calibrated: 2013/05/07;
- Sensor-Surface: 1.4mm (Mechanical Surface Detection (Locations From Previous Scan Used)), Sensor-Surface: 1.4mm (Mechanical Surface Detection)
- Phantom: ELI 4.0; Type: QDOVA001BA; Serial: 1056

Edge/Edge 4/LTE Band 25/QPSK_RB 50,0/CH26590/Area Scan (7x8x1): Measurement grid:
dx=15mm, dy=15mm

[Info: Interpolated medium parameters used for SAR evaluation.](#)

Maximum value of SAR (measured) = 1.15 W/kg

Edge/Edge 4/LTE Band 25/QPSK_RB 50,0/CH26590/Zoom Scan (5x5x7)/Cube 0:

Measurement grid: dx=8mm, dy=8mm, dz=5mm

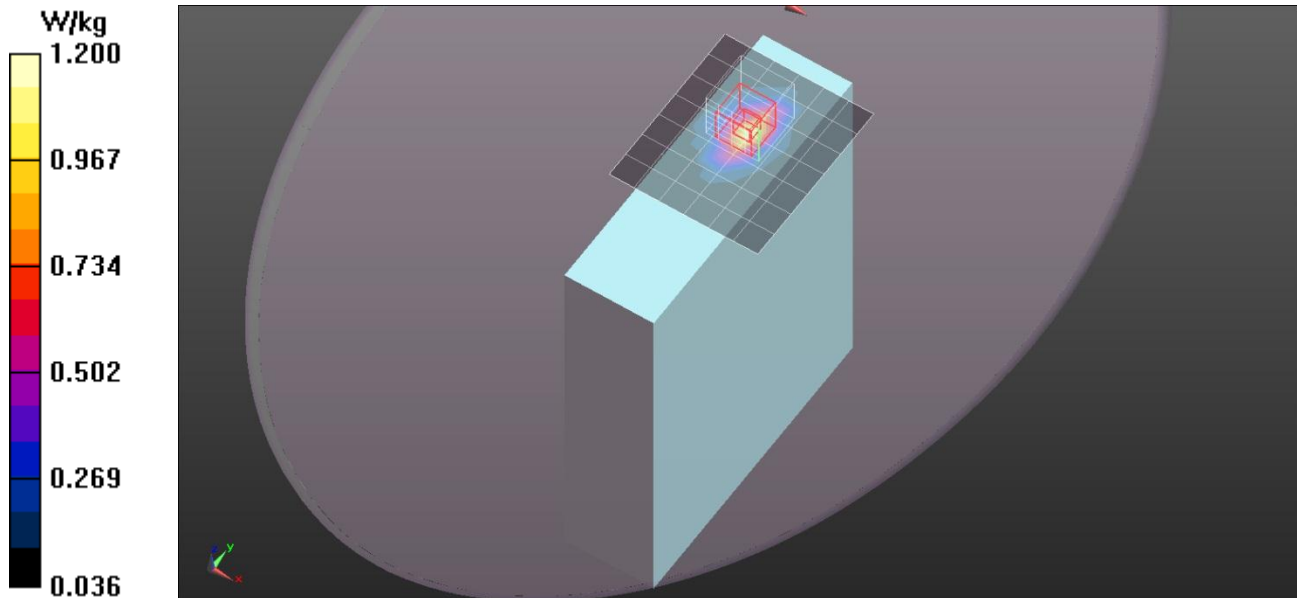
Reference Value = 9.646 V/m; Power Drift = 0.12 dB

Peak SAR (extrapolated) = 1.45 W/kg

SAR(1 g) = 0.813 W/kg; SAR(10 g) = 0.421 W/kg

[Info: Interpolated medium parameters used for SAR evaluation.](#)

Maximum value of SAR (measured) = 1.20 W/kg



LTE Band 25

Frequency: 1882.5 MHz; Duty Cycle: 1:1; Room Ambient Temperature: 24.0°C; Liquid Temperature: 23.5°C
 Medium parameters used (interpolated): $f = 1882.5$ MHz; $\sigma = 1.488$ S/m; $\epsilon_r = 51.6$; $\rho = 1000$ kg/m³

DASY5 Configuration:

- Area Scan Setting - Find Secondary Maximum Within: 2.0 dB and with a peak SAR value greater than 0.0012W/kg
- Electronics: DAE4 Sn877; Calibrated: 2013/03/12
- Probe: EX3DV4 - SN3665; ConvF(7.75, 7.75, 7.75); Calibrated: 2013/05/07;
- Sensor-Surface: 1.4mm (Mechanical Surface Detection (Locations From Previous Scan Used)), Sensor-Surface: 1.4mm (Mechanical Surface Detection)
- Phantom: ELI 4.0; Type: QDOVA001BA; Serial: 1056

Edge/Edge 4/LTE Band 25/QPSK_RB 100,0/CH26365/Area Scan (7x8x1): Measurement grid:
 dx=15mm, dy=15mm

[Info: Interpolated medium parameters used for SAR evaluation.](#)

Maximum value of SAR (measured) = 1.09 W/kg

Edge/Edge 4/LTE Band 25/QPSK_RB 100,0/CH26365/Zoom Scan (5x5x7)/Cube 0:

Measurement grid: dx=8mm, dy=8mm, dz=5mm


Reference Value = 9.235 V/m; Power Drift = -0.03 dB

Peak SAR (extrapolated) = 1.46 W/kg

SAR(1 g) = 0.800 W/kg; SAR(10 g) = 0.413 W/kg

[Info: Interpolated medium parameters used for SAR evaluation.](#)

Maximum value of SAR (measured) = 1.20 W/kg



LTE Band 25

Frequency: 1860 MHz; Duty Cycle: 1:1; Room Ambient Temperature: 24.0°C; Liquid Temperature: 23.5°C
Medium parameters used (interpolated): $f = 1860$ MHz; $\sigma = 1.467$ S/m; $\epsilon_r = 51.678$; $\rho = 1000$ kg/m³

DASY5 Configuration:

- Area Scan Setting - Find Secondary Maximum Within: 2.0 dB and with a peak SAR value greater than 0.0012W/kg
- Electronics: DAE4 Sn877; Calibrated: 2013/03/12
- Probe: EX3DV4 - SN3665; ConvF(7.75, 7.75, 7.75); Calibrated: 2013/05/07;
- Sensor-Surface: 1.4mm (Mechanical Surface Detection (Locations From Previous Scan Used)), Sensor-Surface: 1.4mm (Mechanical Surface Detection)
- Phantom: ELI 4.0; Type: QDOVA001BA; Serial: 1056

Edge/Edge 4/LTE Band 25/QPSK_RB 100,0/CH26140/Area Scan (7x8x1): Measurement grid:
dx=15mm, dy=15mm

[Info: Interpolated medium parameters used for SAR evaluation.](#)

Maximum value of SAR (measured) = 1.03 W/kg

Edge/Edge 4/LTE Band 25/QPSK_RB 100,0/CH26140/Zoom Scan (5x5x7)/Cube 0:

Measurement grid: dx=8mm, dy=8mm, dz=5mm

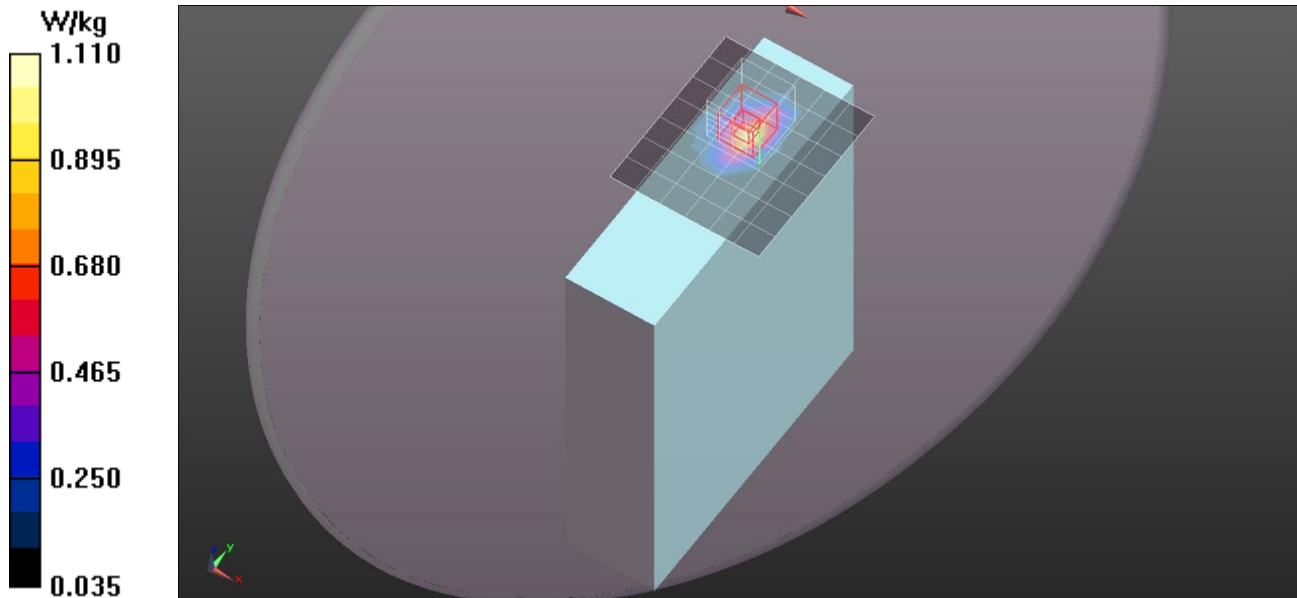
Reference Value = 8.605 V/m; Power Drift = 0.11 dB

Peak SAR (extrapolated) = 1.37 W/kg

SAR(1 g) = 0.764 W/kg; SAR(10 g) = 0.404 W/kg

[Info: Interpolated medium parameters used for SAR evaluation.](#)

Maximum value of SAR (measured) = 1.11 W/kg



LTE Band 25

Frequency: 1905 MHz; Duty Cycle: 1:1; Room Ambient Temperature: 24.0°C; Liquid Temperature: 23.5°C
Medium parameters used (interpolated): $f = 1905$ MHz; $\sigma = 1.509$ S/m; $\epsilon_r = 51.479$; $\rho = 1000$ kg/m³

DASY5 Configuration:

- Area Scan Setting - Find Secondary Maximum Within: 2.0 dB and with a peak SAR value greater than 0.0012W/kg
- Electronics: DAE4 Sn877; Calibrated: 2013/03/12
- Probe: EX3DV4 - SN3665; ConvF(7.75, 7.75, 7.75); Calibrated: 2013/05/07;
- Sensor-Surface: 1.4mm (Mechanical Surface Detection)
- Phantom: ELI 4.0; Type: QDOVA001BA; Serial: 1056

Edge/Edge 4/LTE Band 25/QPSK_RB 100,0/CH26590/Area Scan (7x8x1): Measurement grid:

dx=15mm, dy=15mm

[Info: Interpolated medium parameters used for SAR evaluation.](#)

Maximum value of SAR (measured) = 1.12 W/kg

Edge/Edge 4/LTE Band 25/QPSK_RB 100,0/CH26590/Zoom Scan (5x5x7)/Cube 0:

Measurement grid: dx=8mm, dy=8mm, dz=5mm

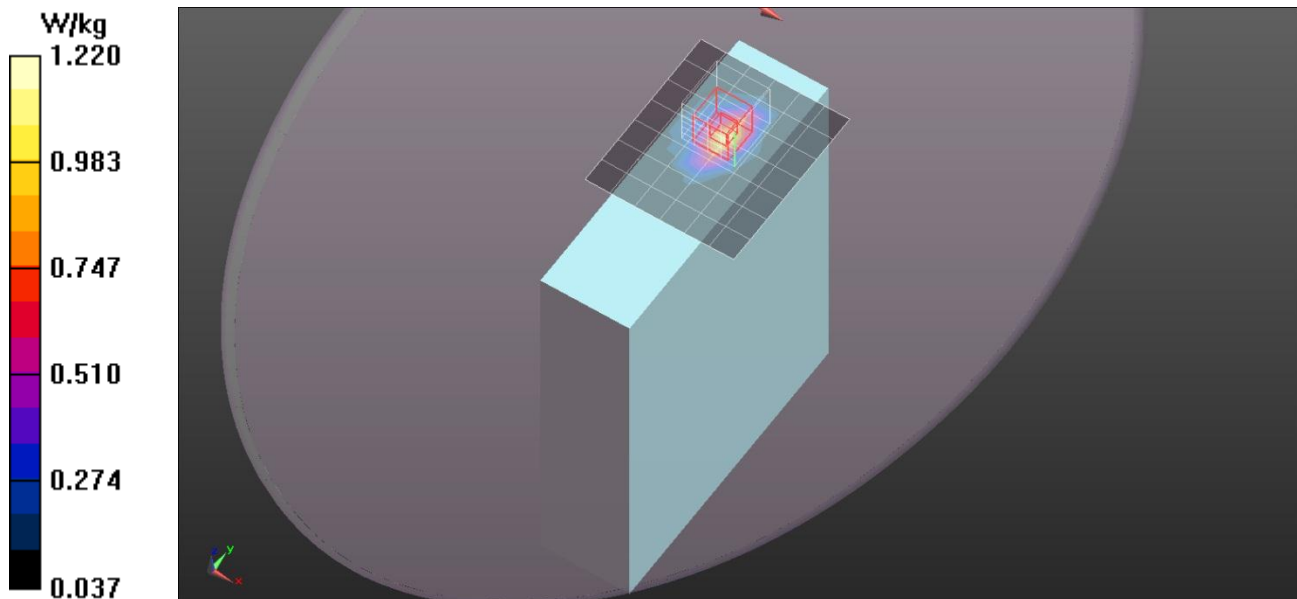
Reference Value = 9.747 V/m; Power Drift = 0.17 dB

Peak SAR (extrapolated) = 1.47 W/kg

SAR(1 g) = 0.828 W/kg; SAR(10 g) = 0.439 W/kg

[Info: Interpolated medium parameters used for SAR evaluation.](#)

Maximum value of SAR (measured) = 1.22 W/kg



LTE Band 25

Frequency: 1905 MHz; Duty Cycle: 1:1; Room Ambient Temperature: 24.0°C; Liquid Temperature: 23.5°C
Medium parameters used (interpolated): $f = 1905$ MHz; $\sigma = 1.509$ S/m; $\epsilon_r = 51.479$; $\rho = 1000$ kg/m³

DASY5 Configuration:

- Area Scan Setting - Find Secondary Maximum Within: 2.0 dB and with a peak SAR value greater than 0.0012W/kg
- Electronics: DAE4 Sn877; Calibrated: 2013/03/12
- Probe: EX3DV4 - SN3665; ConvF(7.75, 7.75, 7.75); Calibrated: 2013/05/07;
- Sensor-Surface: 1.4mm (Mechanical Surface Detection (Locations From Previous Scan Used)), Sensor-Surface: 1.4mm (Mechanical Surface Detection)
- Phantom: ELI 4.0; Type: QDOVA001BA; Serial: 1056

Edge/Edge 4/LTE Band 25/QPSK_RB 1,0/CH26590_Repeat/Area Scan (7x8x1):

Measurement grid: dx=15mm, dy=15mm

[Info: Interpolated medium parameters used for SAR evaluation.](#)

Maximum value of SAR (measured) = 1.61 W/kg

Edge/Edge 4/LTE Band 25/QPSK_RB 1,0/CH26590_Repeat/Zoom Scan (5x5x7)/Cube 0:

Measurement grid: dx=8mm, dy=8mm, dz=5mm

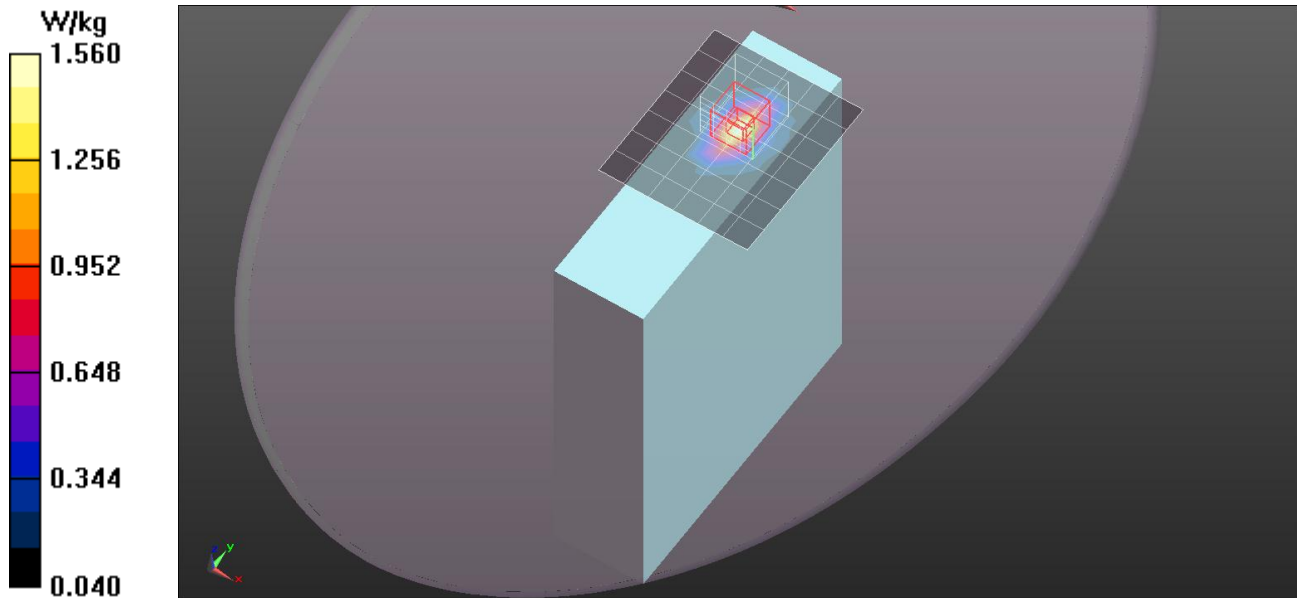
Reference Value = 10.848 V/m; Power Drift = -0.14 dB

Peak SAR (extrapolated) = 1.91 W/kg

SAR(1 g) = 1.07 W/kg; SAR(10 g) = 0.554 W/kg

[Info: Interpolated medium parameters used for SAR evaluation.](#)

Maximum value of SAR (measured) = 1.56 W/kg



LTE Band 25

Frequency: 1882.5 MHz; Duty Cycle: 1:1; Room Ambient Temperature: 24.0°C; Liquid Temperature: 23.5°C
Medium parameters used (interpolated): $f = 1882.5$ MHz; $\sigma = 1.488$ S/m; $\epsilon_r = 51.6$; $\rho = 1000$ kg/m³

DASY5 Configuration:

- Area Scan Setting - Find Secondary Maximum Within: 2.0 dB and with a peak SAR value greater than 0.0012W/kg
- Electronics: DAE4 Sn877; Calibrated: 2013/03/12
- Probe: EX3DV4 - SN3665; ConvF(7.75, 7.75, 7.75); Calibrated: 2013/05/07;
- Sensor-Surface: 1.4mm (Mechanical Surface Detection)
- Phantom: ELI 4.0; Type: QDOVA001BA; Serial: 1056

Rear/Rear Side/LTE Band 25/QPSK_RB 1,0/CH26365/Area Scan (9x8x1): Measurement grid:

dx=15mm, dy=15mm

[Info: Interpolated medium parameters used for SAR evaluation.](#)

Maximum value of SAR (measured) = 0.165 W/kg

Rear/Rear Side/LTE Band 25/QPSK_RB 1,0/CH26365/Zoom Scan (5x5x7)/Cube 0:

Measurement grid: dx=8mm, dy=8mm, dz=5mm


Reference Value = 5.491 V/m; Power Drift = 0.11 dB

Peak SAR (extrapolated) = 0.155 W/kg

SAR(1 g) = 0.117 W/kg; SAR(10 g) = 0.095 W/kg

[Info: Interpolated medium parameters used for SAR evaluation.](#)

Maximum value of SAR (measured) = 0.140 W/kg



LTE Band 25

Frequency: 1882.5 MHz; Duty Cycle: 1:1; Room Ambient Temperature: 24.0°C; Liquid Temperature: 23.5°C
Medium parameters used (interpolated): $f = 1882.5$ MHz; $\sigma = 1.488$ S/m; $\epsilon_r = 51.6$; $\rho = 1000$ kg/m³

DASY5 Configuration:

- Area Scan Setting - Find Secondary Maximum Within: 2.0 dB and with a peak SAR value greater than 0.0012W/kg
- Electronics: DAE4 Sn877; Calibrated: 2013/03/12
- Probe: EX3DV4 - SN3665; ConvF(7.75, 7.75, 7.75); Calibrated: 2013/05/07;
- Sensor-Surface: 1.4mm (Mechanical Surface Detection (Locations From Previous Scan Used)), Sensor-Surface: 1.4mm (Mechanical Surface Detection)
- Phantom: ELI 4.0; Type: QDOVA001BA; Serial: 1056

Rear/Rear Side/LTE Band 25/QPSK_RB 50,0/CH26365/Area Scan (9x8x1): Measurement grid:
dx=15mm, dy=15mm

[Info: Interpolated medium parameters used for SAR evaluation.](#)

Maximum value of SAR (measured) = 0.127 W/kg

Rear/Rear Side/LTE Band 25/QPSK_RB 50,0/CH26365/Zoom Scan (5x5x7)/Cube 0:

Measurement grid: dx=8mm, dy=8mm, dz=5mm

Reference Value = 5.627 V/m; Power Drift = 0.13 dB

Peak SAR (extrapolated) = 0.139 W/kg

SAR(1 g) = 0.100 W/kg; SAR(10 g) = 0.086 W/kg

[Info: Interpolated medium parameters used for SAR evaluation.](#)

Maximum value of SAR (measured) = 0.126 W/kg

