
Appendix for the Report

Dosimetric Assessment of the Portable Device CE5240 from DAP Technologies (FCC ID: T5M5000B8)

According to the FCC Requirements

SAR Distribution Plots

February 02, 2010

IMST GmbH
Carl-Friedrich-Gauß-Str. 2
D-47475 Kamp-Lintfort

Customer
Nemko Canada Inc.
303 River Road
Ottawa, ON K1V 1H2
Canada

The test results only relate to the items tested. This report shall not be reproduced except in full without the written approval of the testing laboratory.

Table of Contents

1	SAR DISTRIBUTION PLOTS, GPRS 850 BODY	3
2	SAR DISTRIBUTION PLOTS, GPRS 1900 BODY	8
3	SAR DISTRIBUTION PLOTS, IEEE 802.11 B BODY	13
4	SAR Z-AXIS SCANS (VALIDATION)	18
5	SAR Z-AXIS SCANS (MEASUREMENTS).....	20

1 SAR Distribution Plots, GPRS 850 Body

Test Laboratory: IMST GmbH, DASY Blue (I); File Name: [446_bahm_1.da4](#)

DUT: DAP; Type: CE5240; Serial: 352678015275446

Program Name: GPRS 850

Communication System: GPRS 850; Frequency: 836.6 MHz; Duty Cycle: 1:2

Medium parameters used: $f = 836.6$ MHz; $\sigma = 0.98$ mho/m; $\epsilon_r = 57.6$; $\rho = 1000$ kg/m³

Phantom section: Flat Section

DASY4 Configuration:

- Probe: ET3DV6R - SN1669; ConvF(5.89, 5.89, 5.89); Calibrated: 10.02.2009
- Sensor-Surface: 4mm (Mechanical Surface Detection)
- Electronics: DAE3 Sn335; Calibrated: 09.02.2009
- Phantom: SAM Sugar 1059; Type: Speag; Serial: 1059
- Measurement SW: DASY4, V4.7 Build 80; Postprocessing SW: SEMCAD, V1.8 Build 186

Body Worn/Area Scan (10x10x1): Measurement grid: dx=15mm, dy=15mm

Maximum value of SAR (measured) = 0.127 mW/g

Body Worn/Zoom Scan (7x7x7)/Cube 0: Measurement grid: dx=5mm, dy=5mm, dz=5mm

Reference Value = 6.66 V/m; Power Drift = -0.120 dB

Peak SAR (extrapolated) = 0.238 W/kg

SAR(1 g) = 0.120 mW/g; SAR(10 g) = 0.069 mW/g

Maximum value of SAR (measured) = 0.134 mW/g

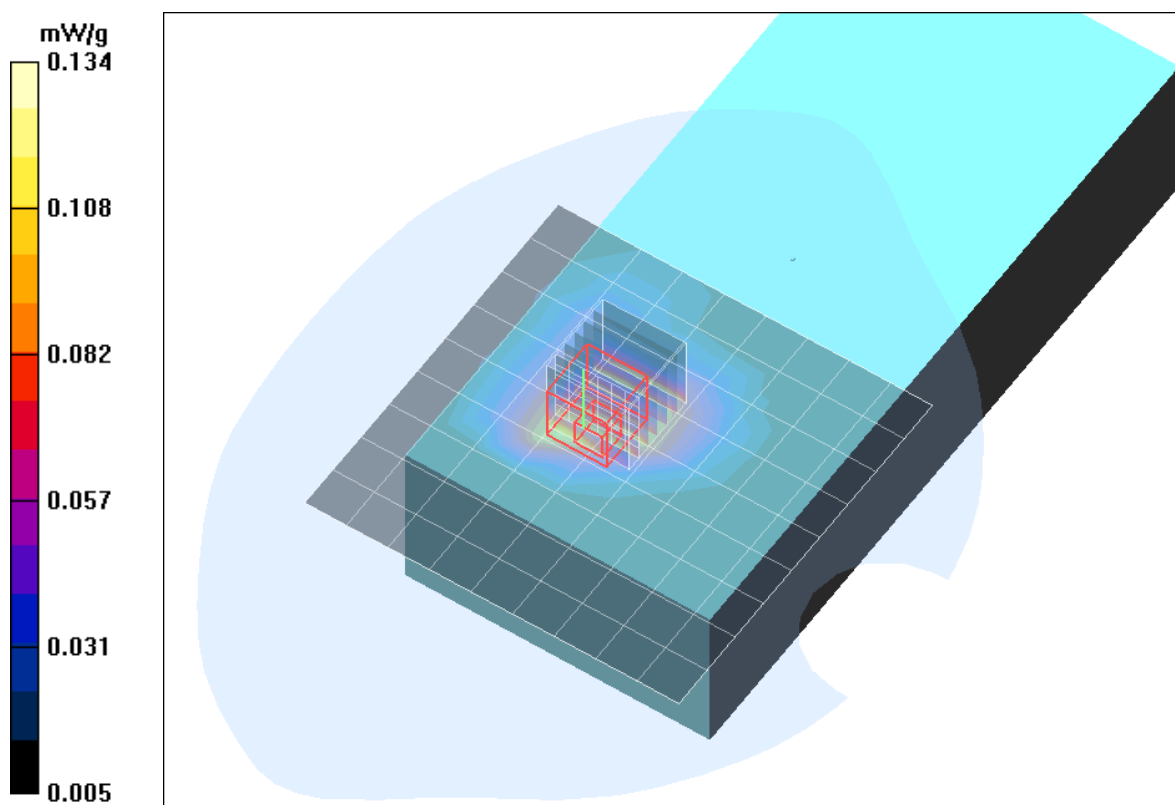


Fig. 1: SAR distribution for GPRS 850 (Class 12), channel 190, Position 1 (December 14, 2009; Ambient Temperature: 20.8°C; Liquid Temperature: 20.5°C).

Test Laboratory: IMST GmbH, DASY Blue (I); File Name: [446_bahm_2.da4](#)

DUT: DAP; Type: CE5240; Serial: 352678015275446

Program Name: GPRS 850

Communication System: GPRS 850; Frequency: 836.6 MHz; Duty Cycle: 1:2

Medium parameters used: $f = 836.6$ MHz; $\sigma = 0.98$ mho/m; $\epsilon_r = 57.6$; $\rho = 1000$ kg/m³

Phantom section: Flat Section

DASY4 Configuration:

- Probe: ET3DV6R - SN1669; ConvF(5.89, 5.89, 5.89); Calibrated: 10.02.2009
- Sensor-Surface: 4mm (Mechanical Surface Detection)
- Electronics: DAE3 Sn335; Calibrated: 09.02.2009
- Phantom: SAM Sugar 1059; Type: Speag; Serial: 1059
- Measurement SW: DASY4, V4.7 Build 80; Postprocessing SW: SEMCAD, V1.8 Build 186

Body Worn/Area Scan (10x10x1): Measurement grid: dx=15mm, dy=15mm

Maximum value of SAR (measured) = 0.019 mW/g

Body Worn/Zoom Scan (7x7x7)/Cube 0: Measurement grid: dx=5mm, dy=5mm, dz=5mm

Reference Value = 4.02 V/m; Power Drift = -0.191 dB

Peak SAR (extrapolated) = 0.021 W/kg

SAR(1 g) = 0.017 mW/g; SAR(10 g) = 0.013 mW/g

Maximum value of SAR (measured) = 0.018 mW/g

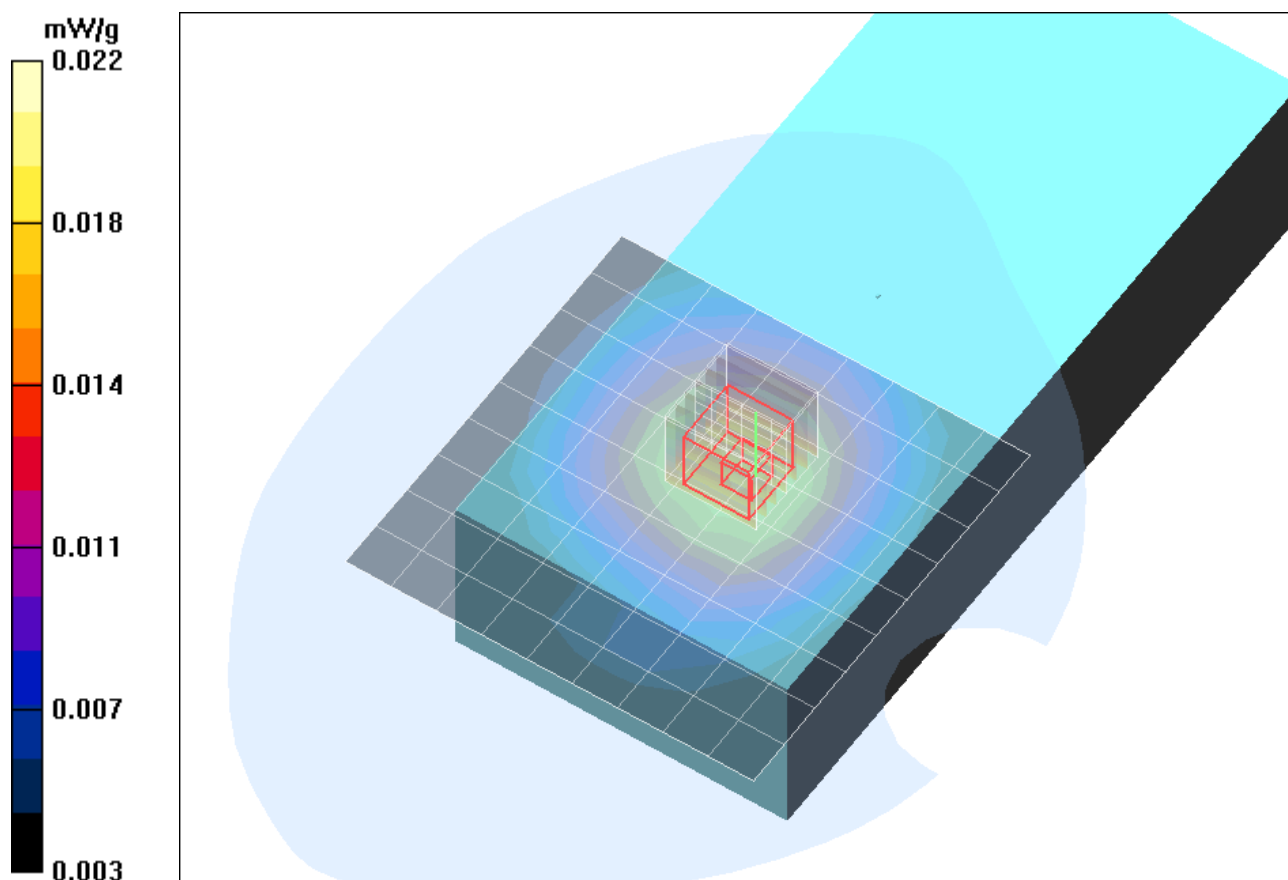


Fig. 2: SAR distribution for GPRS 850 (Class 12), channel 190, Position 2 (December 14, 2009; Ambient Temperature: 20.8°C; Liquid Temperature: 20.5°C).

Test Laboratory: IMST GmbH, DASY Blue (I); File Name: [446_bahm_3.da4](#)

DUT: DAP; Type: CE5240; Serial: 352678015275446

Program Name: GPRS 850

Communication System: GPRS 850; Frequency: 836.6 MHz; Duty Cycle: 1:2

Medium parameters used: $f = 836.6$ MHz; $\sigma = 0.98$ mho/m; $\epsilon_r = 57.6$; $\rho = 1000$ kg/m³

Phantom section: Flat Section

DASY4 Configuration:

- Probe: ET3DV6R - SN1669; ConvF(5.89, 5.89, 5.89); Calibrated: 10.02.2009

- Sensor-Surface: 4mm (Mechanical Surface Detection)

- Electronics: DAE3 Sn335; Calibrated: 09.02.2009

- Phantom: SAM Sugar 1059; Type: Speag; Serial: 1059

- Measurement SW: DASY4, V4.7 Build 80; Postprocessing SW: SEMCAD, V1.8 Build 186

Body Worn/Area Scan (11x10x1): Measurement grid: dx=15mm, dy=15mm

Maximum value of SAR (measured) = 0.016 mW/g

Body Worn/Zoom Scan (7x7x7)/Cube 0: Measurement grid: dx=5mm, dy=5mm, dz=5mm

Reference Value = 4.14 V/m; Power Drift = -0.106 dB

Peak SAR (extrapolated) = 0.022 W/kg

SAR(1 g) = 0.015 mW/g; SAR(10 g) = 0.010 mW/g

Maximum value of SAR (measured) = 0.017 mW/g

Body Worn/Zoom Scan (7x7x7)/Cube 1: Measurement grid: dx=5mm, dy=5mm, dz=5mm

Reference Value = 4.14 V/m; Power Drift = -0.106 dB

Peak SAR (extrapolated) = 0.015 W/kg

SAR(1 g) = 0.012 mW/g; SAR(10 g) = 0.00864 mW/g

Maximum value of SAR (measured) = 0.012 mW/g

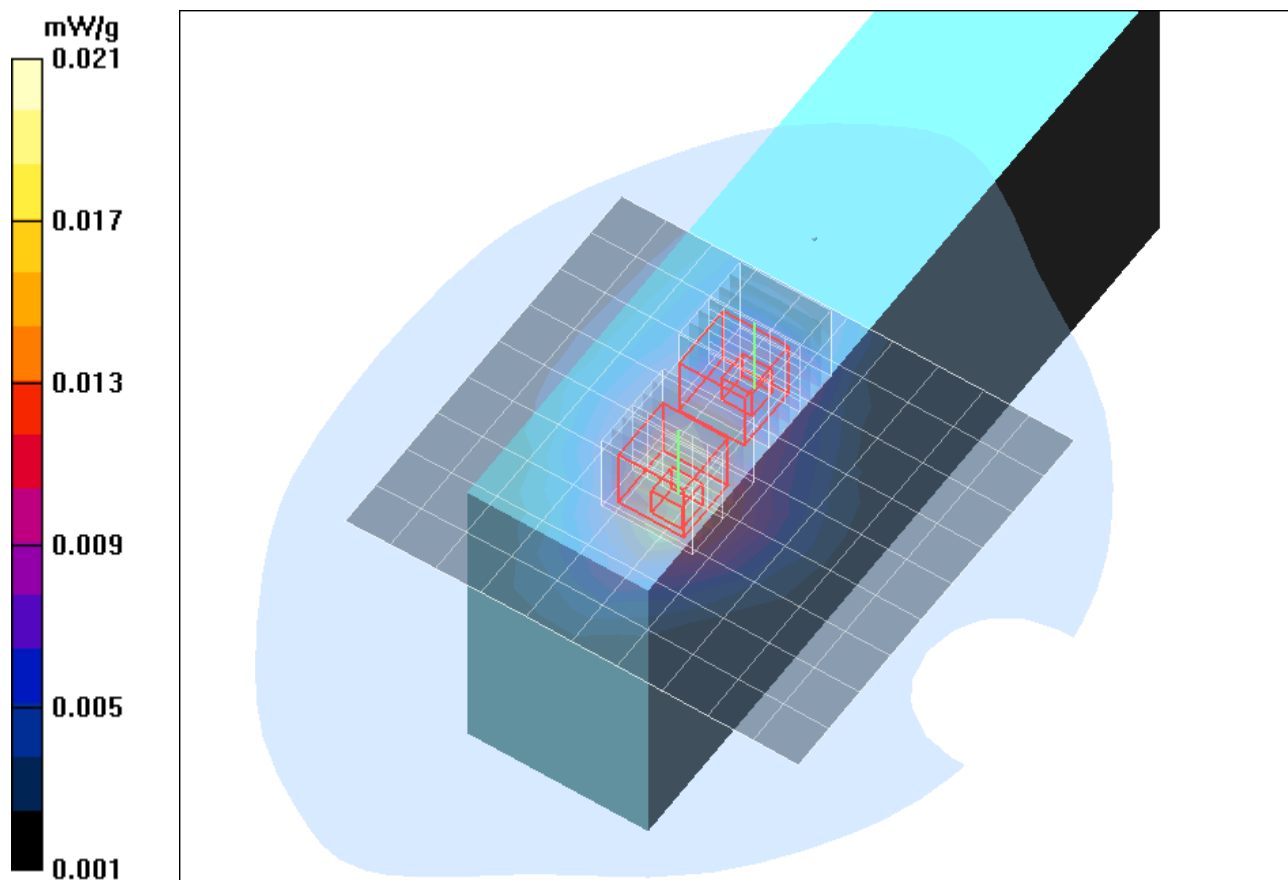


Fig. 3: SAR distribution for GPRS 850 (Class 12), channel 190, Position 3 (December 14, 2009; Ambient Temperature: 20.8°C; Liquid Temperature: 20.5°C).

Test Laboratory: IMST GmbH, DASY Blue (I); File Name: [446_bahm_4.da4](#)

DUT: DAP; Type: CE5240; Serial: 352678015275446

Program Name: GPRS 850

Communication System: GPRS 850; Frequency: 836.6 MHz; Duty Cycle: 1:2

Medium parameters used: $f = 836.6$ MHz; $\sigma = 0.98$ mho/m; $\epsilon_r = 57.6$; $\rho = 1000$ kg/m³

Phantom section: Flat Section

DASY4 Configuration:

- Probe: ET3DV6R - SN1669; ConvF(5.89, 5.89, 5.89); Calibrated: 10.02.2009
- Sensor-Surface: 4mm (Mechanical Surface Detection)
- Electronics: DAE3 Sn335; Calibrated: 09.02.2009
- Phantom: SAM Sugar 1059; Type: Speag; Serial: 1059
- Measurement SW: DASY4, V4.7 Build 80; Postprocessing SW: SEMCAD, V1.8 Build 186

Body Worn/Area Scan (10x11x1): Measurement grid: dx=15mm, dy=15mm

Maximum value of SAR (measured) = 0.008 mW/g

Body Worn/Zoom Scan (7x7x7)/Cube 0: Measurement grid: dx=5mm, dy=5mm, dz=5mm

Reference Value = 2.65 V/m; Power Drift = -0.084 dB

Peak SAR (extrapolated) = 0.010 W/kg

SAR(1 g) = 0.008 mW/g; SAR(10 g) = 0.0056 mW/g

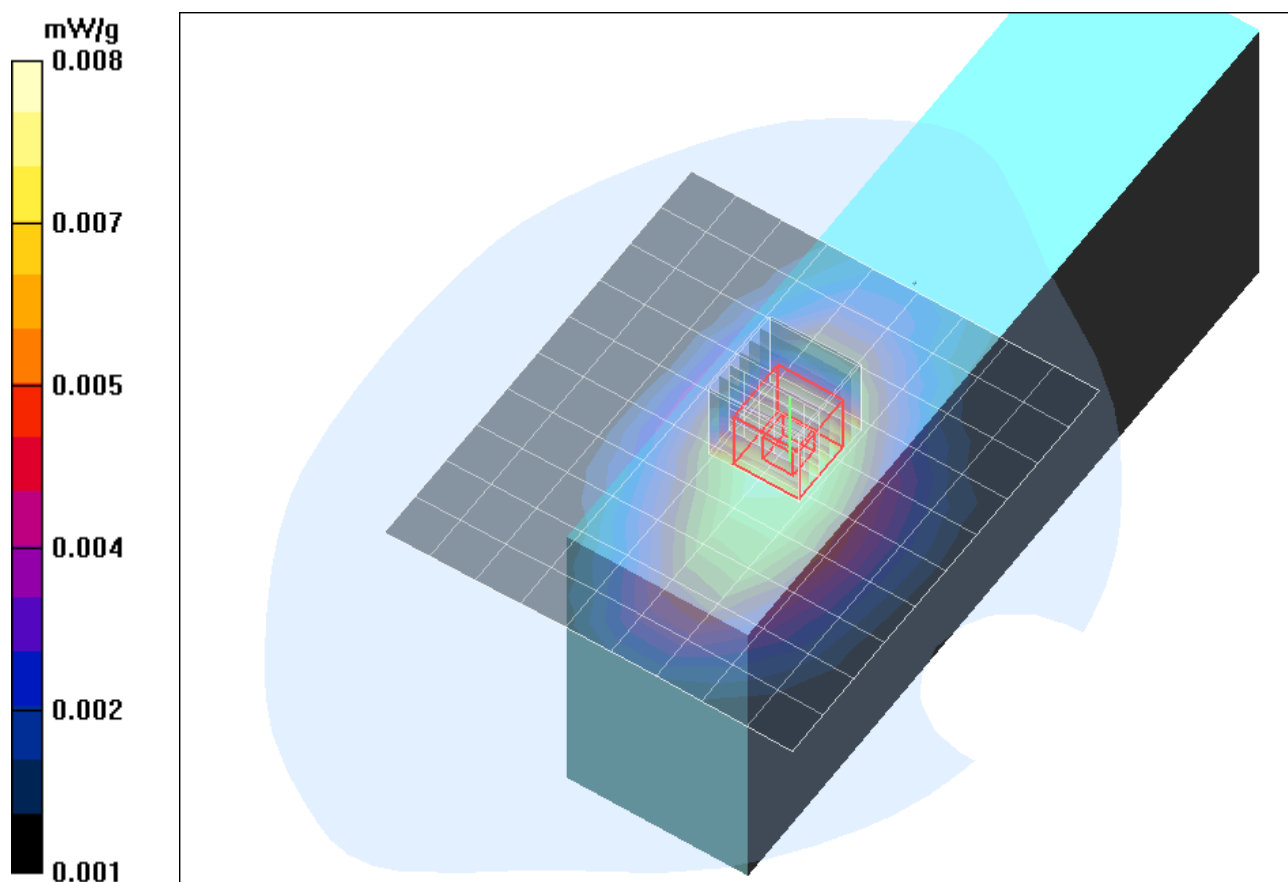


Fig. 4: SAR distribution for GPRS 850 (Class 12), channel 190, Position 4 (December 14, 2009; Ambient Temperature: 20.8°C; Liquid Temperature: 20.5°C).

Test Laboratory: IMST GmbH, DASY Blue (I); File Name: [446_bahm_5.da4](#)

DUT: DAP; Type: CE5240; Serial: 352678015275446

Program Name: GPRS 850

Communication System: GPRS 850; Frequency: 836.6 MHz; Duty Cycle: 1:2

Medium parameters used: $f = 836.6$ MHz; $\sigma = 0.98$ mho/m; $\epsilon_r = 57.6$; $\rho = 1000$ kg/m³

Phantom section: Flat Section

DASY4 Configuration:

- Probe: ET3DV6R - SN1669; ConvF(5.89, 5.89, 5.89); Calibrated: 10.02.2009
- Sensor-Surface: 4mm (Mechanical Surface Detection)
- Electronics: DAE3 Sn335; Calibrated: 09.02.2009
- Phantom: SAM Sugar 1059; Type: Speag; Serial: 1059
- Measurement SW: DASY4, V4.7 Build 80; Postprocessing SW: SEMCAD, V1.8 Build 186

Body Worn/Area Scan (11x13x1): Measurement grid: dx=15mm, dy=15mm

Maximum value of SAR (measured) = 0.001 mW/g

Body Worn/Zoom Scan (7x7x7)/Cube 0: Measurement grid: dx=5mm, dy=5mm, dz=5mm

Reference Value = 0.854 V/m; Power Drift = -0.071 dB

Peak SAR (extrapolated) = 0.002 W/kg

SAR(1 g) = 0.001 mW/g; SAR(10 g) = 0.001 mW/g




Fig. 5: SAR distribution for GPRS 850 (Class 12), channel 190, Position 5 (December 14, 2009; Ambient Temperature: 20.8°C; Liquid Temperature: 20.5°C).

2 SAR Distribution Plots, GPRS 1900 Body

Test Laboratory: Imst GmbH, DASY Yellow (II); File Name: [446_yphm_1.da4](#)

DUT: DAP; Type: CE5240; Serial: 352678015275446

Program Name: GPRS 1900

Communication System: GPRS 1900; Frequency: 1880 MHz; Duty Cycle: 1:2

Medium parameters used: $f = 1880$ MHz; $\sigma = 1.52$ mho/m; $\epsilon_r = 54$; $\rho = 1000$ kg/m³

Phantom section: Flat Section

DASY4 Configuration:

- Probe: EX3DV4 - SN3536; ConvF(8.11, 8.11, 8.11); Calibrated: 18.09.2009

- Sensor-Surface: 4mm (Mechanical Surface Detection)

- Electronics: DAE4 Sn631; Calibrated: 14.09.2009

- Phantom: SAM Glycol 1340; Type: QD 000 P40 CB; Serial: TP-1340

- Measurement SW: DASY4, V4.7 Build 80; Postprocessing SW: SEMCAD, V1.8 Build 186

Body Worn/Area Scan (10x10x1): Measurement grid: dx=15mm, dy=15mm

Maximum value of SAR (measured) = 0.162 mW/g

Body Worn/Zoom Scan (7x7x7)/Cube 0: Measurement grid: dx=5mm, dy=5mm, dz=5mm

Reference Value = 7.61 V/m; Power Drift = -0.181 dB

Peak SAR (extrapolated) = 0.296 W/kg

SAR(1 g) = 0.166 mW/g; SAR(10 g) = 0.084 mW/g

Maximum value of SAR (measured) = 0.183 mW/g

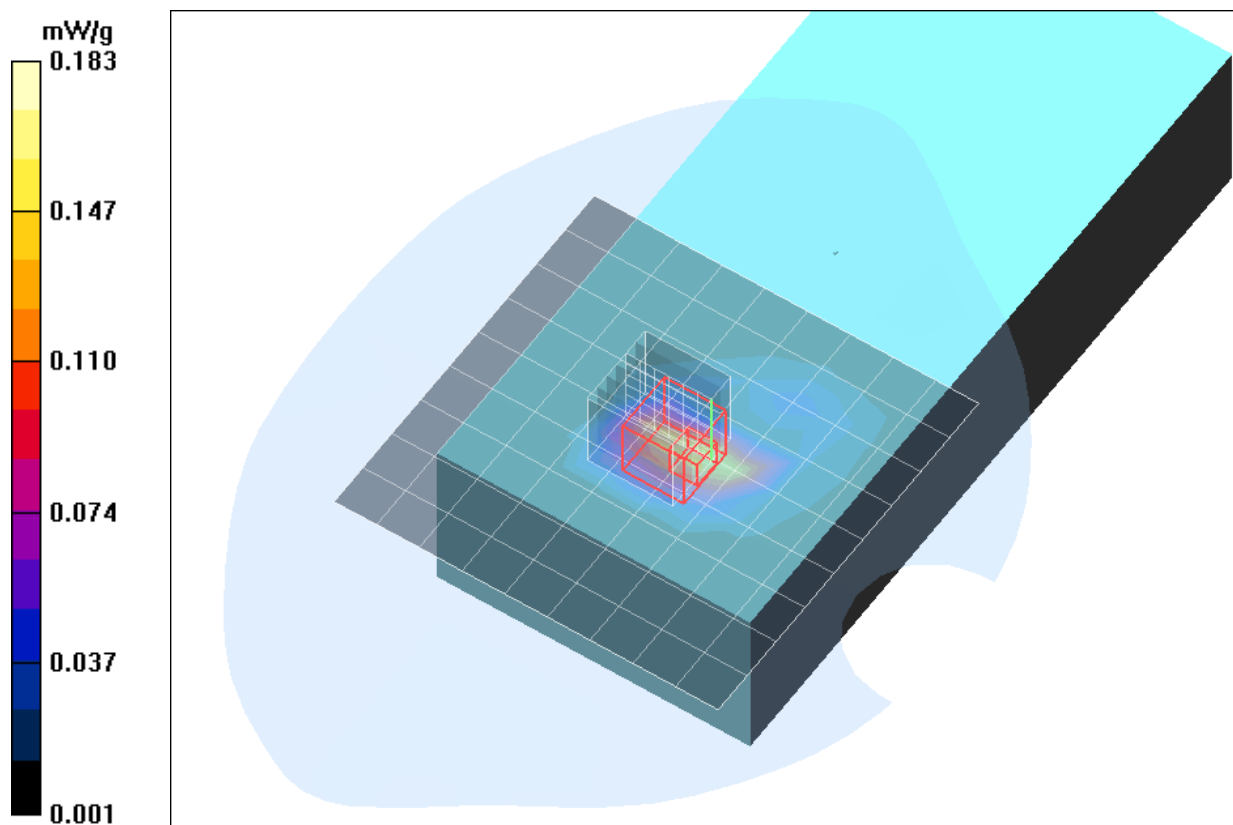


Fig. 6: SAR distribution for GPRS 1900 (Class 12), channel 661, Position 1 (December 11, 2009; Ambient Temperature: 21.3°C; Liquid Temperature: 20.9°C).

Test Laboratory: Imst GmbH, DASY Yellow (II); File Name: [446_yphm_2.da4](#)

DUT: DAP; Type: CE5240; Serial: 352678015275446

Program Name: GPRS 1900

Communication System: GPRS 1900; Frequency: 1880 MHz; Duty Cycle: 1:2

Medium parameters used: $f = 1880$ MHz; $\sigma = 1.52$ mho/m; $\epsilon_r = 54$; $\rho = 1000$ kg/m³

Phantom section: Flat Section

DASY4 Configuration:

- Probe: EX3DV4 - SN3536; ConvF(8.11, 8.11, 8.11); Calibrated: 18.09.2009

- Sensor-Surface: 4mm (Mechanical Surface Detection)

- Electronics: DAE4 Sn631; Calibrated: 14.09.2009

- Phantom: SAM Glycol 1340; Type: QD 000 P40 CB; Serial: TP-1340

- Measurement SW: DASY4, V4.7 Build 80; Postprocessing SW: SEMCAD, V1.8 Build 186

Body Worn/Area Scan (10x10x1): Measurement grid: dx=15mm, dy=15mm

Maximum value of SAR (measured) = 0.001 mW/g

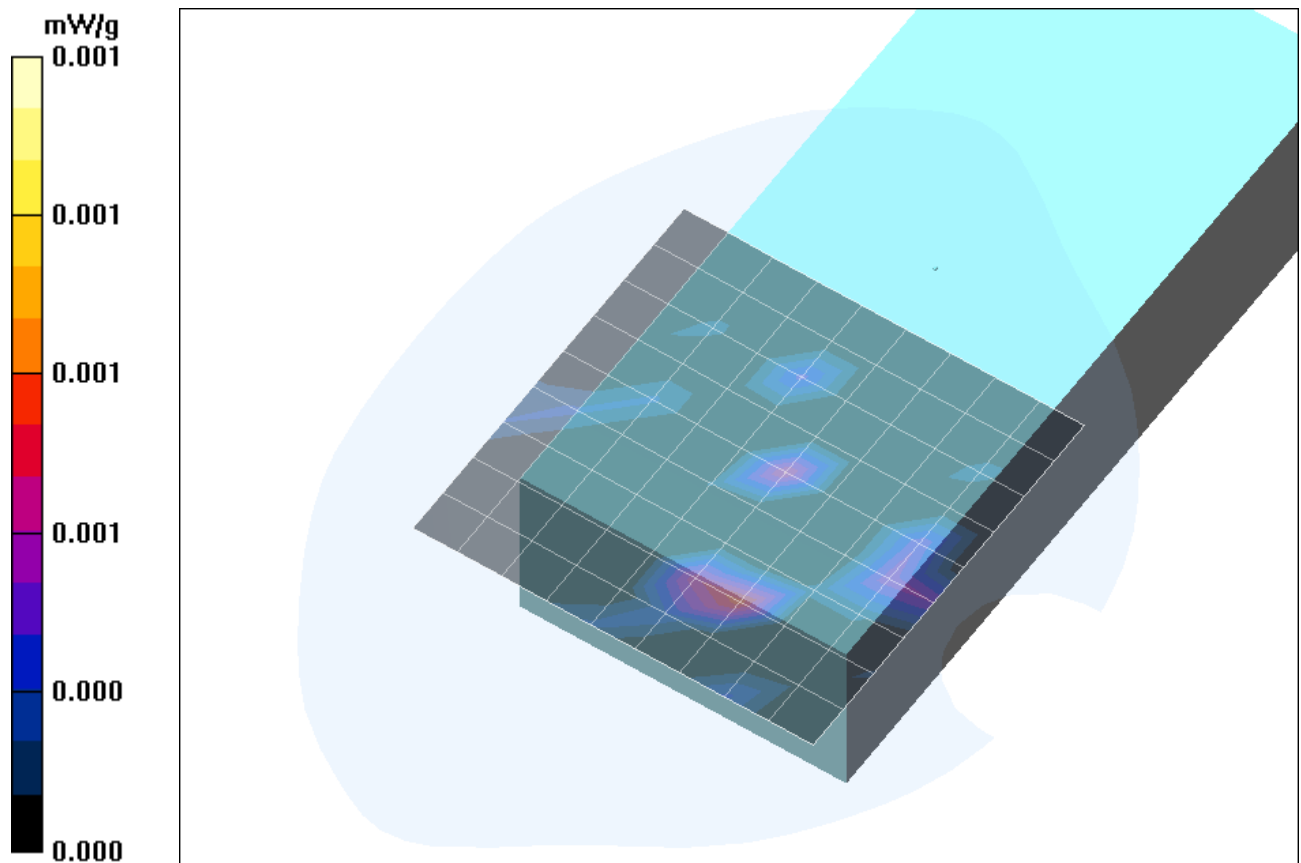


Fig. 7: SAR distribution for GPRS 1900 (Class 12), channel 661, Position 2 (December 11, 2009; Ambient Temperature: 21.3°C; Liquid Temperature: 20.9°C).

Test Laboratory: Imst GmbH, DASY Yellow (II); File Name: [446_yphm_3.da4](#)

DUT: DAP; Type: CE5240; Serial: 352678015275446

Program Name: GPRS 1900

Communication System: GPRS 1900; Frequency: 1880 MHz; Duty Cycle: 1:2
 Medium parameters used: $f = 1880$ MHz; $\sigma = 1.52$ mho/m; $\epsilon_r = 54$; $\rho = 1000$ kg/m³
 Phantom section: Flat Section

DASY4 Configuration:

- Probe: EX3DV4 - SN3536; ConvF(8.11, 8.11, 8.11); Calibrated: 18.09.2009
- Sensor-Surface: 4mm (Mechanical Surface Detection)
- Electronics: DAE4 Sn631; Calibrated: 14.09.2009
- Phantom: SAM Glycol 1340; Type: QD 000 P40 CB; Serial: TP-1340
- Measurement SW: DASY4, V4.7 Build 80; Postprocessing SW: SEMCAD, V1.8 Build 186

Body Worn/Area Scan (11x10x1): Measurement grid: dx=15mm, dy=15mm

Maximum value of SAR (measured) = 0.002 mW/g

Body Worn/Zoom Scan (7x7x7)/Cube 0: Measurement grid: dx=5mm, dy=5mm, dz=5mm

Reference Value = 0.876 V/m; Power Drift = 0.121 dB

Peak SAR (extrapolated) = 0.009 W/kg

SAR(1 g) = 0.00219 mW/g; SAR(10 g) = 0.00106 mW/g

Maximum value of SAR (measured) = 0.003 mW/g

Body Worn/Zoom Scan (7x7x7)/Cube 1: Measurement grid: dx=5mm, dy=5mm, dz=5mm

Reference Value = 0.876 V/m; Power Drift = 0.121 dB

Peak SAR (extrapolated) = 0.004 W/kg

SAR(1 g) = 0.002 mW/g; SAR(10 g) = 0.001 mW/g




Fig. 8: SAR distribution for GPRS 1900 (Class 12), channel 661, Position 3 (December 11, 2009; Ambient Temperature: 21.3°C; Liquid Temperature: 20.9°C).

Test Laboratory: Imst GmbH, DASY Yellow (II); File Name: [446_yphm_4.da4](#)

DUT: DAP; Type: CE5240; Serial: 352678015275446

Program Name: GPRS 1900

Communication System: GPRS 1900; Frequency: 1880 MHz; Duty Cycle: 1:2

Medium parameters used: $f = 1880$ MHz; $\sigma = 1.52$ mho/m; $\epsilon_r = 54$; $\rho = 1000$ kg/m³

Phantom section: Flat Section

DASY4 Configuration:

- Probe: EX3DV4 - SN3536; ConvF(8.11, 8.11, 8.11); Calibrated: 18.09.2009

- Sensor-Surface: 4mm (Mechanical Surface Detection)

- Electronics: DAE4 Sn631; Calibrated: 14.09.2009

- Phantom: SAM Glycol 1340; Type: QD 000 P40 CB; Serial: TP-1340

- Measurement SW: DASY4, V4.7 Build 80; Postprocessing SW: SEMCAD, V1.8 Build 186

Body Worn/Area Scan (11x10x1): Measurement grid: dx=15mm, dy=15mm

Maximum value of SAR (measured) = 0.004 mW/g

Body Worn/Zoom Scan (7x7x7)/Cube 0: Measurement grid: dx=5mm, dy=5mm, dz=5mm

Reference Value = 0.937 V/m; Power Drift = 0.191 dB

Peak SAR (extrapolated) = 0.010 W/kg

SAR(1 g) = 0.004 mW/g; SAR(10 g) = 0.002 mW/g

Maximum value of SAR (measured) = 0.006 mW/g

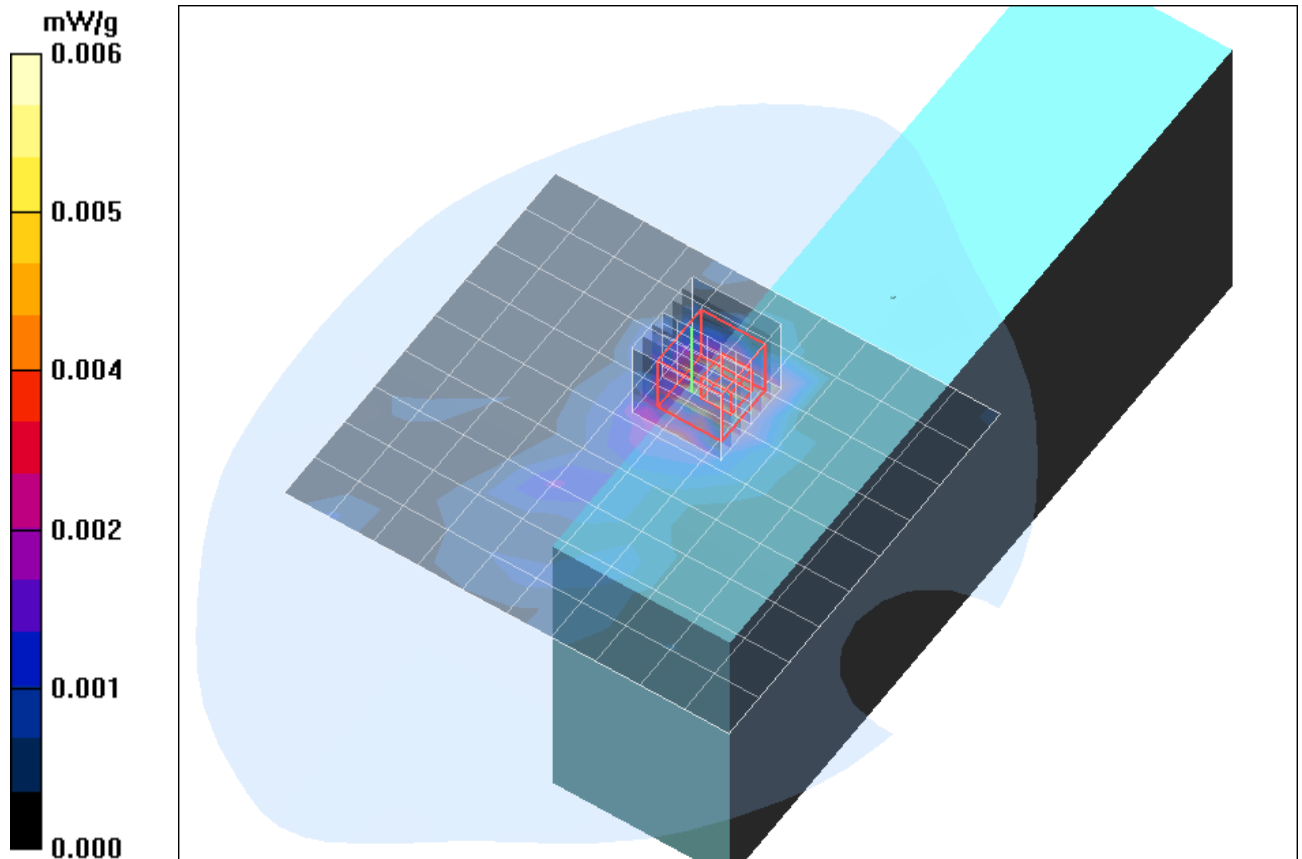


Fig. 9: SAR distribution for GPRS 1900 (Class 12), channel 661, Position 4 (December 11, 2009; Ambient Temperature: 21.3°C; Liquid Temperature: 20.9°C).

Test Laboratory: Imst GmbH, DASY Yellow (II); File Name: [446_yphm_5.da4](#)

DUT: DAP; Type: CE5240; Serial: 352678015275446

Program Name: GPRS 1900

Communication System: GPRS 1900; Frequency: 1880 MHz; Duty Cycle: 1:2

Medium parameters used: $f = 1880$ MHz; $\sigma = 1.52$ mho/m; $\epsilon_r = 54$; $\rho = 1000$ kg/m³

Phantom section: Flat Section

DASY4 Configuration:

- Probe: EX3DV4 - SN3536; ConvF(8.11, 8.11, 8.11); Calibrated: 18.09.2009

- Sensor-Surface: 4mm (Mechanical Surface Detection)

- Electronics: DAE4 Sn631; Calibrated: 14.09.2009

- Phantom: SAM Glycol 1340; Type: QD 000 P40 CB; Serial: TP-1340

- Measurement SW: DASY4, V4.7 Build 80; Postprocessing SW: SEMCAD, V1.8 Build 186

Body Worn/Area Scan (11x13x1): Measurement grid: dx=15mm, dy=15mm

Maximum value of SAR (measured) = 0.001 mW/g

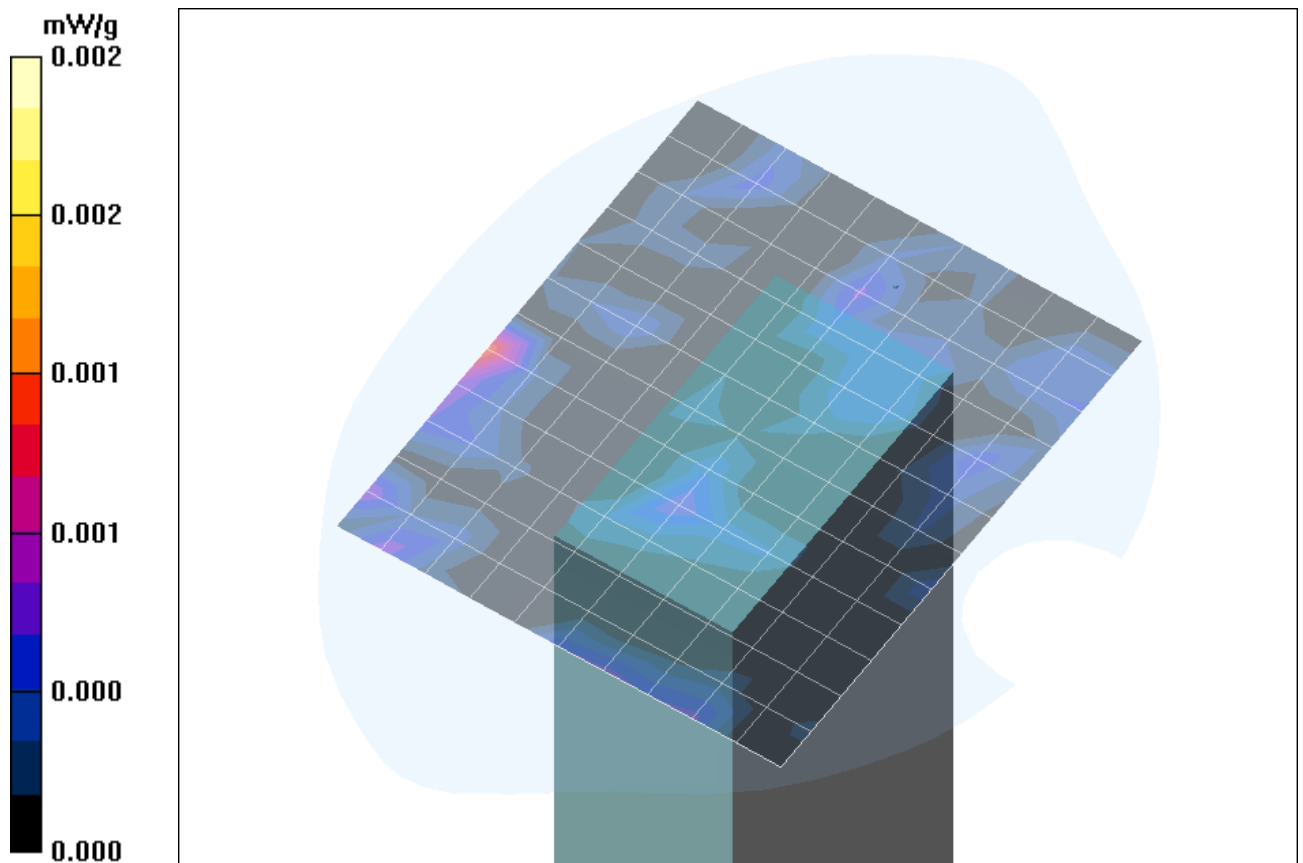


Fig. 10: SAR distribution for GPRS 1900 (Class 12), channel 661, Position 5 (December 11, 2009; Ambient Temperature: 21.3°C; Liquid Temperature: 20.9°C).

3 SAR Distribution Plots, IEEE 802.11 b Body

Test Laboratory: Imst GmbH, DASY Yellow (II); File Name: [446_ywhm_b_CH6_1.da4](#)

DUT: DAP; Type: CE5240; Serial: 352678015275446

Program Name: WLAN

Communication System: WLAN 2450; Frequency: 2437 MHz; Duty Cycle: 1:1

Medium parameters used: $f = 2437$ MHz; $\sigma = 1.96$ mho/m; $\epsilon_r = 53.5$; $\rho = 1000$ kg/m³

Phantom section: Flat Section

DASY4 Configuration:

- Probe: EX3DV4 - SN3536; ConvF(7.57, 7.57, 7.57); Calibrated: 18.09.2009
- Sensor-Surface: 4mm (Mechanical Surface Detection)
- Electronics: DAE4 Sn631; Calibrated: 14.09.2009
- Phantom: SAM Glycol 1340; Type: QD 000 P40 CB; Serial: TP-1340
- Measurement SW: DASY4, V4.7 Build 80; Postprocessing SW: SEMCAD, V1.8 Build 186

Body Worn/Area Scan (13x13x1): Measurement grid: dx=10mm, dy=10mm

Maximum value of SAR (measured) = 0.002 mW/g

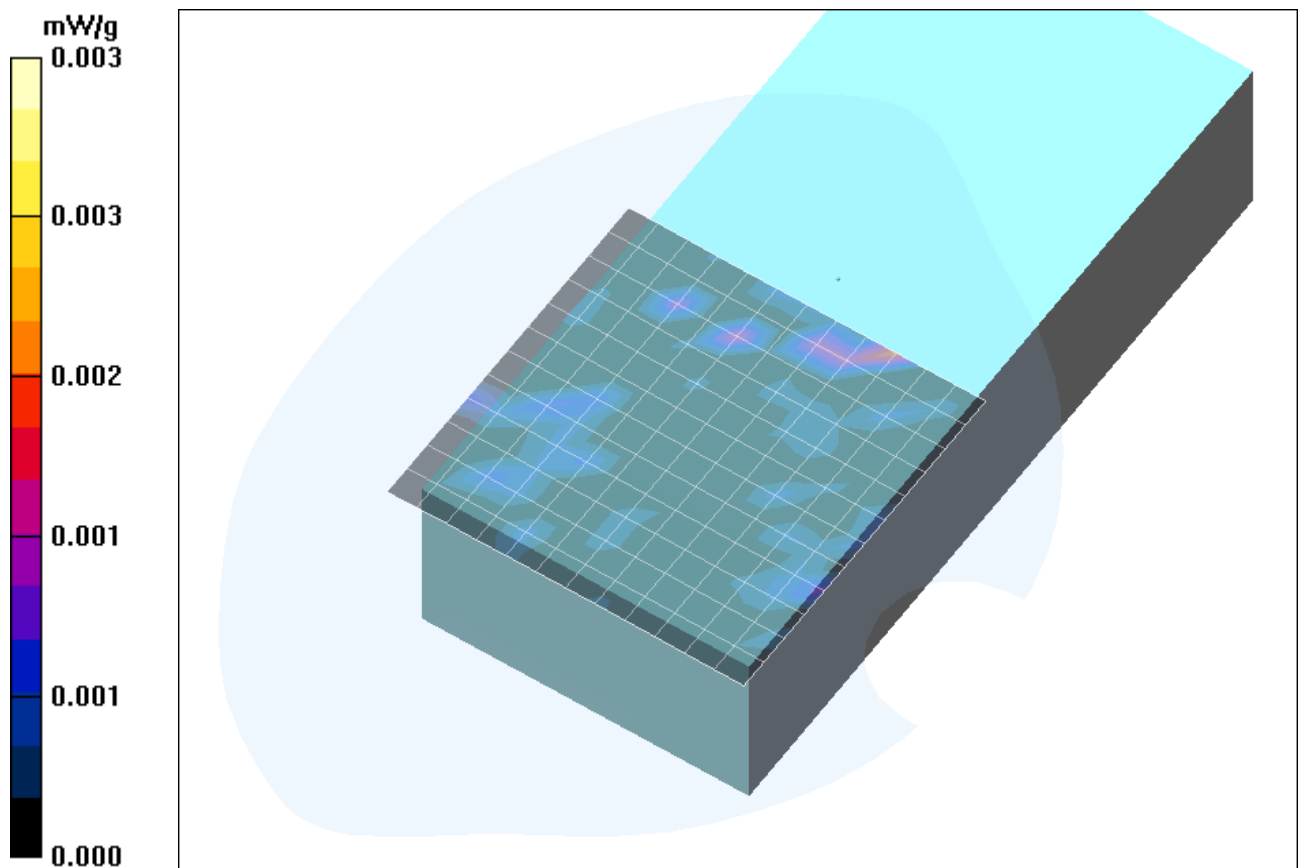


Fig. 11: SAR distribution for IEEE 802.11 b, channel 6, Position 1 (December 23, 2009; Ambient Temperature: 20.7°C; Liquid Temperature: 20.2°C).

Test Laboratory: Imst GmbH, DASY Yellow (II); File Name: [446_ywhm_b_CH6_2.da4](#)

DUT: DAP; Type: CE5240; Serial: 352678015275446

Program Name: WLAN

Communication System: WLAN 2450; Frequency: 2437 MHz; Duty Cycle: 1:1
 Medium parameters used: $f = 2437$ MHz; $\sigma = 1.96$ mho/m; $\epsilon_r = 53.5$; $\rho = 1000$ kg/m³
 Phantom section: Flat Section

DASY4 Configuration:

- Probe: EX3DV4 - SN3536; ConvF(7.57, 7.57, 7.57); Calibrated: 18.09.2009
- Sensor-Surface: 4mm (Mechanical Surface Detection)
- Electronics: DAE4 Sn631; Calibrated: 14.09.2009
- Phantom: SAM Glycol 1340; Type: QD 000 P40 CB; Serial: TP-1340
- Measurement SW: DASY4, V4.7 Build 80; Postprocessing SW: SEMCAD, V1.8 Build 186

Body Worn/Area Scan (15x13x1): Measurement grid: dx=10mm, dy=10mm

Maximum value of SAR (measured) = 0.035 mW/g

Body Worn/Zoom Scan (7x7x7)/Cube 0: Measurement grid: dx=5mm, dy=5mm, dz=5mm

Reference Value = 0.552 V/m; Power Drift = 0.085 dB

Peak SAR (extrapolated) = 0.072 W/kg

SAR(1 g) = 0.035 mW/g; SAR(10 g) = 0.018 mW/g

Maximum value of SAR (measured) = 0.039 mW/g

Body Worn/Zoom Scan (7x7x7)/Cube 1: Measurement grid: dx=5mm, dy=5mm, dz=5mm

Reference Value = 0.552 V/m; Power Drift = 0.085 dB

Peak SAR (extrapolated) = 0.062 W/kg

SAR(1 g) = 0.034 mW/g; SAR(10 g) = 0.017 mW/g

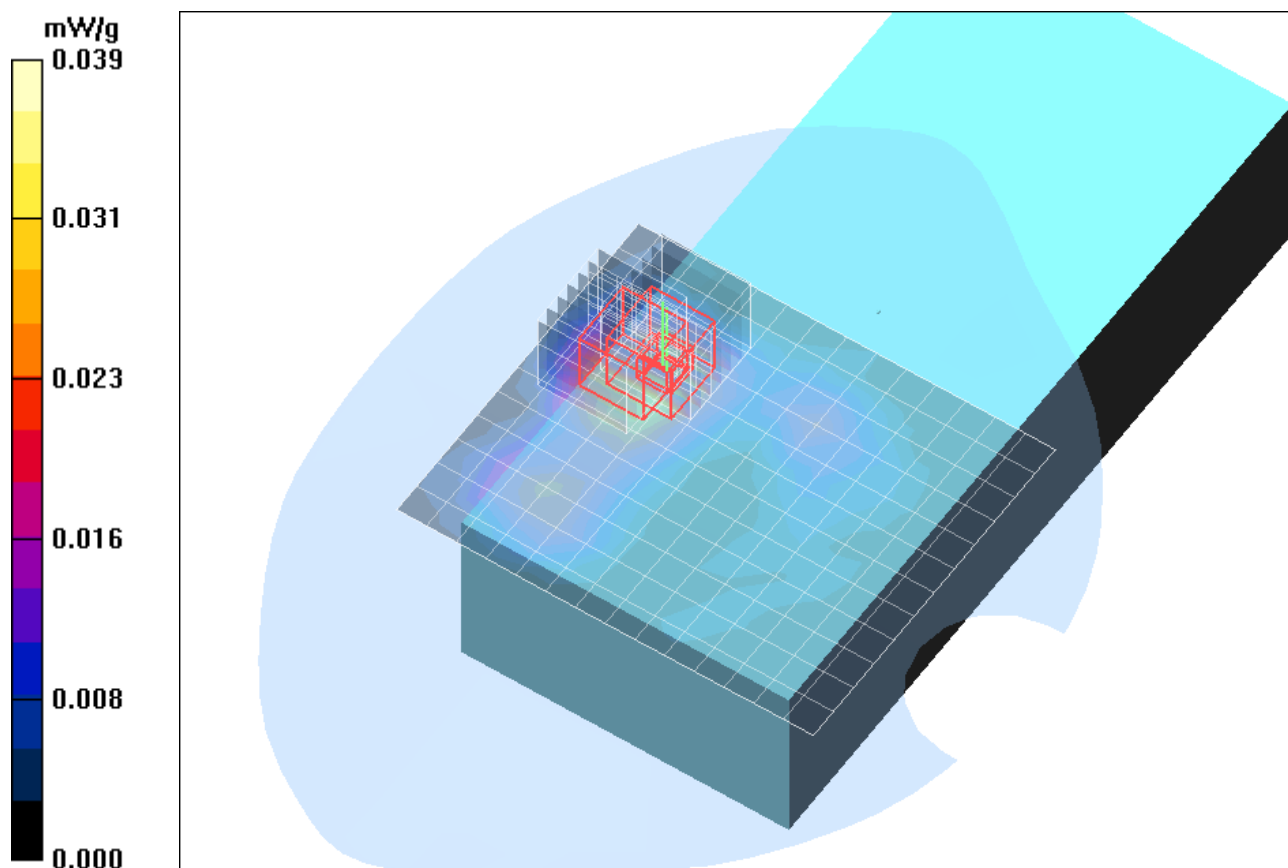


Fig. 12: SAR distribution for IEEE 802.11 b, channel 6, Position 2 (December 23, 2009; Ambient Temperature: 20.7°C; Liquid Temperature: 20.2°C).

Test Laboratory: Imst GmbH, DASY Yellow (II); File Name: [446_ywhm_b_CH6_3.da4](#)

DUT: DAP; Type: CE5240; Serial: 352678015275446

Program Name: WLAN

Communication System: WLAN 2450; Frequency: 2437 MHz; Duty Cycle: 1:1

Medium parameters used: $f = 2437$ MHz; $\sigma = 1.96$ mho/m; $\epsilon_r = 53.5$; $\rho = 1000$ kg/m³

Phantom section: Flat Section

DASY4 Configuration:

- Probe: EX3DV4 - SN3536; ConvF(7.57, 7.57, 7.57); Calibrated: 18.09.2009
- Sensor-Surface: 4mm (Mechanical Surface Detection)
- Electronics: DAE4 Sn631; Calibrated: 14.09.2009
- Phantom: SAM Glycol 1340; Type: QD 000 P40 CB; Serial: TP-1340
- Measurement SW: DASY4, V4.7 Build 80; Postprocessing SW: SEMCAD, V1.8 Build 186

Body Worn/Area Scan (15x15x1): Measurement grid: dx=10mm, dy=10mm

Maximum value of SAR (measured) = 0.006 mW/g

Body Worn/Zoom Scan (7x7x7)/Cube 0: Measurement grid: dx=5mm, dy=5mm, dz=5mm

Reference Value = 0.935 V/m; Power Drift = 0.119 dB

Peak SAR (extrapolated) = 0.015 W/kg

SAR(1 g) = 0.007 mW/g; SAR(10 g) = 0.002 mW/g

Maximum value of SAR (measured) = 0.008 mW/g

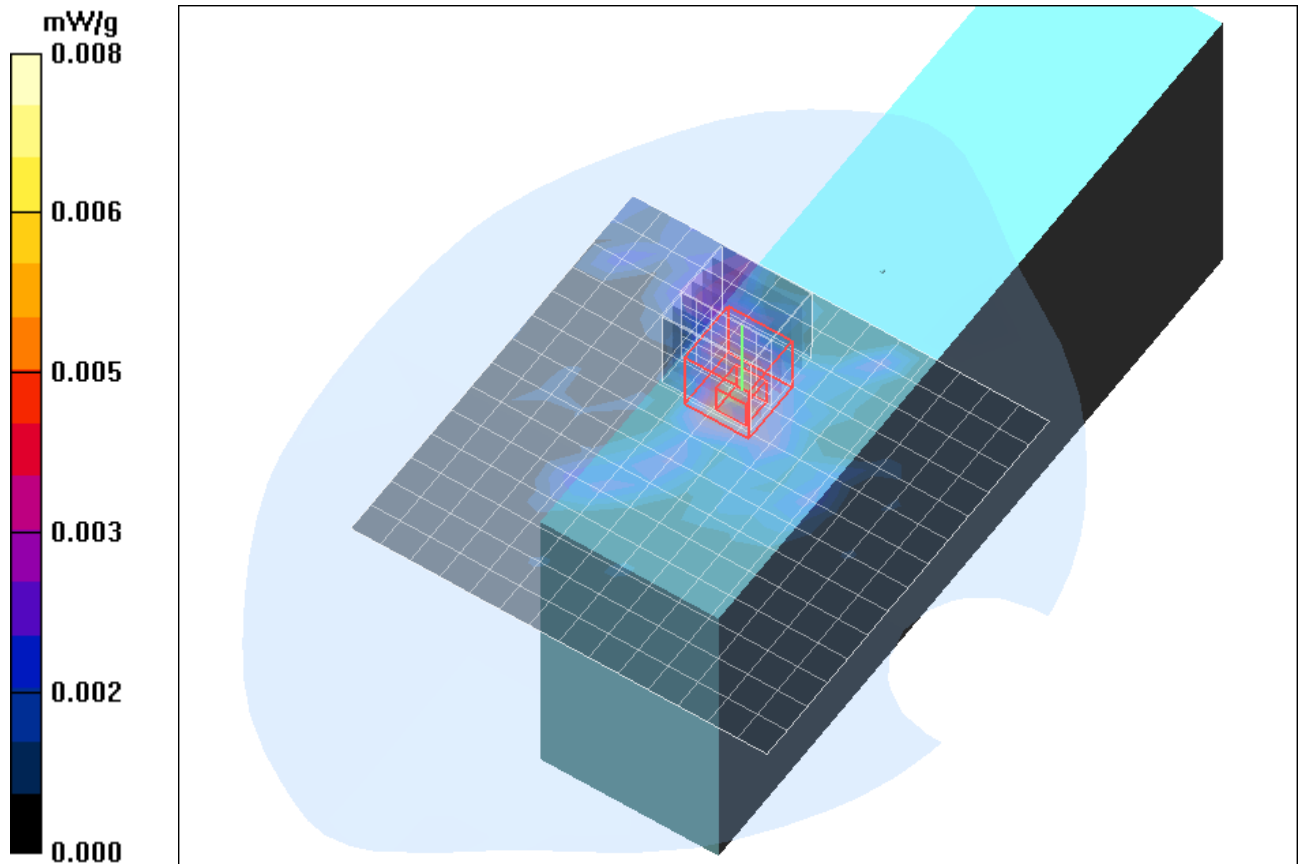


Fig. 13: SAR distribution for IEEE 802.11 b, channel 6, Position 3 (December 23, 2009; Ambient Temperature: 20.7°C; Liquid Temperature: 20.2°C).

Test Laboratory: Imst GmbH, DASY Yellow (II); File Name: [446_ywhm_b_CH6_4.da4](#)

DUT: DAP; Type: CE5240; Serial: 352678015275446
 Program Name: WLAN

Communication System: WLAN 2450; Frequency: 2437 MHz; Duty Cycle: 1:1
 Medium parameters used: $f = 2437$ MHz; $\sigma = 1.96$ mho/m; $\epsilon_r = 53.5$; $\rho = 1000$ kg/m³
 Phantom section: Flat Section

DASY4 Configuration:

- Probe: EX3DV4 - SN3536; ConvF(7.57, 7.57, 7.57); Calibrated: 18.09.2009
- Sensor-Surface: 4mm (Mechanical Surface Detection)
- Electronics: DAE4 Sn631; Calibrated: 14.09.2009
- Phantom: SAM Glycol 1340; Type: QD 000 P40 CB; Serial: TP-1340
- Measurement SW: DASY4, V4.7 Build 80; Postprocessing SW: SEMCAD, V1.8 Build 186

Body Worn/Area Scan (11x16x1): Measurement grid: dx=10mm, dy=10mm

Maximum value of SAR (measured) = 0.091 mW/g

Body Worn/Zoom Scan (7x7x7)/Cube 0: Measurement grid: dx=5mm, dy=5mm, dz=5mm

Reference Value = 1.78 V/m; Power Drift = 0.042 dB

Peak SAR (extrapolated) = 0.176 W/kg

SAR(1 g) = 0.078 mW/g; SAR(10 g) = 0.034 mW/g

Maximum value of SAR (measured) = 0.093 mW/g

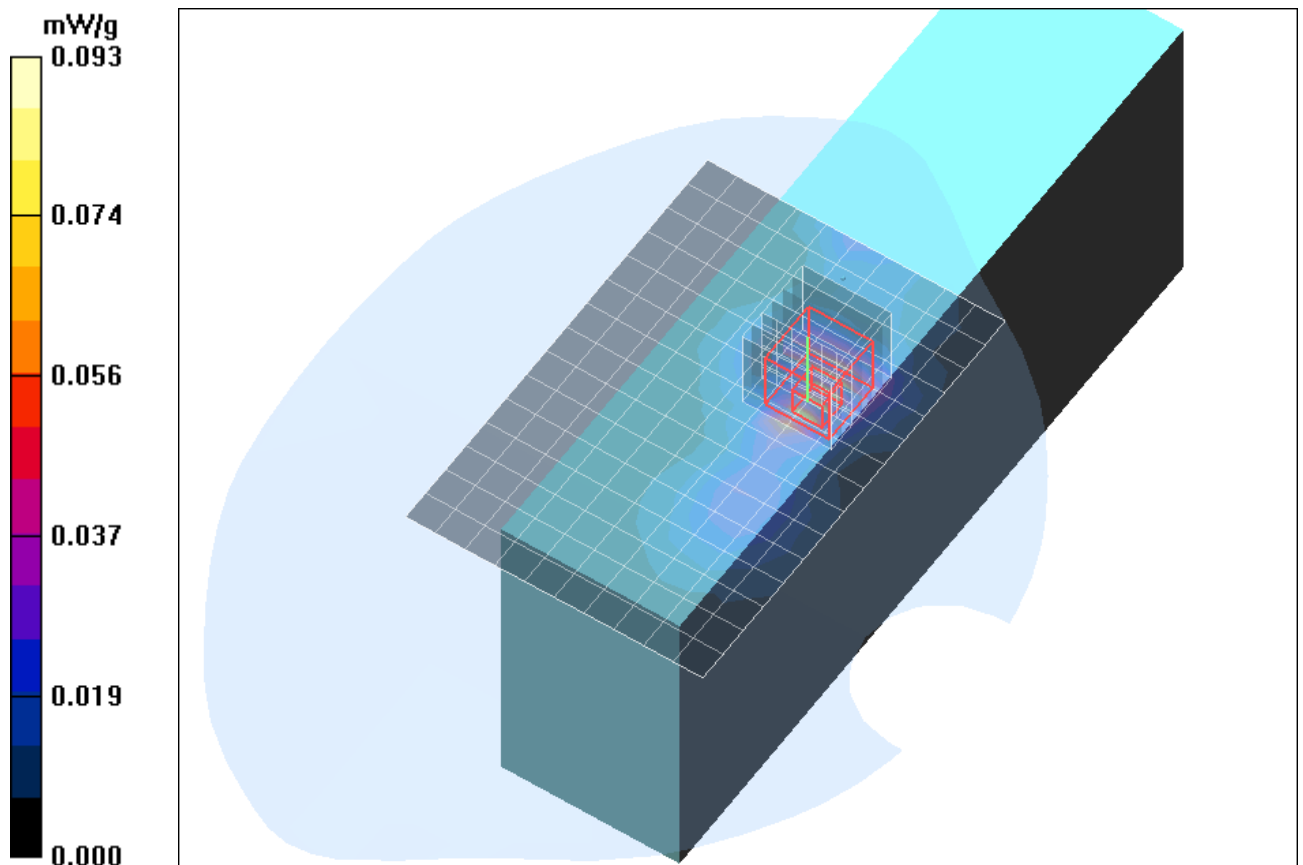


Fig. 14: SAR distribution for IEEE 802.11 b, channel 6, Position 4 (December 23, 2009; Ambient Temperature: 20.7°C; Liquid Temperature: 20.2°C).

Test Laboratory: Imst GmbH, DASY Yellow (II); File Name: [446_ywhm_b_CH6_5.da4](#)

DUT: DAP; Type: CE5240; Serial: 352678015275446

Program Name: WLAN

Communication System: WLAN 2450; Frequency: 2437 MHz; Duty Cycle: 1:1

Medium parameters used: $f = 2437$ MHz; $\sigma = 1.96$ mho/m; $\epsilon_r = 53.5$; $\rho = 1000$ kg/m³

Phantom section: Flat Section

DASY4 Configuration:

- Probe: EX3DV4 - SN3536; ConvF(7.57, 7.57, 7.57); Calibrated: 18.09.2009
- Sensor-Surface: 4mm (Mechanical Surface Detection)
- Electronics: DAE4 Sn631; Calibrated: 14.09.2009
- Phantom: SAM Glycol 1340; Type: QD 000 P40 CB; Serial: TP-1340
- Measurement SW: DASY4, V4.7 Build 80; Postprocessing SW: SEMCAD, V1.8 Build 186

Body Worn/Area Scan (15x19x1): Measurement grid: dx=10mm, dy=10mm

Maximum value of SAR (measured) = 0.002 mW/g

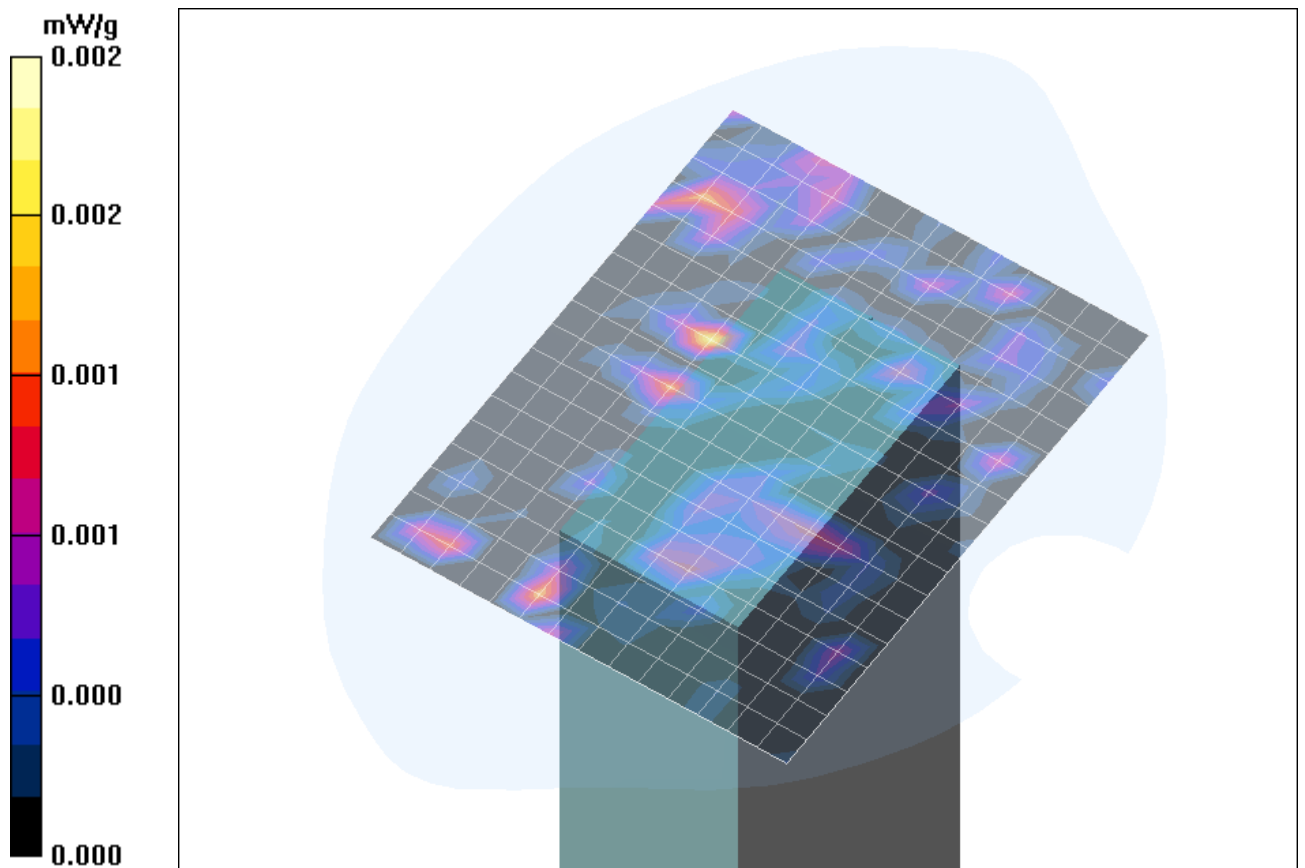


Fig. 15: SAR distribution for IEEE 802.11 b, channel 6, Position 5 (December 23, 2009; Ambient Temperature: 20.7°C; Liquid Temperature: 20.2°C).

4 SAR z-axis scans (Validation)

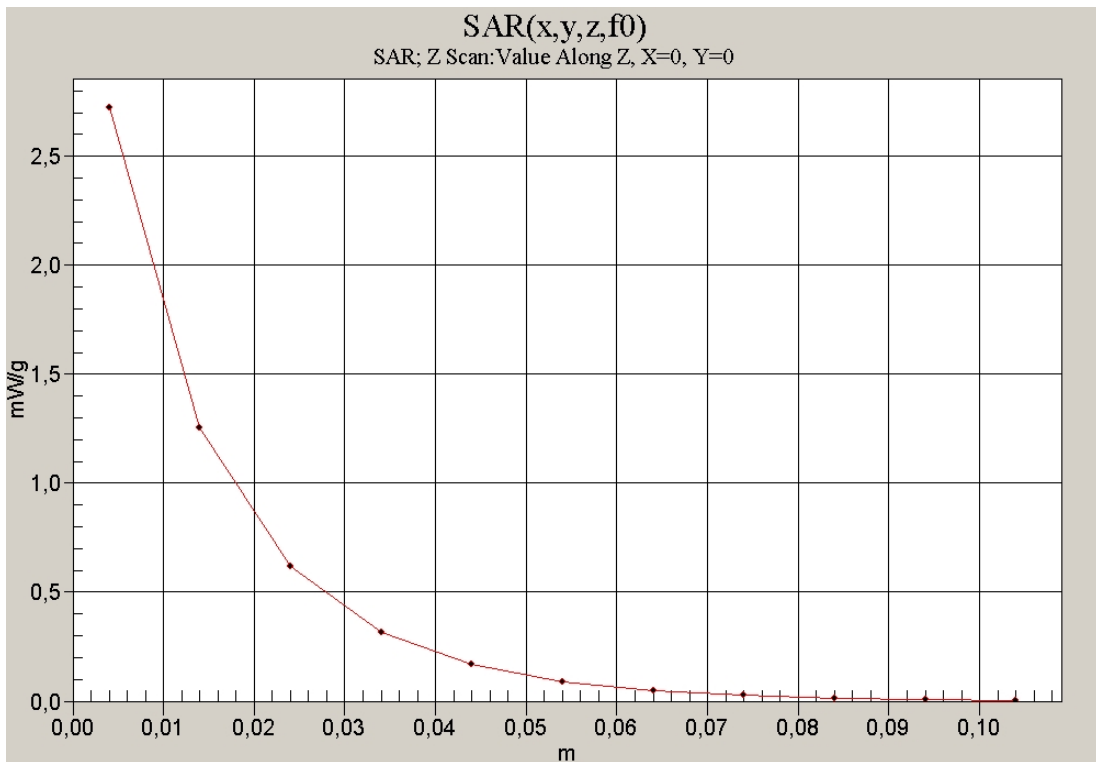


Fig. 16: SAR versus liquid depth, 835 MHz, body (December 14, 2009; Ambient Temperature: 20.6°C; Liquid Temperature: 20.4°C).

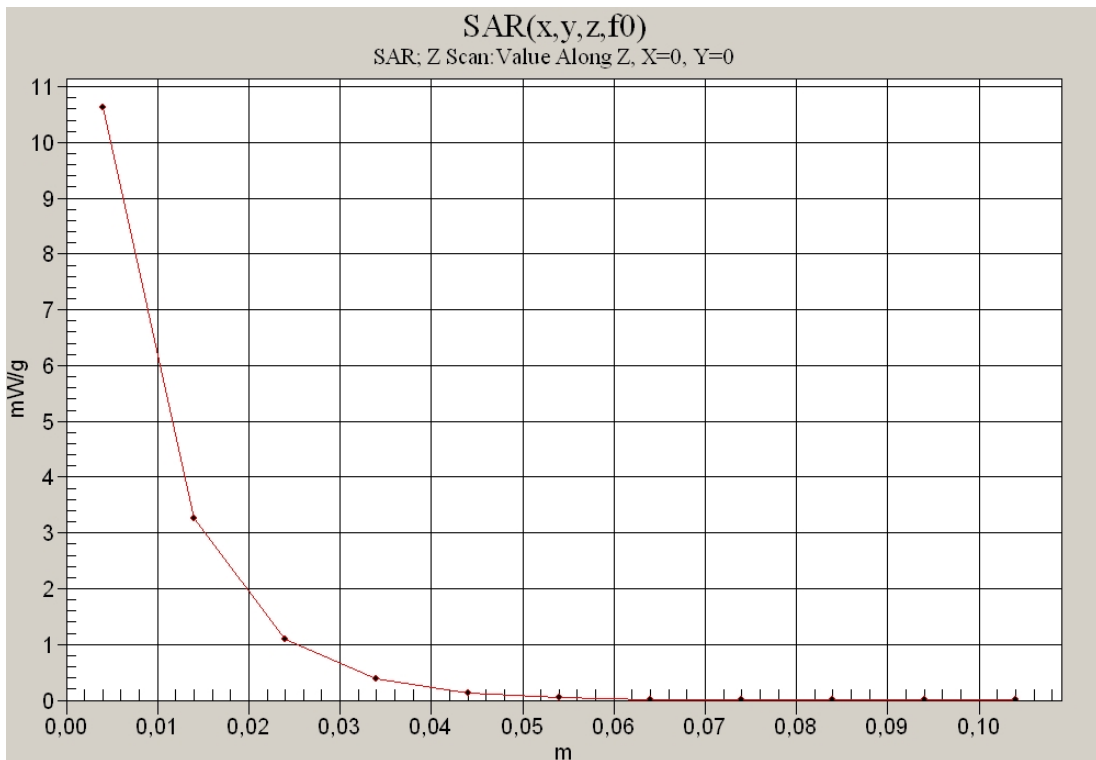


Fig. 17: SAR versus liquid depth, 1900 MHz, body (December 11, 2009; Ambient Temperature: 21.3°C; Liquid Temperature: 20.9°C).

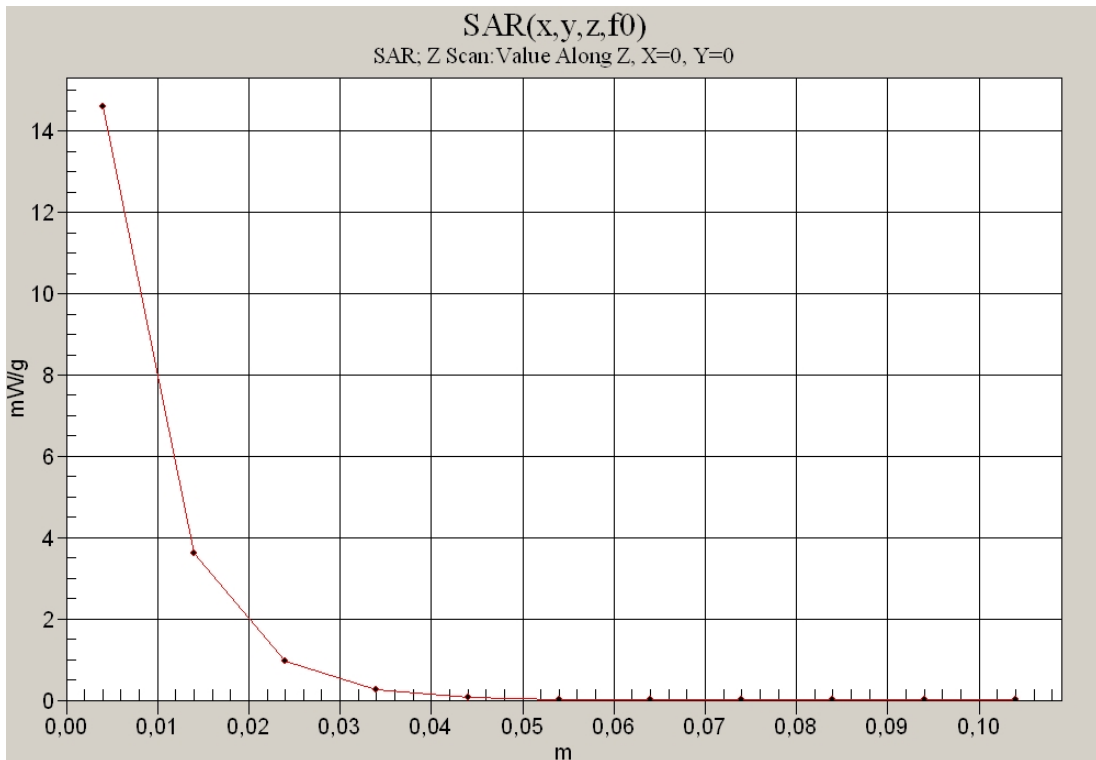


Fig. 18: SAR versus liquid depth, 2450 MHz, body (December 23, 2010; Ambient Temperature: 20.6°C; Liquid Temperature: 20.2°C).

5 SAR z-axis scans (Measurements)

The following pictures show the plots of SAR versus liquid depth for the worst case values.

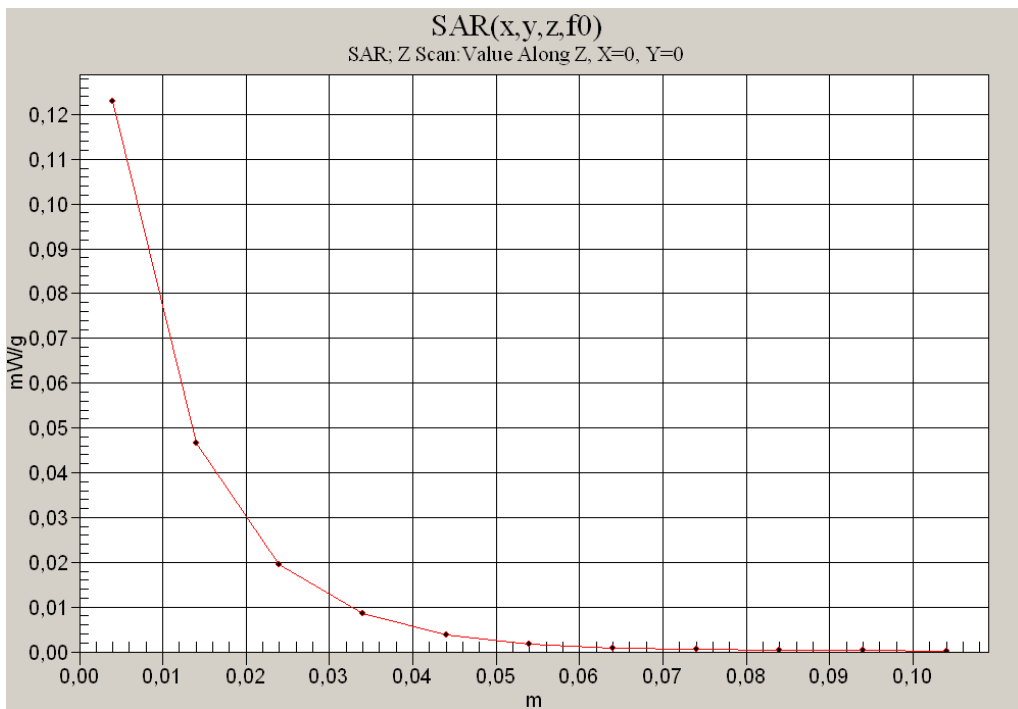


Fig. 19: SAR versus liquid depth, body: GPRS 850 (Class 12), channel 190, Position 1 (December 14, 2009; Ambient Temperature: 20.8°C; Liquid Temperature: 20.5°C).

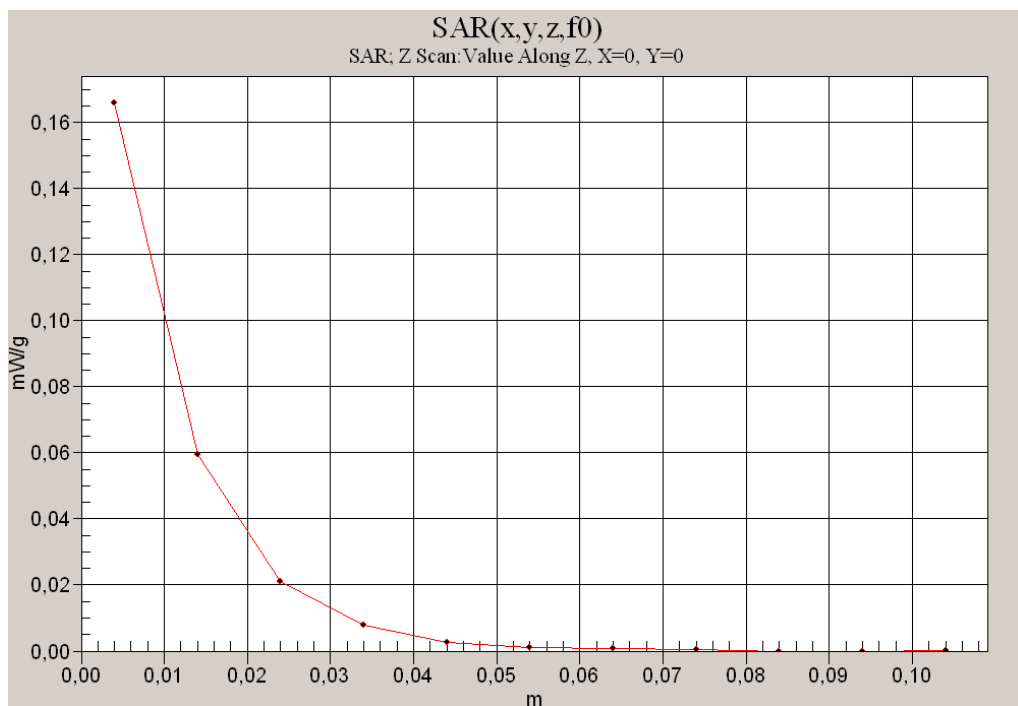


Fig. 20: SAR versus liquid depth, body: GPRS 1900 (Class 12), channel 661, Position 1 (December 11, 2009; Ambient Temperature: 21.3°C; Liquid Temperature: 20.9°C).

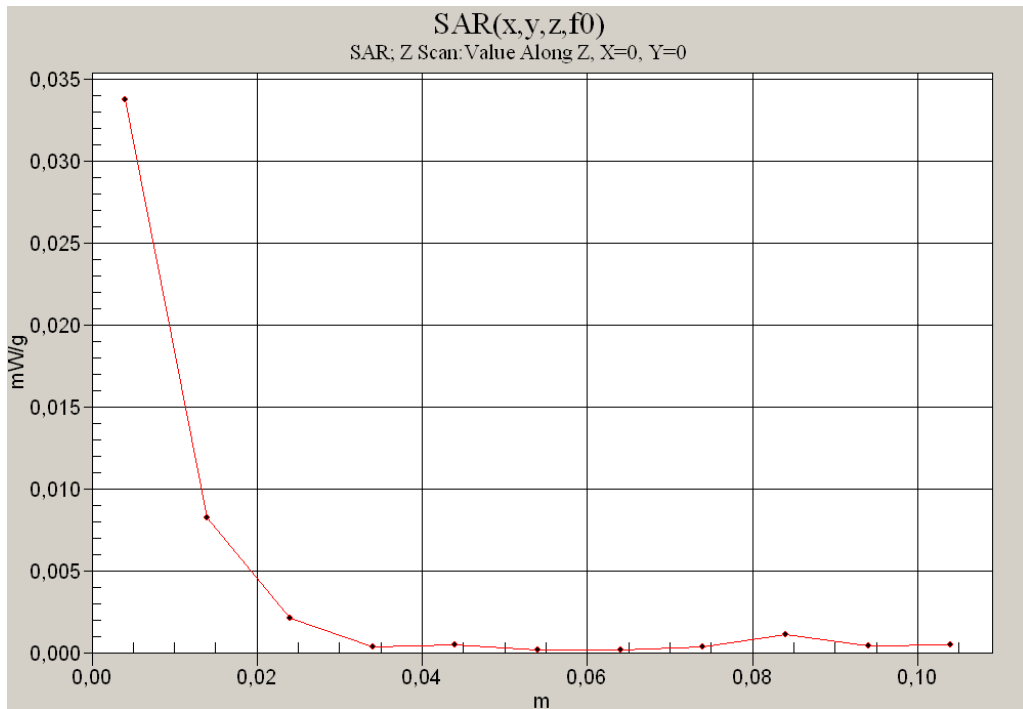


Fig. 21: SAR versus liquid depth, body: IEEE 802.11 b, channel 6, Position 2 (December 23, 2009; Ambient Temperature: 20.7°C; Liquid Temperature: 20.2°C).