





Appendix D. Photographs of the Test Set-Up

Photo 1: Front Face_5mm	Photo 1: Rear Face_5mm
 A close-up photograph showing the front face of a black metal test fixture. A blue cable is connected to a component on top of the fixture. The background is a plain, light-colored wall.	 A close-up photograph showing the rear face of the black metal test fixture. A blue cable is connected to a component on top. The background is a plain, light-colored wall.
Photo 3: Top Side_5mm	Photo 4: Bottom Side_5mm
 A close-up photograph showing the top side of the black metal test fixture. A blue cable is connected to a component on top. The background is a plain, light-colored wall.	 A close-up photograph showing the bottom side of the black metal test fixture. A blue cable is connected to a component on top. The background is a plain, light-colored wall.