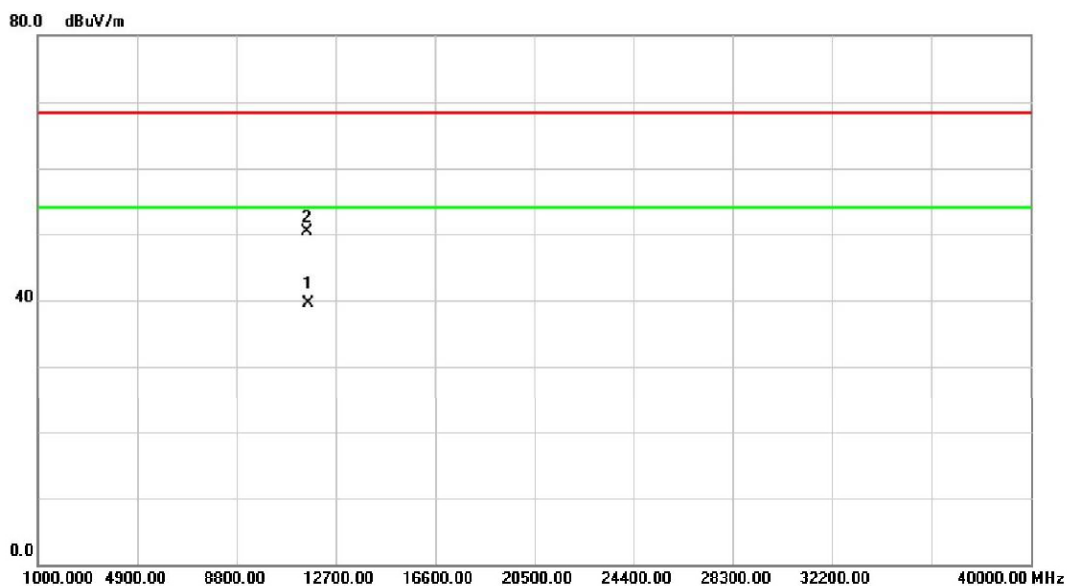


Orthogonal Axis:	X
Test Voltage:	AC 120V/60Hz
Test Mode:	UNII-3/TX N20 Mode 5785MHz

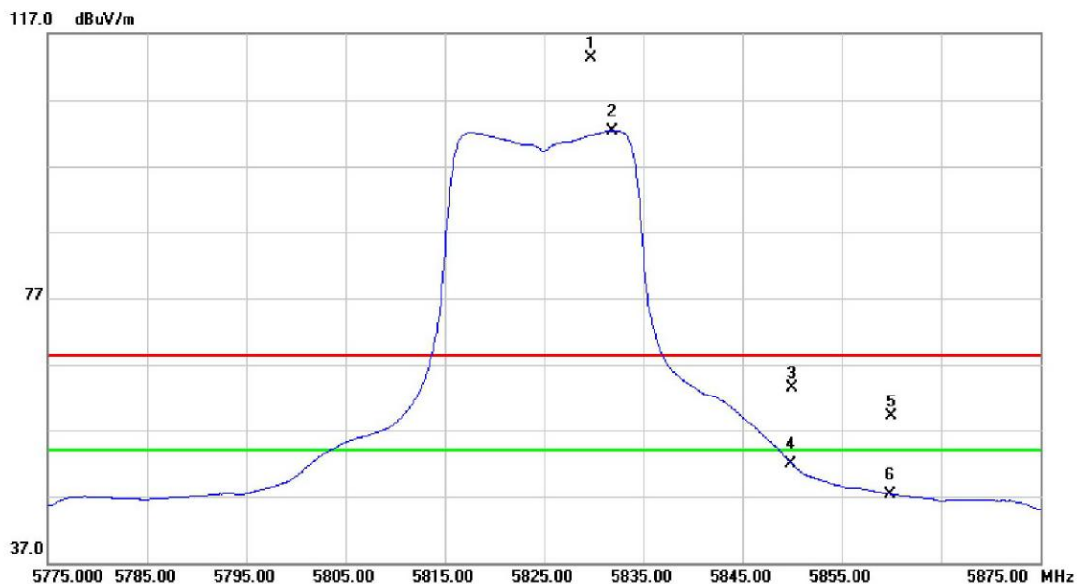
Horizontal



No.	Mk.	Freq. MHz	Reading Level dBuV	Correct Factor dB	Measure- ment dBuV/m	Limit dBuV/m	Over dB	Detector	Comment
1	*	11570.32	19.23	20.18	39.41	54.00	-14.59	AVG	
2		11570.73	30.17	20.18	50.35	68.30	-17.95	peak	

Orthogonal Axis:	X
Test Voltage:	AC 120V/60Hz
Test Mode:	UNII-3/TX N20 Mode 5825MHz

Vertical

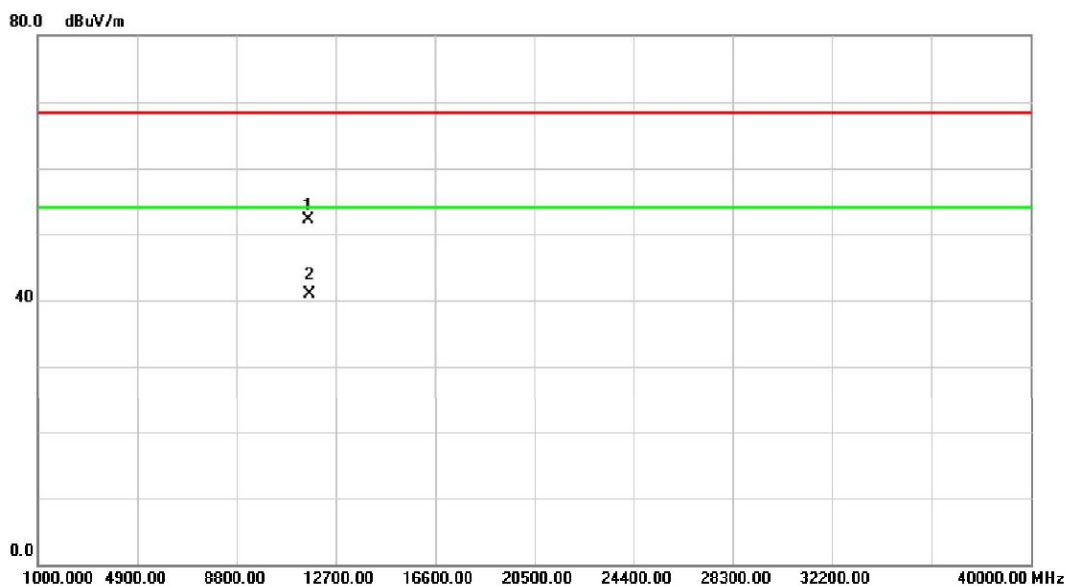


No.	Mk.	Freq. MHz	Reading Level dBuV	Correct Factor dB	Measure- ment dBuV/m	Limit dBuV/m	Over dB	Detector	Comment
1	X	5829.700	69.40	43.97	113.37	68.30	45.07	peak	no limit
2	*	5831.900	58.36	43.98	102.34	54.00	48.34	AVG	no limit
3		5850.000	19.36	44.06	63.42	68.30	-4.88	peak	
4		5850.000	7.88	44.06	51.94	54.00	-2.06	AVG	
5		5860.000	15.08	44.10	59.18	68.30	-9.12	peak	
6		5860.000	3.29	44.10	47.39	54.00	-6.61	AVG	

Note:(1)The limit within 10 MHz of band edge frequency = $-17\text{dBm/MHz} = 78.3\text{ dBuV/m}$;
 (2)The limit beyond 10 MHz of band edge frequency = $-27\text{dBm/MHz} = 68.3\text{ dBuV/m}$

Orthogonal Axis:	X
Test Voltage:	AC 120V/60Hz
Test Mode:	UNII-3/TX N20 Mode 5825MHz

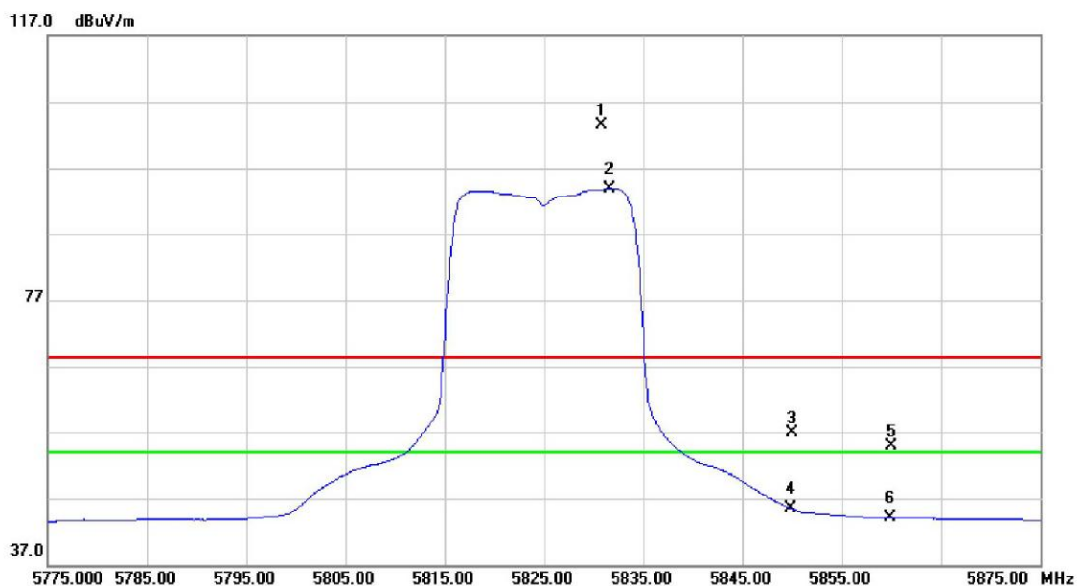
Vertical



No.	Mk.	Freq. MHz	Reading Level dBuV	Correct Factor dB	Measure- ment dBuV/m	Limit dBuV/m	Over dB	Detector	Comment
1		11648.90	31.93	20.13	52.06	68.30	-16.24	peak	
2	*	11648.90	20.75	20.13	40.88	54.00	-13.12	AVG	

Orthogonal Axis:	X
Test Voltage:	AC 120V/60Hz
Test Mode:	UNII-3/TX N20 Mode 5825MHz

Horizontal

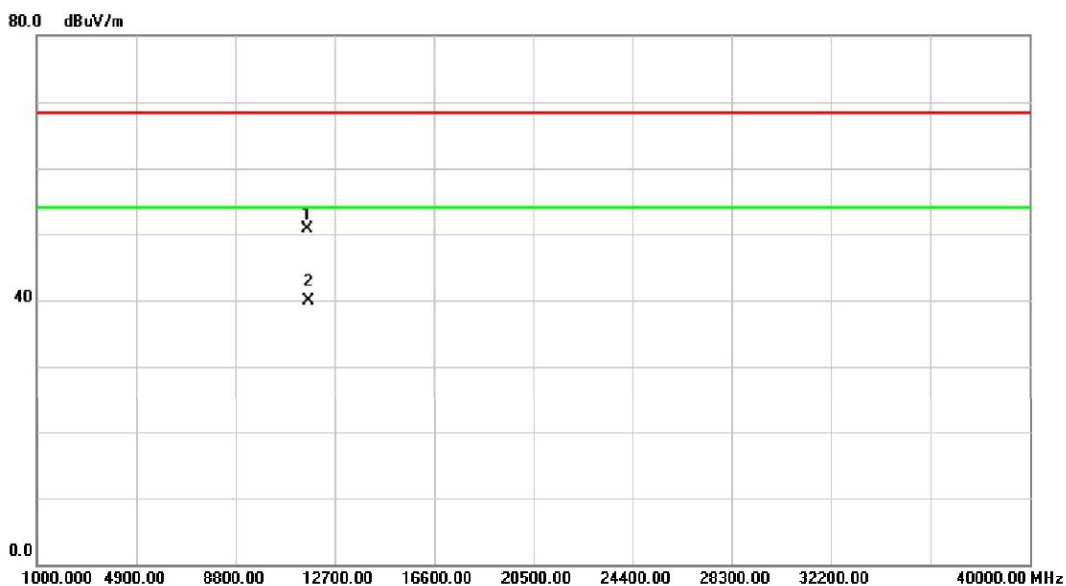


No.	Mk.	Freq. MHz	Reading Level dBuV	Correct Factor dB	Measure- ment dBuV/m	Limit dBuV/m	Over dB	Detector	Comment
1	X	5830.800	59.57	43.98	103.55	68.30	35.25	peak	no limit
2	*	5831.600	50.02	43.98	94.00	54.00	40.00	AVG	no limit
3		5850.000	12.89	44.06	56.95	68.30	-11.35	peak	
4		5850.000	1.35	44.06	45.41	54.00	-8.59	AVG	
5		5860.000	10.82	44.10	54.92	68.30	-13.38	peak	
6		5860.000	0.00	44.10	44.10	54.00	-9.90	AVG	

Note:(1)The limit within 10 MHz of band edge frequency = $-17\text{dBm/MHz} = 78.3\text{ dBuV/m}$;
 (2)The limit beyond 10 MHz of band edge frequency = $-27\text{dBm/MHz} = 68.3\text{ dBuV/m}$

Orthogonal Axis:	X
Test Voltage:	AC 120V/60Hz
Test Mode:	UNII-3/TX N20 Mode 5825MHz

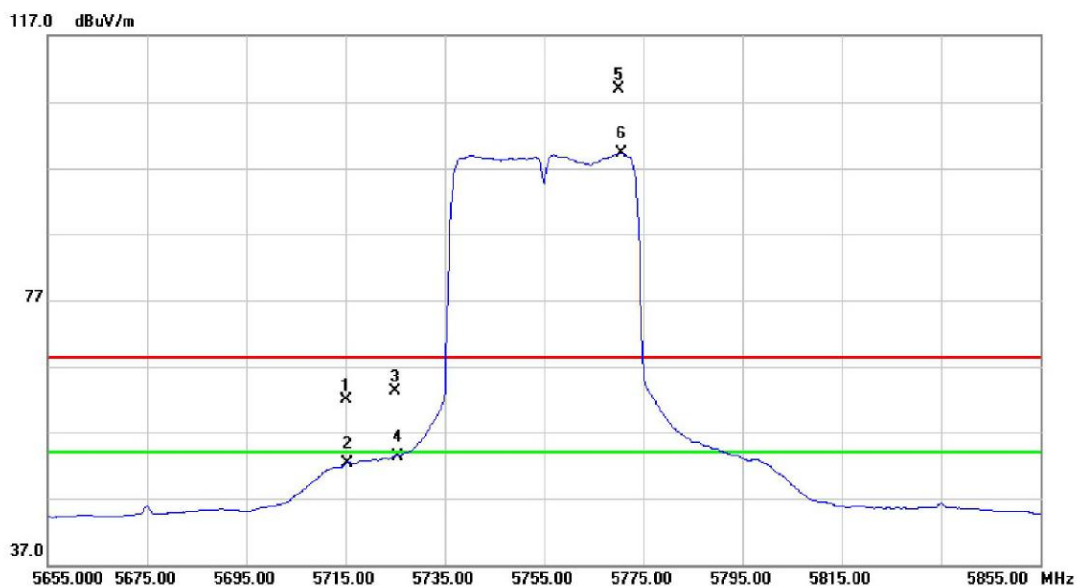
Horizontal



No.	Mk.	Freq. MHz	Reading Level dBuV	Correct Factor dB	Measure- ment dBuV/m	Limit dBuV/m	Over dB	Detector	Comment
1		11650.23	30.56	20.13	50.69	68.30	-17.61	peak	
2	*	11650.23	19.74	20.13	39.87	54.00	-14.13	AVG	

Orthogonal Axis:	X
Test Voltage:	AC 120V/60Hz
Test Mode:	UNII-3/TX N40 Mode 5755MHz

Vertical

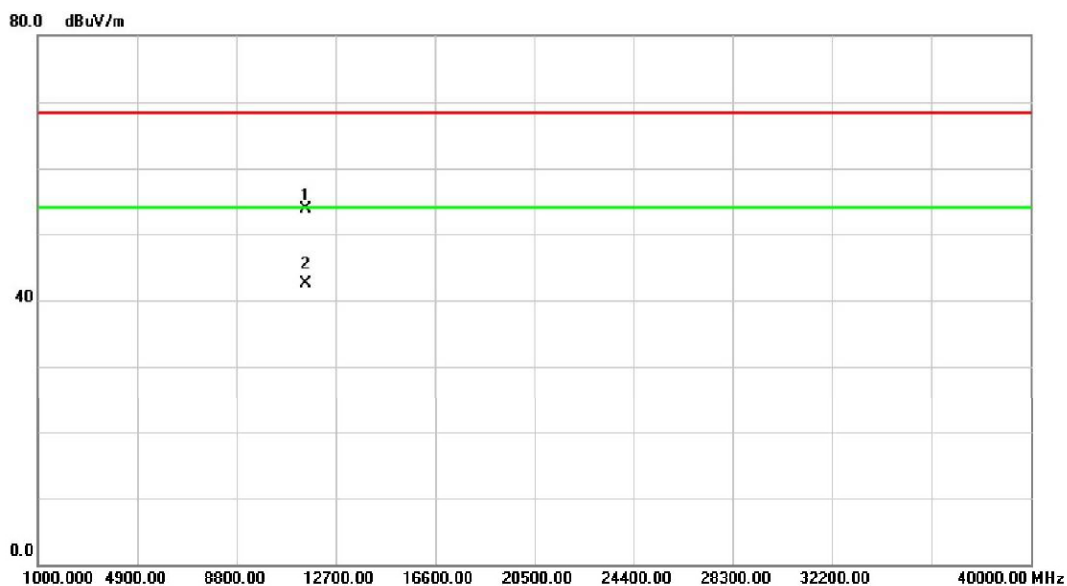


No.	Mk.	Freq. MHz	Reading Level dBuV	Correct Factor dB	Measure- ment dBuV/m	Limit dBuV/m	Over dB	Detector	Comment
1	X	5715.000	18.41	43.47	61.88	68.30	-6.42	peak	
2	X	5715.000	8.80	43.47	52.27	54.00	-1.73	AVG	
3	X	5725.000	19.78	43.51	63.29	68.30	-5.01	peak	
4	X	5725.000	9.88	43.51	53.39	54.00	-0.61	AVG	
5	X	5770.000	65.21	43.71	108.92	68.30	40.62	peak	no limit
6	*	5770.600	55.60	43.71	99.31	54.00	45.31	AVG	no limit

Note:(1)The limit within 10 MHz of band edge frequency = -17dBm/MHz = 78.3 dBuV/m;
 (2)The limit beyond 10 MHz of band edge frequency = -27dBm/MHz = 68.3 dBuV/m

Orthogonal Axis:	X
Test Voltage:	AC 120V/60Hz
Test Mode:	UNII-3/TX N40 Mode 5755MHz

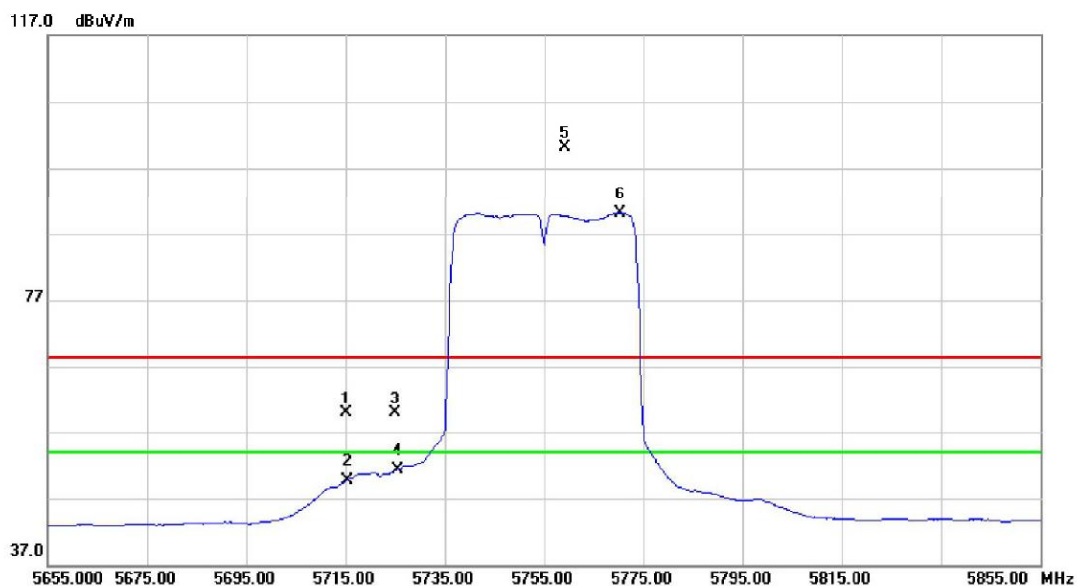
Vertical



No.	Mk.	Freq. MHz	Reading Level dBuV	Correct Factor dB	Measure- ment dBuV/m	Limit dBuV/m	Over dB	Detector	Comment
1		11510.25	33.39	20.23	53.62	68.30	-14.68	peak	
2	*	11510.25	22.21	20.23	42.44	54.00	-11.56	AVG	

Orthogonal Axis:	X
Test Voltage:	AC 120V/60Hz
Test Mode:	UNII-3/TX N40 Mode 5755MHz

Horizontal

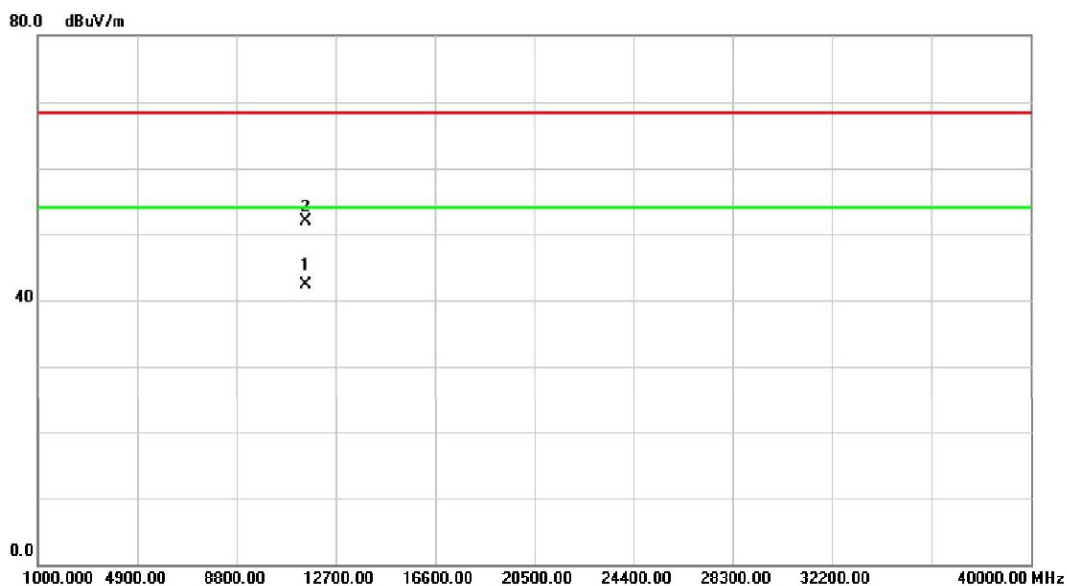


No.	Mk.	Freq. MHz	Reading Level dBuV	Correct Factor dB	Measure- ment dBuV/m	Limit dBuV/m	Over dB	Detector	Comment
1		5715.000	16.49	43.47	59.96	68.30	-8.34	peak	
2		5715.000	6.16	43.47	49.63	54.00	-4.37	AVG	
3		5725.000	16.46	43.51	59.97	68.30	-8.33	peak	
4		5725.000	7.76	43.51	51.27	54.00	-2.73	AVG	
5	X	5759.000	56.53	43.66	100.19	68.30	31.89	peak	no limit
6	*	5770.200	46.39	43.71	90.10	54.00	36.10	AVG	no limit

Note:(1)The limit within 10 MHz of band edge frequency = $-17\text{dBm/MHz} = 78.3\text{ dBuV/m}$;
 (2)The limit beyond 10 MHz of band edge frequency = $-27\text{dBm/MHz} = 68.3\text{ dBuV/m}$

Orthogonal Axis:	X
Test Voltage:	AC 120V/60Hz
Test Mode:	UNII-3/TX N40 Mode 5755MHz

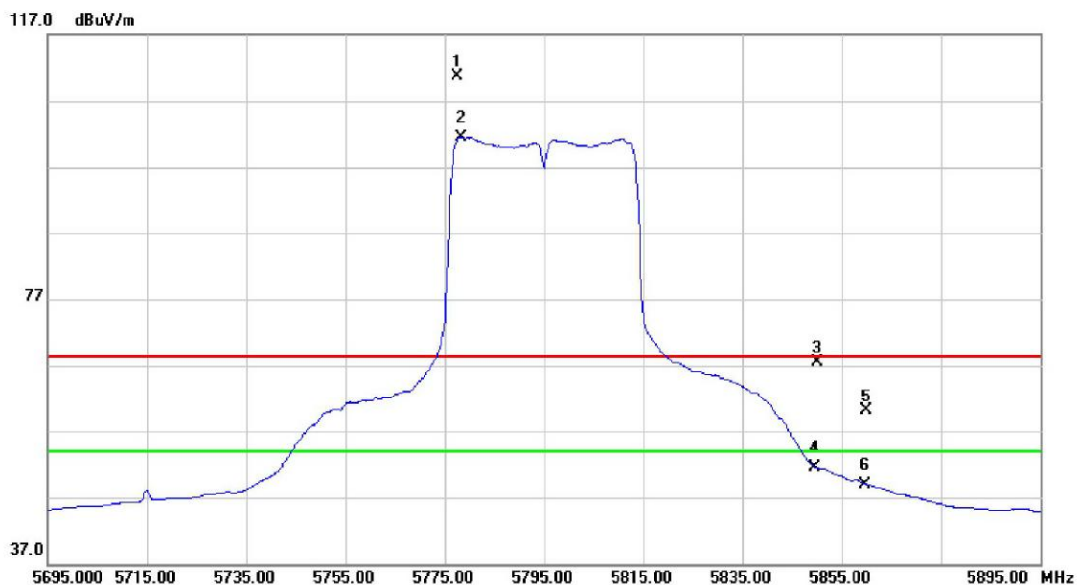
Horizontal



No.	Mk.	Freq. MHz	Reading Level dBuV	Correct Factor dB	Measure- ment dBuV/m	Limit dBuV/m	Over dB	Detector	Comment
1	*	11509.90	22.17	20.23	42.40	54.00	-11.60	AVG	
2		11510.80	31.63	20.22	51.85	68.30	-16.45	peak	

Orthogonal Axis:	X
Test Voltage:	AC 120V/60Hz
Test Mode:	UNII-3/TX N40 Mode 5795MHz

Vertical

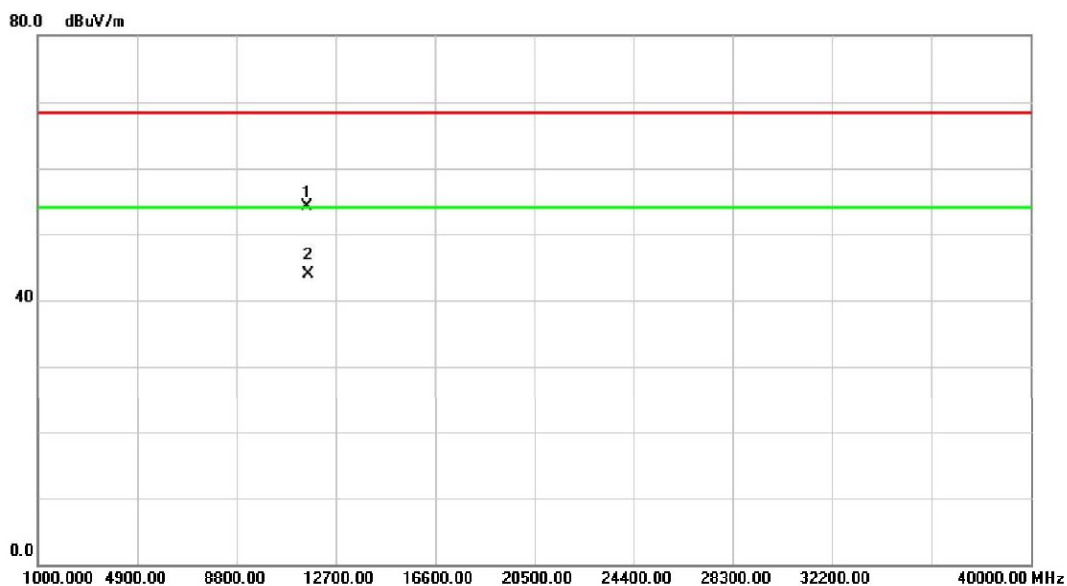


No.	Mk.	Freq. MHz	Reading Level dBuV	Correct Factor dB	Measure- ment dBuV/m	Limit dBuV/m	Over dB	Detector	Comment
1	X	5777.600	67.00	43.74	110.74	68.30	42.44	peak	no limit
2	*	5778.200	57.79	43.74	101.53	54.00	47.53	AVG	no limit
3		5850.000	23.46	44.06	67.52	68.30	-0.78	peak	
4		5850.000	7.39	44.06	51.45	54.00	-2.55	AVG	
5		5860.000	16.00	44.10	60.10	68.30	-8.20	peak	
6		5860.000	4.87	44.10	48.97	54.00	-5.03	AVG	

Note:(1)The limit within 10 MHz of band edge frequency = $-17\text{dBm/MHz} = 78.3\text{ dBuV/m}$;
 (2)The limit beyond 10 MHz of band edge frequency = $-27\text{dBm/MHz} = 68.3\text{ dBuV/m}$

Orthogonal Axis:	X
Test Voltage:	AC 120V/60Hz
Test Mode:	UNII-3/TX N40 Mode 5795MHz

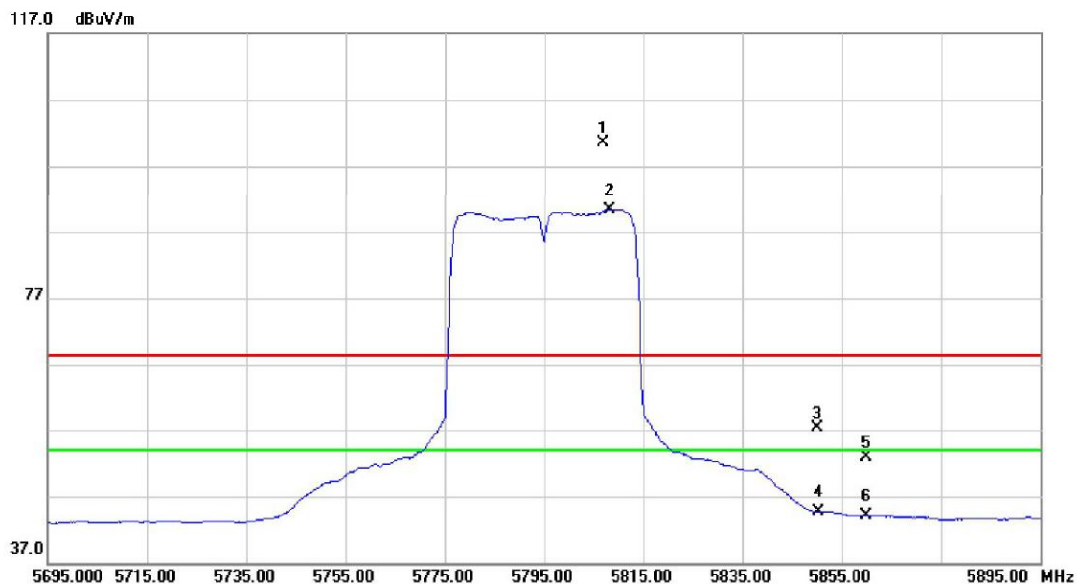
Vertical



No.	Mk.	Freq. MHz	Reading Level dBuV	Correct Factor dB	Measure- ment dBuV/m	Limit dBuV/m	Over dB	Detector	Comment
1		11591.14	33.87	20.17	54.04	68.30	-14.26	peak	
2	*	11591.14	23.65	20.17	43.82	54.00	-10.18	AVG	

Orthogonal Axis:	X
Test Voltage:	AC 120V/60Hz
Test Mode:	UNII-3/TX N40 Mode 5795MHz

Horizontal

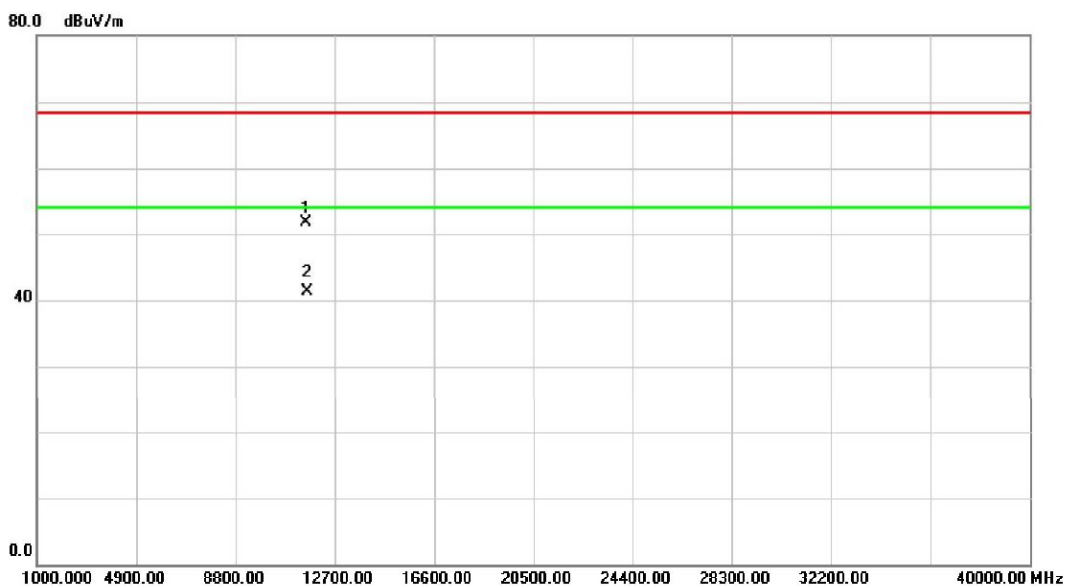


No.	Mk.	Freq. MHz	Reading Level dBuV	Correct Factor dB	Measure- ment dBuV/m	Limit dBuV/m	Over dB	Detector	Comment
1	X	5806.800	56.57	43.87	100.44	68.30	32.14	peak	no limit
2	*	5808.200	46.48	43.88	90.36	54.00	36.36	AVG	no limit
3		5850.000	13.31	44.06	57.37	68.30	-10.93	peak	
4		5850.000	0.67	44.06	44.73	54.00	-9.27	AVG	
5		5860.000	8.81	44.10	52.91	68.30	-15.39	peak	
6		5860.000	-0.06	44.10	44.04	54.00	-9.96	AVG	

Note:(1)The limit within 10 MHz of band edge frequency = $-17\text{dBm/MHz} = 78.3\text{ dBuV/m}$;
 (2)The limit beyond 10 MHz of band edge frequency = $-27\text{dBm/MHz} = 68.3\text{ dBuV/m}$

Orthogonal Axis:	X
Test Voltage:	AC 120V/60Hz
Test Mode:	UNII-3/TX N40 Mode 5795MHz

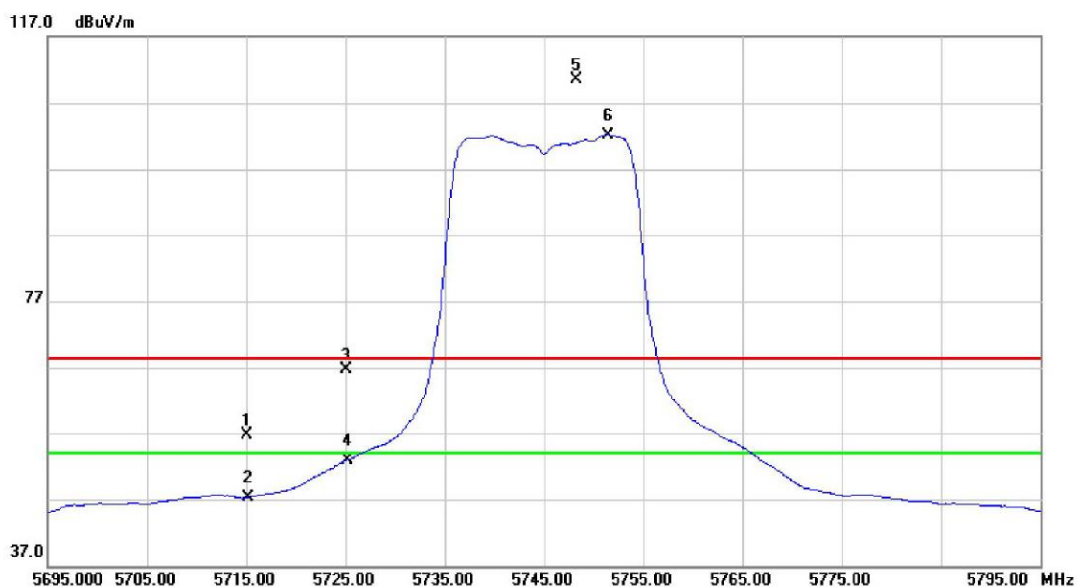
Horizontal



No.	Mk.	Freq. MHz	Reading Level dBuV	Correct Factor dB	Measure- ment dBuV/m	Limit dBuV/m	Over dB	Detector	Comment
1		11588.74	31.56	20.18	51.74	68.30	-16.56	peak	
2	*	11588.74	21.17	20.18	41.35	54.00	-12.65	AVG	

Orthogonal Axis:	X
Test Voltage:	AC 120V/60Hz
Test Mode:	UNII-3/TX AC20 Mode 5745MHz

Vertical

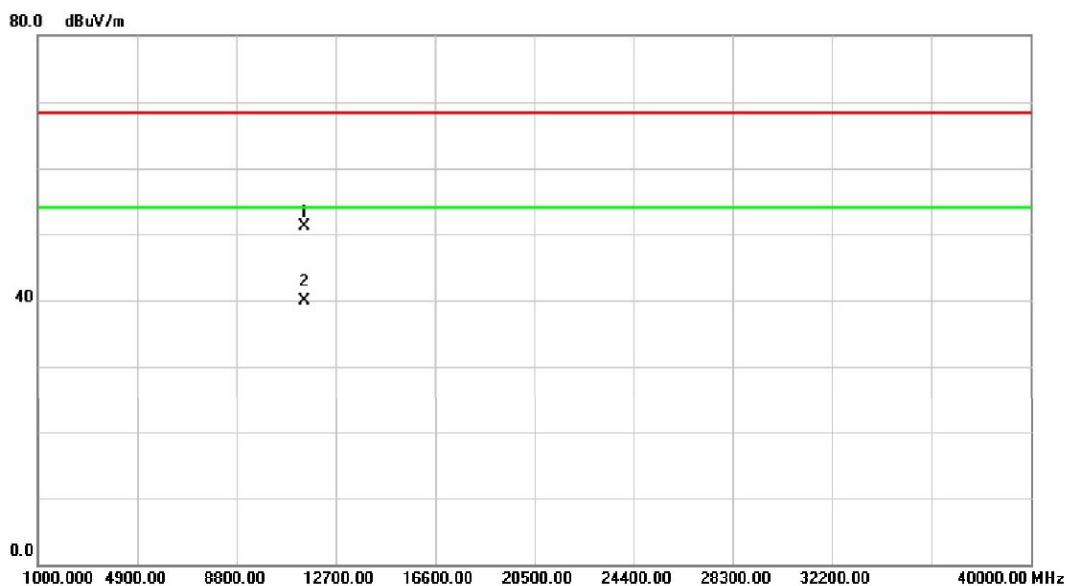


No.	Mk.	Freq. MHz	Reading Level dBuV	Correct Factor dB	Measure- ment dBuV/m	Limit dBuV/m	Over dB	Detector	Comment
1		5715.000	13.31	43.47	56.78	68.30	-11.52	peak	
2		5715.000	3.80	43.47	47.27	54.00	-6.73	AVG	
3		5725.000	23.10	43.51	66.61	68.30	-1.69	peak	
4		5725.000	9.40	43.51	52.91	54.00	-1.09	AVG	
5	X	5748.300	66.84	43.61	110.45	68.30	42.15	peak	no limit
6	*	5751.400	58.57	43.63	102.20	54.00	48.20	AVG	no limit

Note:(1)The limit within 10 MHz of band edge frequency = -17dBm/MHz = 78.3 dBuV/m;
 (2)The limit beyond 10 MHz of band edge frequency = -27dBm/MHz = 68.3 dBuV/m

Orthogonal Axis:	X
Test Voltage:	AC 120V/60Hz
Test Mode:	UNII-3/TX AC20 Mode 5745MHz

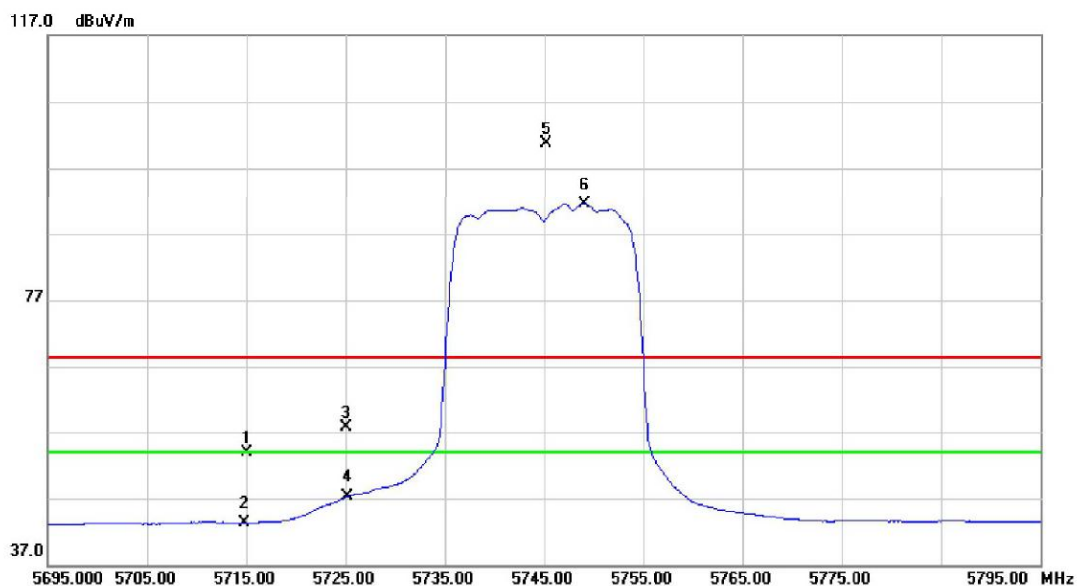
Vertical



No.	Mk.	Freq. MHz	Reading Level dBuV	Correct Factor dB	Measure- ment dBuV/m	Limit dBuV/m	Over dB	Detector	Comment
1		11490.47	30.87	20.19	51.06	68.30	-17.24	peak	
2	*	11490.47	19.72	20.19	39.91	54.00	-14.09	AVG	

Orthogonal Axis:	X
Test Voltage:	AC 120V/60Hz
Test Mode:	UNII-3/TX AC20 Mode 5745MHz

Horizontal

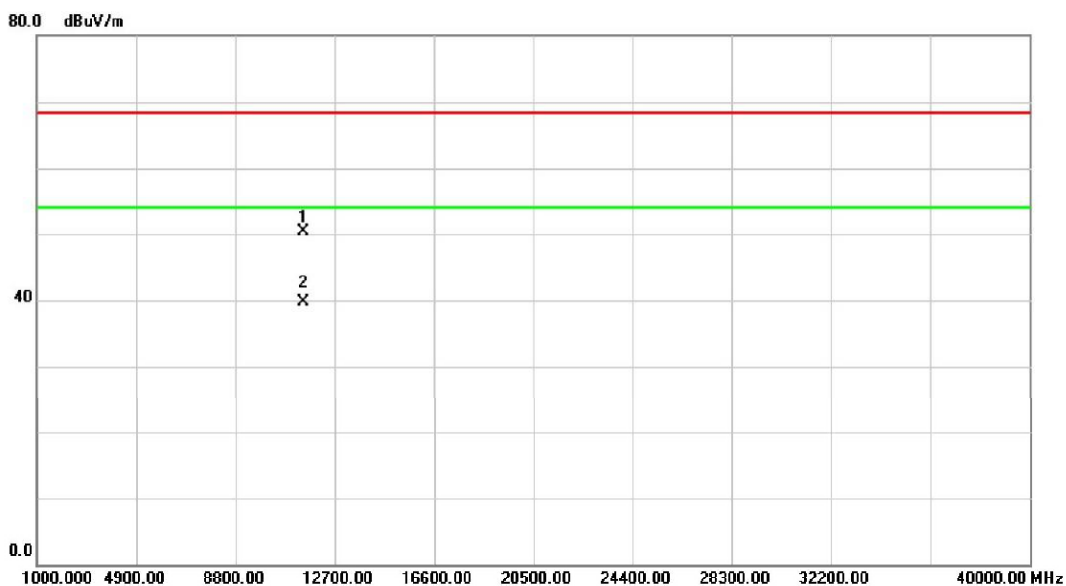


No.	Mk.	Freq. MHz	Reading Level dBuV	Correct Factor dB	Measure- ment dBuV/m	Limit dBuV/m	Over dB	Detector	Comment
1		5715.000	10.34	43.47	53.81	68.30	-14.49	peak	
2		5715.000	-0.15	43.47	43.32	54.00	-10.68	AVG	
3		5725.000	14.16	43.51	57.67	68.30	-10.63	peak	
4		5725.000	3.69	43.51	47.20	54.00	-6.80	AVG	
5	X	5745.200	57.02	43.60	100.62	68.30	32.32	peak	no limit
6	*	5749.000	47.91	43.62	91.53	54.00	37.53	AVG	no limit

Note:(1)The limit within 10 MHz of band edge frequency = $-17\text{dBm/MHz} = 78.3\text{ dBuV/m}$;
 (2)The limit beyond 10 MHz of band edge frequency = $-27\text{dBm/MHz} = 68.3\text{ dBuV/m}$

Orthogonal Axis:	X
Test Voltage:	AC 120V/60Hz
Test Mode:	UNII-3/TX AC20 Mode 5745MHz

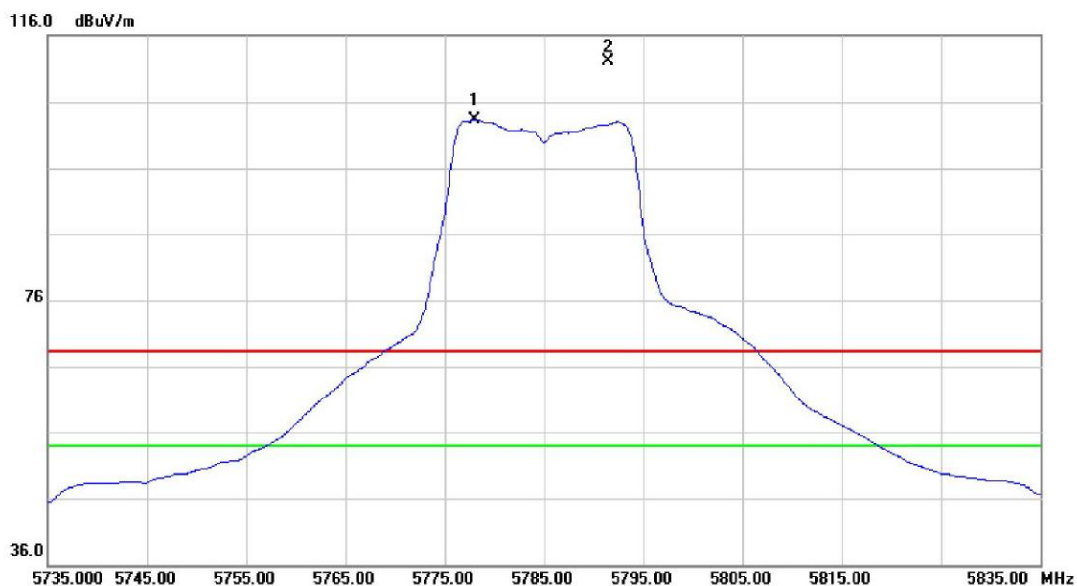
Horizontal



No.	Mk.	Freq. MHz	Reading Level dBuV	Correct Factor dB	Measure- ment dBuV/m	Limit dBuV/m	Over dB	Detector	Comment
1		11490.10	30.12	20.19	50.31	68.30	-17.99	peak	
2	*	11490.10	19.46	20.19	39.65	54.00	-14.35	AVG	

Orthogonal Axis:	X
Test Voltage:	AC 120V/60Hz
Test Mode:	UNII-3/TX AC20 Mode 5785MHz

Vertical

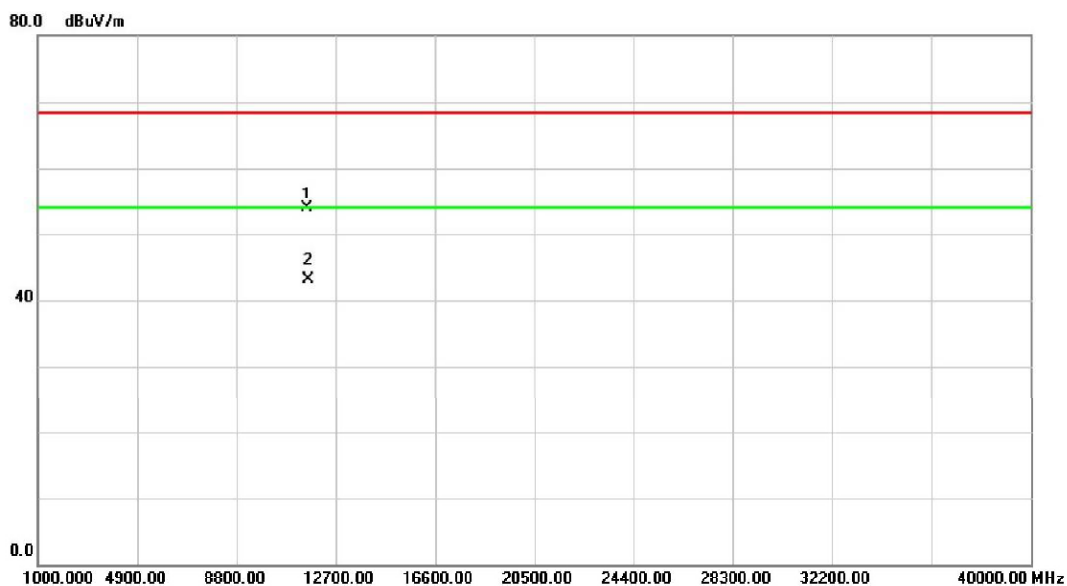


No.	Mk.	Freq. MHz	Reading Level dBuV	Correct Factor dB	Measure- ment dBuV/m	Limit dBuV/m	Over dB	Detector	Comment
1	*	5778.000	59.53	43.74	103.27	54.00	49.27	AVG	no limit
2	X	5791.400	68.31	43.80	112.11	68.30	43.81	peak	no limit

Note:(1)The limit within 10 MHz of band edge frequency = $-17\text{dBm/MHz} = 78.3\text{ dBuV/m}$;
 (2)The limit beyond 10 MHz of band edge frequency = $-27\text{dBm/MHz} = 68.3\text{ dBuV/m}$

Orthogonal Axis:	X
Test Voltage:	AC 120V/60Hz
Test Mode:	UNII-3/TX AC20 Mode 5785MHz

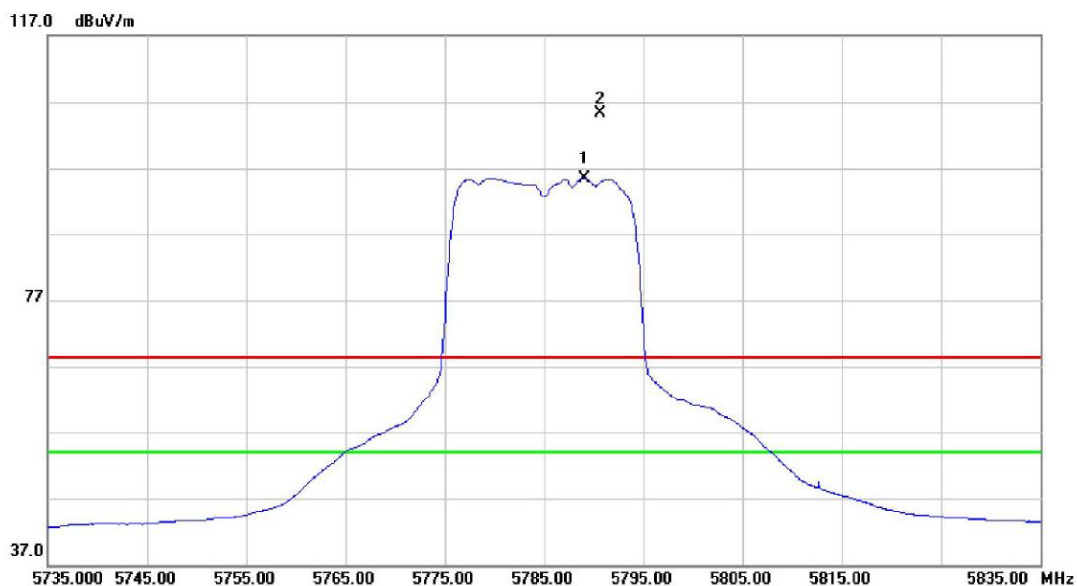
Vertical



No.	Mk.	Freq. MHz	Reading Level dBuV	Correct Factor dB	Measure- ment dBuV/m	Limit dBuV/m	Over dB	Detector	Comment
1		11569.60	33.80	20.18	53.98	68.30	-14.32	peak	
2	*	11569.60	22.91	20.18	43.09	54.00	-10.91	AVG	

Orthogonal Axis:	X
Test Voltage:	AC 120V/60Hz
Test Mode:	UNII-3/TX AC20 Mode 5785MHz

Horizontal

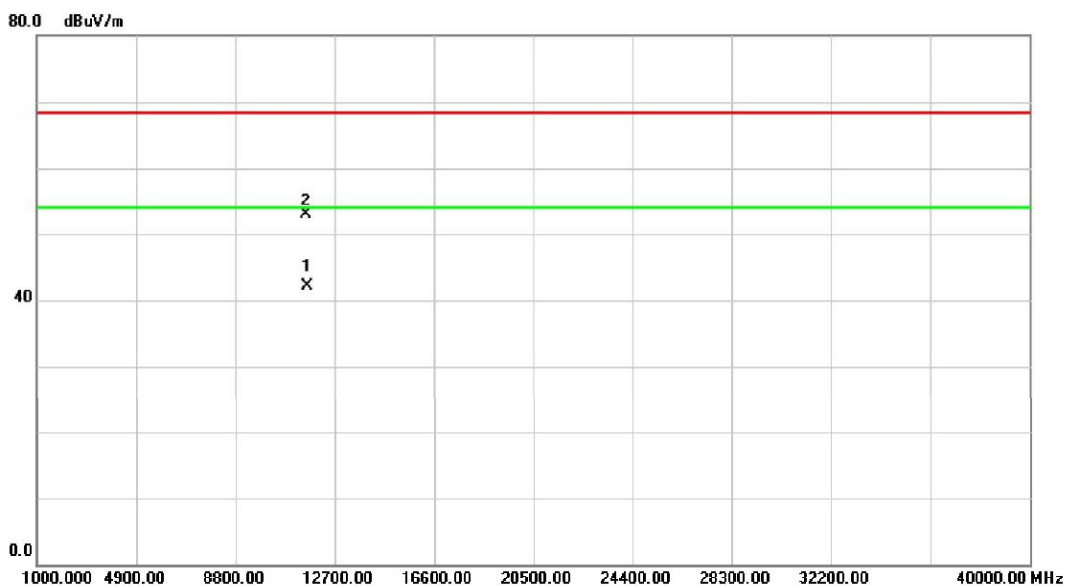


No.	Mk.	Freq. MHz	Reading Level dBuV	Correct Factor dB	Measure- ment dBuV/m	Limit dBuV/m	Over dB	Detector	Comment
1	*	5789.000	51.80	43.79	95.59	54.00	41.59	AVG	no limit
2	X	5790.600	61.54	43.80	105.34	68.30	37.04	peak	no limit

Note:(1)The limit within 10 MHz of band edge frequency = $-17\text{dBm/MHz} = 78.3\text{ dBuV/m}$;
 (2)The limit beyond 10 MHz of band edge frequency = $-27\text{dBm/MHz} = 68.3\text{ dBuV/m}$

Orthogonal Axis:	X
Test Voltage:	AC 120V/60Hz
Test Mode:	UNII-3/TX AC20 Mode 5785MHz

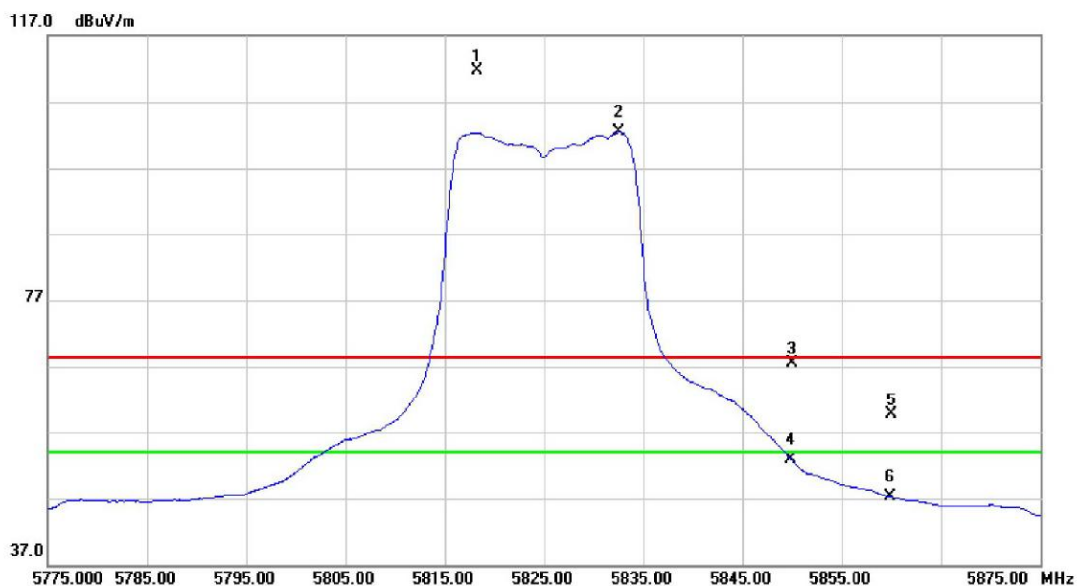
Horizontal



No.	Mk.	Freq. MHz	Reading Level dBuV	Correct Factor dB	Measure- ment dBuV/m	Limit dBuV/m	Over dB	Detector	Comment
1	*	11571.50	21.86	20.18	42.04	54.00	-11.96	AVG	
2		11571.71	32.64	20.18	52.82	68.30	-15.48	peak	

Orthogonal Axis:	X
Test Voltage:	AC 120V/60Hz
Test Mode:	UNII-3/TX AC20 Mode 5825MHz

Vertical

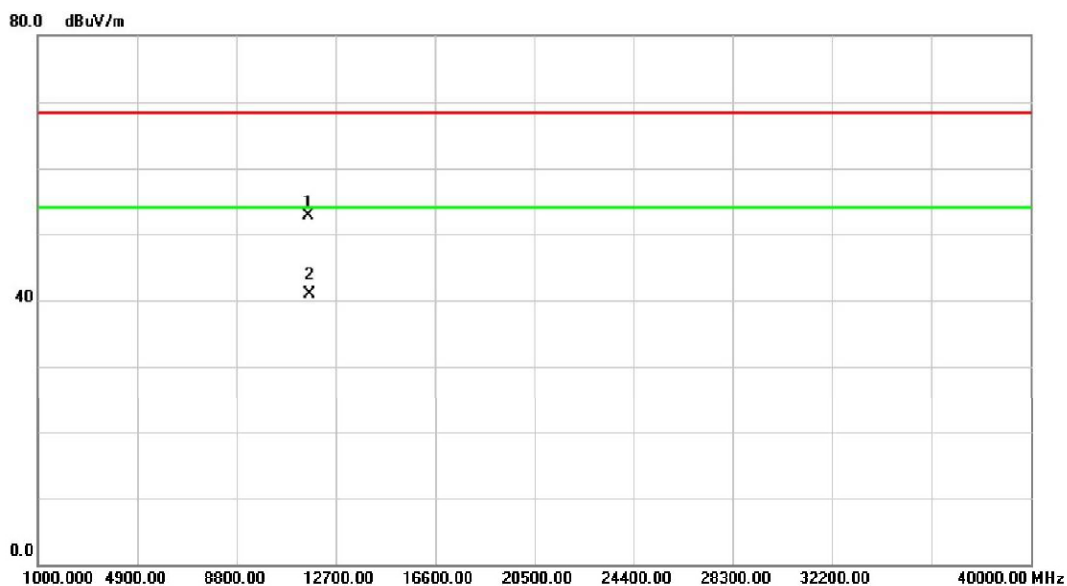


No.	Mk.	Freq. MHz	Reading Level dBuV	Correct Factor dB	Measure- ment dBuV/m	Limit dBuV/m	Over dB	Detector	Comment
1	X	5818.200	67.88	43.92	111.80	68.30	43.50	peak	no limit
2	*	5832.500	58.44	43.98	102.42	54.00	48.42	AVG	no limit
3		5850.000	23.37	44.06	67.43	68.30	-0.87	peak	
4		5850.000	8.75	44.06	52.81	54.00	-1.19	AVG	
5		5860.000	15.54	44.10	59.64	68.30	-8.66	peak	
6		5860.000	3.13	44.10	47.23	54.00	-6.77	AVG	

Note:(1)The limit within 10 MHz of band edge frequency = $-17\text{dBm/MHz} = 78.3\text{ dBuV/m}$;
 (2)The limit beyond 10 MHz of band edge frequency = $-27\text{dBm/MHz} = 68.3\text{ dBuV/m}$

Orthogonal Axis:	X
Test Voltage:	AC 120V/60Hz
Test Mode:	UNII-3/TX AC20 Mode 5825MHz

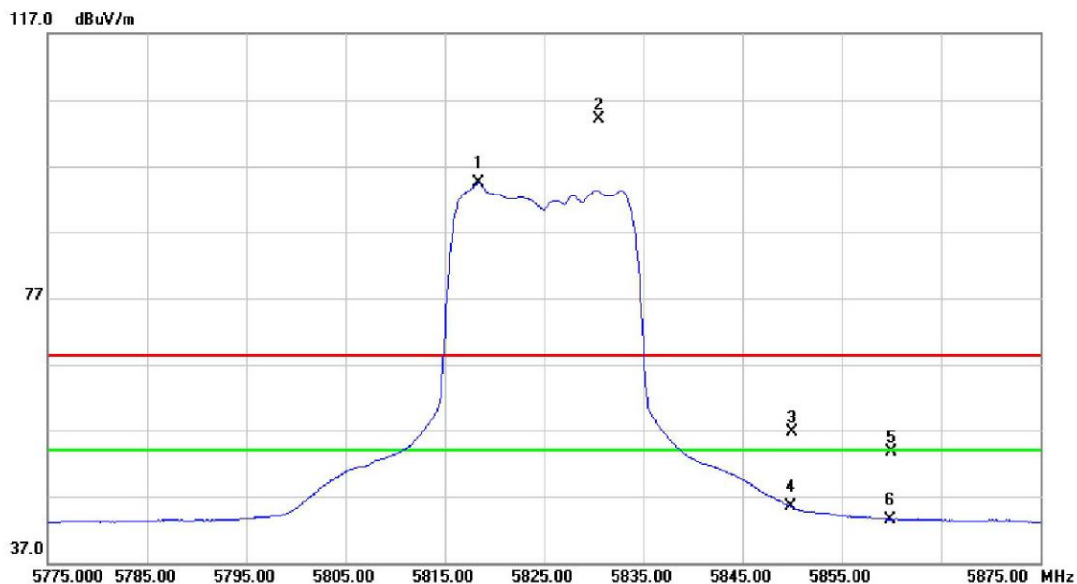
Vertical



No.	Mk.	Freq. MHz	Reading Level dBuV	Correct Factor dB	Measure- ment dBuV/m	Limit dBuV/m	Over dB	Detector	Comment
1		11650.43	32.56	20.13	52.69	68.30	-15.61	peak	
2	*	11650.49	20.69	20.13	40.82	54.00	-13.18	AVG	

Orthogonal Axis:	X
Test Voltage:	AC 120V/60Hz
Test Mode:	UNII-3/TX AC20 Mode 5825MHz

Horizontal

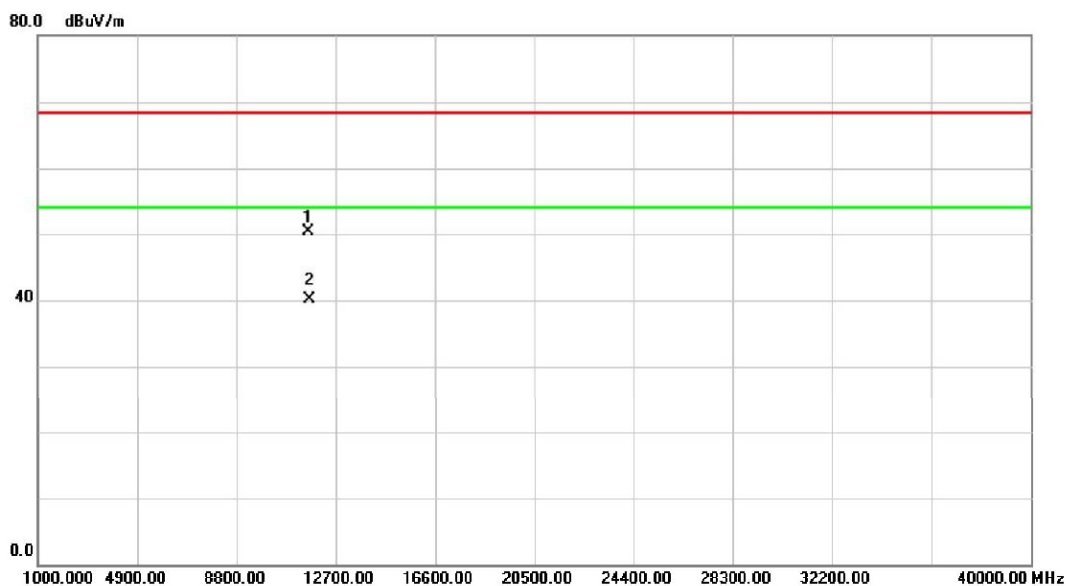


No.	Mk.	Freq. MHz	Reading Level dBuV	Correct Factor dB	Measure- ment dBuV/m	Limit dBuV/m	Over dB	Detector	Comment
1	*	5818.400	50.51	43.92	94.43	54.00	40.43	AVG	no limit
2	X	5830.500	60.08	43.97	104.05	68.30	35.75	peak	no limit
3		5850.000	12.64	44.06	56.70	68.30	-11.60	peak	
4		5850.000	1.38	44.06	45.44	54.00	-8.56	AVG	
5		5860.000	9.69	44.10	53.79	68.30	-14.51	peak	
6		5860.000	-0.54	44.10	43.56	54.00	-10.44	AVG	

Note:(1)The limit within 10 MHz of band edge frequency = -17dBm/MHz = 78.3 dBuV/m;
 (2)The limit beyond 10 MHz of band edge frequency = -27dBm/MHz = 68.3 dBuV/m

Orthogonal Axis:	X
Test Voltage:	AC 120V/60Hz
Test Mode:	UNII-3/TX AC20 Mode 5825MHz

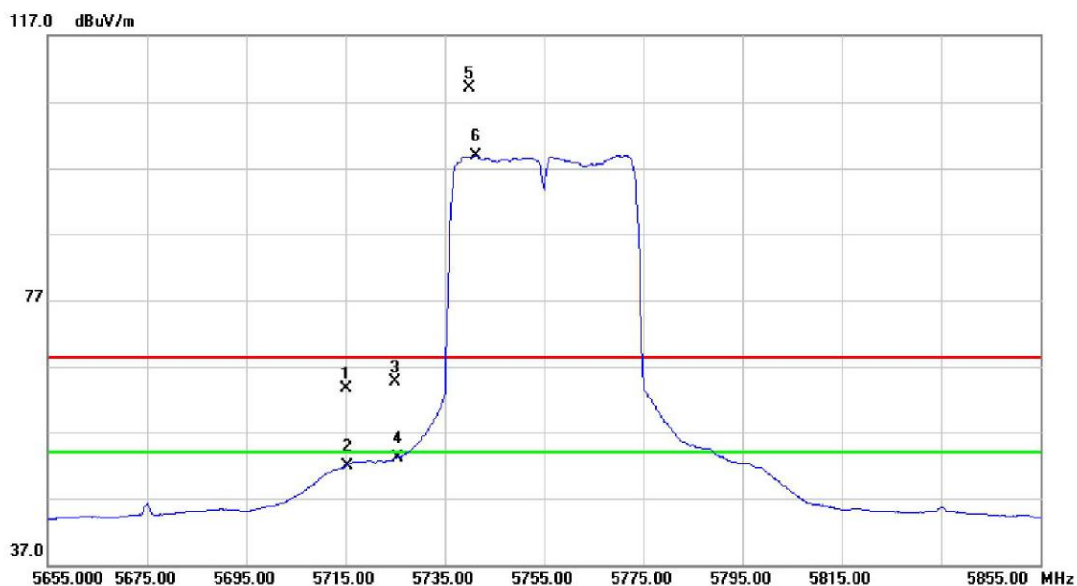
Horizontal



No.	Mk.	Freq. MHz	Reading Level dBuV	Correct Factor dB	Measure- ment dBuV/m	Limit dBuV/m	Over dB	Detector	Comment
1		11648.70	30.14	20.13	50.27	68.30	-18.03	peak	
2	*	11648.70	19.96	20.13	40.09	54.00	-13.91	AVG	

Orthogonal Axis:	X
Test Voltage:	AC 120V/60Hz
Test Mode:	UNII-3/TX AC40 Mode 5755MHz

Vertical

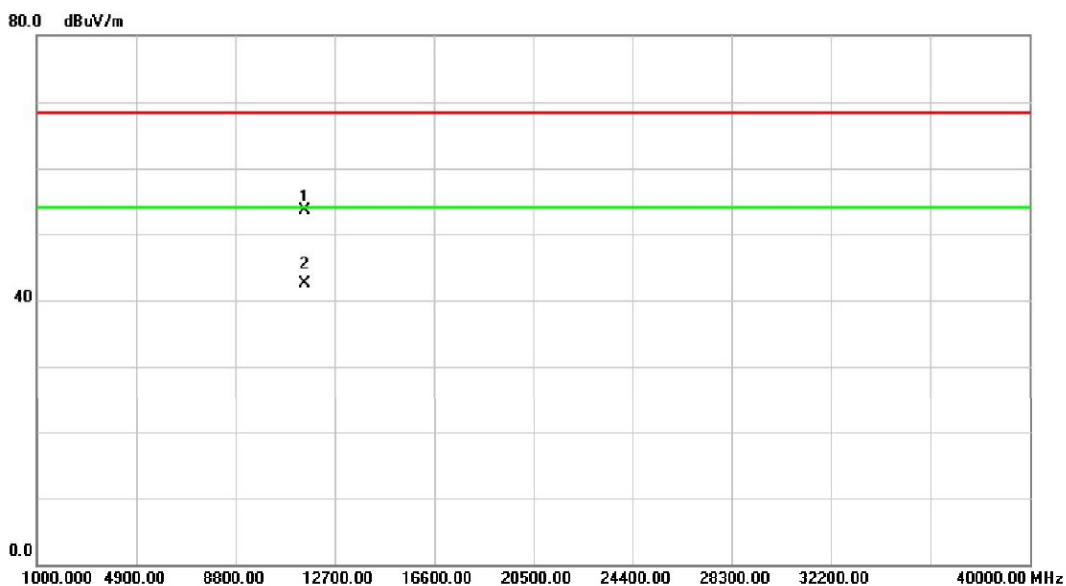


No.	Mk.	Freq. MHz	Reading Level dBuV	Correct Factor dB	Measure- ment dBuV/m	Limit dBuV/m	Over dB	Detector	Comment
1		5715.000	20.14	43.47	63.61	68.30	-4.69	peak	
2		5715.000	8.40	43.47	51.87	54.00	-2.13	AVG	
3		5725.000	21.21	43.51	64.72	68.30	-3.58	peak	
4		5725.000	9.67	43.51	53.18	54.00	-0.82	AVG	
5	X	5739.800	65.54	43.58	109.12	68.30	40.82	peak	no limit
6	*	5741.200	55.37	43.58	98.95	54.00	44.95	AVG	no limit

Note:(1)The limit within 10 MHz of band edge frequency = -17dBm/MHz = 78.3 dBuV/m;
(2)The limit beyond 10 MHz of band edge frequency = -27dBm/MHz = 68.3 dBuV/m

Orthogonal Axis:	X
Test Voltage:	AC 120V/60Hz
Test Mode:	UNII-3/TX AC40 Mode 5755MHz

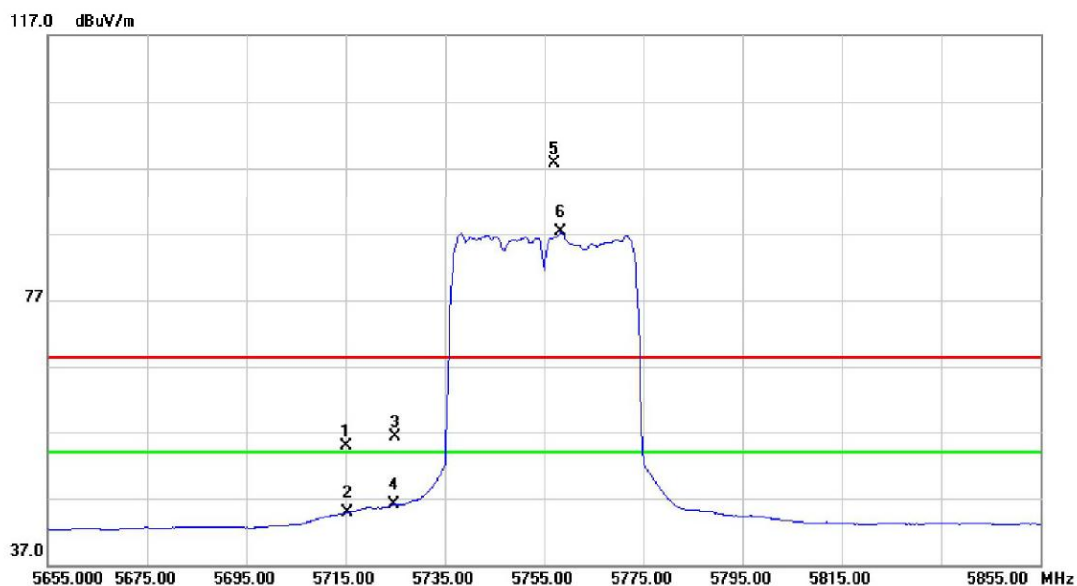
Vertical



No.	Mk.	Freq. MHz	Reading Level dBuV	Correct Factor dB	Measure- ment dBuV/m	Limit dBuV/m	Over dB	Detector	Comment
1		11511.54	33.37	20.22	53.59	68.30	-14.71	peak	
2	*	11511.54	22.28	20.22	42.50	54.00	-11.50	AVG	

Orthogonal Axis:	X
Test Voltage:	AC 120V/60Hz
Test Mode:	UNII-3/TX AC40 Mode 5755MHz

Horizontal

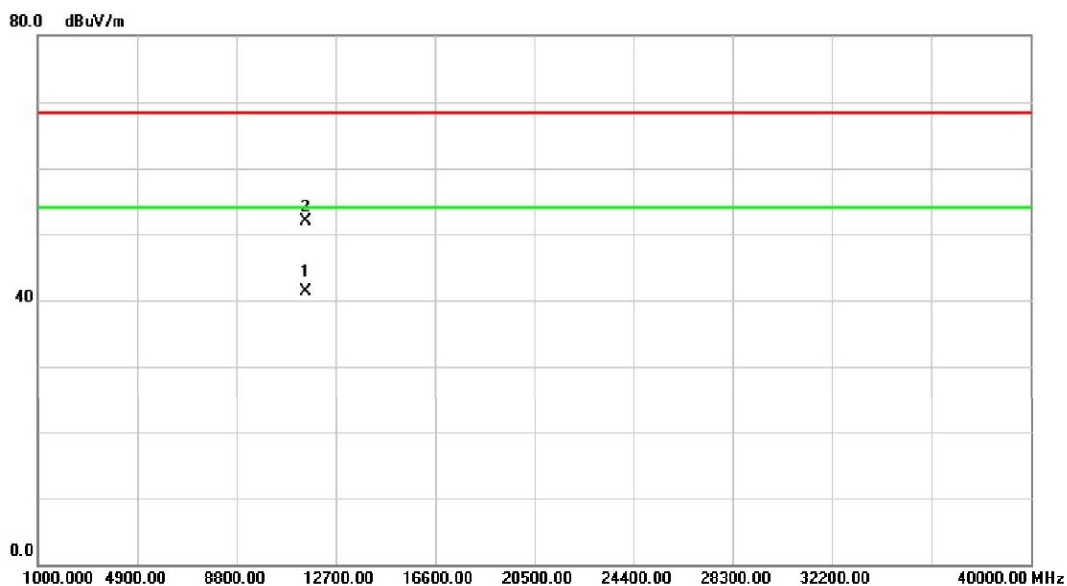


No.	Mk.	Freq. MHz	Reading Level dBuV	Correct Factor dB	Measure- ment dBuV/m	Limit dBuV/m	Over dB	Detector	Comment
1		5715.000	11.46	43.47	54.93	68.30	-13.37	peak	
2		5715.000	1.34	43.47	44.81	54.00	-9.19	AVG	
3		5725.000	12.71	43.51	56.22	68.30	-12.08	peak	
4		5725.000	2.60	43.51	46.11	54.00	-7.89	AVG	
5	X	5757.000	53.98	43.65	97.63	68.30	29.33	peak	no limit
6	*	5758.400	43.57	43.66	87.23	54.00	33.23	AVG	no limit

Note:(1)The limit within 10 MHz of band edge frequency = -17dBm/MHz = 78.3 dBuV/m;
 (2)The limit beyond 10 MHz of band edge frequency = -27dBm/MHz = 68.3 dBuV/m

Orthogonal Axis:	X
Test Voltage:	AC 120V/60Hz
Test Mode:	UNII-3/TX AC40 Mode 5755MHz

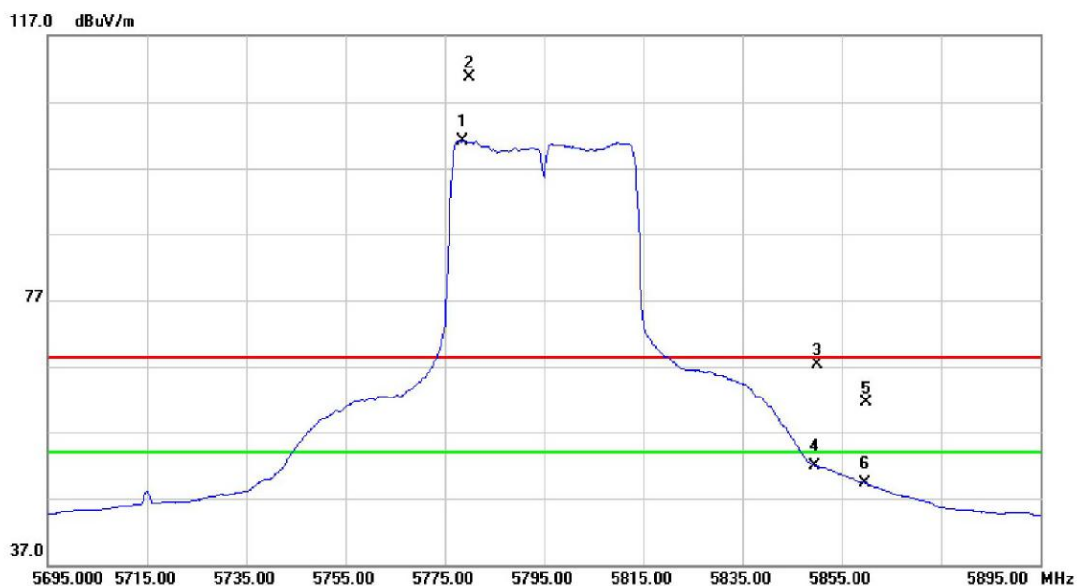
Horizontal



No.	Mk.	Freq. MHz	Reading Level dBuV	Correct Factor dB	Measure- ment dBuV/m	Limit dBuV/m	Over dB	Detector	Comment
1	*	11509.90	21.11	20.23	41.34	54.00	-12.66	AVG	
2		11510.30	31.68	20.23	51.91	68.30	-16.39	peak	

Orthogonal Axis:	X
Test Voltage:	AC 120V/60Hz
Test Mode:	UNII-3/TX AC40 Mode 5795MHz

Vertical

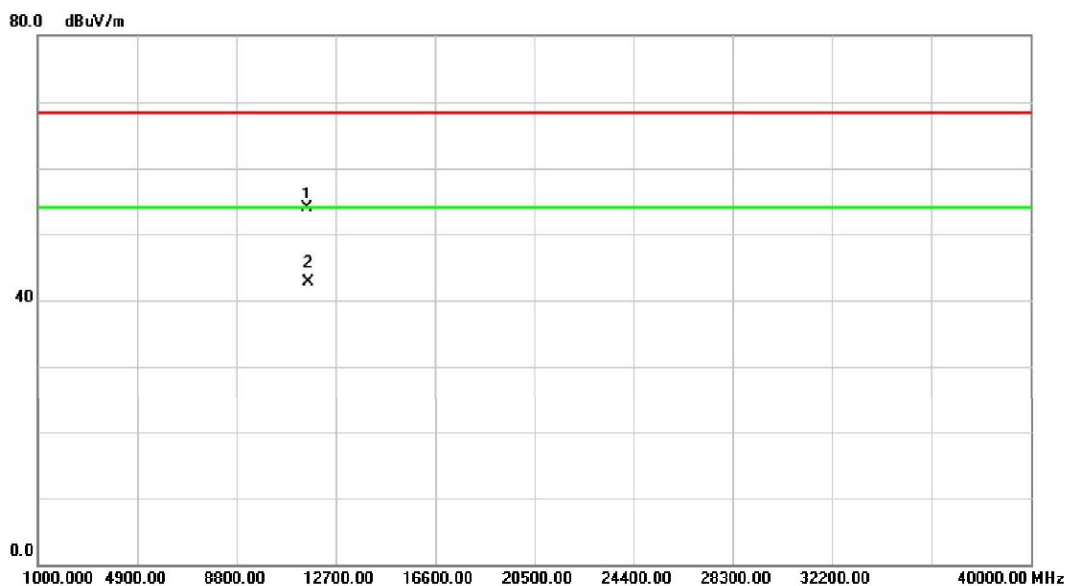


No.	Mk.	Freq. MHz	Reading Level dBuV	Correct Factor dB	Measure- ment dBuV/m	Limit dBuV/m	Over dB	Detector	Comment
1	*	5778.600	57.37	43.75	101.12	54.00	47.12	AVG	no limit
2	X	5780.000	67.04	43.75	110.79	68.30	42.49	peak	no limit
3		5850.000	23.25	44.06	67.31	68.30	-0.99	peak	
4		5850.000	7.77	44.06	51.83	54.00	-2.17	AVG	
5		5860.000	17.47	44.10	61.57	68.30	-6.73	peak	
6		5860.000	5.18	44.10	49.28	54.00	-4.72	AVG	

Note:(1)The limit within 10 MHz of band edge frequency = -17dBm/MHz = 78.3 dBuV/m;
 (2)The limit beyond 10 MHz of band edge frequency = -27dBm/MHz = 68.3 dBuV/m

Orthogonal Axis:	X
Test Voltage:	AC 120V/60Hz
Test Mode:	UNII-3/TX AC40 Mode 5795MHz

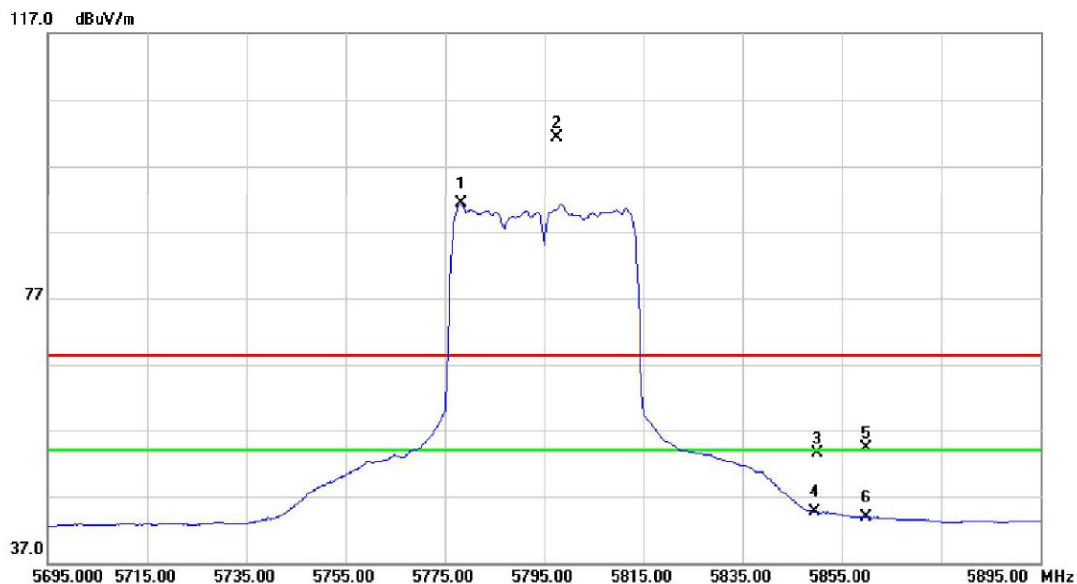
Vertical



No.	Mk.	Freq. MHz	Reading Level dBuV	Correct Factor dB	Measure- ment dBuV/m	Limit dBuV/m	Over dB	Detector	Comment
1		11590.37	33.76	20.17	53.93	68.30	-14.37	peak	
2	*	11590.37	22.53	20.17	42.70	54.00	-11.30	AVG	

Orthogonal Axis:	X
Test Voltage:	AC 120V/60Hz
Test Mode:	UNII-3/TX AC40 Mode 5795MHz

Horizontal

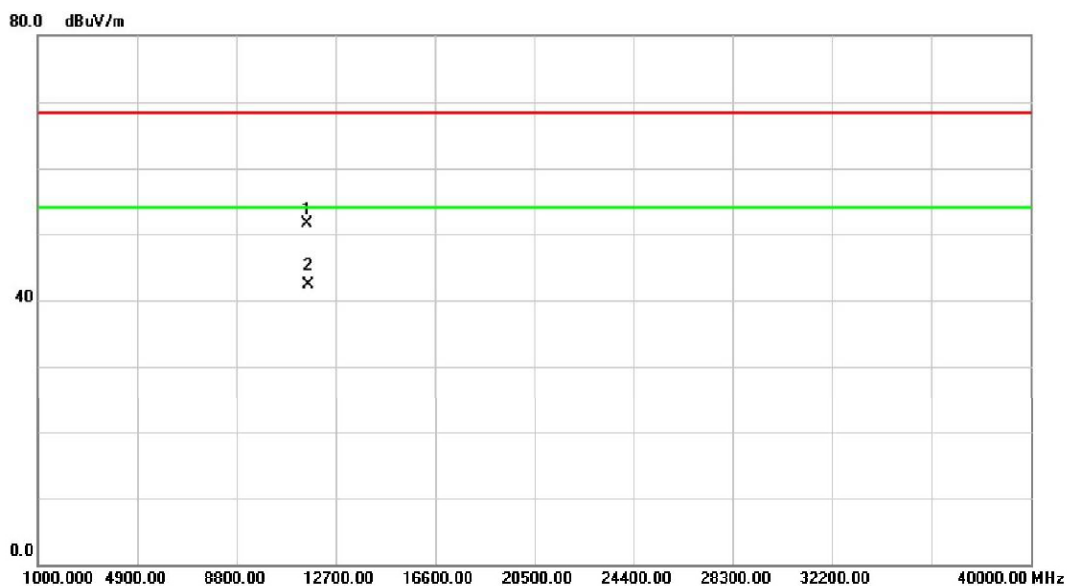


No.	Mk.	Freq. MHz	Reading Level dBuV	Correct Factor dB	Measure- ment dBuV/m	Limit dBuV/m	Over dB	Detector	Comment
1	*	5778.200	47.56	43.74	91.30	54.00	37.30	AVG	no limit
2	X	5797.600	57.38	43.83	101.21	68.30	32.91	peak	no limit
3		5850.000	9.43	44.06	53.49	68.30	-14.81	peak	
4		5850.000	0.57	44.06	44.63	54.00	-9.37	AVG	
5		5860.000	10.26	44.10	54.36	68.30	-13.94	peak	
6		5860.000	-0.25	44.10	43.85	54.00	-10.15	AVG	

Note:(1)The limit within 10 MHz of band edge frequency = -17dBm/MHz = 78.3 dBuV/m;
(2)The limit beyond 10 MHz of band edge frequency = -27dBm/MHz = 68.3 dBuV/m

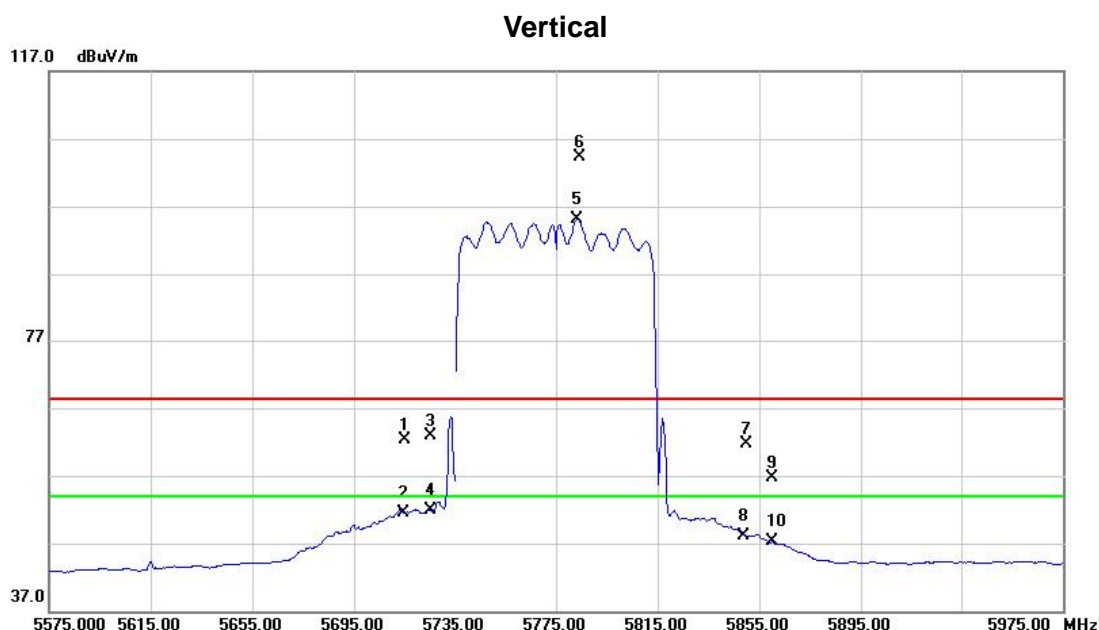
Orthogonal Axis:	X
Test Voltage:	AC 120V/60Hz
Test Mode:	UNII-3/TX AC40 Mode 5795MHz

Horizontal



No.	Mk.	Freq. MHz	Reading Level dBuV	Correct Factor dB	Measure- ment dBuV/m	Limit dBuV/m	Over dB	Detector	Comment
1		11588.62	31.28	20.18	51.46	68.30	-16.84	peak	
2	*	11588.62	22.17	20.18	42.35	54.00	-11.65	AVG	

Orthogonal Axis:	X
Test Voltage:	AC 120V/60Hz
Test Mode:	UNII-3/TX AC80 Mode 5775MHz

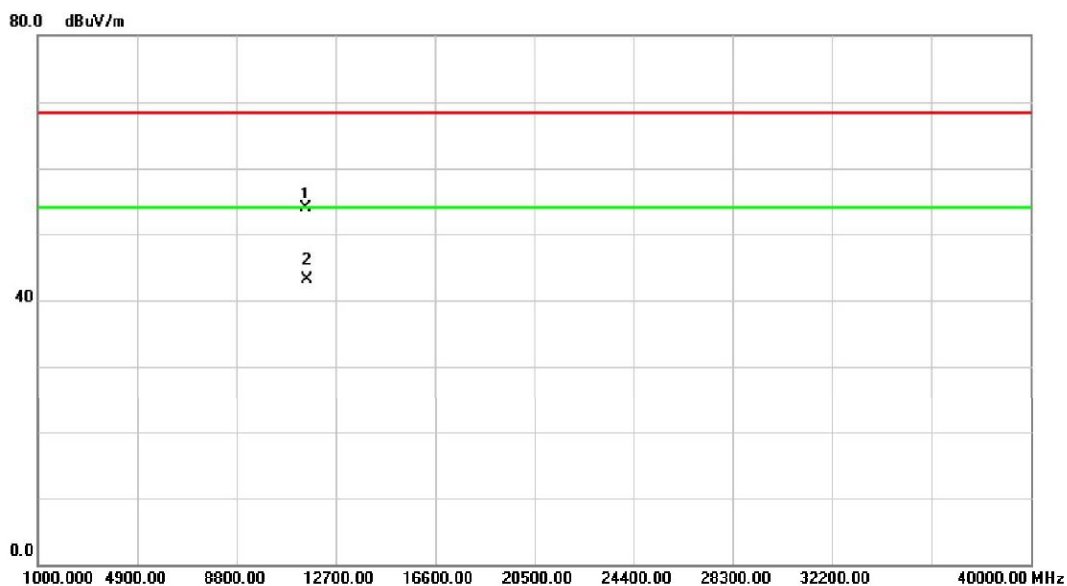


No.	Mk.	Freq. MHz	Reading Level dBuV	Correct Factor dB	Measure- ment dBuV/m	Limit dBuV/m	Over dB	Detector	Comment
1		5715.000	18.85	43.47	62.32	68.30	-5.98	peak	
2		5715.000	8.00	43.47	51.47	54.00	-2.53	AVG	
3		5725.000	19.44	43.51	62.95	68.30	-5.35	peak	
4		5725.000	8.41	43.51	51.92	54.00	-2.08	AVG	
5	*	5783.400	51.33	43.77	95.10	54.00	41.10	AVG	no limit
6	X	5784.200	60.58	43.77	104.35	68.30	36.05	peak	no limit
7		5850.000	17.59	44.06	61.65	68.30	-6.65	peak	
8		5850.000	4.06	44.06	48.12	54.00	-5.88	AVG	
9		5860.000	12.67	44.10	56.77	68.30	-11.53	peak	
10		5860.000	3.15	44.10	47.25	54.00	-6.75	AVG	

Note:(1)The limit within 10 MHz of band edge frequency = $-17\text{dBm/MHz} = 78.3\text{ dBuV/m}$;
 (2)The limit beyond 10 MHz of band edge frequency = $-27\text{dBm/MHz} = 68.3\text{ dBuV/m}$

Orthogonal Axis:	X
Test Voltage:	AC 120V/60Hz
Test Mode:	UNII-3/TX AC80 Mode 5775MHz

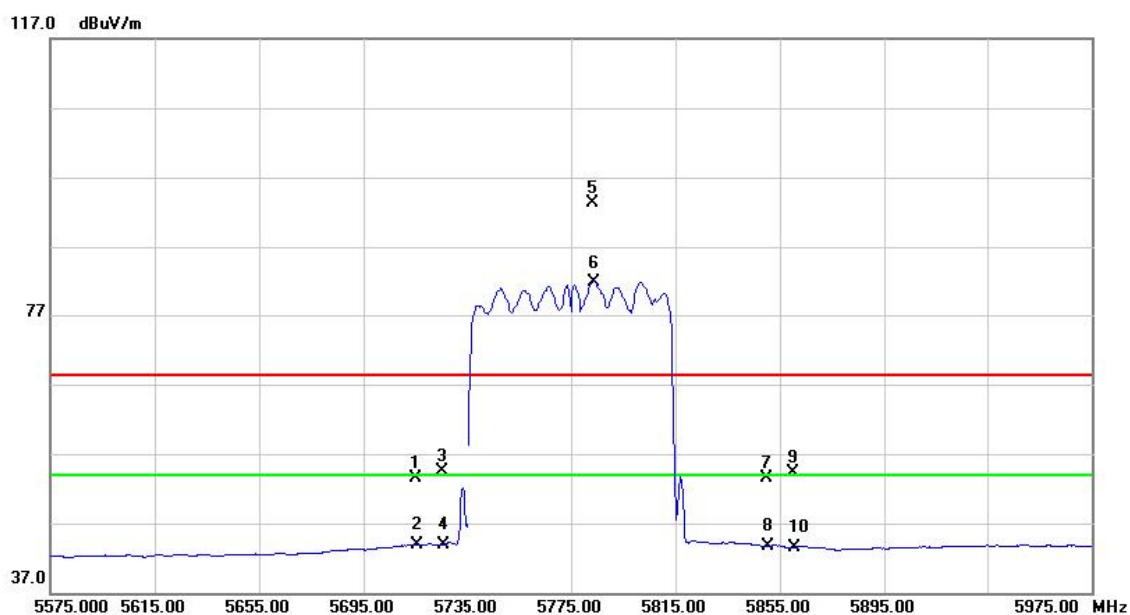
Vertical



No.	Mk.	Freq. MHz	Reading Level dBuV	Correct Factor dB	Measure- ment dBuV/m	Limit dBuV/m	Over dB	Detector	Comment
1		11550.79	33.67	20.20	53.87	68.30	-14.43	peak	
2	*	11550.79	22.86	20.20	43.06	54.00	-10.94	AVG	

Orthogonal Axis:	X
Test Voltage:	AC 120V/60Hz
Test Mode:	UNII-3/TX AC80 Mode 5775MHz

Horizontal

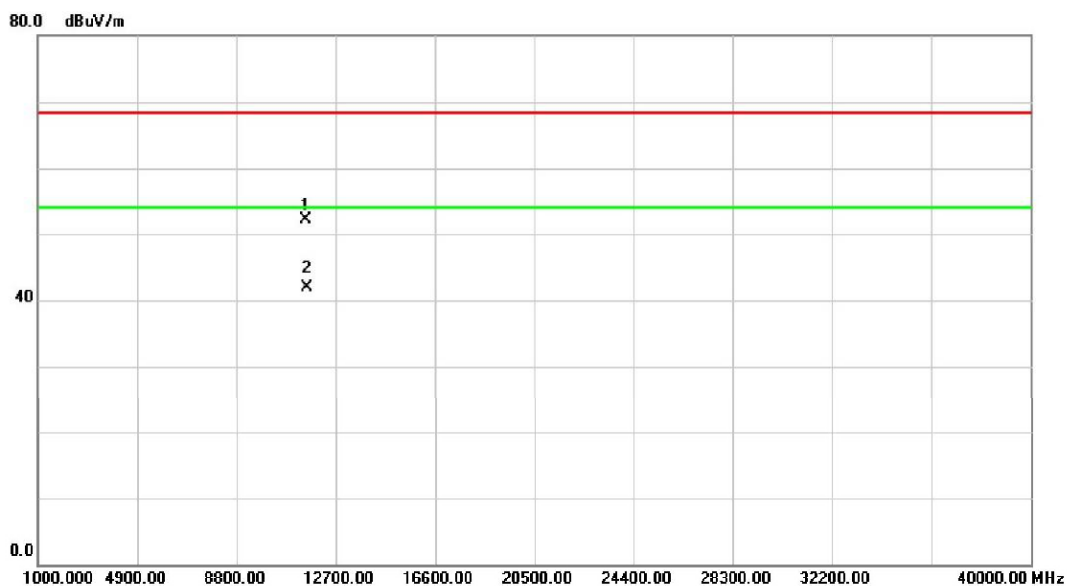


No.	Mk.	Freq. MHz	Reading Level dBuV	Correct Factor dB	Measure- ment dBuV/m	Limit dBuV/m	Over dB	Detector	Comment
1		5715.000	9.98	43.47	53.45	68.30	-14.85	peak	
2		5715.000	0.48	43.47	43.95	54.00	-10.05	AVG	
3		5725.000	11.06	43.51	54.57	68.30	-13.73	peak	
4		5725.000	0.40	43.51	43.91	54.00	-10.09	AVG	
5	X	5783.400	49.54	43.77	93.31	68.30	25.01	peak	no limit
6	*	5783.800	38.03	43.77	81.80	54.00	27.80	AVG	no limit
7		5850.000	9.39	44.06	53.45	68.30	-14.85	peak	
8		5850.000	-0.29	44.06	43.77	54.00	-10.23	AVG	
9		5860.000	10.18	44.10	54.28	68.30	-14.02	peak	
10		5860.000	-0.56	44.10	43.54	54.00	-10.46	AVG	

Note:(1)The limit within 10 MHz of band edge frequency = -17dBm/MHz = 78.3 dBuV/m;
 (2)The limit beyond 10 MHz of band edge frequency = -27dBm/MHz = 68.3 dBuV/m

Orthogonal Axis:	X
Test Voltage:	AC 120V/60Hz
Test Mode:	UNII-3/TX AC80 Mode 5775MHz

Horizontal



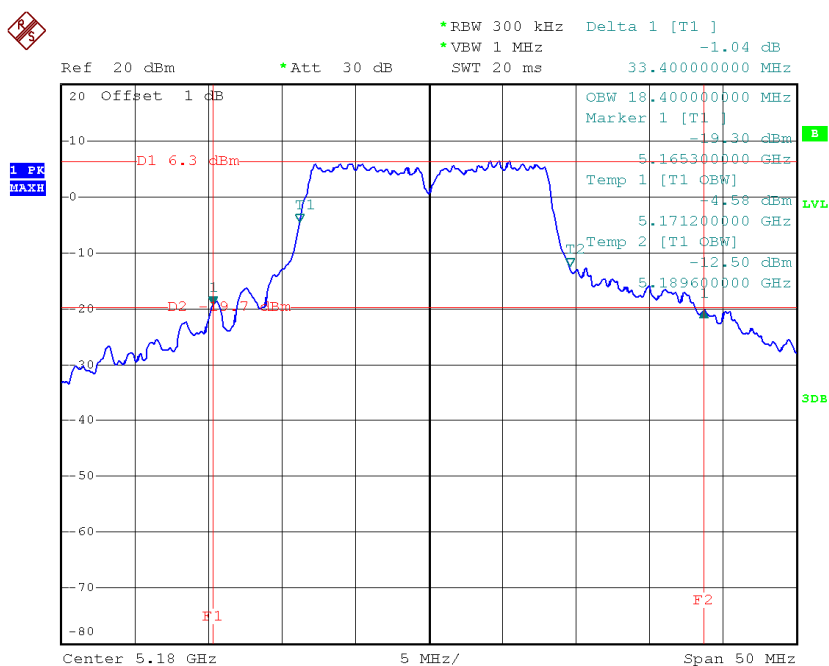
No.	Mk.	Freq. MHz	Reading Level dBuV	Correct Factor dB	Measure- ment dBuV/m	Limit dBuV/m	Over dB	Detector	Comment
1		11548.90	31.83	20.20	52.03	68.30	-16.27	peak	
2	*	11548.90	21.65	20.20	41.85	54.00	-12.15	AVG	

ATTACHMENT E - BANDWIDTH

Test Mode: UNII-1/TX A Mode_CH36/CH40/CH48

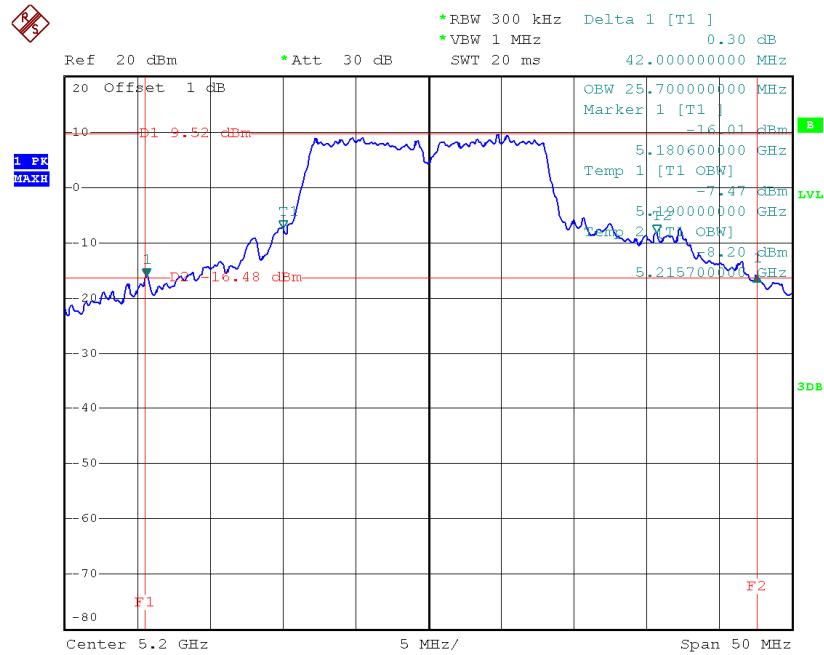
Channel	Frequency (MHz)	26dB Bandwidth (MHz)	99% Occupied Bandwidth (MHz)
CH36	5180	33.40	18.40
CH40	5200	42.00	25.70
CH48	5240	46.40	27.90

TX CH36



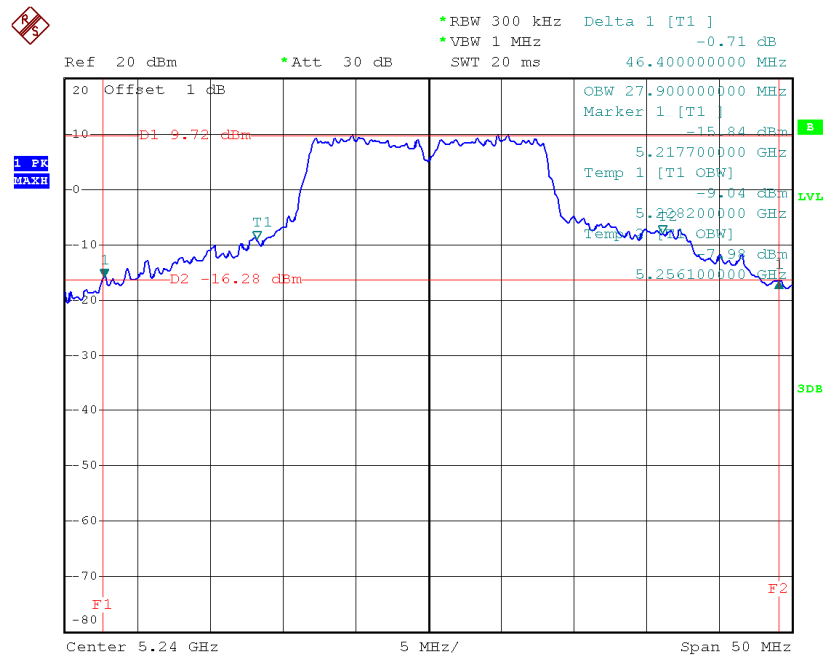
Date: 31.AUG.2014 15:28:33

TX CH40



Date: 31.AUG.2014 15:41:29

TX CH48

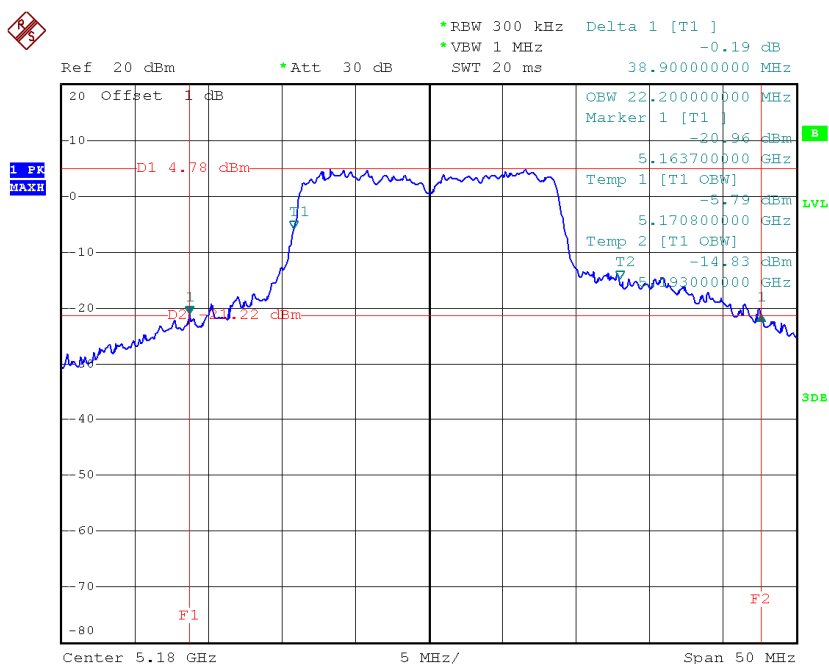


Date: 31.AUG.2014 15:32:59

Test Mode: UNII-1/TX N20 Mode_CH36/CH40/CH48_ANT 1

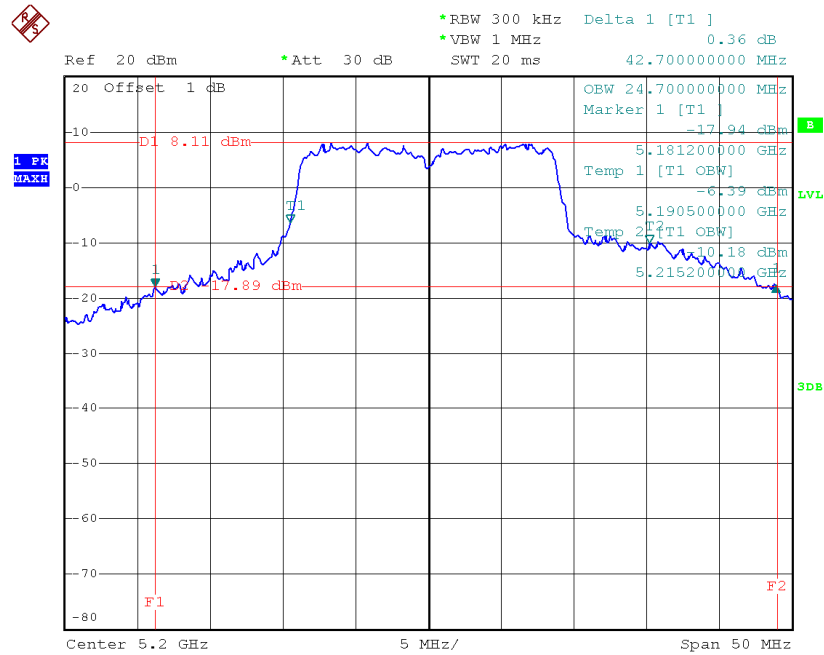
Channel	Frequency (MHz)	26dB Bandwidth (MHz)	99% Occupied Bandwidth (MHz)
CH36	5180	38.90	22.20
CH40	5200	42.70	24.70
CH48	5240	43.20	25.90

TX CH36



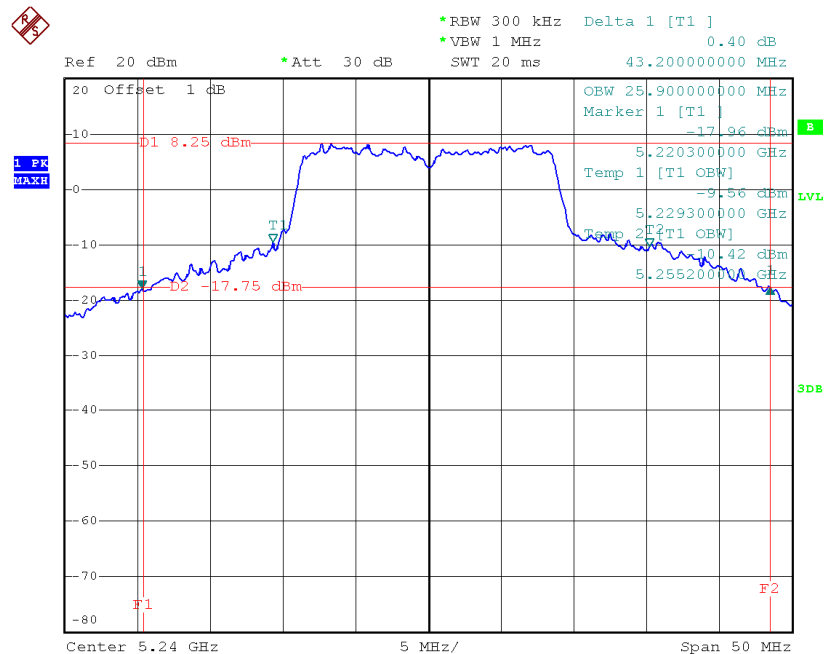
Date: 31.AUG.2014 15:52:57

TX CH40



Date: 31.AUG.2014 15:51:22

TX CH48

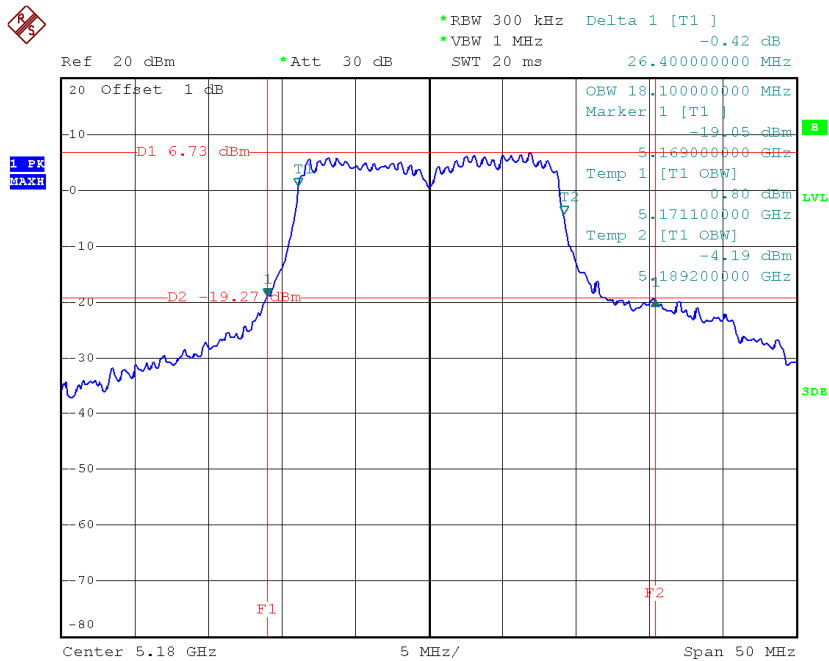


Date: 31.AUG.2014 16:04:22

Test Mode: UNII-1/TX N20 Mode_CH36/CH40/CH48_ANT 2

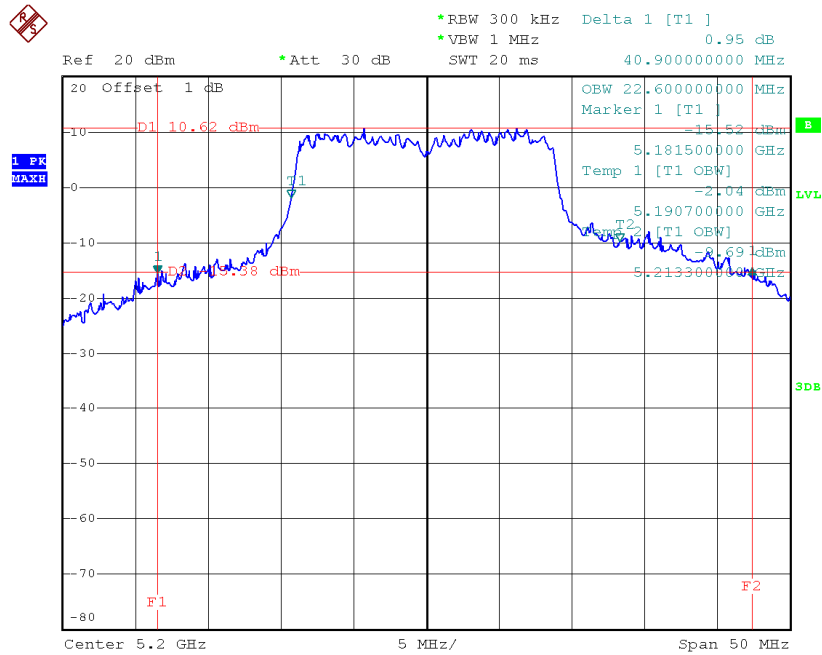
Channel	Frequency (MHz)	26dB Bandwidth (MHz)	99% Occupied Bandwidth (MHz)
CH36	5180	26.40	18.10
CH40	5200	40.90	22.60
CH48	5240	29.60	18.30

TX CH36



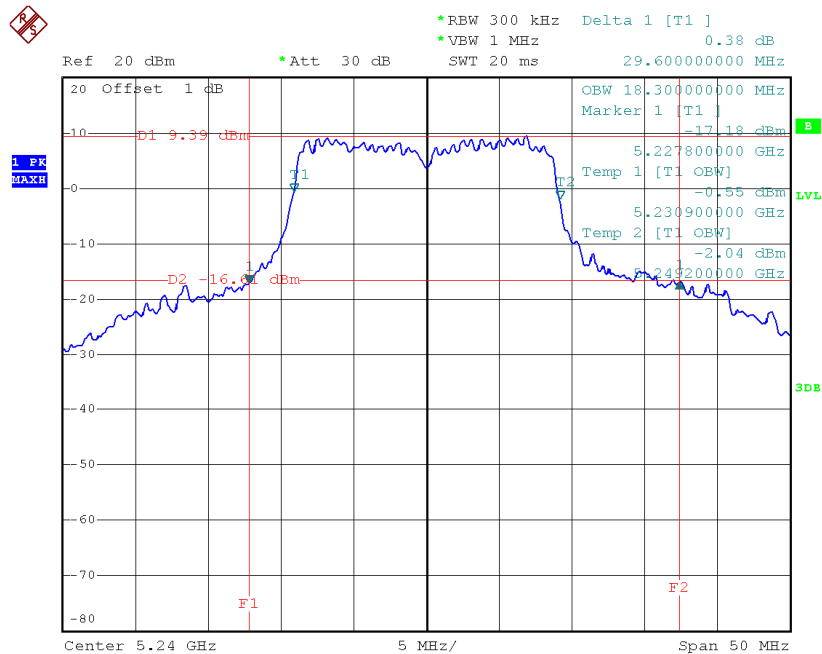
Date: 31.AUG.2014 15:56:30

TX CH40



Date: 31.AUG.2014 15:49:47

TX CH48

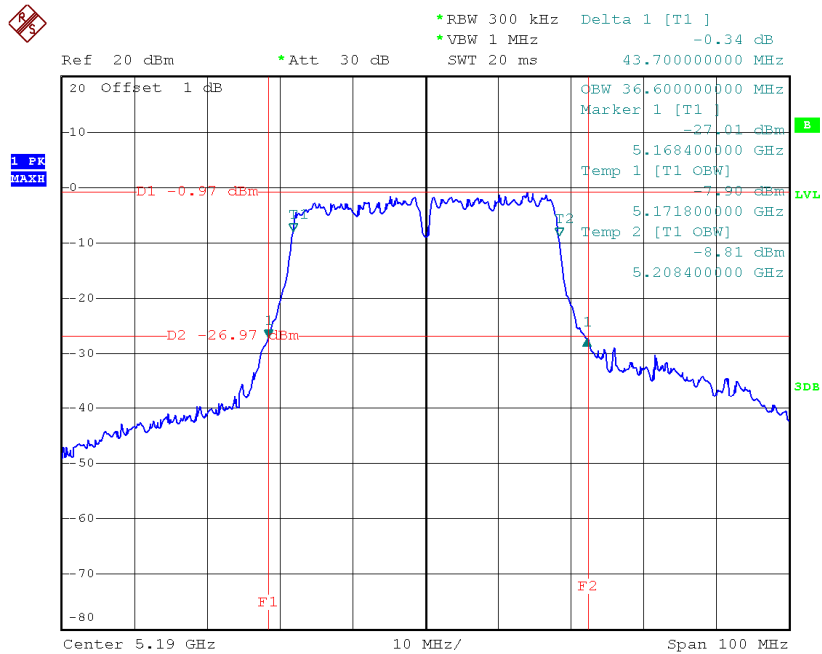


Date: 31.AUG.2014 16:03:24

Test Mode: UNII-1/TX N40 Mode_CH38/CH46_ANT 1

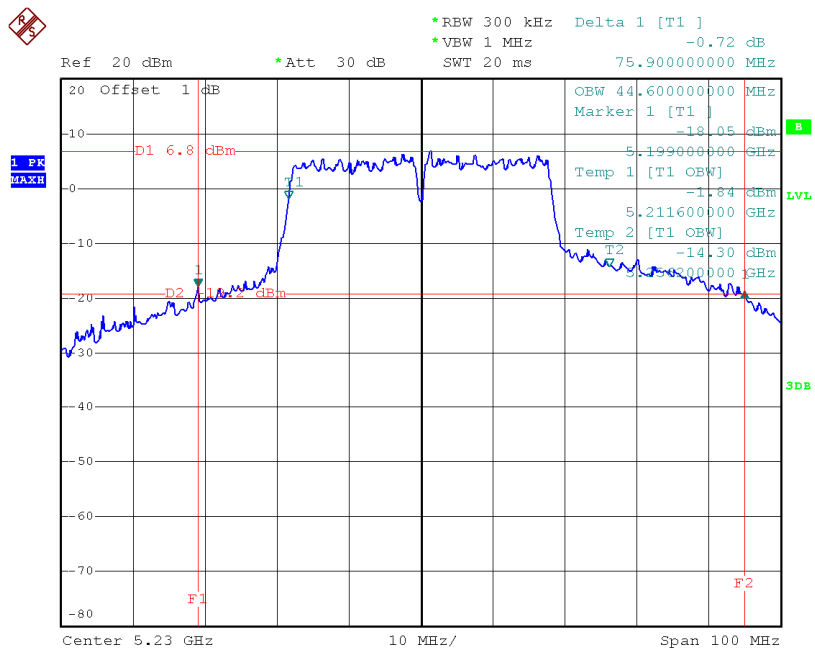
Channel	Frequency (MHz)	26dB Bandwidth (MHz)	99% Occupied Bandwidth (MHz)
CH38	5190	43.70	36.60
CH46	5230	75.90	44.60

TX CH38



Date: 31.AUG.2014 16:24:17

TX CH46

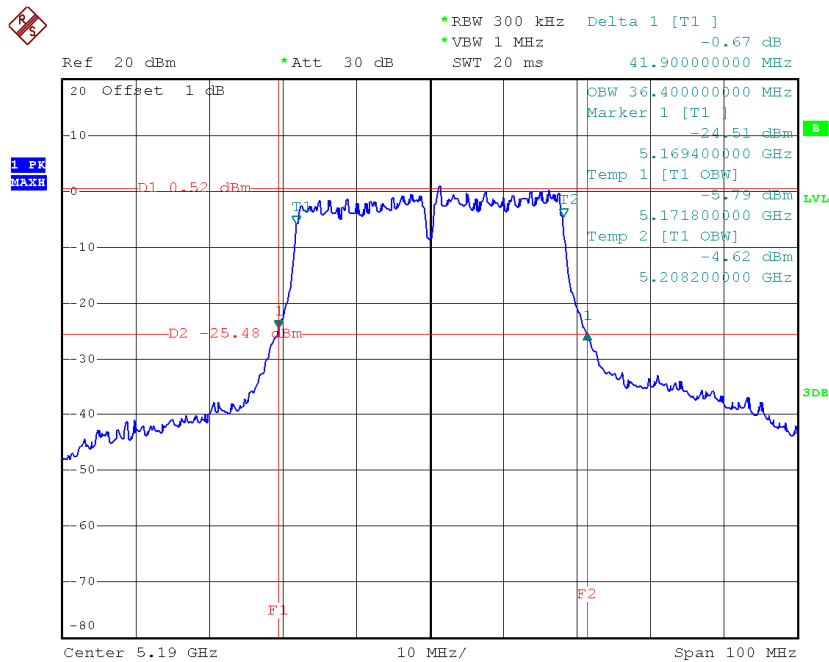


Date: 31.AUG.2014 16:28:57

Test Mode: UNII-1/TX N40 Mode_CH38/CH46_ANT 2

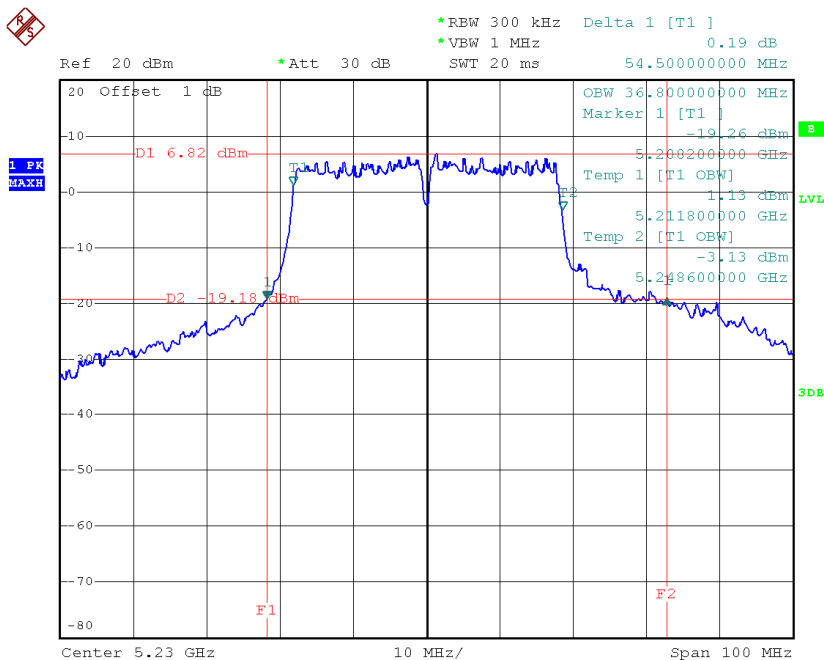
Channel	Frequency (MHz)	26dB Bandwidth (MHz)	99% Occupied Bandwidth (MHz)
CH38	5190	41.90	36.40
CH46	5230	54.50	36.80

TX CH38



Date: 31.AUG.2014 16:25:14

TX CH46

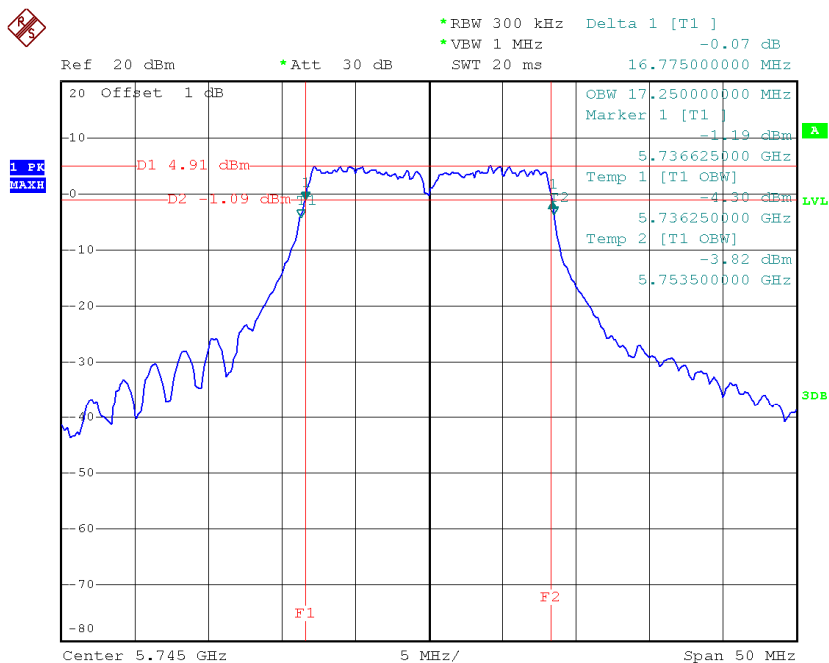


Date: 31.AUG.2014 16:28:13

Test Mode: UNII-3/ TX A Mode_CH149/157/165

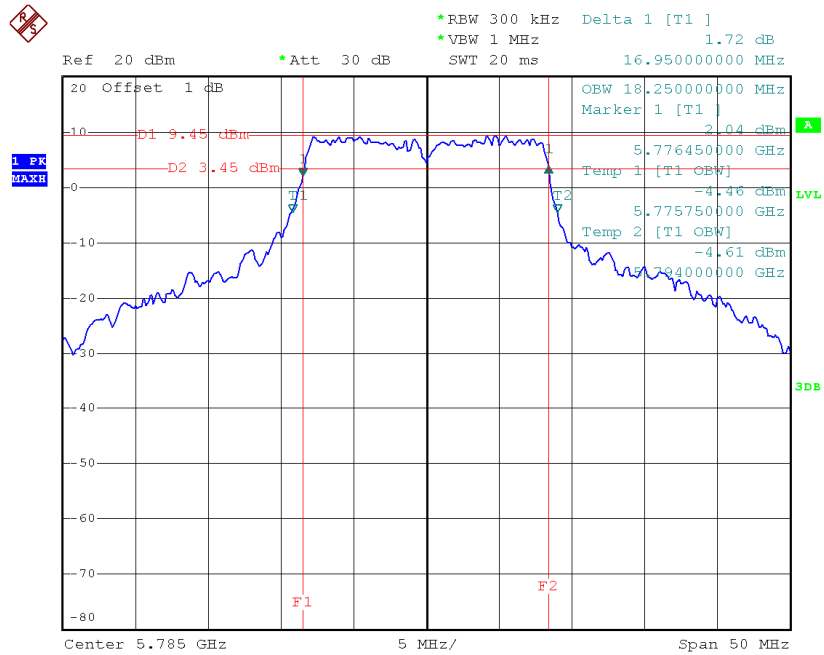
Channel	Frequency (MHz)	6dB Bandwidth (MHz)	99% Occupied Bandwidth (MHz)	Limit (MHz)
CH149	5745	16.78	17.25	>=500KHz
CH157	5785	16.95	18.25	>=500KHz
CH165	5825	16.78	17.25	>=500KHz

TX CH 149



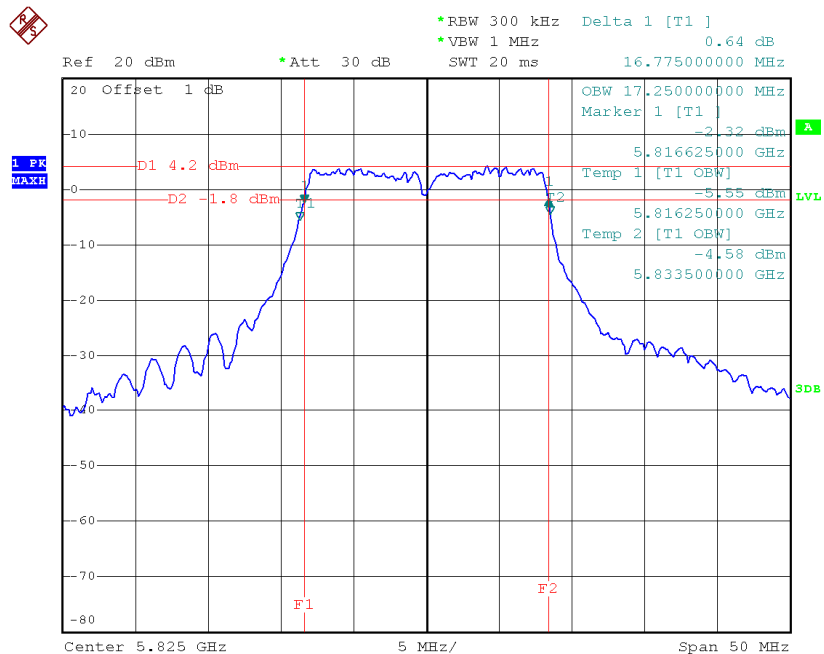
Date: 2.SEP.2014 09:43:12

TX CH 157



Date: 2.SEP.2014 09:44:21

TX CH 165

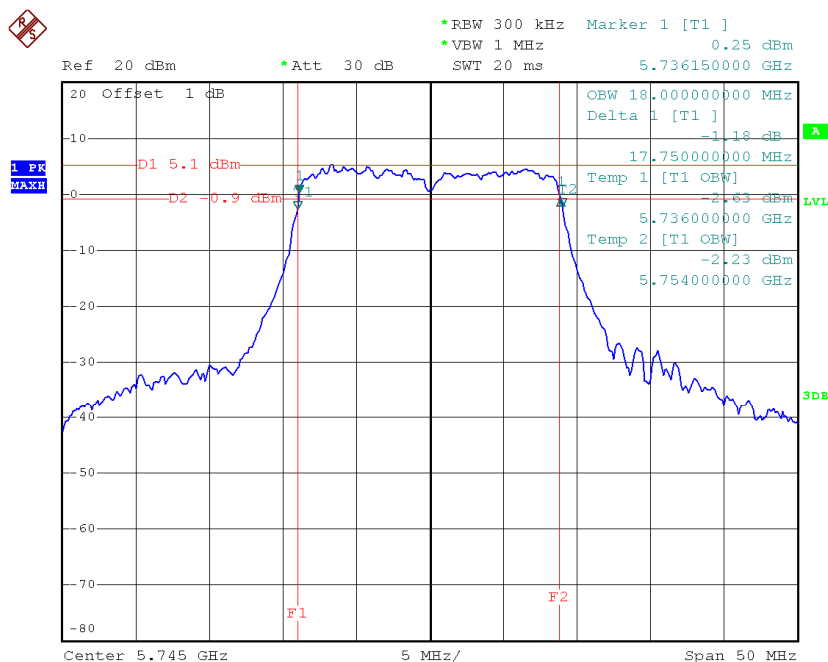


Date: 2.SEP.2014 09:47:48

Test Mode: UNII-3/ TX N20 Mode_CH149/157/165_ANT 1

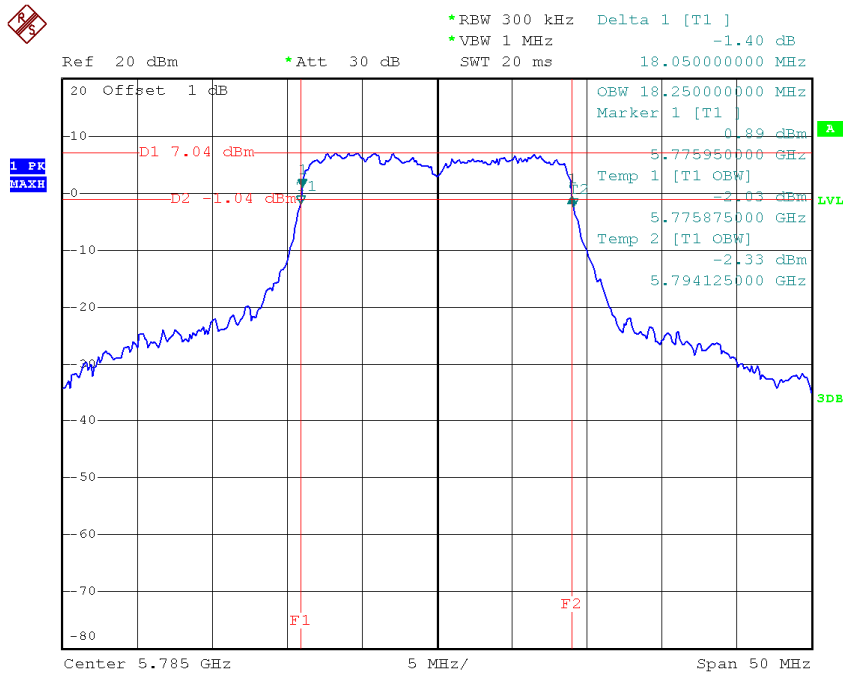
Channel	Frequency (MHz)	6dB Bandwidth (MHz)	99% Occupied Bandwidth (MHz)	Limit (MHz)
CH149	5745	17.75	18.00	>=500KHz
CH157	5785	18.05	18.25	>=500KHz
CH165	5825	17.85	18.13	>=500KHz

TX CH 149



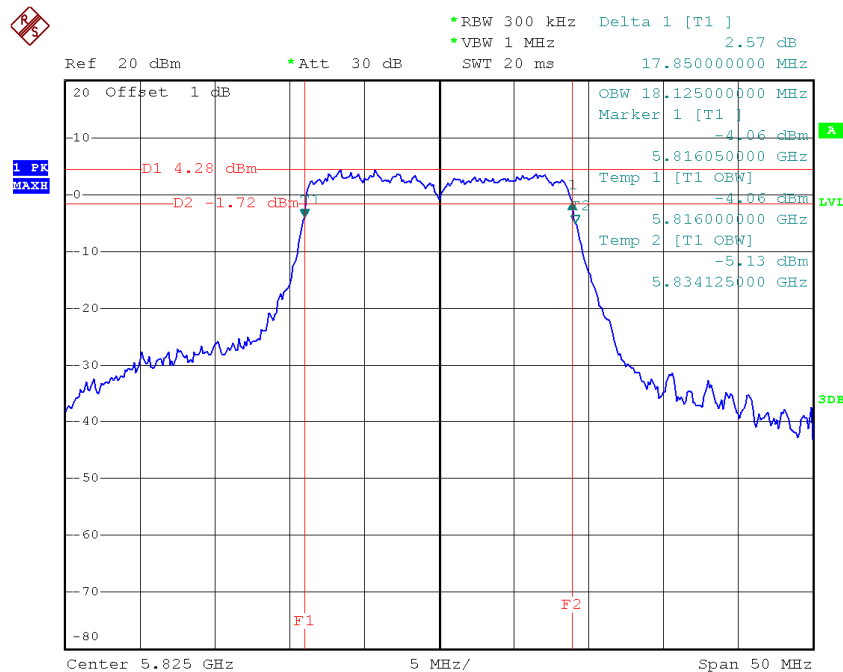
Date: 2.SEP.2014 09:59:04

TX CH 157



Date: 2.SEP.2014 09:52:25

TX CH 165

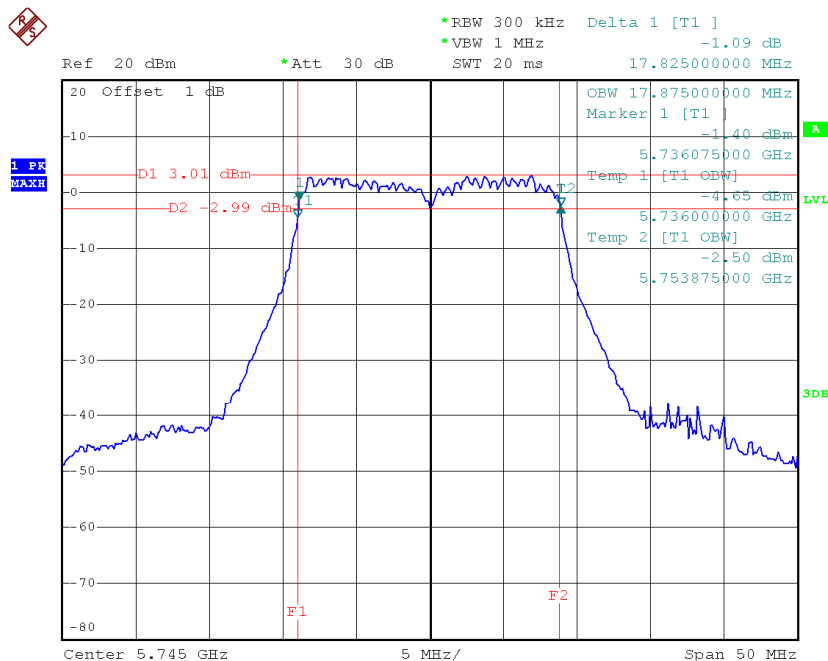


Date: 2.SEP.2014 09:51:06

Test Mode: UNII-3/ TX N20 Mode_CH149/157/165_ANT 2

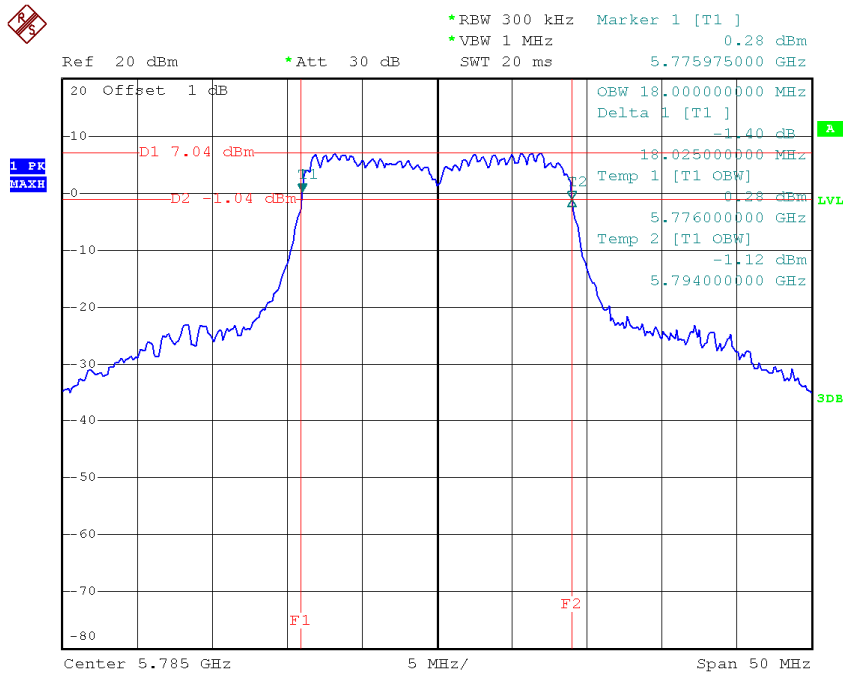
Channel	Frequency (MHz)	6dB Bandwidth (MHz)	99% Occupied Bandwidth (MHz)	Limit (MHz)
CH149	5745	17.83	17.88	>=500KHz
CH157	5785	18.03	18.00	>=500KHz
CH165	5825	17.85	18.00	>=500KHz

TX CH 149



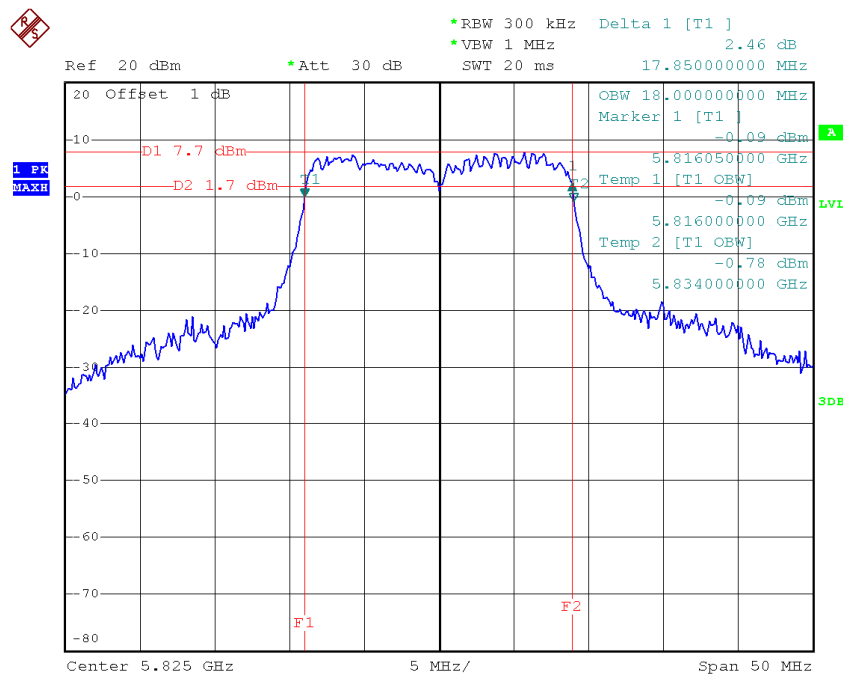
Date: 2.SEP.2014 09:56:46

TX CH 157



Date: 2.SEP.2014 09:53:35

TX CH 165

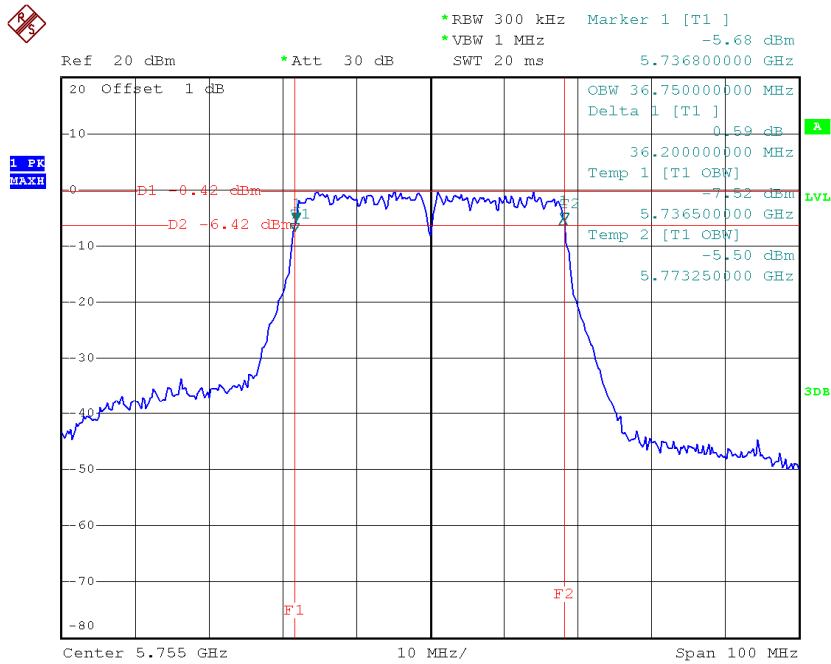


Date: 2.SEP.2014 09:48:55

Test Mode: UNII-3/ TX N40 Mode_CH151/159_ANT 1

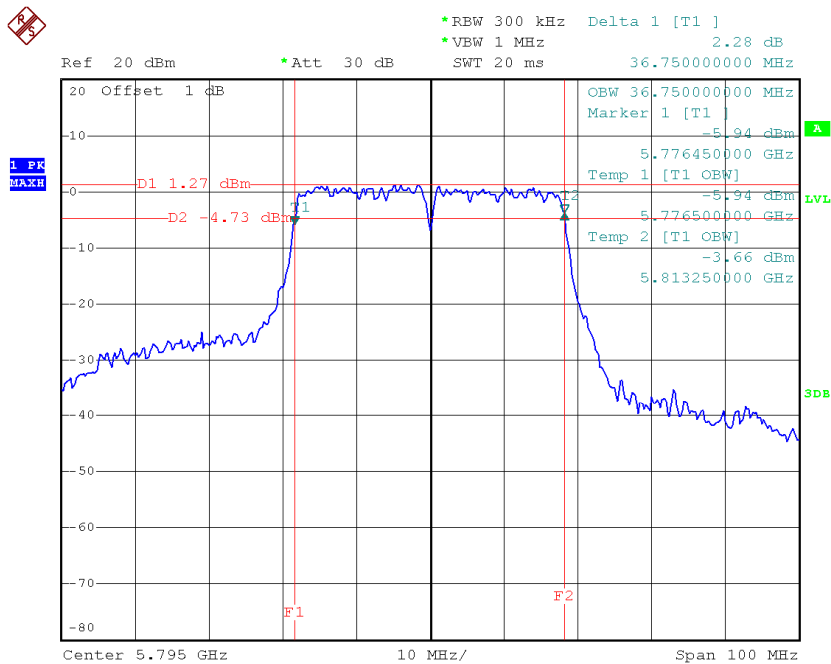
Channel	Frequency (MHz)	6dB Bandwidth (MHz)	99% Occupied Bandwidth (MHz)	Limit (MHz)
CH151	5755	36.20	36.75	>=500KHz
CH159	5795	36.75	36.75	>=500KHz

TX CH 151



Date: 2.SEP.2014 10:16:04

TX CH 159

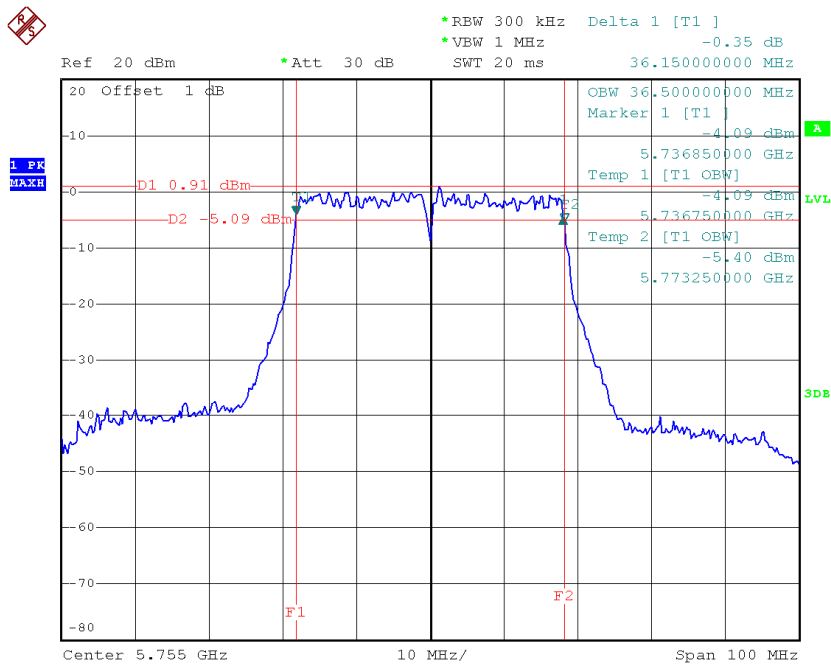


Date: 2.SEP.2014 10:19:22

Test Mode: UNII-3/ TX N40 Mode_CH151/159_ANT 2

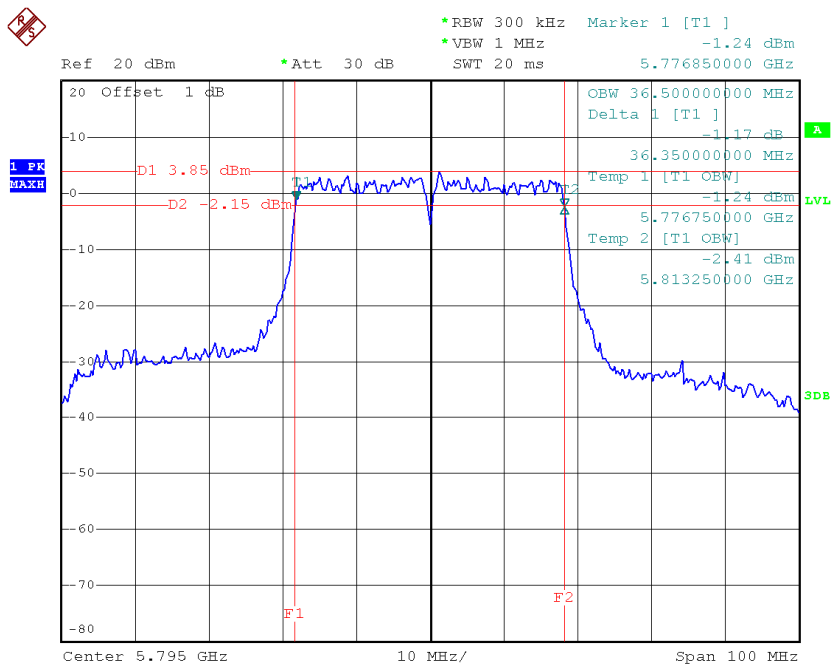
Channel	Frequency (MHz)	6dB Bandwidth (MHz)	99% Occupied Bandwidth (MHz)	Limit (MHz)
CH151	5755	36.15	36.50	>=500KHz
CH159	5795	36.35	36.50	>=500KHz

TX CH 151



Date: 2.SEP.2014 10:13:26

TX CH 159

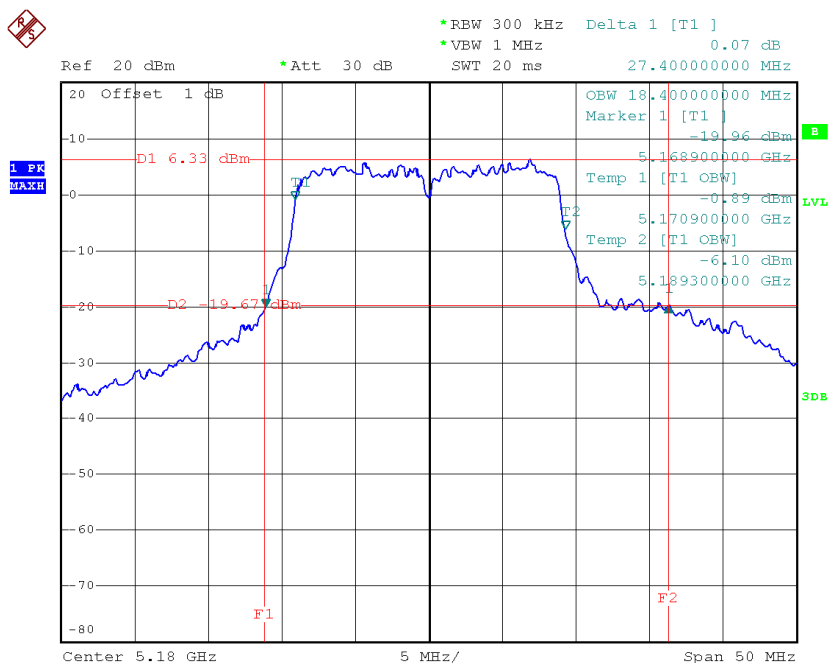


Date: 2.SEP.2014 10:20:15

Test Mode: UNII-1/TX AC20 Mode_CH36/CH40/CH48_ANT 1

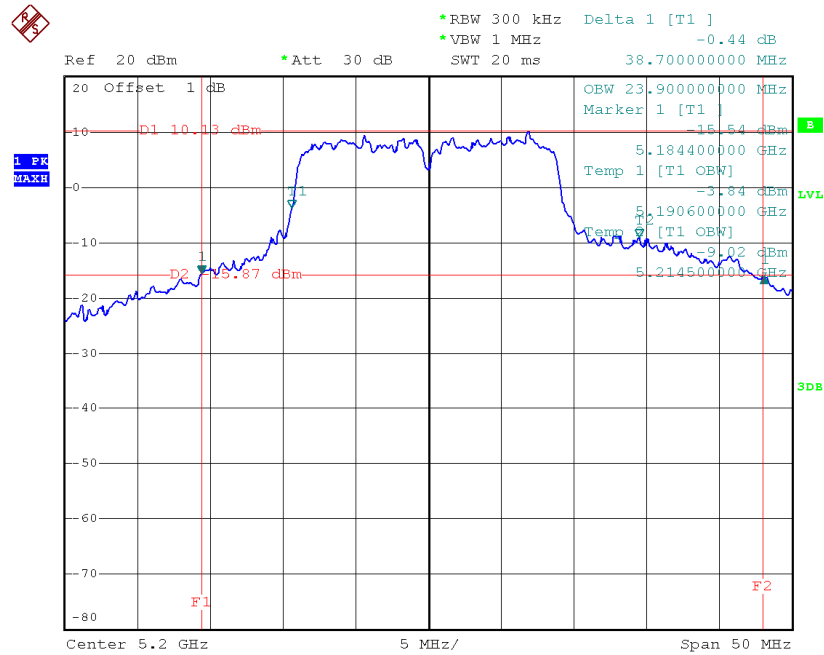
Channel	Frequency (MHz)	26dB Bandwidth (MHz)	99% Occupied Bandwidth (MHz)
CH36	5180	27.40	18.40
CH40	5200	38.70	23.90
CH48	5240	43.30	25.90

TX CH36



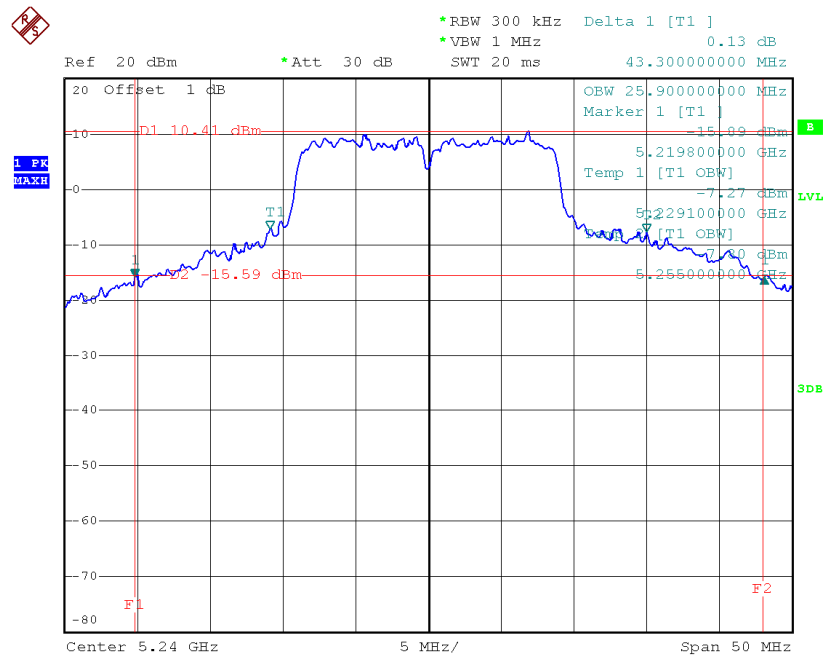
Date: 31.AUG.2014 16:16:05

TX CH40



Date: 31.AUG.2014 16:19:10

TX CH48

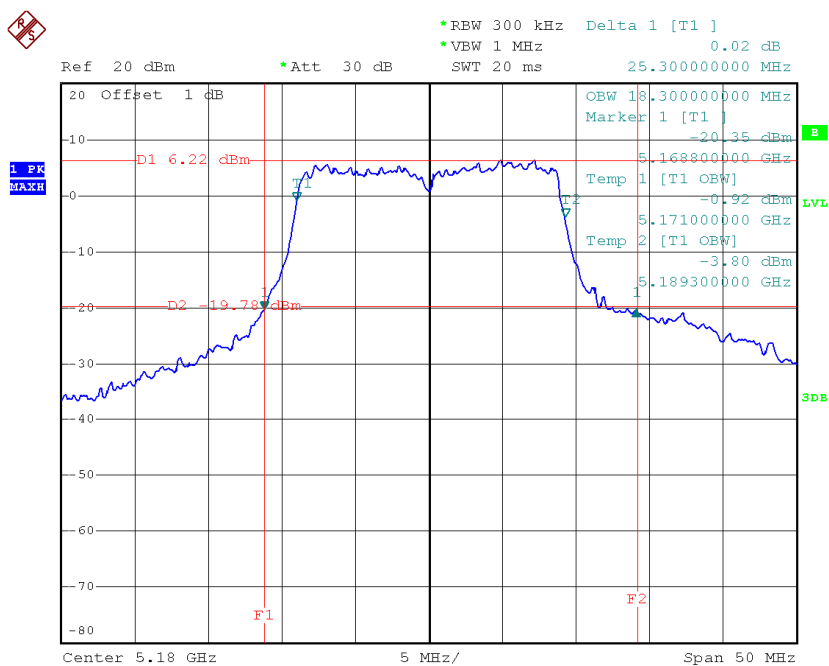


Date: 31.AUG.2014 16:09:17

Test Mode: UNII-1/TX AC20 Mode_CH36/CH40/CH48_ANT 2

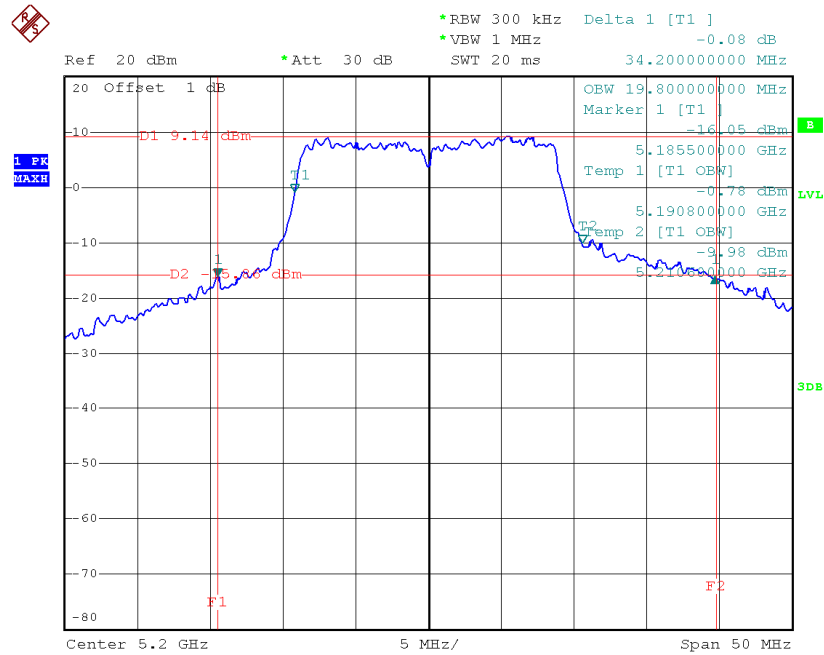
Channel	Frequency (MHz)	26dB Bandwidth (MHz)	99% Occupied Bandwidth (MHz)
CH36	5180	25.30	18.30
CH40	5200	34.20	19.80
CH48	5240	32.40	18.80

TX CH36



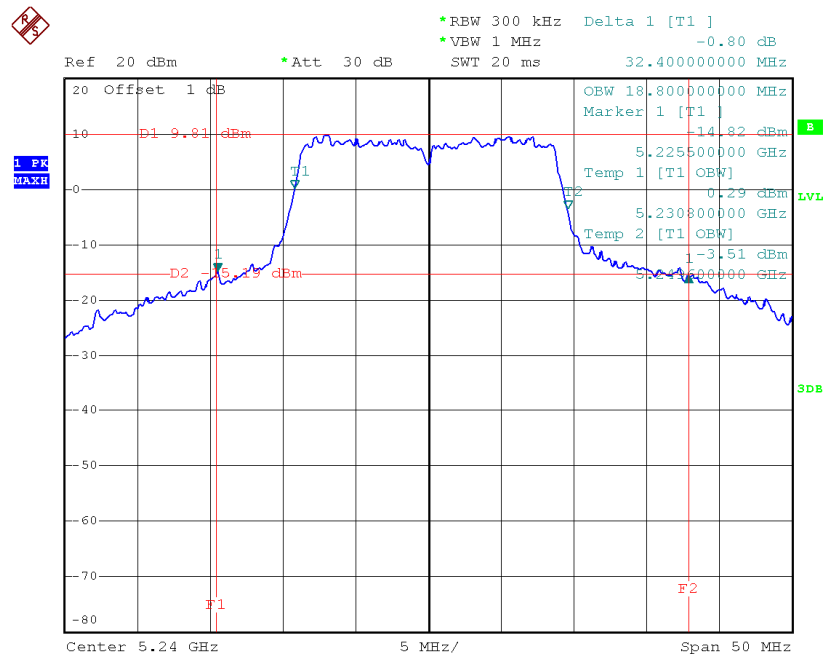
Date: 31.AUG.2014 16:15:18

TX CH40



Date: 31.AUG.2014 16:20:06

TX CH48

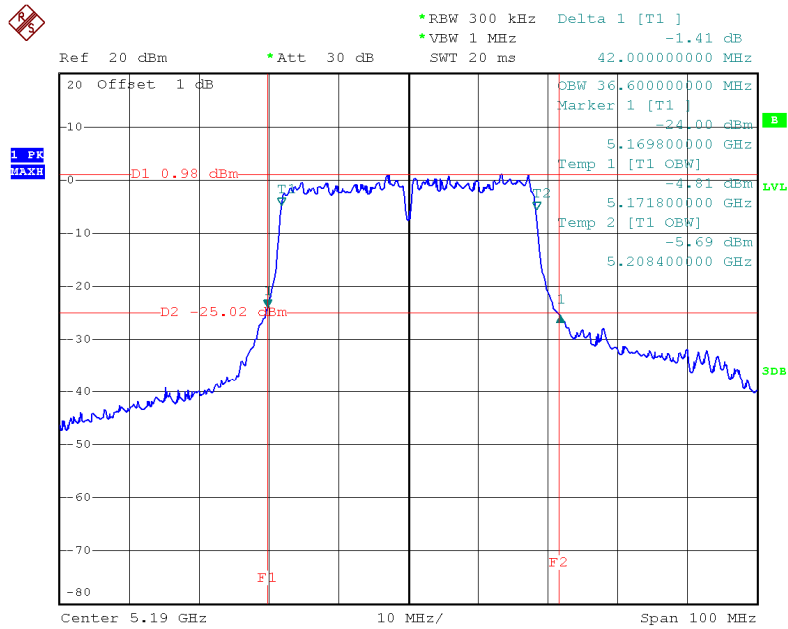


Date: 31.AUG.2014 16:10:23

Test Mode: UNII-1/TX AC40 Mode_CH38/CH46_ANT 1

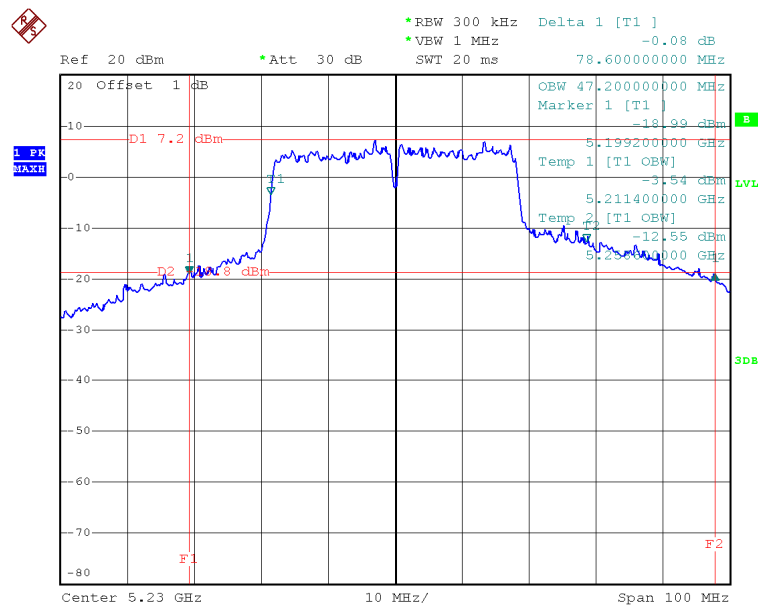
Channel	Frequency (MHz)	26dB Bandwidth (MHz)	99% Occupied Bandwidth (MHz)
CH38	5190	42.00	36.60
CH46	5230	78.60	47.20

TX CH38



Date: 31.AUG.2014 16:37:41

TX CH46

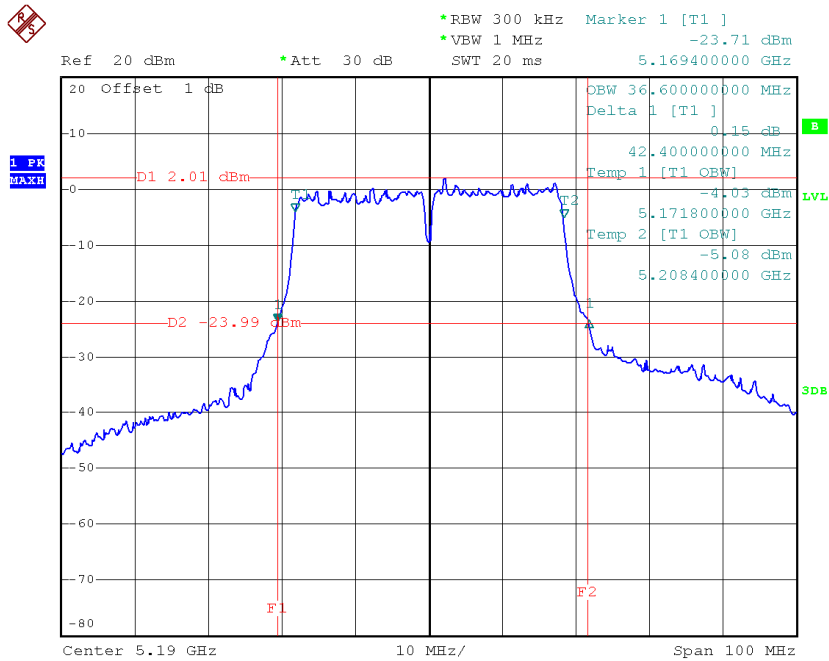


Date: 31.AUG.2014 16:41:40

Test Mode: UNII-1/TX AC40 Mode_CH38/CH46_ANT 2

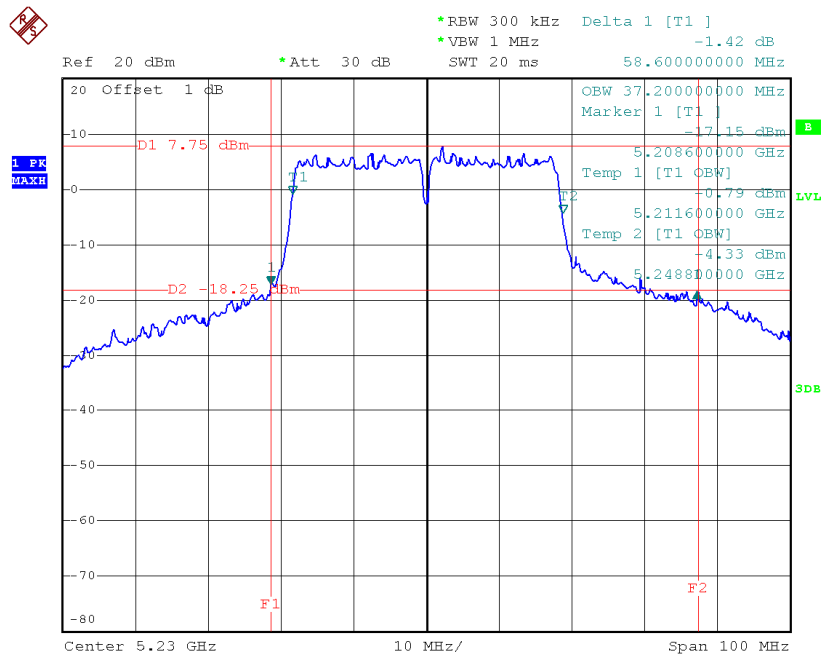
Channel	Frequency (MHz)	26dB Bandwidth (MHz)	99% Occupied Bandwidth (MHz)
CH38	5190	42.40	36.60
CH46	5230	58.60	37.20

TX CH38



Date: 31.AUG.2014 16:38:33

TX CH46

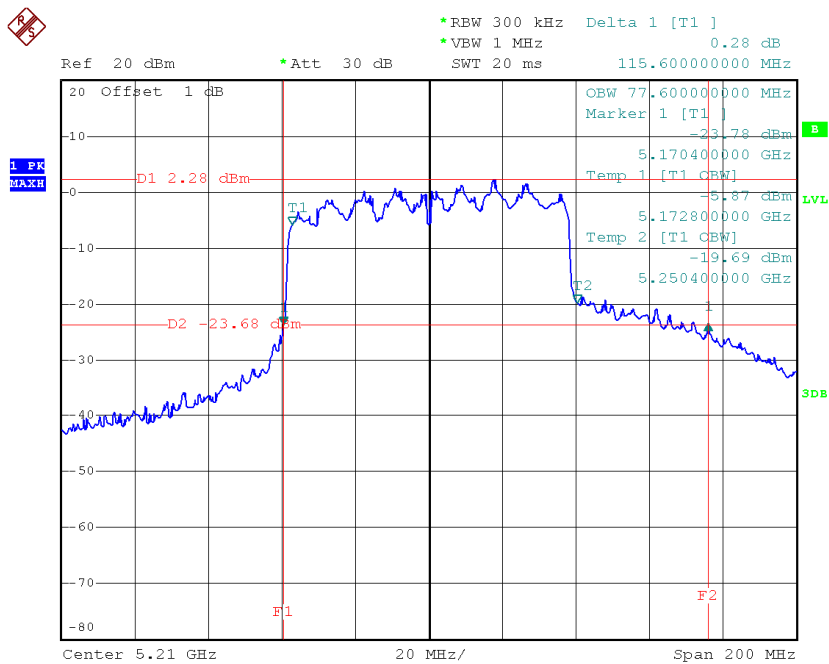


Date: 31.AUG.2014 16:42:25

Test Mode: UNII-1/TX AC80 Mode_CH42_ANT 1

Channel	Frequency (MHz)	26dB Bandwidth (MHz)	99% Occupied Bandwidth (MHz)
CH42	5210	115.60	77.60

TX CH42

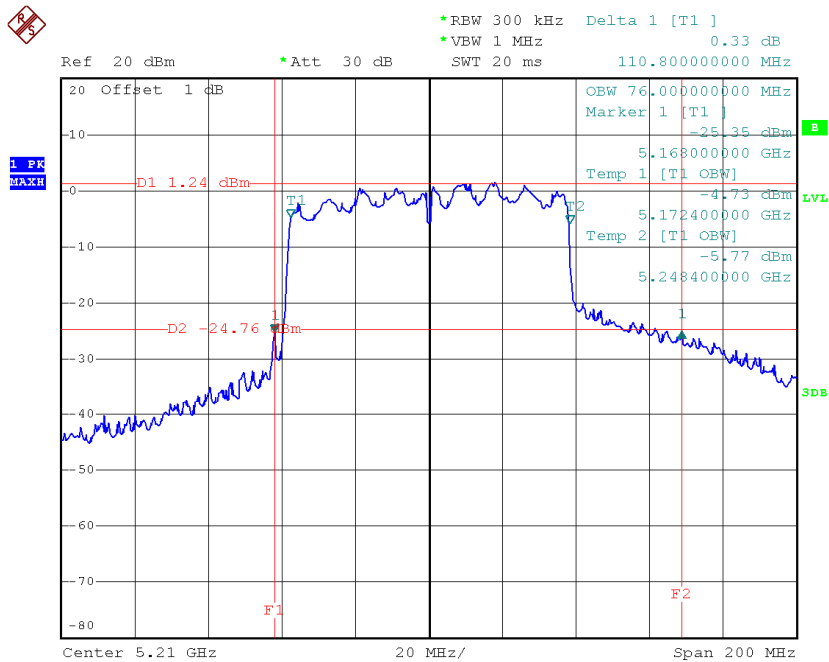


Date: 31.AUG.2014 16:48:31

Test Mode: UNII-1/TX AC80 Mode_CH42 _ANT 2

Channel	Frequency (MHz)	26dB Bandwidth (MHz)	99% Occupied Bandwidth (MHz)
CH42	5210	110.80	76.00

TX CH42

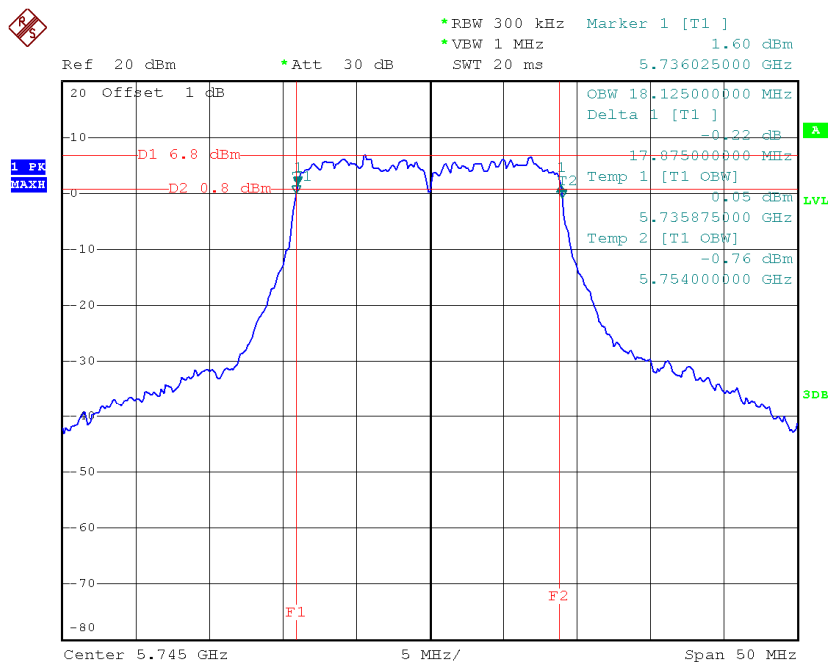


Date: 31.AUG.2014 16:51:22

Test Mode: UNII-3/ TX AC20 Mode_CH149/157/165_ANT 1

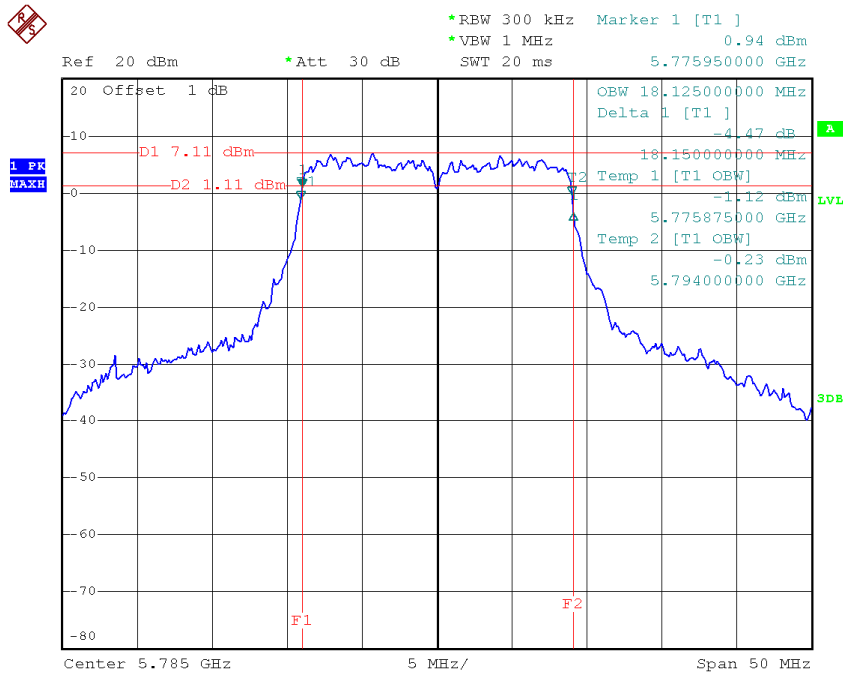
Channel	Frequency (MHz)	6dB Bandwidth (MHz)	99% Occupied Bandwidth (MHz)	Limit (MHz)
CH149	5745	17.88	18.13	>=500KHz
CH157	5785	18.15	18.13	>=500KHz
CH165	5825	17.85	18.13	>=500KHz

TX CH 149



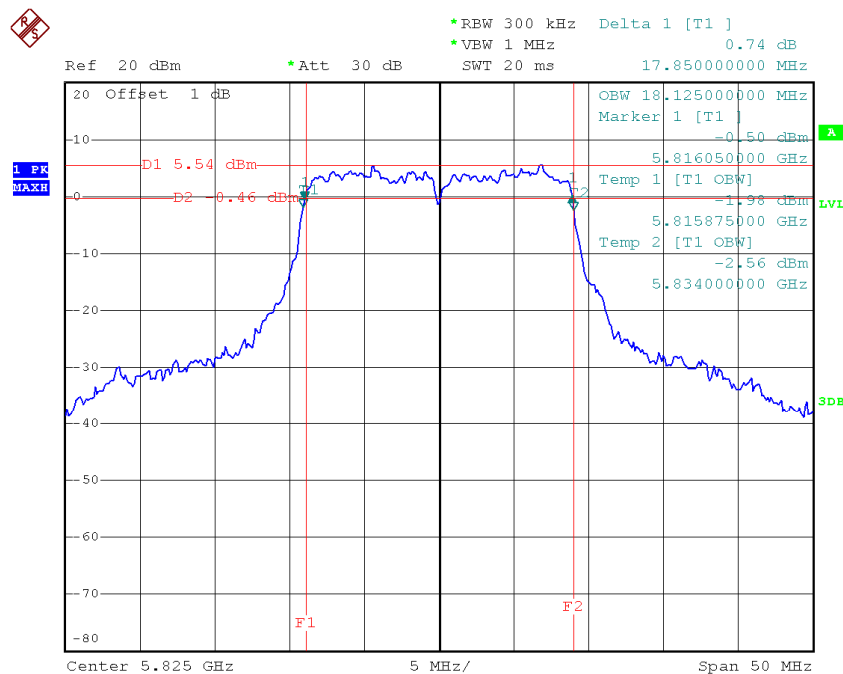
Date: 2.SEP.2014 10:02:22

TX CH 157



Date: 2.SEP.2014 10:05:40

TX CH 165

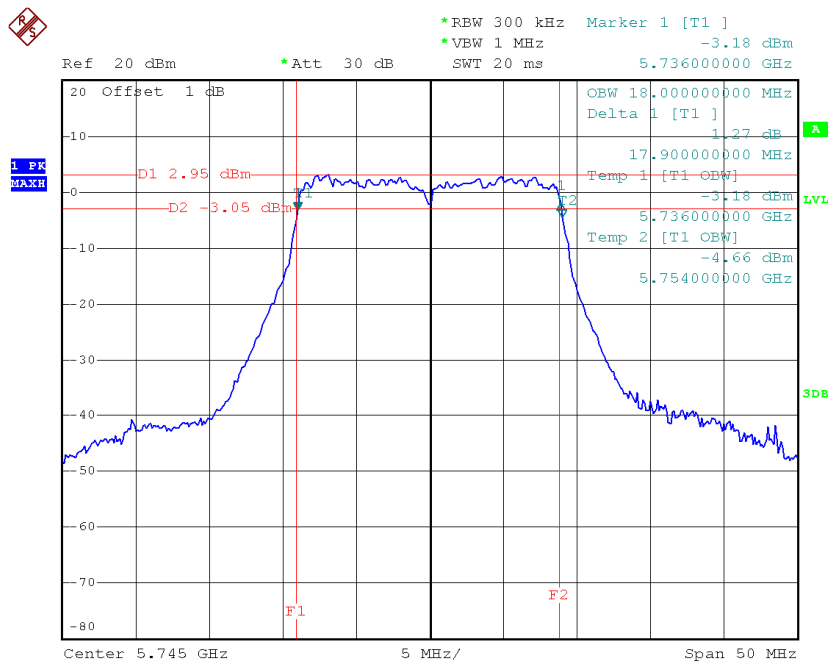


Date: 2.SEP.2014 10:06:41

Test Mode: UNII-3/ TX AC20 Mode_CH149/157/165_ANT 2

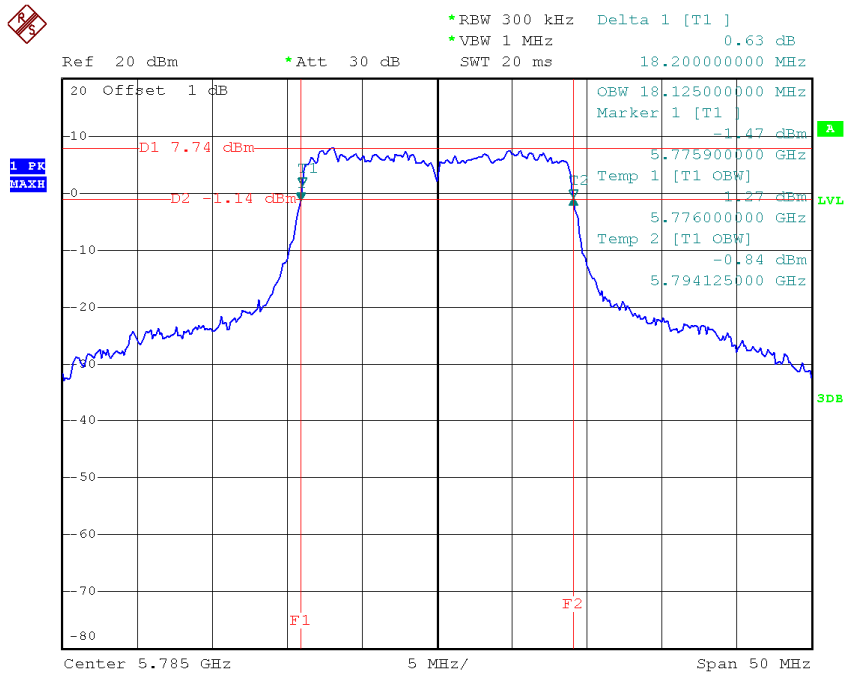
Channel	Frequency (MHz)	6dB Bandwidth (MHz)	99% Occupied Bandwidth (MHz)	Limit (MHz)
CH149	5745	17.90	18.00	>=500KHz
CH157	5785	18.20	18.13	>=500KHz
CH165	5825	17.78	18.00	>=500KHz

TX CH 149



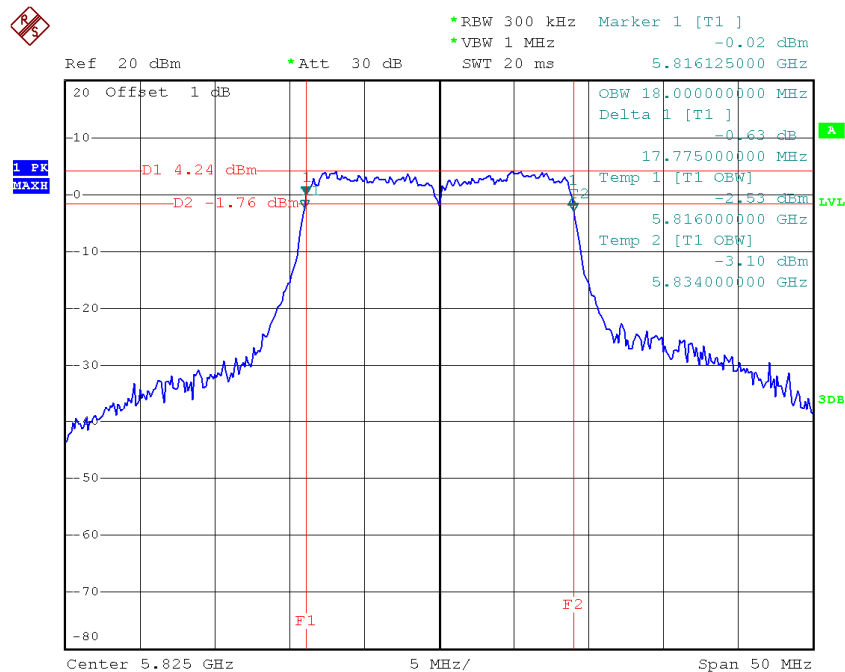
Date: 2.SEP.2014 10:03:55

TX CH 157



Date: 2.SEP.2014 10:05:04

TX CH 165

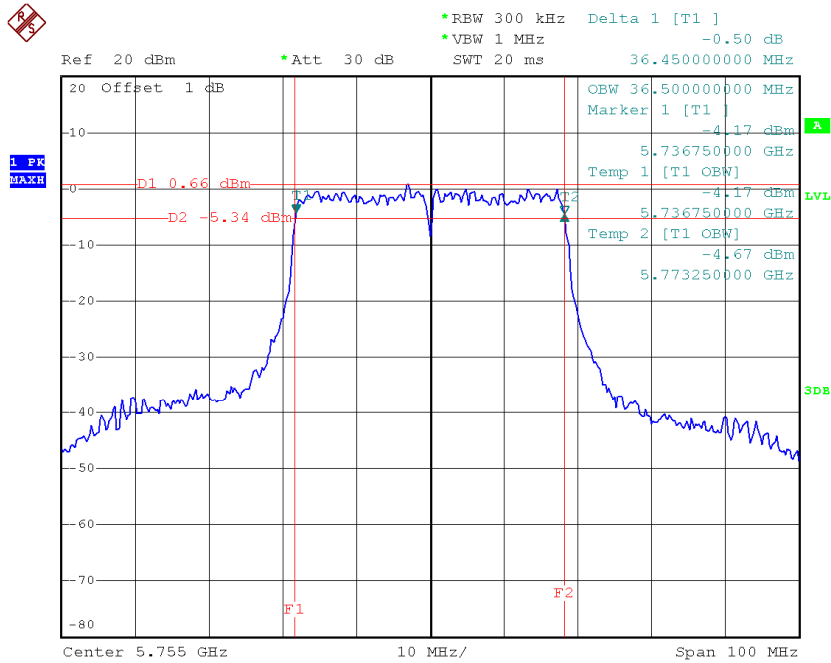


Date: 2.SEP.2014 10:08:09

Test Mode: UNII-3/ TX AC 40 Mode_CH151/159_ANT 1

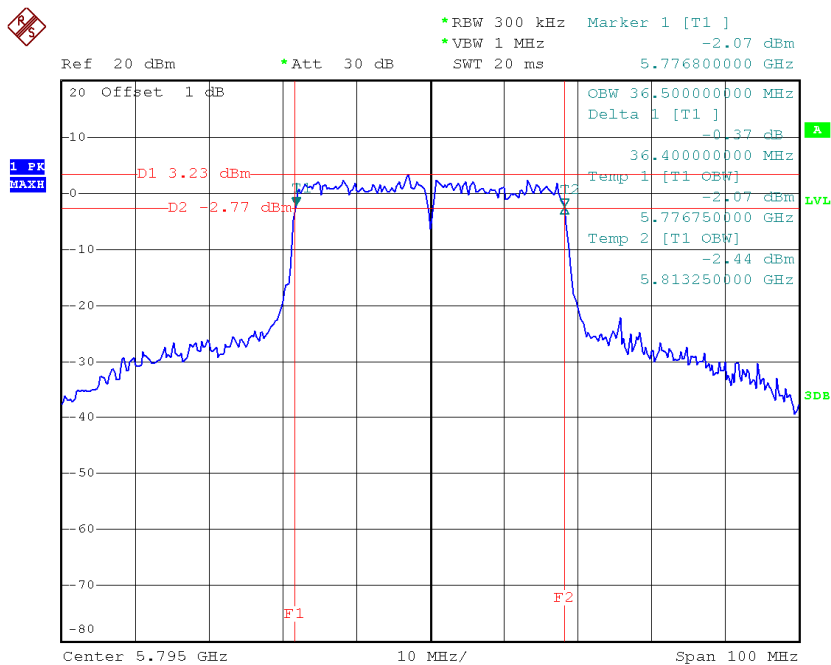
Channel	Frequency (MHz)	6dB Bandwidth (MHz)	99% Occupied Bandwidth (MHz)	Limit (MHz)
CH151	5755	36.45	36.50	>=500KHz
CH159	5795	36.40	36.50	>=500KHz

TX CH 151



Date: 2.SEP.2014 10:26:08

TX CH 159

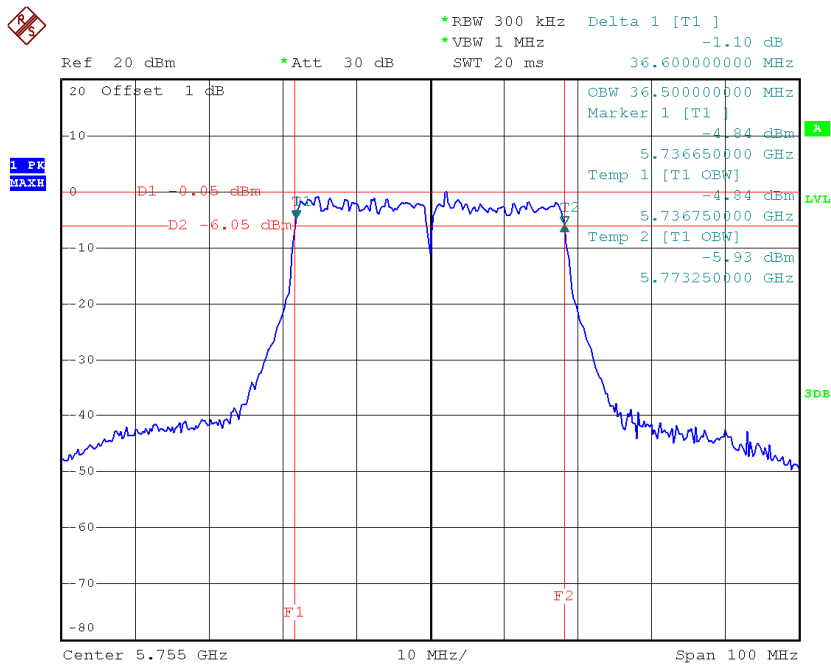


Date: 2.SEP.2014 10:23:43

Test Mode: UNII-3/ TX AC40 Mode_CH151/159_ANT 2

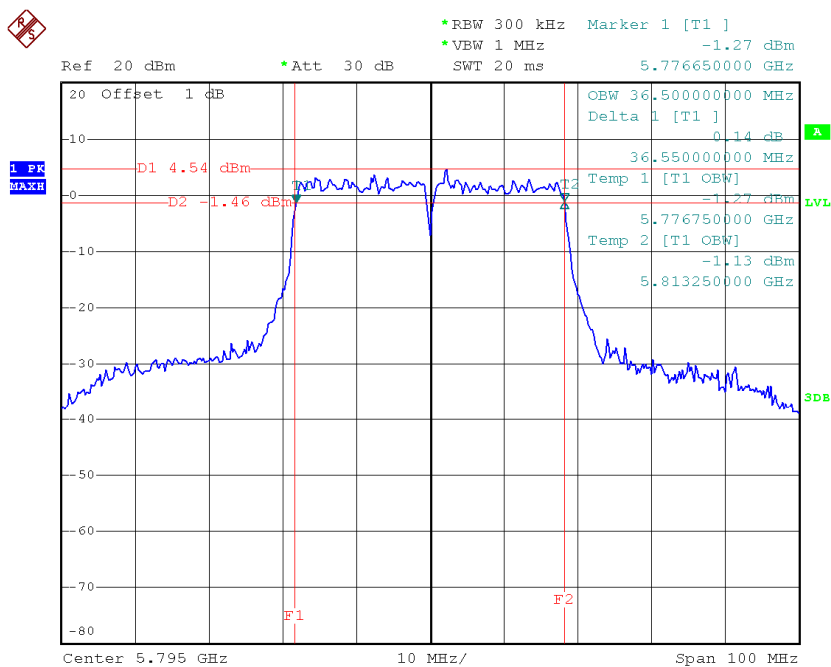
Channel	Frequency (MHz)	6dB Bandwidth (MHz)	99% Occupied Bandwidth (MHz)	Limit (MHz)
CH151	5755	36.60	36.50	>=500KHz
CH159	5795	36.55	36.50	>=500KHz

TX CH 151



Date: 2.SEP.2014 10:27:31

TX CH 159

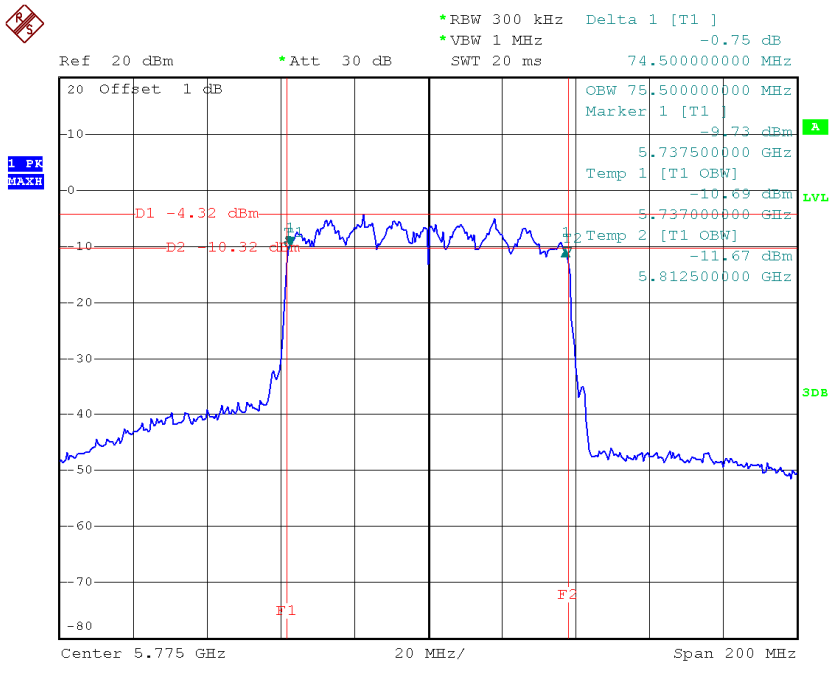


Date: 2.SEP.2014 10:22:33

Test Mode: UNII-3/ TX AC80 Mode_CH155_ANT 1

Channel	Frequency (MHz)	6dB Bandwidth (MHz)	99% Occupied Bandwidth (MHz)	Limit (MHz)
CH155	5775	74.50	75.50	>=500KHz

TX CH 155

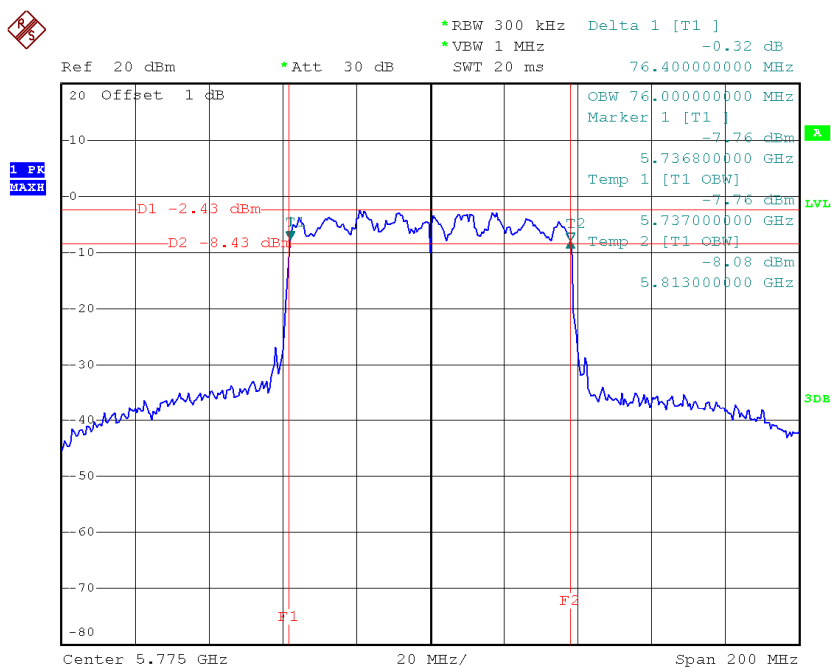


Date: 2.SEP.2014 10:36:02

Test Mode: UNII-3/ TX AC80 Mode_CH155_ANT 2

Channel	Frequency (MHz)	6dB Bandwidth (MHz)	99% Occupied Bandwidth (MHz)	Limit (MHz)
CH155	5775	76.40	76.00	>=500KHz

TX CH 155



Date: 2.SEP.2014 10:31:23

ATTACHMENT F - MAXIMUM OUTPUT POWER

Test Mode: UNII-1/TX A Mode

Channel	Frequency (MHz)	Conducted Output Power (dBm)	Limit (dBm)	Limit (Watt)
CH36	5180	14.68	24.00	0.25
CH40	5200	17.89	24.00	0.25
CH48	5240	18.23	24.00	0.25

Test Mode: UNII-1/TX N20 Mode_ANT 1

Channel	Frequency (MHz)	Conducted Output Power (dBm)	Limit (dBm)	Limit (Watt)
CH36	5180	14.20	24.00	0.25
CH40	5200	16.64	24.00	0.25
CH48	5240	17.09	24.00	0.25

Test Mode: UNII-1/TX N20 Mode_ANT 2

Channel	Frequency (MHz)	Conducted Output Power (dBm)	Limit (dBm)	Limit (Watt)
CH36	5180	14.48	24.00	0.25
CH40	5200	17.14	24.00	0.25
CH48	5240	17.55	24.00	0.25

Test Mode: UNII-1/TX N20 Mode_Total

Channel	Frequency (MHz)	Conducted Output Power (dBm)	Limit (dBm)	Limit (Watt)
CH36	5180	17.35	24.00	0.25
CH40	5200	19.91	24.00	0.25
CH48	5240	20.34	24.00	0.25

Test Mode: UNII-1/TX N40 Mode_ANT 1

Channel	Frequency (MHz)	Conducted Output Power (dBm)	Limit (dBm)	Limit (Watt)
CH38	5190	10.34	24.00	0.25
CH46	5230	17.05	24.00	0.25

Test Mode: UNII-1/TX N40 Mode_ANT 2

Channel	Frequency (MHz)	Conducted Output Power (dBm)	Limit (dBm)	Limit (Watt)
CH38	5190	11.06	24.00	0.25
CH46	5230	16.95	24.00	0.25

Test Mode: UNII-1/TX N40 Mode_Total

Channel	Frequency (MHz)	Conducted Output Power (dBm)	Limit (dBm)	Limit (Watt)
CH38	5190	13.73	24.00	0.25
CH46	5230	20.01	24.00	0.25

Test Mode: UNII-3/ TX A Mode

Channel	Frequency (MHz)	Conducted Output Power (dBm)	Limit (dBm)	Limit (Watt)
CH149	5745	12.29	30.00	1.00
CH157	5785	18.12	30.00	1.00
CH165	5825	13.91	30.00	1.00

Test Mode: UNII-3/TX N20 Mode_ANT 1

Channel	Frequency (MHz)	Conducted Output Power (dBm)	Limit (dBm)	Limit (Watt)
CH149	5745	11.80	30.00	1.00
CH157	5785	14.31	30.00	1.00
CH165	5825	12.97	30.00	1.00

Test Mode: UNII-3/TX N20 Mode_ANT 2

Channel	Frequency (MHz)	Conducted Output Power (dBm)	Limit (dBm)	Limit (Watt)
CH149	5745	9.72	30.00	1.00
CH157	5785	14.28	30.00	1.00
CH165	5825	11.59	30.00	1.00

Test Mode: UNII-3/TX N20 Mode_Total

Channel	Frequency (MHz)	Conducted Output Power (dBm)	Limit (dBm)	Limit (Watt)
CH149	5745	13.89	30.00	1.00
CH157	5785	17.31	30.00	1.00
CH165	5825	15.34	30.00	1.00

Test Mode: UNII-3/ TX N40 Mode_ANT 1

Channel	Frequency (MHz)	Conducted Output Power (dBm)	Limit (dBm)	Limit (Watt)
CH151	5755	11.38	30.00	1.00
CH159	5795	13.42	30.00	1.00

Test Mode: UNII-3/ TX N40 Mode_ANT 2

Channel	Frequency (MHz)	Conducted Output Power (dBm)	Limit (dBm)	Limit (Watt)
CH151	5755	10.89	30.00	1.00
CH159	5795	13.61	30.00	1.00

Test Mode: UNII-3/ TX N40 Mode_Total

Channel	Frequency (MHz)	Conducted Output Power (dBm)	Limit (dBm)	Limit (Watt)
CH151	5755	14.15	30.00	1.00
CH159	5795	16.53	30.00	1.00

Test Mode: UNII-1/TX AC20 Mode_ANT 1

Channel	Frequency (MHz)	Conducted Output Power (dBm)	Limit (dBm)	Limit (Watt)
CH36	5180	13.71	24.00	0.25
CH40	5200	16.64	24.00	0.25
CH48	5240	17.71	24.00	0.25

Test Mode: UNII-1/TX AC20 Mode_ANT 2

Channel	Frequency (MHz)	Conducted Output Power (dBm)	Limit (dBm)	Limit (Watt)
CH36	5180	14.05	24.00	0.25
CH40	5200	17.33	24.00	0.25
CH48	5240	18.05	24.00	0.25

Test Mode: UNII-1/TX AC20 Mode_Total

Channel	Frequency (MHz)	Conducted Output Power (dBm)	Limit (dBm)	Limit (Watt)
CH36	5180	16.89	24.00	0.25
CH40	5200	20.01	24.00	0.25
CH48	5240	20.89	24.00	0.25

Test Mode: UNII-1/TX AC40 Mode_ANT 1

Channel	Frequency (MHz)	Conducted Output Power (dBm)	Limit (dBm)	Limit (Watt)
CH38	5190	11.07	24.00	0.25
CH46	5230	17.11	24.00	0.25

Test Mode: UNII-1/TX AC40 Mode_ANT 2

Channel	Frequency (MHz)	Conducted Output Power (dBm)	Limit (dBm)	Limit (Watt)
CH38	5190	11.56	24.00	0.25
CH46	5230	17.71	24.00	0.25

Test Mode: UNII-1/TX AC40 Mode_Total

Channel	Frequency (MHz)	Conducted Output Power (dBm)	Limit (dBm)	Limit (Watt)
CH38	5190	14.33	24.00	0.25
CH46	5230	20.43	24.00	0.25

Test Mode: UNII-1/TX AC80 Mode_ANT 1

Channel	Frequency (MHz)	Conducted Output Power (dBm)	Limit (dBm)	Limit (Watt)
CH42	5210	14.09	24.00	0.25

Test Mode: UNII-1/TX AC80 Mode_ANT 2

Channel	Frequency (MHz)	Conducted Output Power (dBm)	Limit (dBm)	Limit (Watt)
CH42	5210	14.39	24.00	0.25

Test Mode: UNII-1/TX AC80 Mode_Total

Channel	Frequency (MHz)	Conducted Output Power (dBm)	Limit (dBm)	Limit (Watt)
CH42	5210	17.25	24.00	0.25

Test Mode: UNII-3/TX AC20 Mode_ANT 1

Channel	Frequency (MHz)	Conducted Output Power (dBm)	Limit (dBm)	Limit (Watt)
CH149	5745	12.05	30.00	1.00
CH157	5785	14.32	30.00	1.00
CH165	5825	12.94	30.00	1.00

Test Mode: UNII-3/TX AC20 Mode_ANT 2

Channel	Frequency (MHz)	Conducted Output Power (dBm)	Limit (dBm)	Limit (Watt)
CH149	5745	11.89	30.00	1.00
CH157	5785	13.57	30.00	1.00
CH165	5825	12.28	30.00	1.00

Test Mode: UNII-3/TX AC20 Mode_Total

Channel	Frequency (MHz)	Conducted Output Power (dBm)	Limit (dBm)	Limit (Watt)
CH149	5745	14.98	30.00	1.00
CH157	5785	16.97	30.00	1.00
CH165	5825	15.63	30.00	1.00

Test Mode: UNII-3/TX AC40 Mode_ANT 1

Channel	Frequency (MHz)	Conducted Output Power (dBm)	Limit (dBm)	Limit (Watt)
CH151	5755	11.09	30.00	1.00
CH159	5795	13.04	30.00	1.00

Test Mode: UNII-3/TX AC40 Mode_ANT 2

Channel	Frequency (MHz)	Conducted Output Power (dBm)	Limit (dBm)	Limit (Watt)
CH151	5755	10.54	30.00	1.00
CH159	5795	13.41	30.00	1.00

Test Mode: UNII-3/TX AC40 Mode_Total

Channel	Frequency (MHz)	Conducted Output Power (dBm)	Limit (dBm)	Limit (Watt)
CH151	5755	13.83	30.00	1.00
CH159	5795	16.24	30.00	1.00

Test Mode: UNII-3/TX AC80 Mode_ANT 1

Channel	Frequency (MHz)	Conducted Output Power (dBm)	Limit (dBm)	Limit (Watt)
CH155	5775	8.37	30.00	1.00

Test Mode: UNII-3/TX AC80 Mode_ANT 2

Channel	Frequency (MHz)	Conducted Output Power (dBm)	Limit (dBm)	Limit (Watt)
CH155	5775	8.63	30.00	1.00

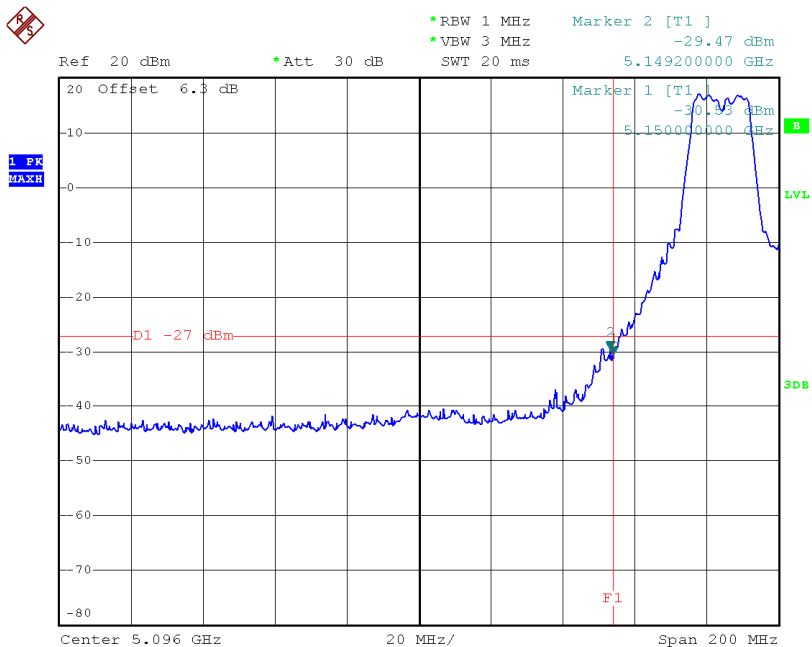
Test Mode: UNII-3/TX AC80 Mode_Total

Channel	Frequency (MHz)	Conducted Output Power (dBm)	Limit (dBm)	Limit (Watt)
CH155	5775	11.51	30.00	1.00

ATTACHMENT G - ANTENNA CONDUCTED SPURIOUS EMISSION

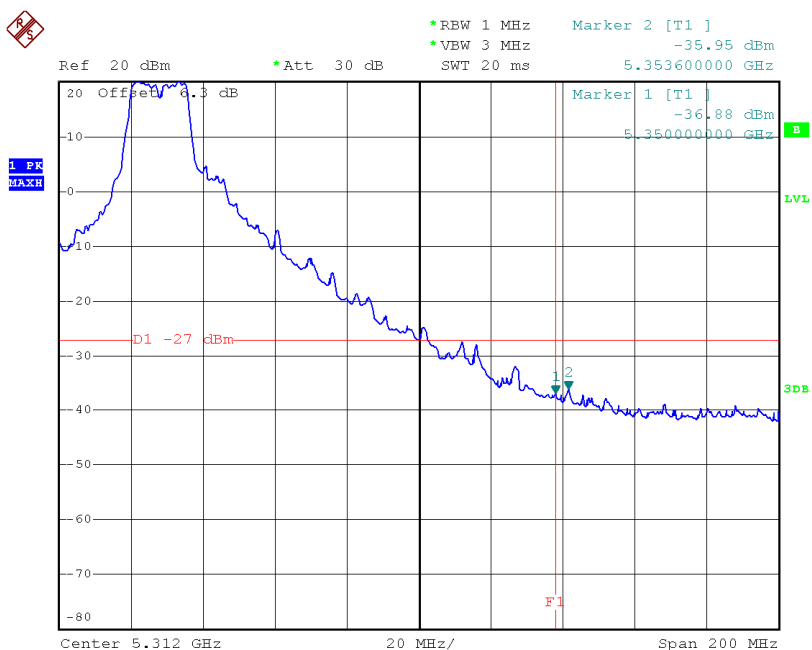
Test Mode: UNII-1/TX A Mode

TX mode CH36



Date: 3.SEP.2014 15:39:41

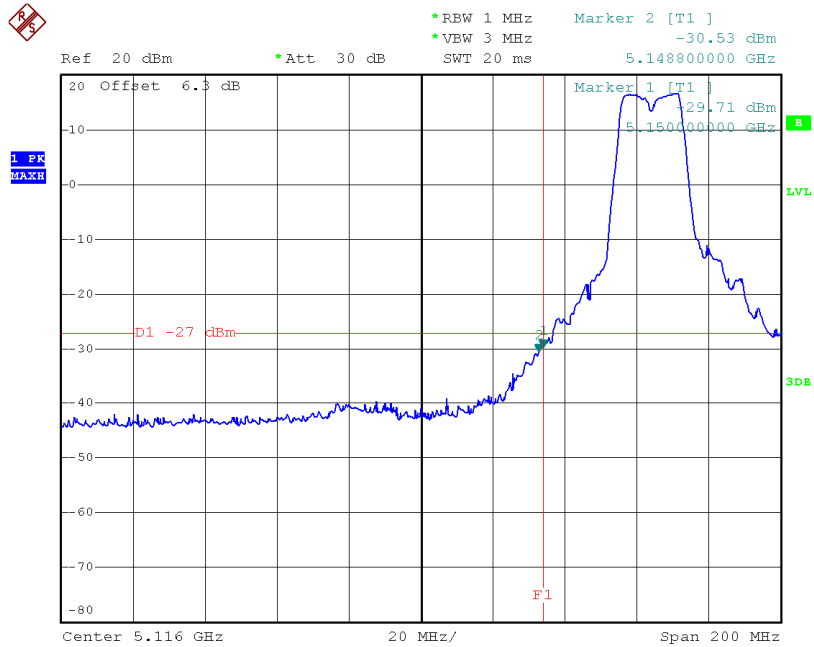
TX mode CH48



Date: 3.SEP.2014 15:40:18

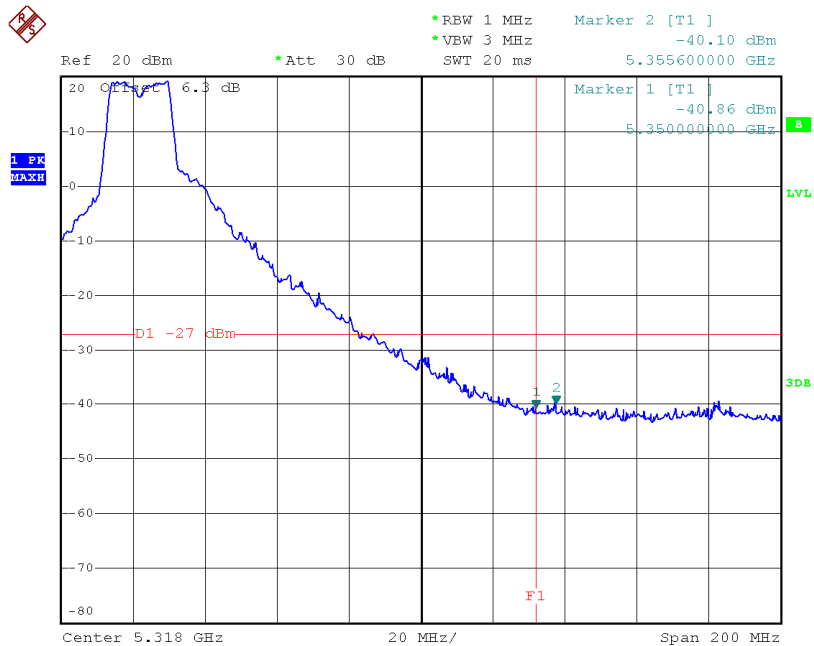
Test Mode: UNII-1/TX N20 Mode_ANT 1

TX mode CH36



Date: 3.SEP.2014 15:33:47

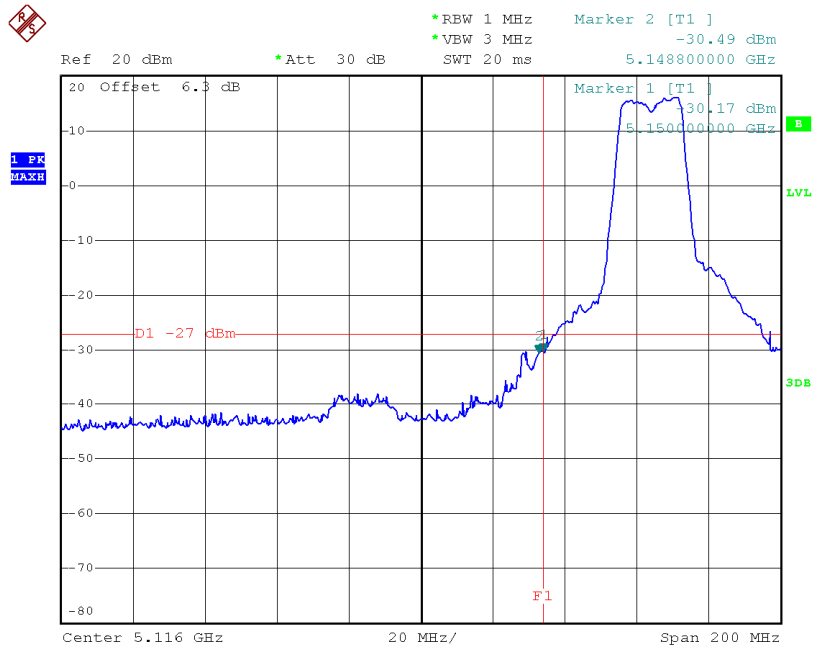
TX mode CH48



Date: 3.SEP.2014 15:35:38

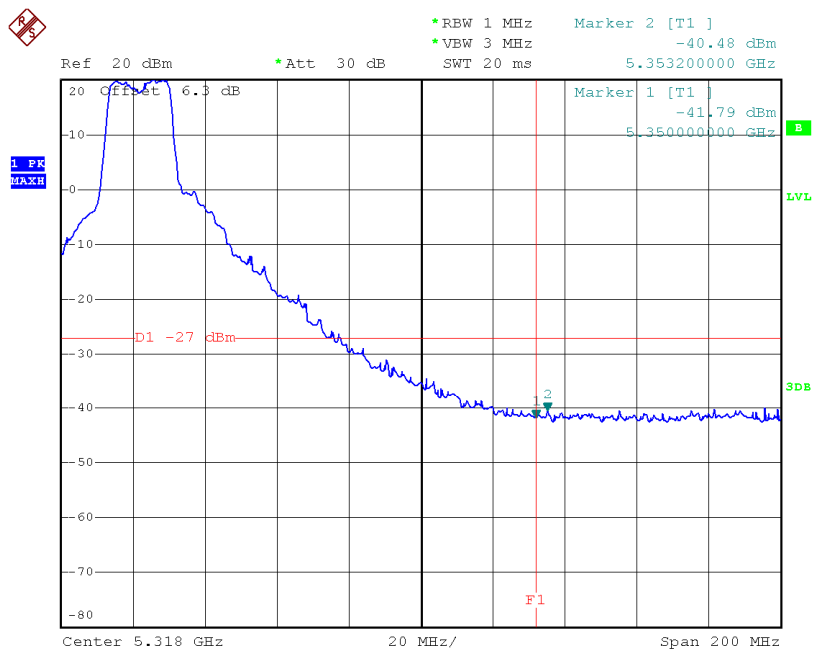
Test Mode: UNII-1/TX N20 Mode_ANT 2

TX mode CH36



Date: 3.SEP.2014 15:34:10

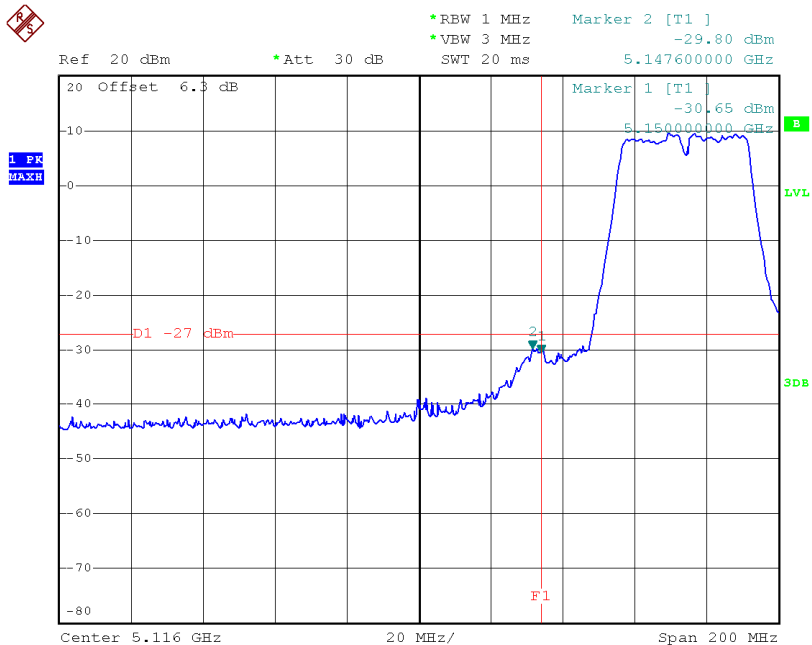
TX mode CH48



Date: 3.SEP.2014 15:35:13

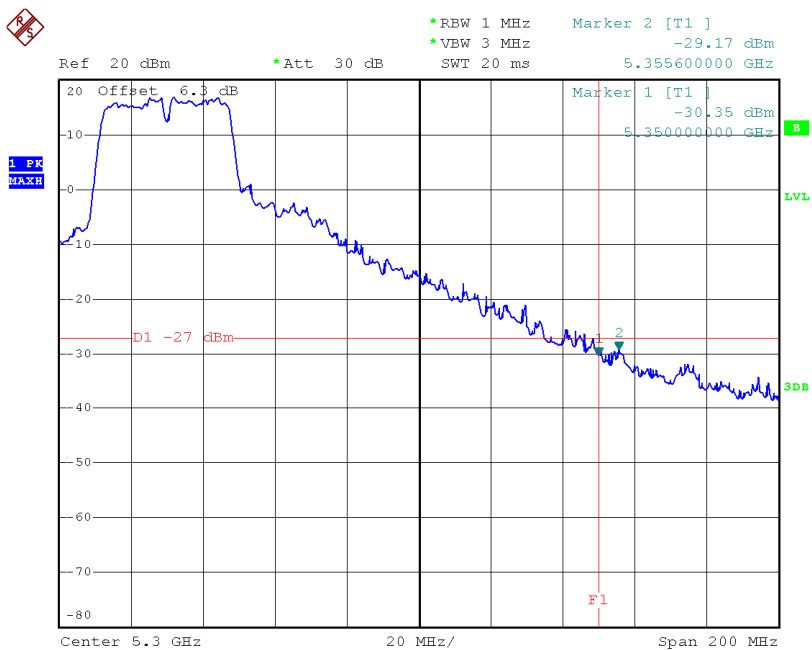
Test Mode: UNII-1/TX N40 Mode_ANT 1

TX mode CH38



Date: 3.SEP.2014 15:32:22

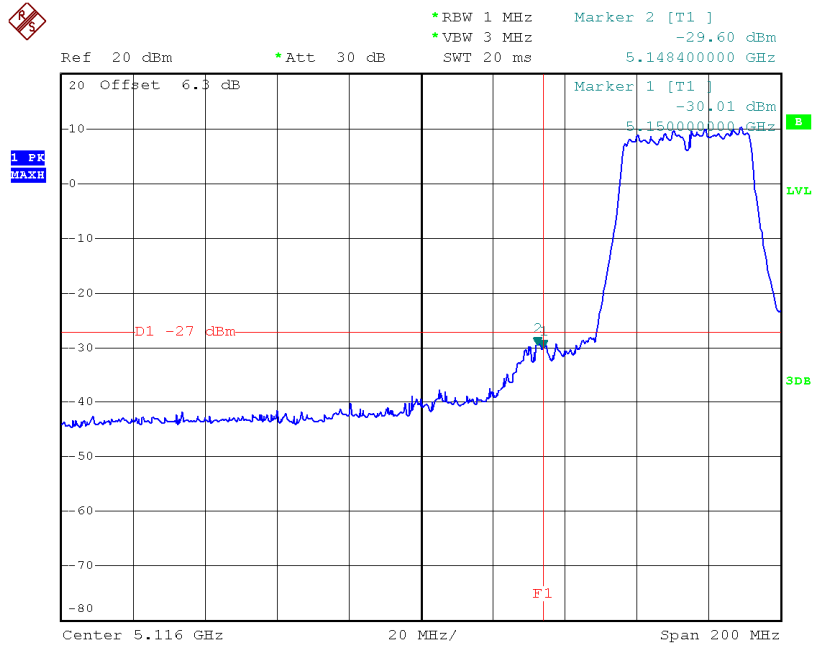
TX mode CH46



Date: 3.SEP.2014 15:30:51

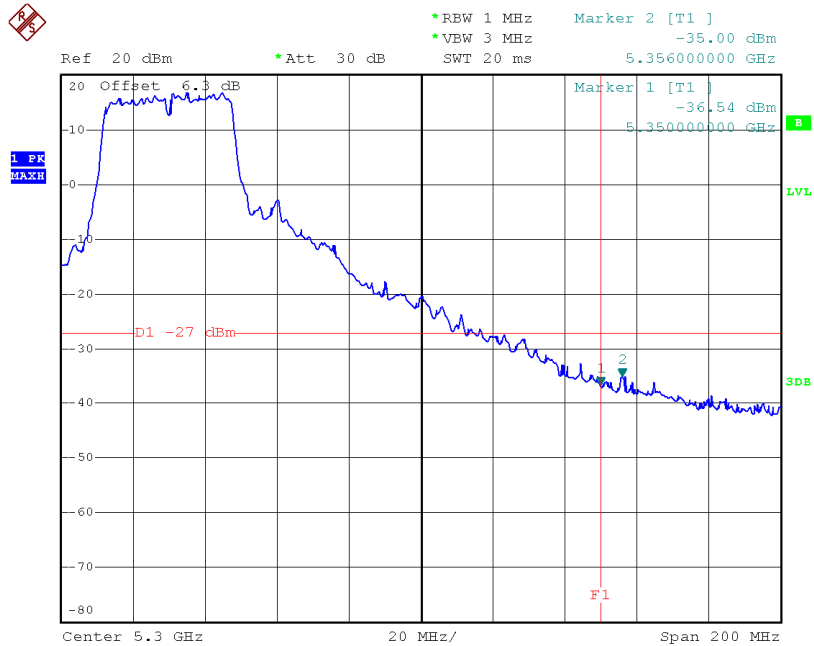
Test Mode: UNII-1/TX N40 Mode_ANT 2

TX mode CH38



Date: 3.SEP.2014 15:31:59

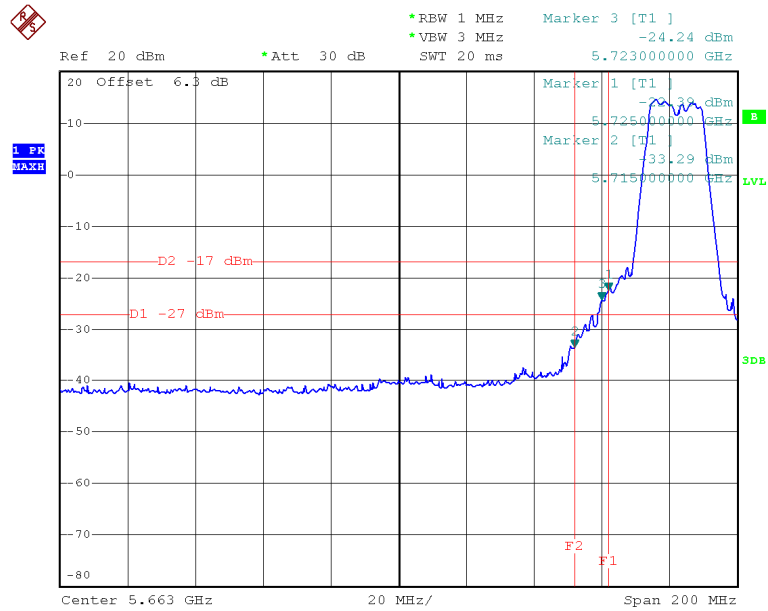
TX mode CH46



Date: 3.SEP.2014 15:31:19

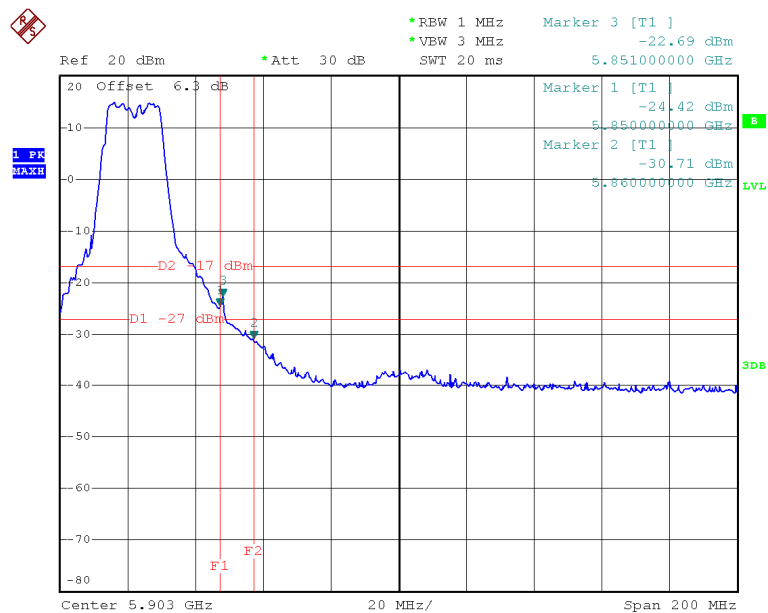
Test Mode: UNII-3/TX A Mode

TX A Mode CH149



Date: 3.SEP.2014 14:39:37

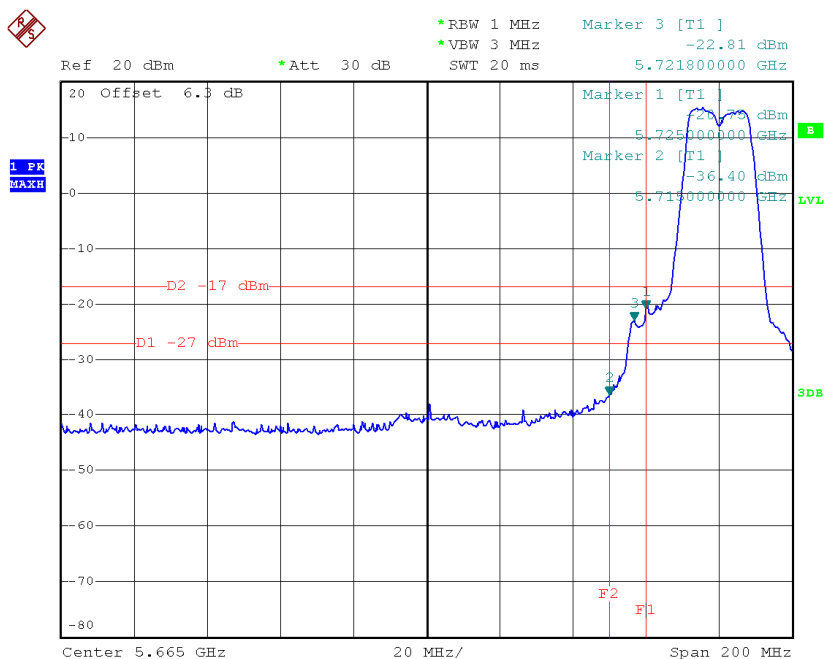
TX A Mode CH165



Date: 3.SEP.2014 14:45:31

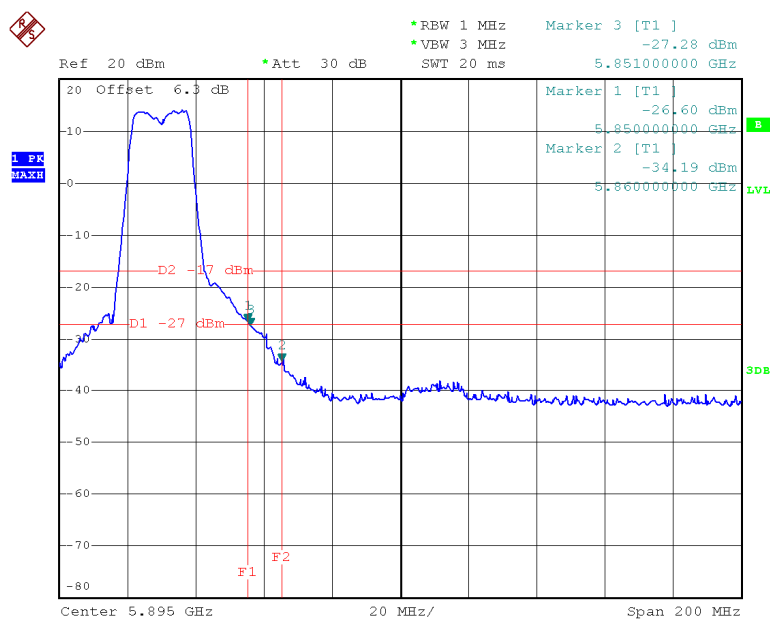
Test Mode: UNII-3/TX N20 Mode_ANT 1

TX HT20 mode CH149



Date: 3.SEP.2014 14:49:49

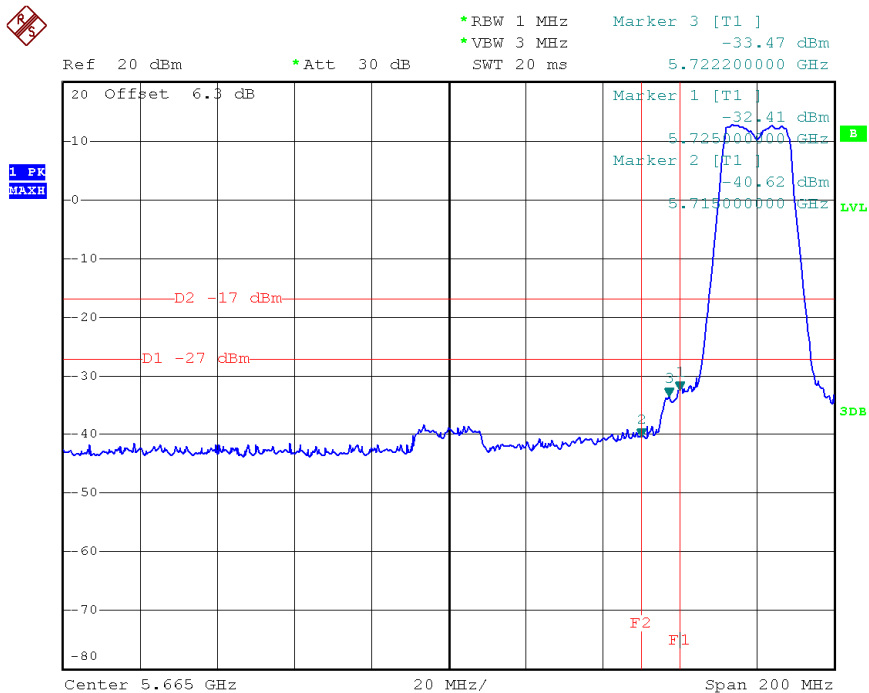
TX HT20 mode CH165



Date: 3.SEP.2014 14:52:55

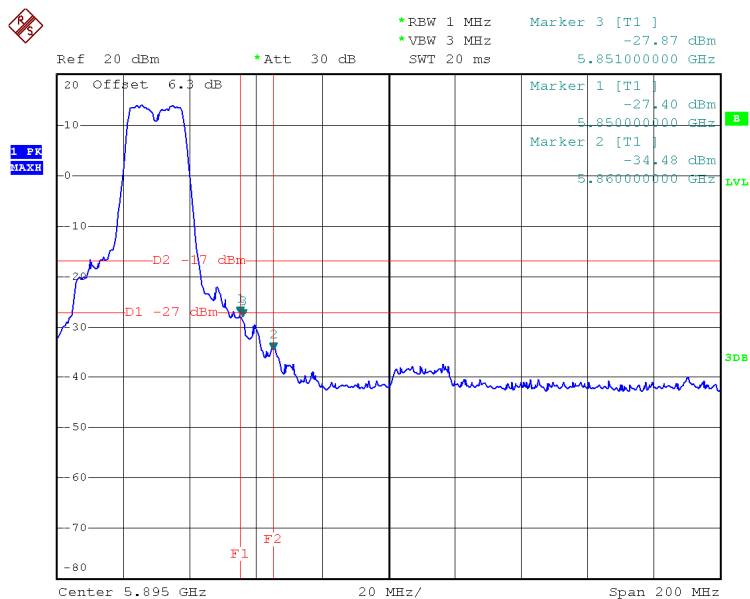
Test Mode: UNII-3/TX N20 Mode_ANT 2

TX HT20 mode CH149



Date: 3.SEP.2014 14:48:59

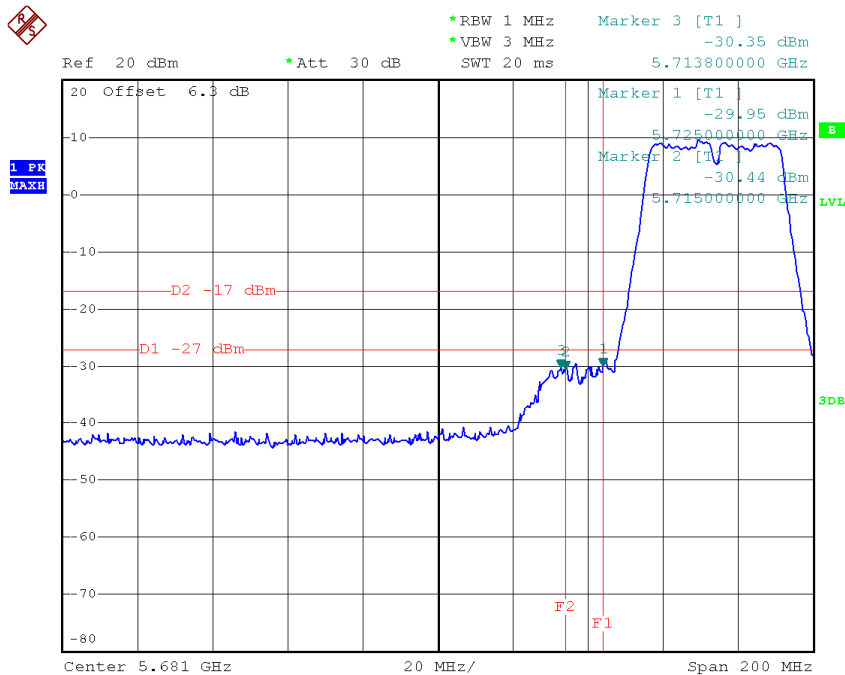
X HT20 mode CH165



Date: 3.SEP.2014 14:51:43

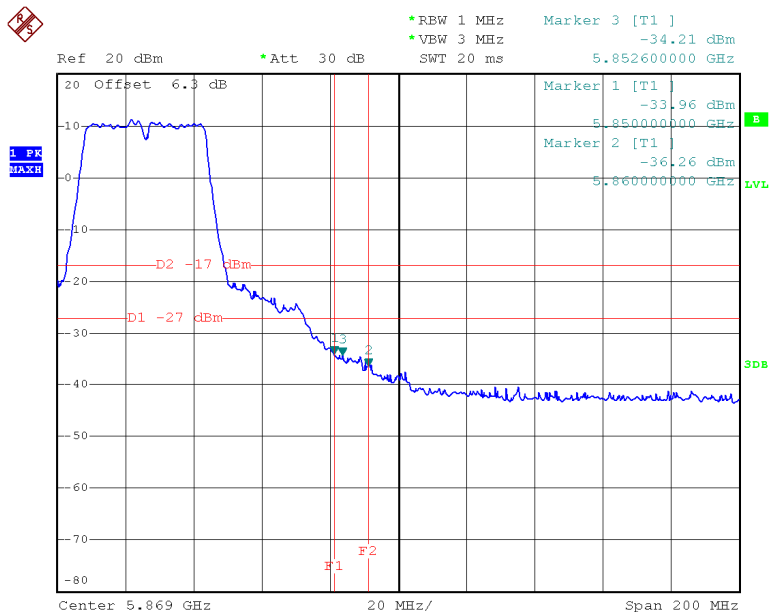
Test Mode: UNII-3/TX N40 Mode_ANT 1

UNII-3/TX HT40 mode CH151



Date: 3.SEP.2014 15:06:35

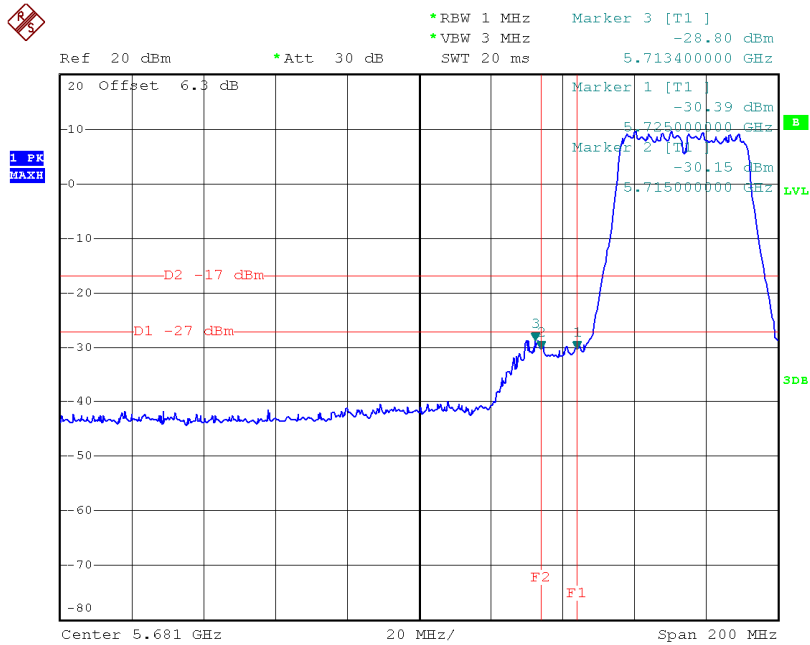
UNII-3/TX HT40 mode CH159



Date: 3.SEP.2014 15:09:53

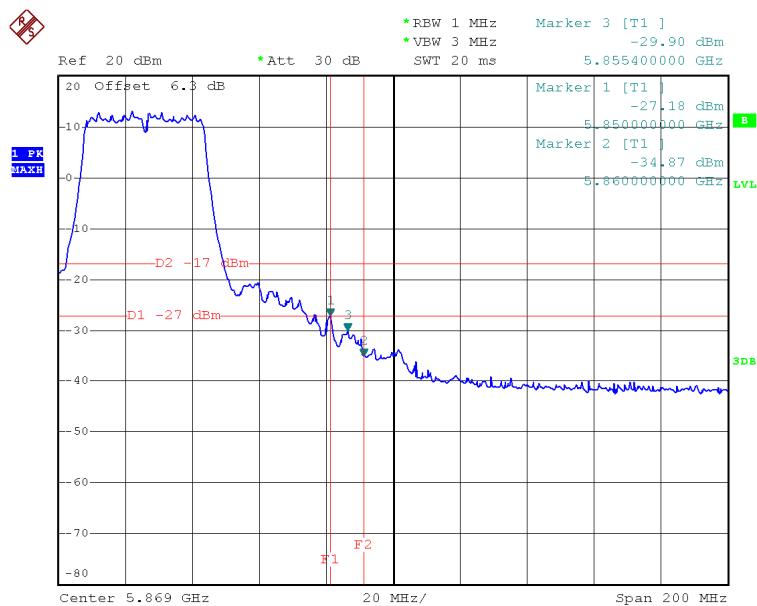
Test Mode: UNII-3/TX N40 Mode_ANT 2

TX HT40 mode CH151



Date: 3.SEP.2014 15:07:22

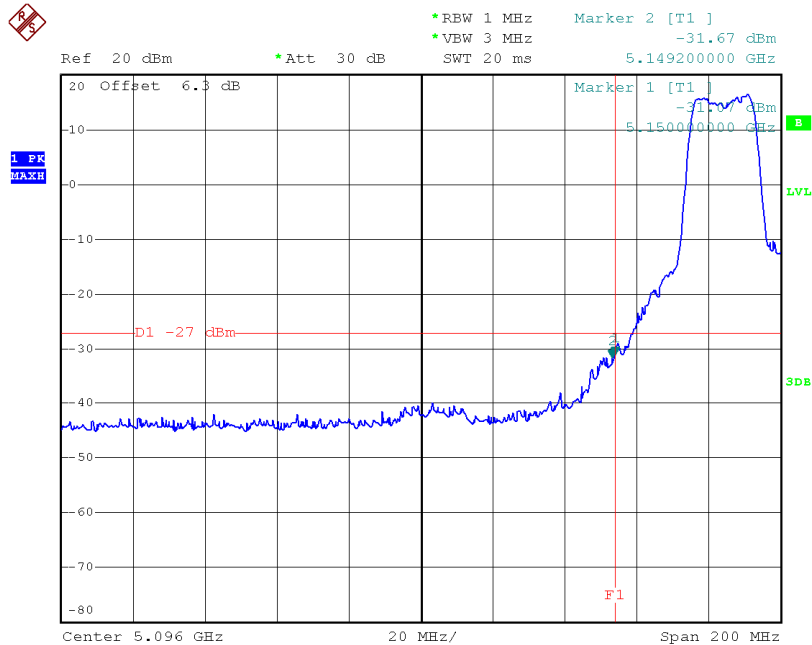
HT40 mode CH159



Date: 3.SEP.2014 15:09:14

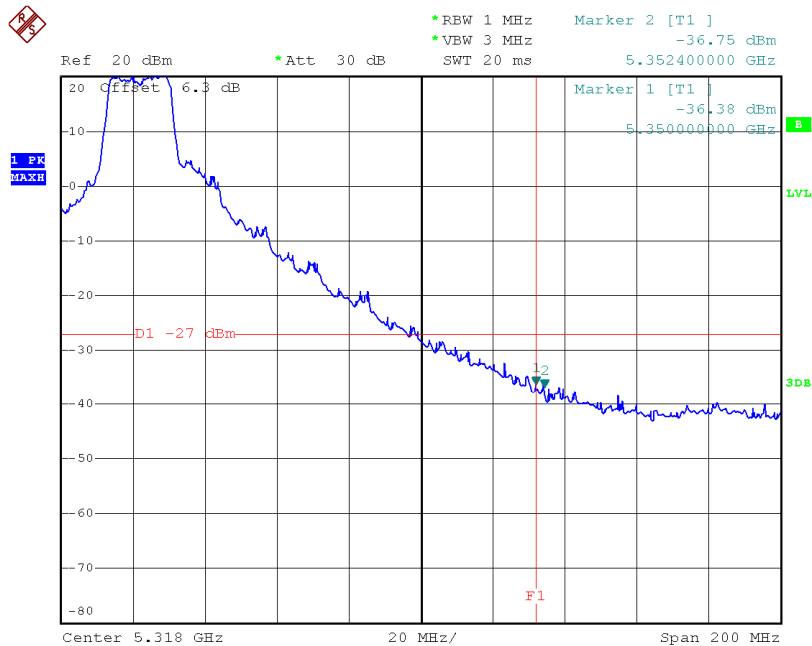
Test Mode: UNII-1/TX AC20 Mode_ANT 1

TX mode CH36



Date: 3.SEP.2014 15:38:56

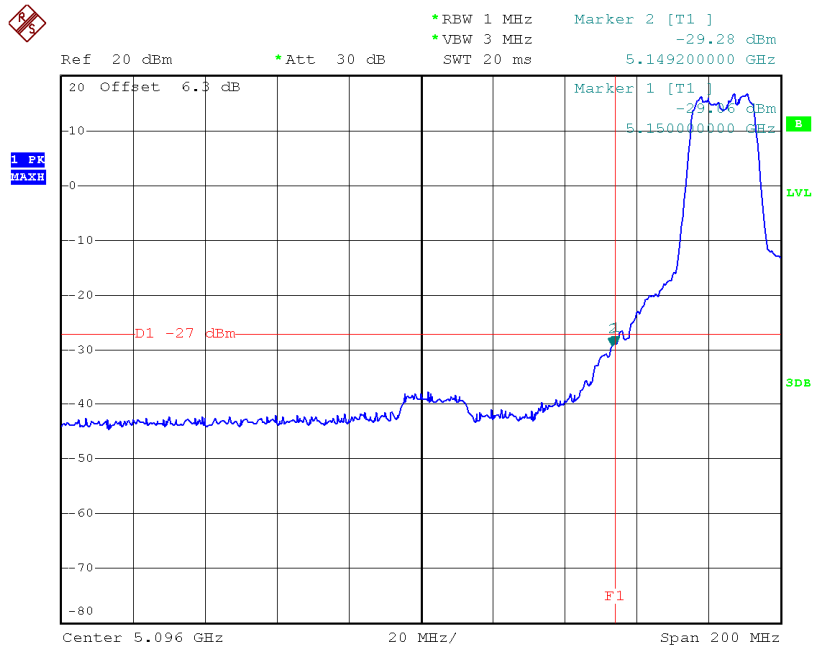
TX mode CH48



Date: 3.SEP.2014 15:36:27

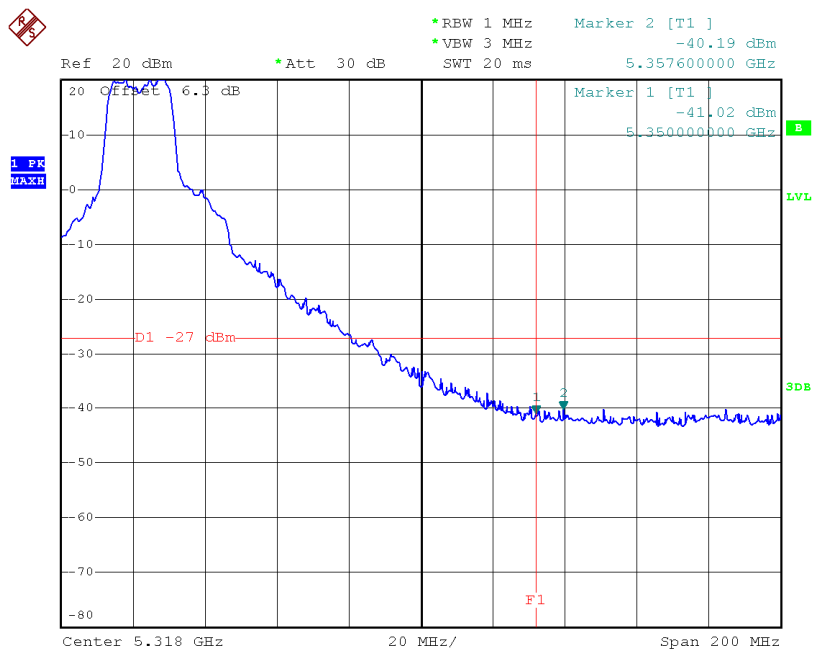
Test Mode: UNII-1/TX AC20 Mode_ANT 2

TX mode CH36



Date: 3.SEP.2014 15:38:40

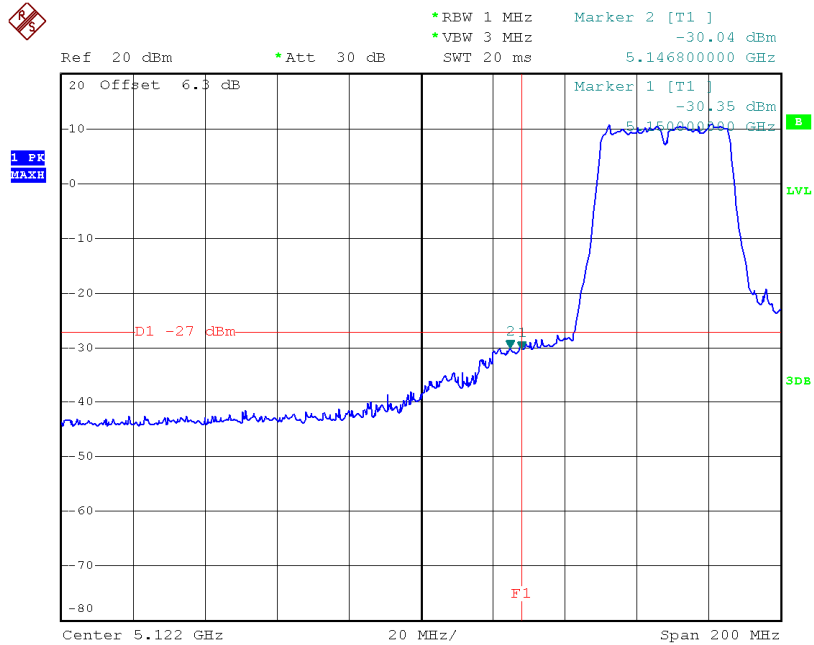
TX mode CH48



Date: 3.SEP.2014 15:37:39

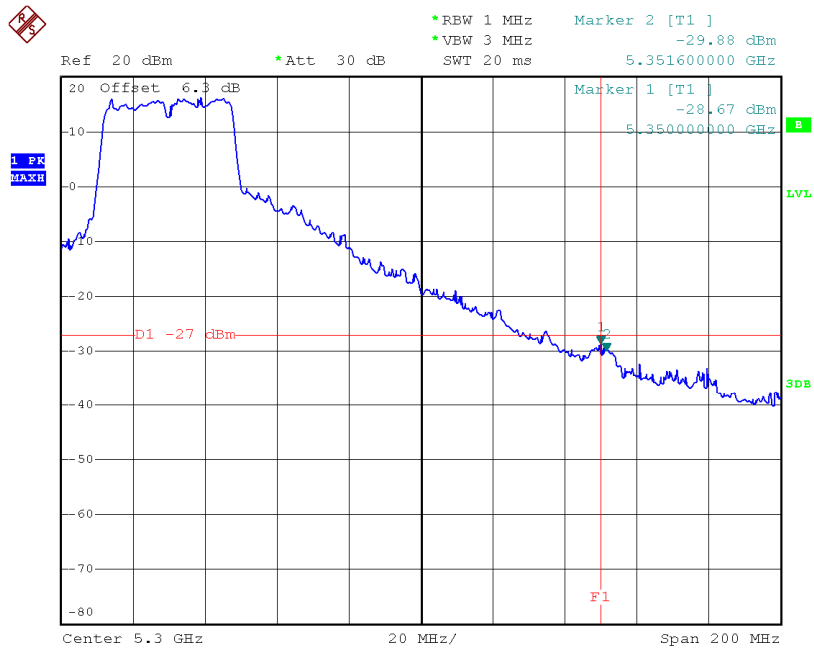
Test Mode: UNII-1/TX AC40 Mode_ANT 1

TX mode CH38



Date: 3.SEP.2014 15:26:35

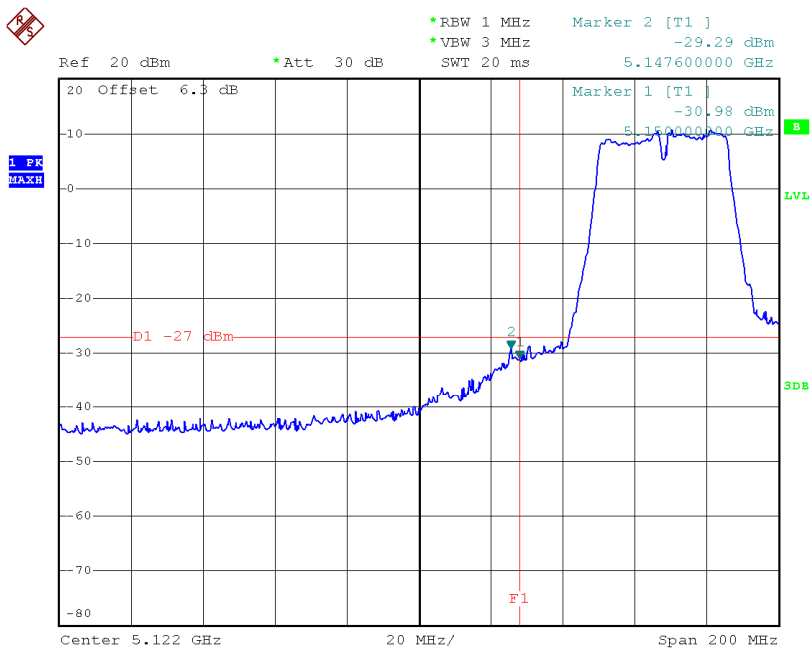
TX mode CH46



Date: 3.SEP.2014 15:29:43

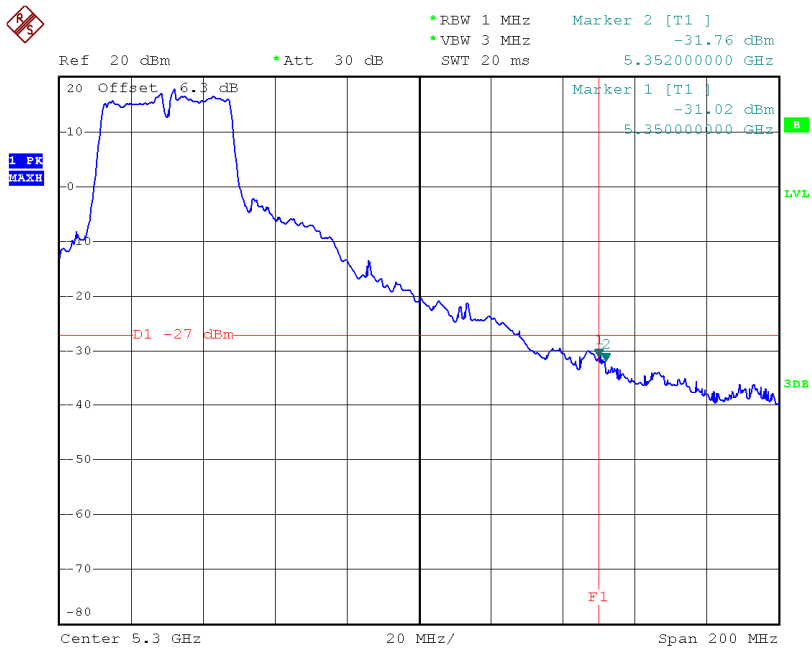
Test Mode: UNII-1/TX AC40 Mode_ANT 2

TX mode CH38



Date: 3.SEP.2014 15:26:57

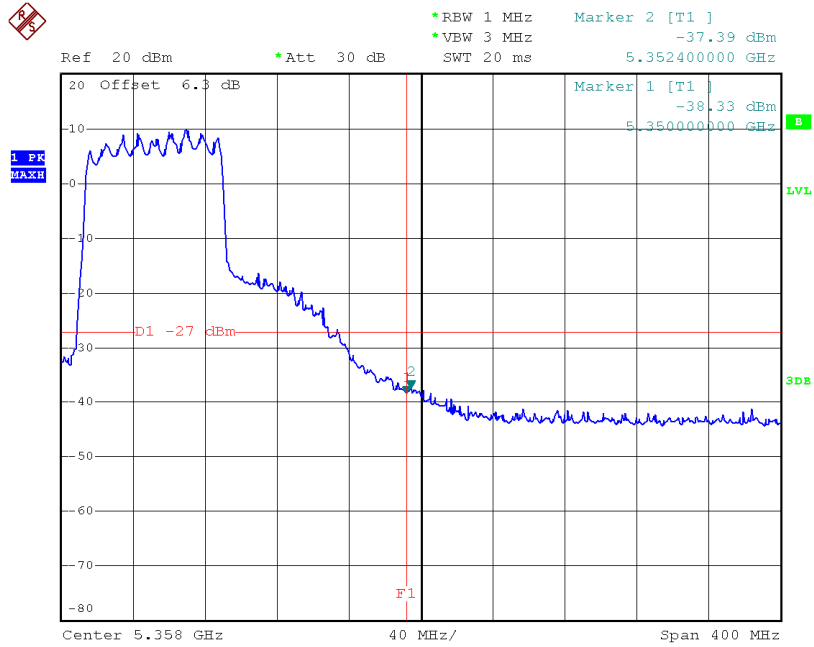
TX mode CH46



Date: 3.SEP.2014 15:28:58

Test Mode: UNII-1/TX AC80 Mode_ANT 1

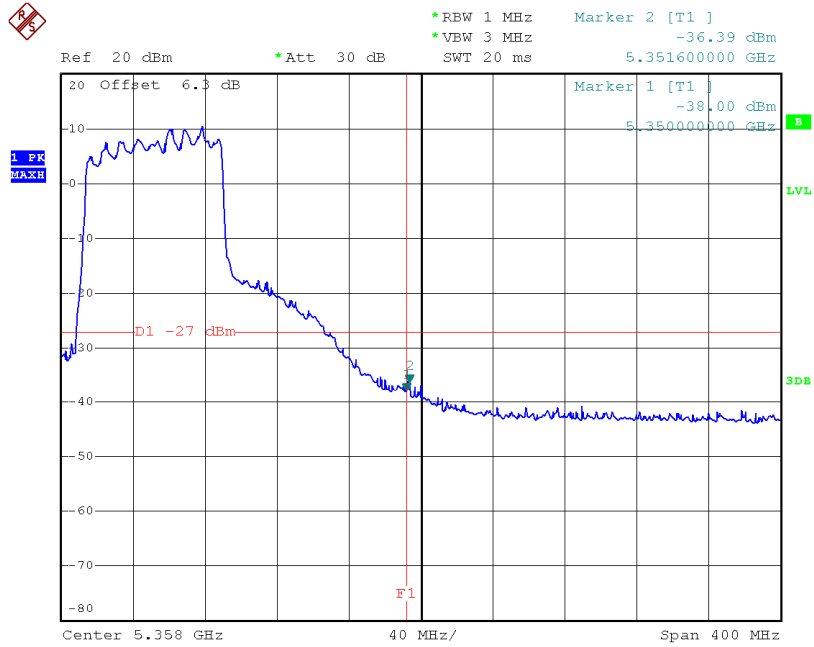
TX mode CH42



Date: 3.SEP.2014 15:24:35

Test Mode: UNII-1/TX AC80 Mode_ANT 2

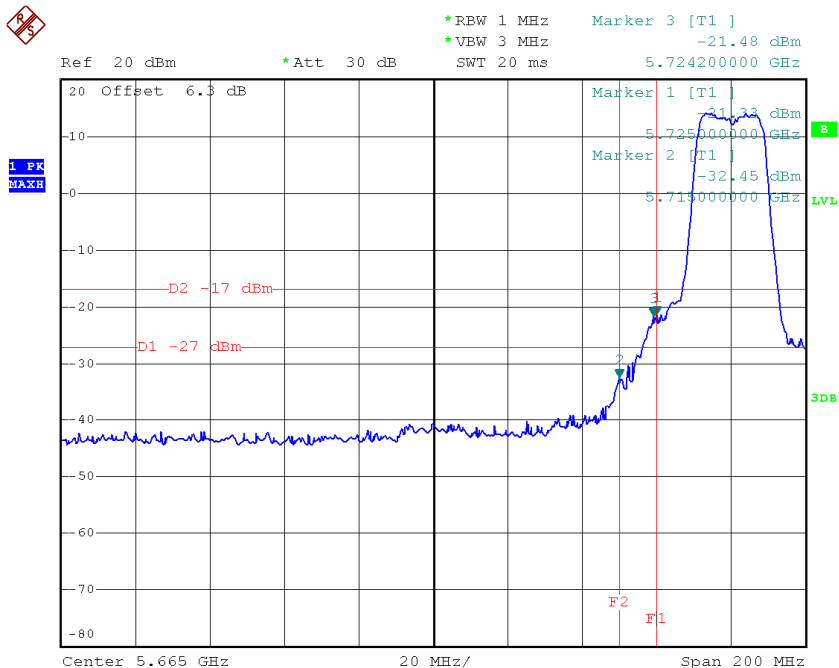
TX mode CH42



Date: 3.SEP.2014 15:23:47

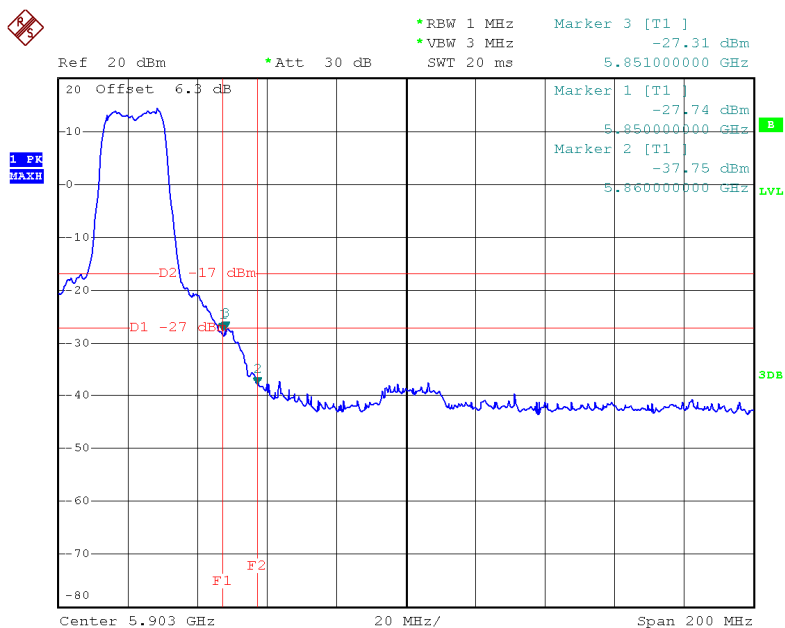
Test Mode: UNII-3/TX AC20 Mode_ANT 1

TX AC HT20 mode CH149



Date: 3.SEP.2014 14:59:13

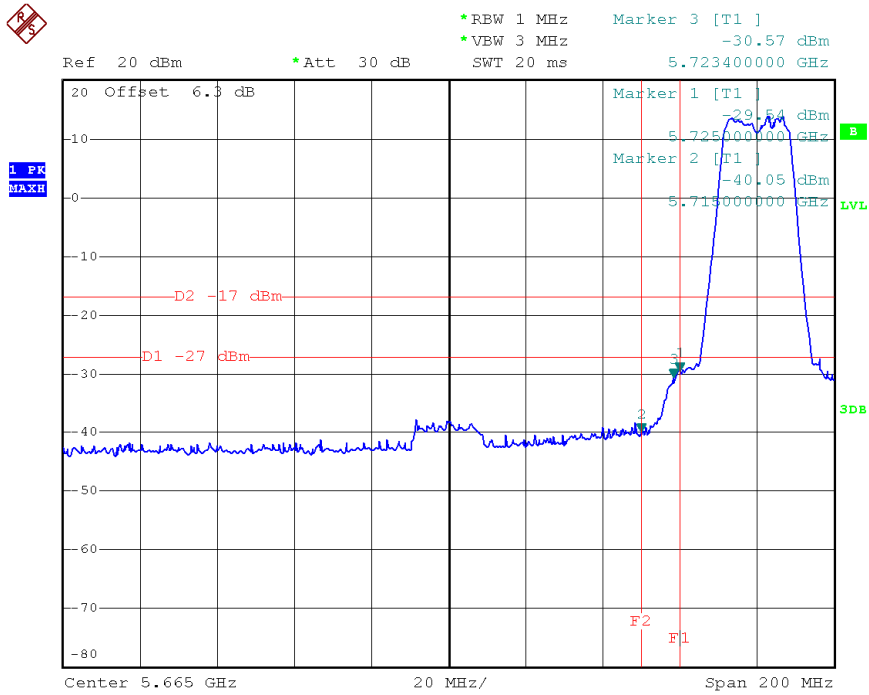
TX AC HT20 mode CH165



Date: 3.SEP.2014 15:03:37

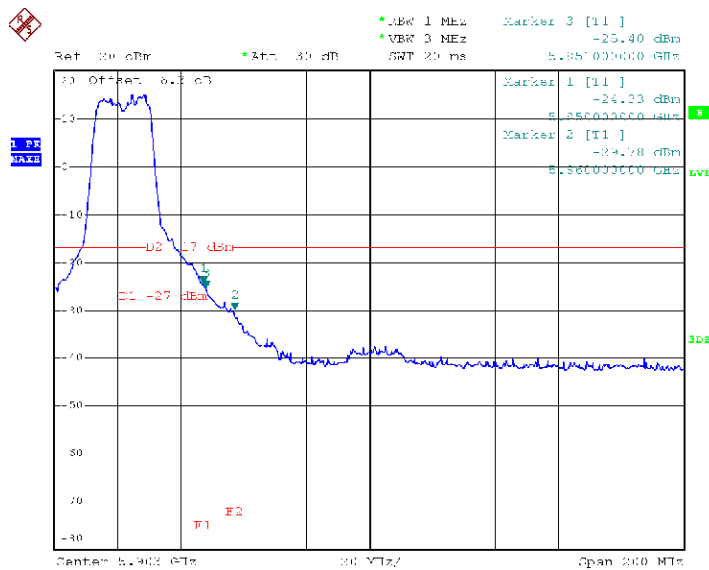
Test Mode: UNII-3/TX AC20 Mode_ANT 2

TX AC HT20 mode CH149



Date: 3.SEP.2014 14:58:44

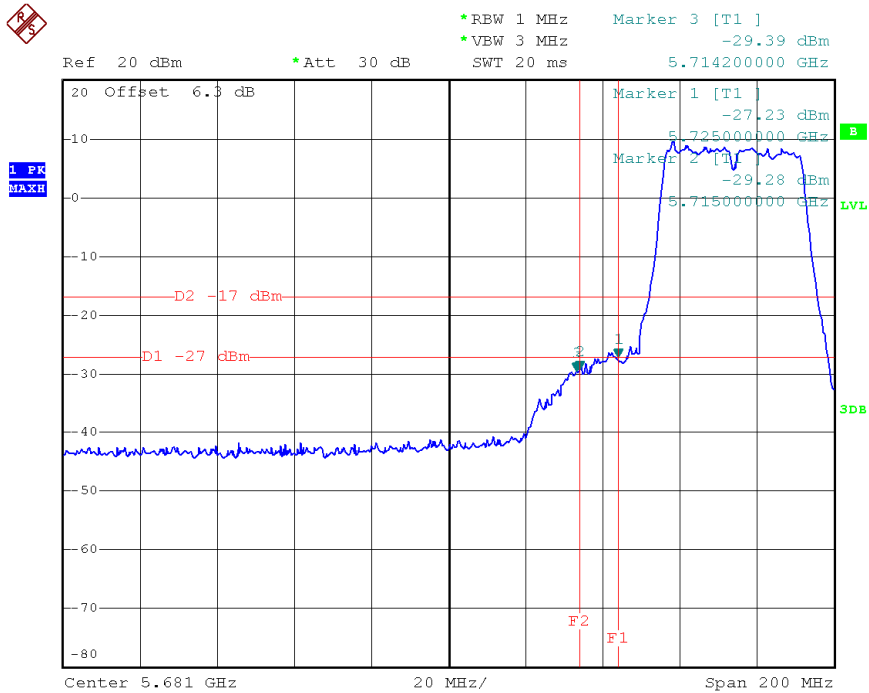
TX AC HT20 mode CH165



Date: 3.SEP.2014 13:03:14

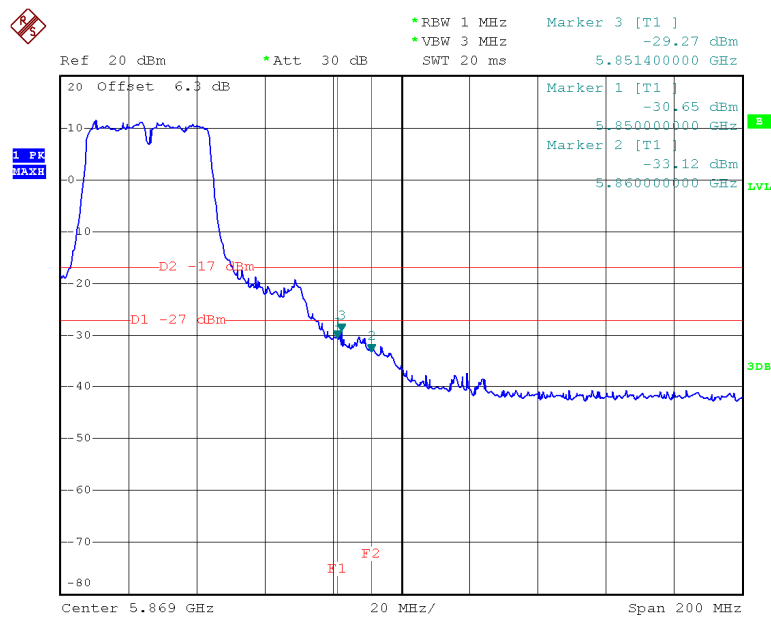
Test Mode: UNII-3/TX AC40 Mode_ANT 1

TX AC HT40 mode CH151



Date: 3.SEP.2014 15:15:16

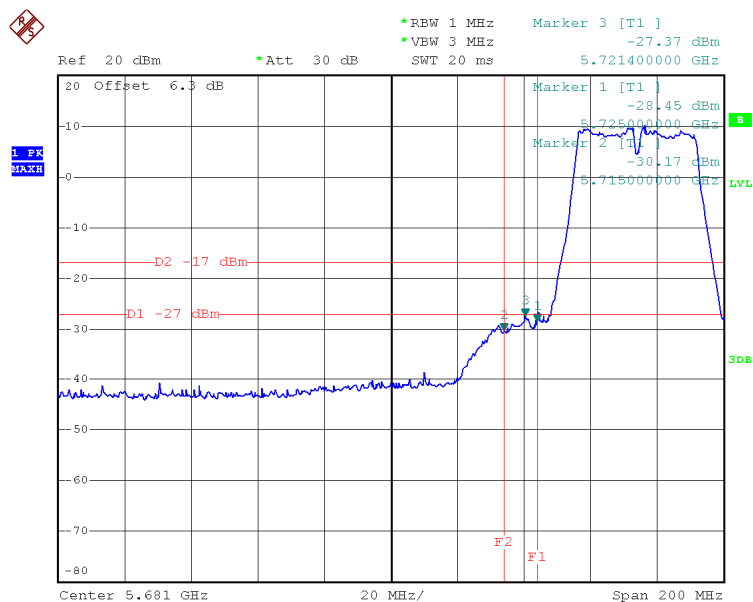
TX AC HT40 mode CH159



Date: 3.SEP.2014 15:11:31

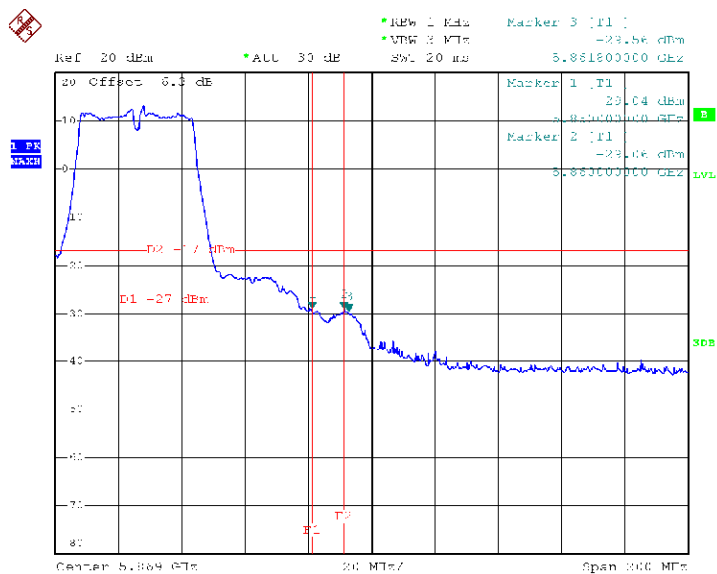
Test Mode: UNII-3/TX AC40 Mode_ANT 2

TX AC HT40 mode CH151



Date: 3.SEP.2014 15:13:55

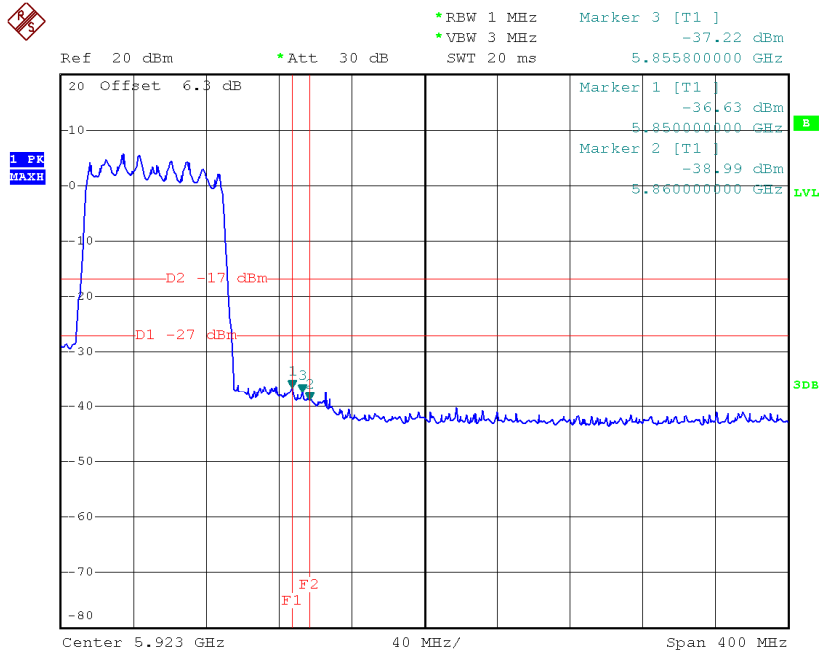
TX AC HT40 mode CH159



Date: 3.SEP.2014 15:13:06

Test Mode: UNII-3/TX AC80 Mode_ANT 1

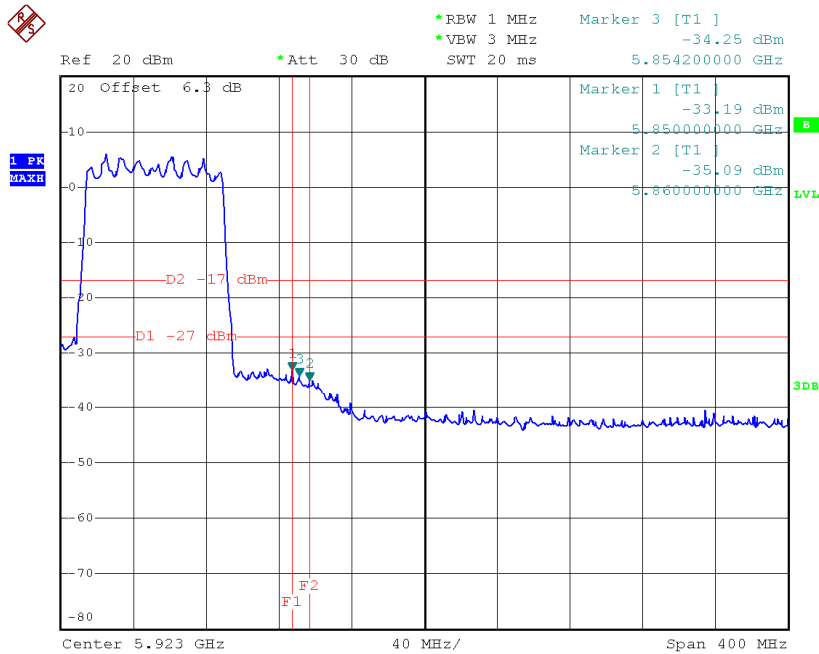
TX AC HT80 mode CH155



Date: 3.SEP.2014 15:18:21

Test Mode: UNII-3/TX AC80 Mode_ANT 2

TX AC HT80 mode CH155



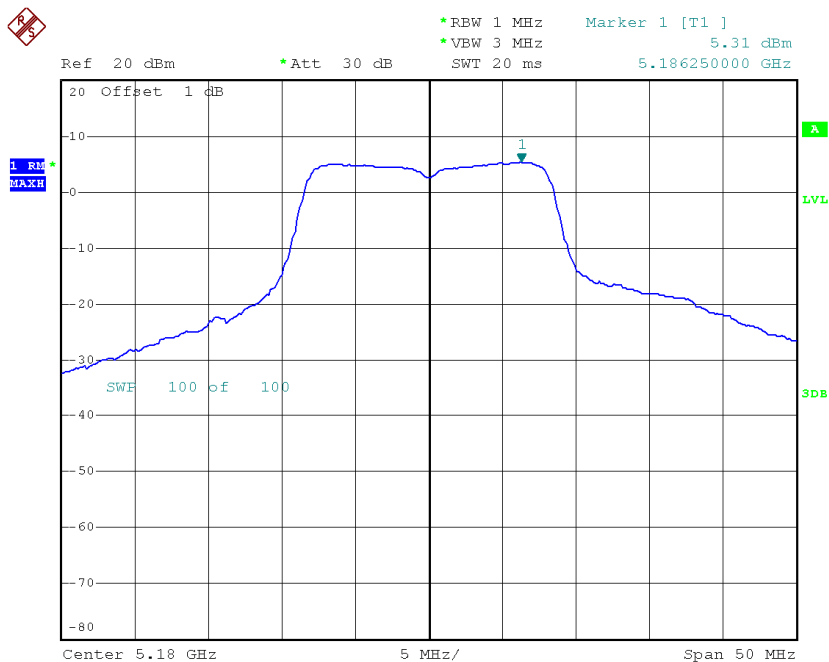
Date: 3.SEP.2014 15:18:51

ATTACHMENT H - POWER SPECTRAL DENSITY

Test Mode: UNII-1/ TX A Mode_CH36/40/48

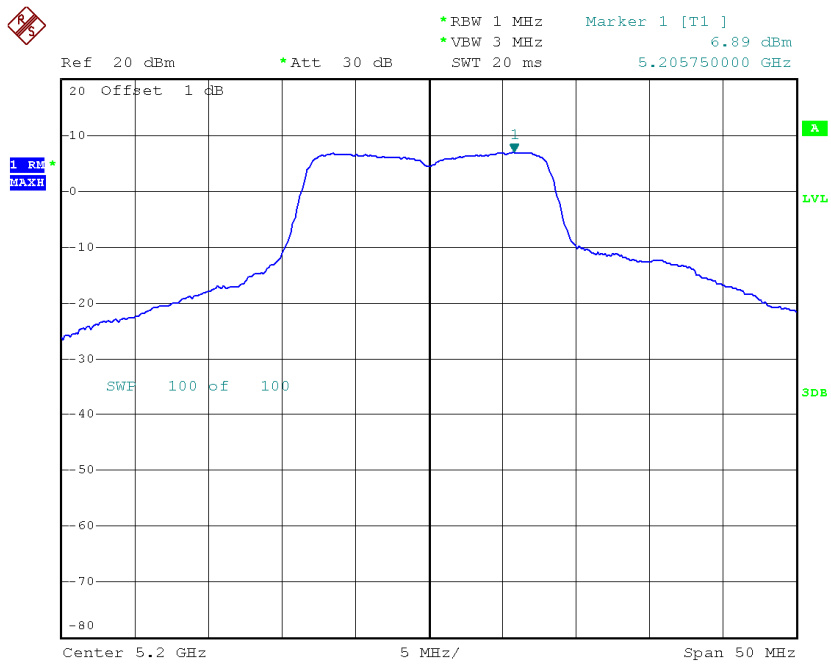
Channel	Frequency (MHz)	Power Density (dBm/MHz)	Limit (dBm/MHz)
CH36	5180	5.31	11.00
CH40	5200	6.89	11.00
CH48	5240	7.30	11.00

CH36



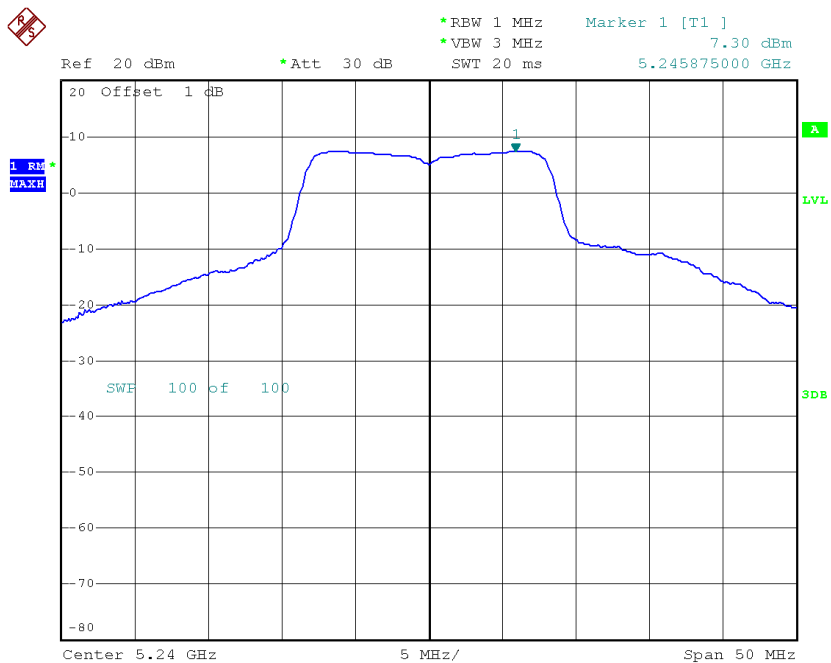
Date: 31.AUG.2014 15:23:47

CH40



Date: 31.AUG.2014 15:41:48

CH48

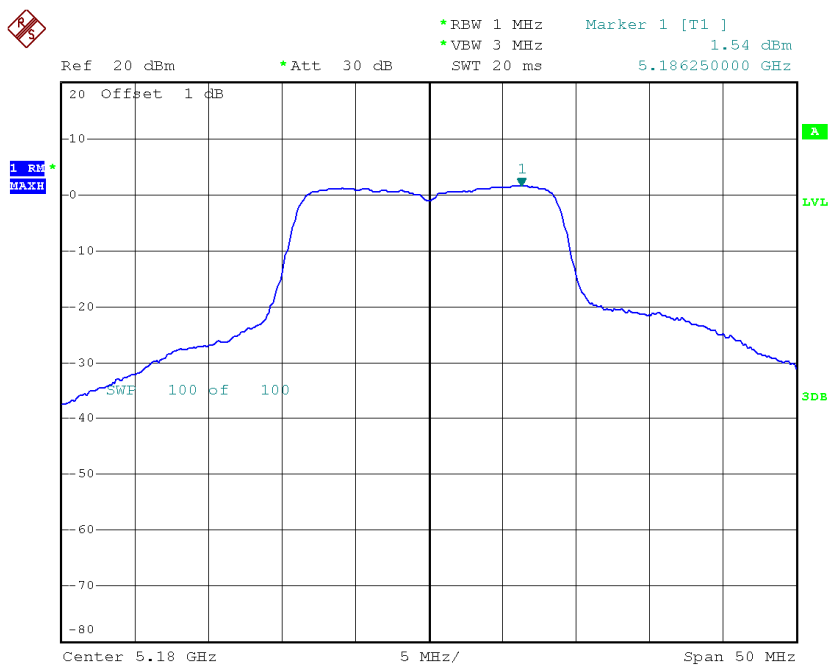


Date: 31.AUG.2014 15:31:48

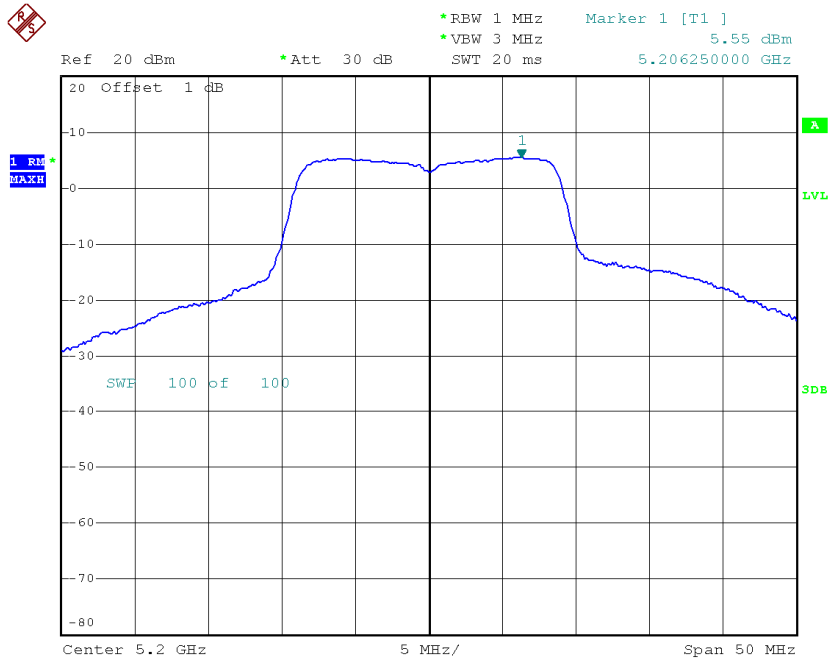
Test Mode: UNII-1/TX N20 Mode_CH13/40/48_ANT 1

Channel	Frequency (MHz)	Power Density (dBm/MHz)	Limit (dBm/MHz)
CH36	5180	1.54	11.00
CH40	5200	5.55	11.00
CH48	5240	5.75	11.00

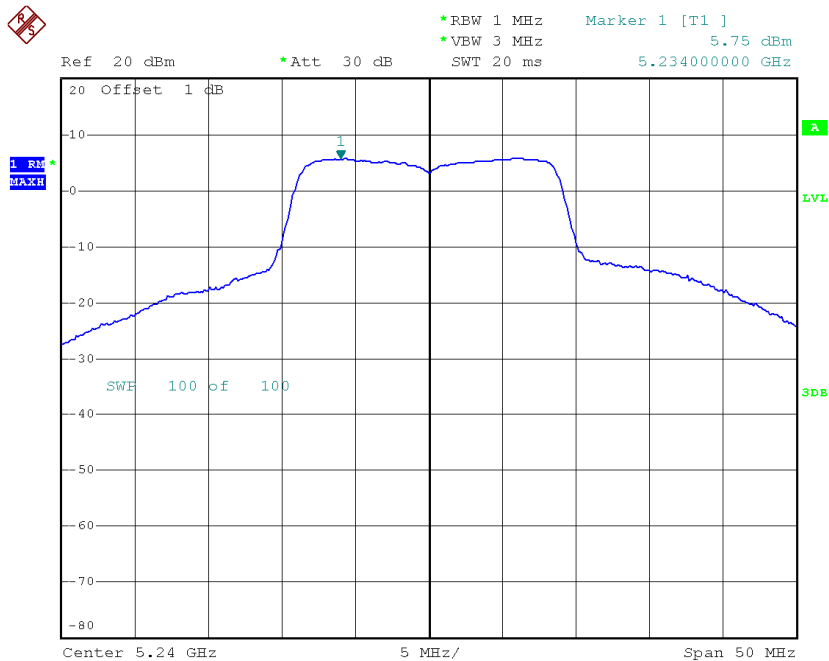
CH36



Date: 31.AUG.2014 15:53:08

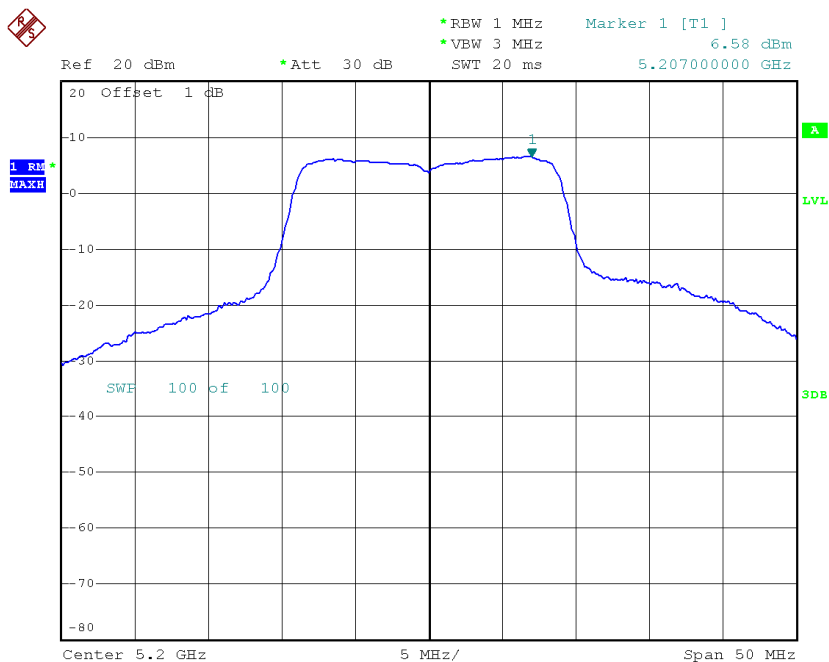
CH40

Date: 31.AUG.2014 15:50:27

CH48

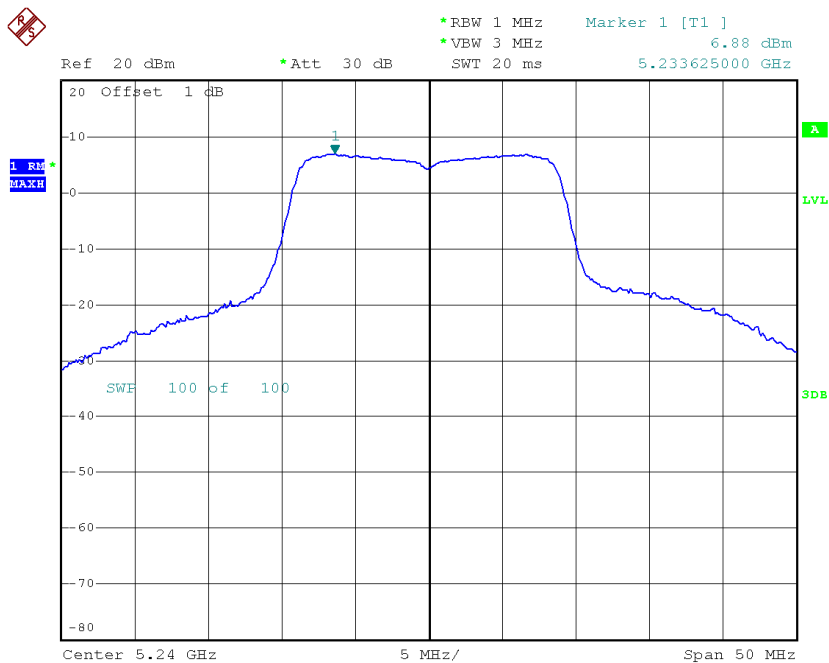
Date: 31.AUG.2014 16:04:59

CH40



Date: 31.AUG.2014 15:49:57

CH48



Date: 31.AUG.2014 16:01:22

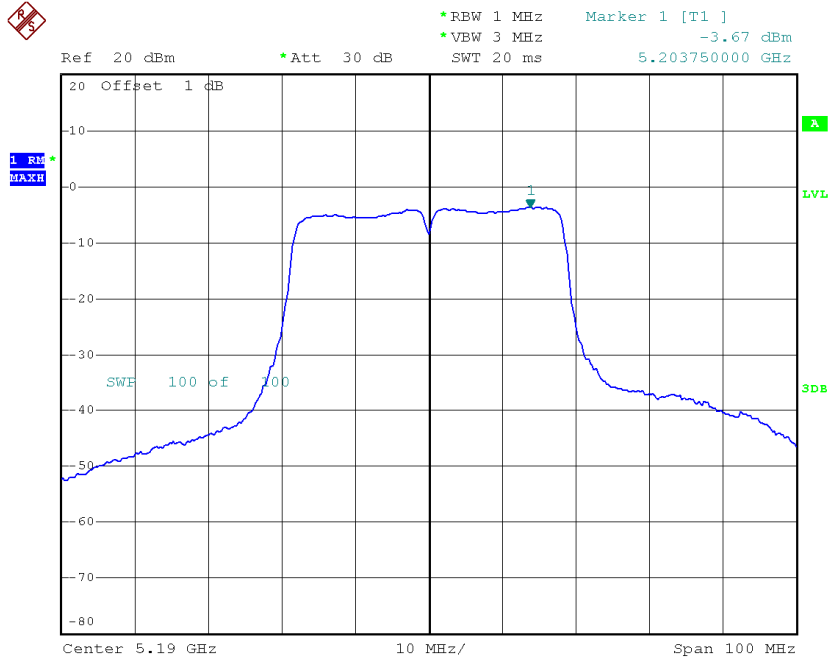
Test Mode: UNII-1/TX N20 Mode_Total

Channel	Frequency (MHz)	Power Density (dBm/MHz)	Limit (dBm/MHz)
CH36	5180	5.70	11.00
CH40	5200	9.11	11.00
CH48	5240	9.36	11.00

Test Mode: UNII-1/TX N40 Mode_CH38/46_ANT 1

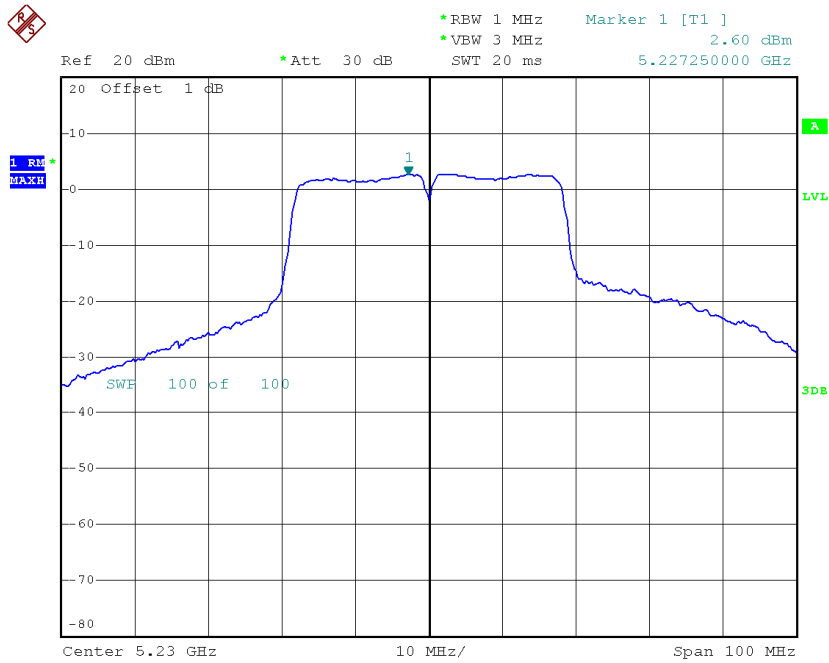
Channel	Frequency (MHz)	Power Density (dBm/MHz)	Limit (dBm/MHz)
CH38	5190	-3.67	11.00
CH46	5230	2.60	11.00

CH38



Date: 31.AUG.2014 16:22:21

CH46

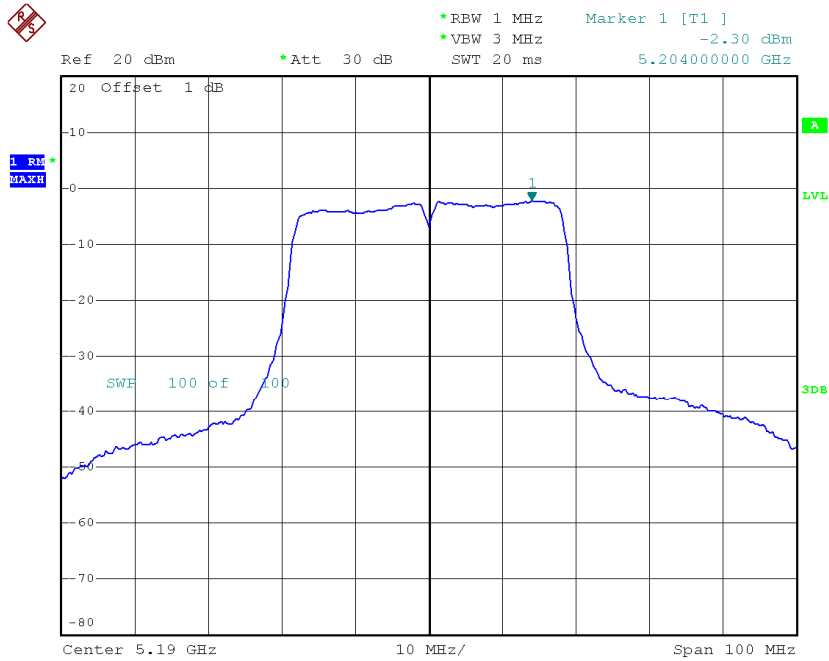


Date: 31.AUG.2014 16:30:47

Test Mode: UNII-1/TX N40 Mode_CH38/46_ANT 2

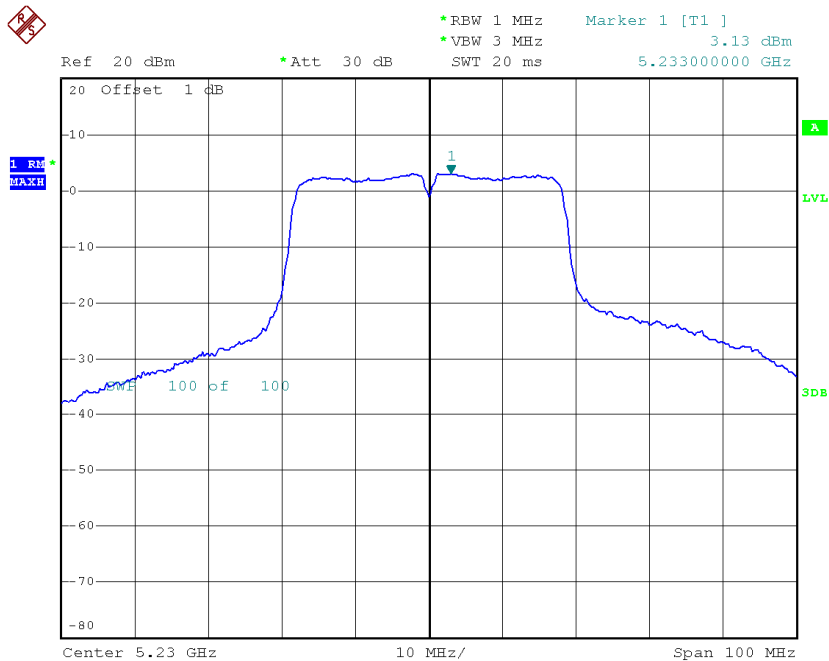
Channel	Frequency (MHz)	Power Density (dBm/MHz)	Limit (dBm/MHz)
CH38	5190	-2.30	11.00
CH46	5230	3.13	11.00

CH38



Date: 31.AUG.2014 16:22:00

CH46



Date: 31.AUG.2014 16:31:23

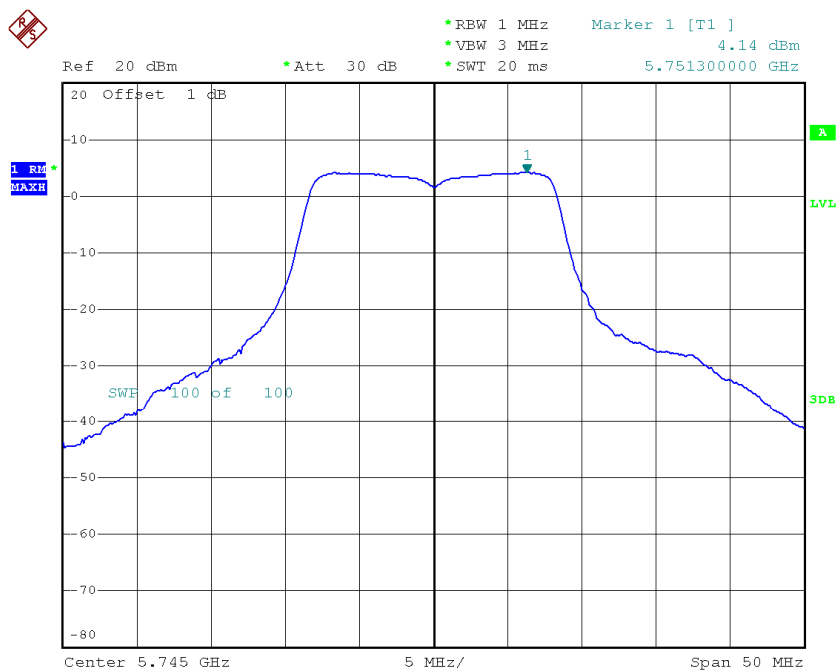
Test Mode: UNII-1/TX N40 Mode_Total

Channel	Frequency (MHz)	Power Density (dBm/MHz)	Limit (dBm/MHz)
CH38	5190	0.08	11.00
CH46	5230	5.88	11.00

Test Mode: UNII-3/TX A Mode_CH149/157/165

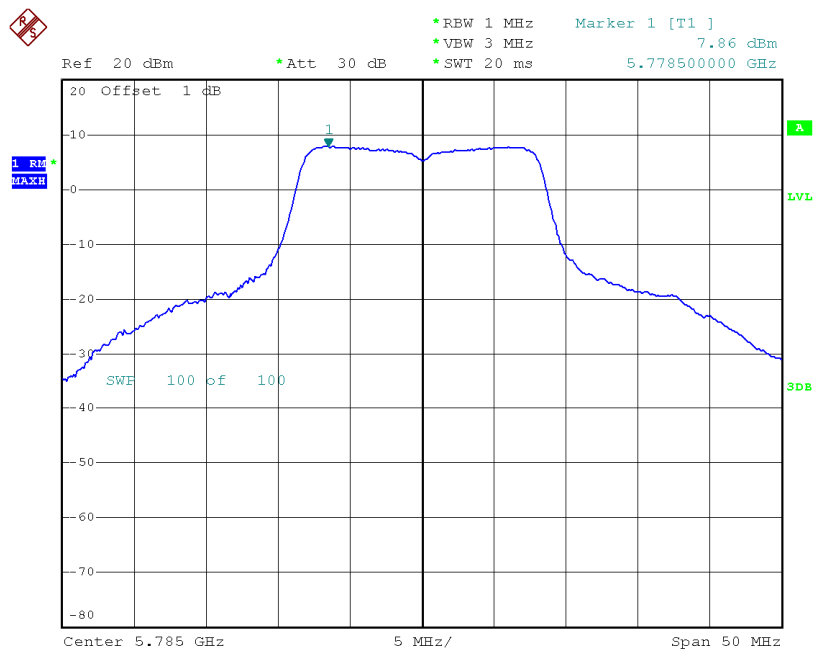
Channel	Frequency (MHz)	Power Density (dBm/MHz)	Limit (dBm/MHz)
CH149	5745	4.14	30.00
CH157	5785	7.86	30.00
CH165	5825	3.53	30.00

TX CH149



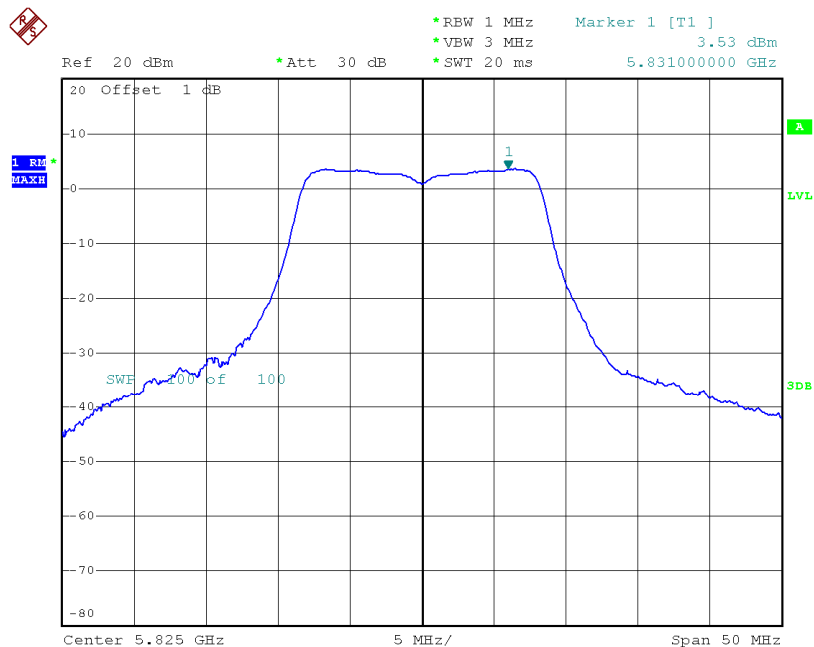
Date: 17.SEP.2014 09:59:41

TX CH157



Date: 17.SEP.2014 10:00:38

TX CH165

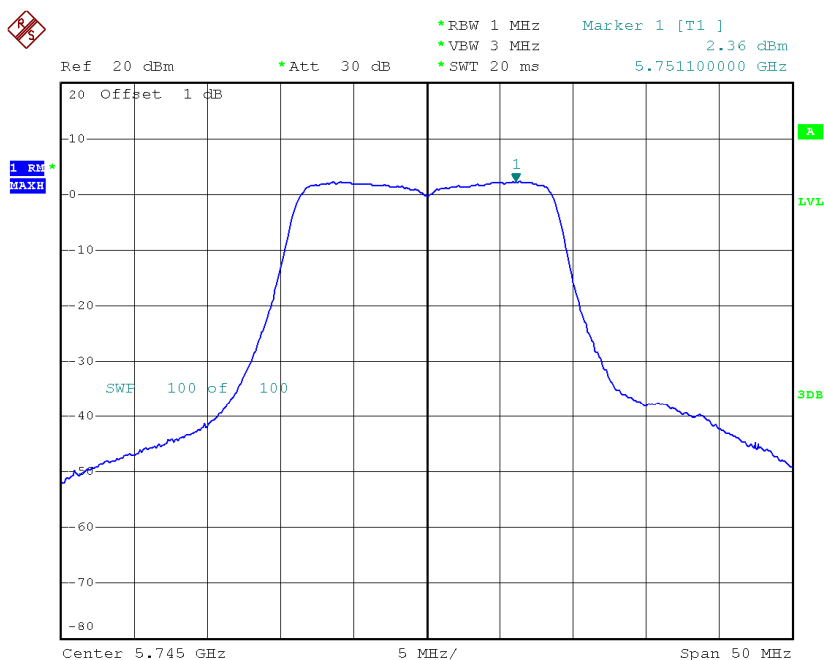


Date: 17.SEP.2014 10:01:38

Test Mode: UNII-3/ TX N20 Mode_CH149/157/165_ANT 1

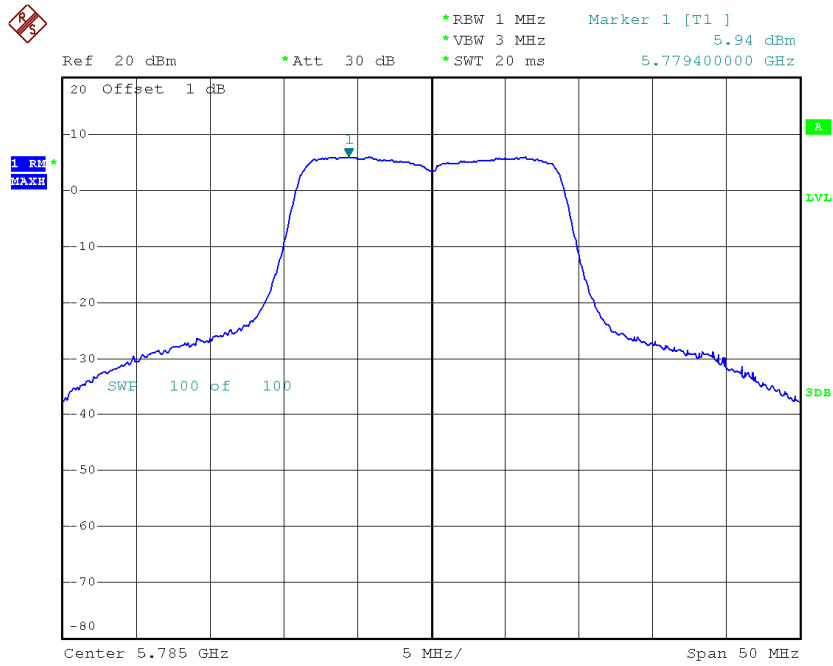
Channel	Frequency (MHz)	Power Density (dBm/MHz)	Limit (dBm/MHz)
CH149	5745	2.36	30.00
CH157	5785	5.94	30.00
CH165	5825	3.37	30.00

TX CH149



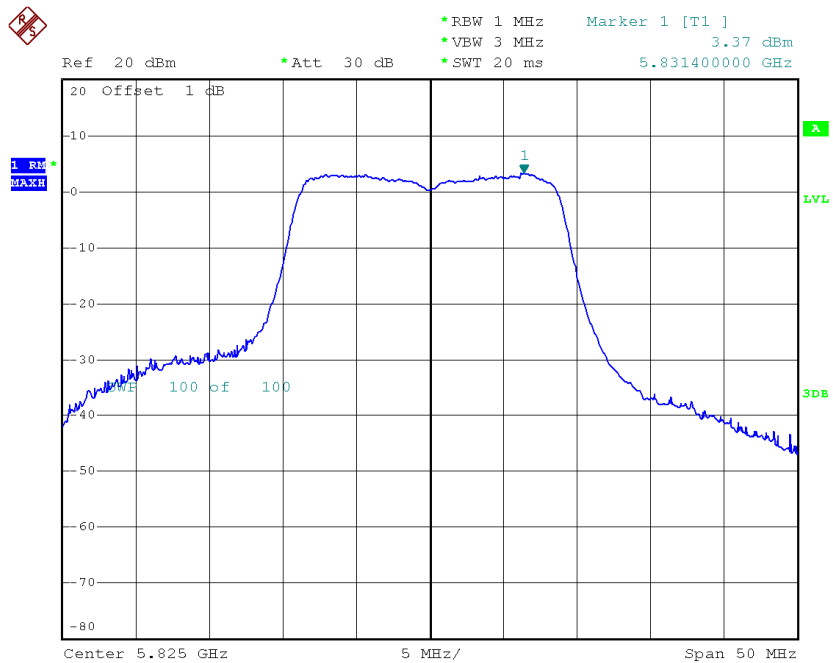
Date: 17.SEP.2014 10:08:29

TX CH157



Date: 17.SEP.2014 10:06:33

TX CH165

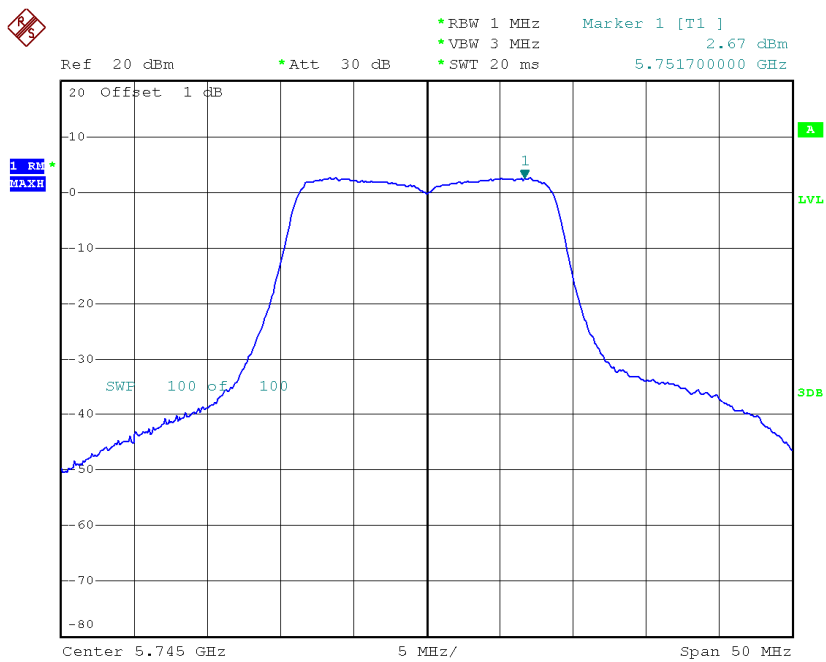


Date: 17.SEP.2014 10:05:20

Test Mode: UNII-3/ TX N20 Mode_CH149/157/165_ANT 2

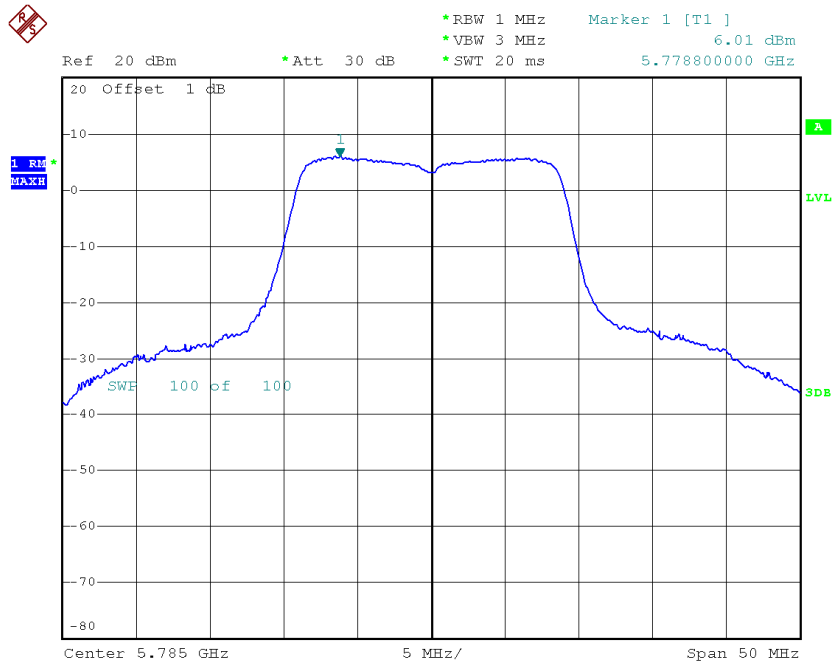
Channel	Frequency (MHz)	Power Density (dBm/MHz)	Limit (dBm/MHz)
CH149	5745	2.67	30.00
CH157	5785	6.01	30.00
CH165	5825	3.44	30.00

TX CH149



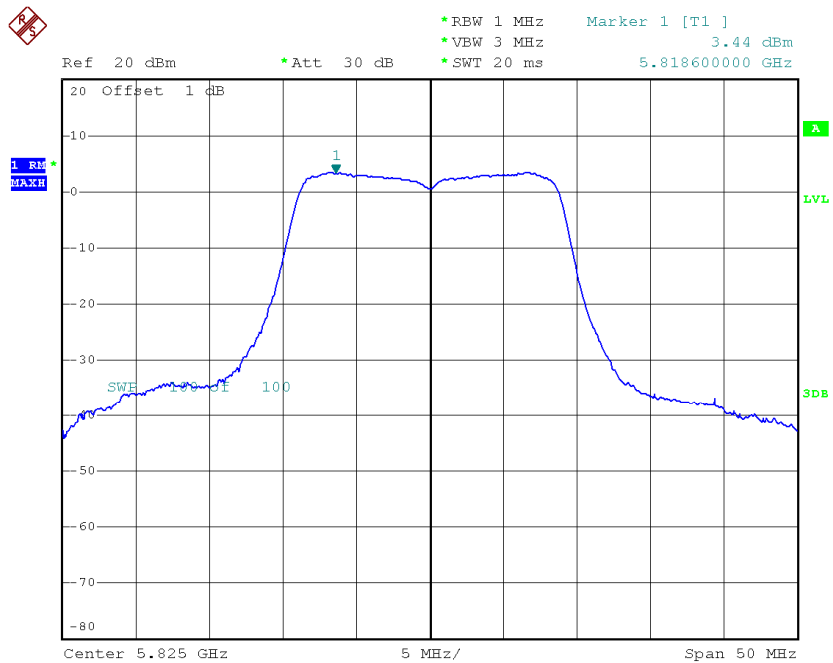
Date: 17.SEP.2014 10:08:08

TX CH157



Date: 17.SEP.2014 10:06:52

TX CH165



Date: 17.SEP.2014 10:03:48

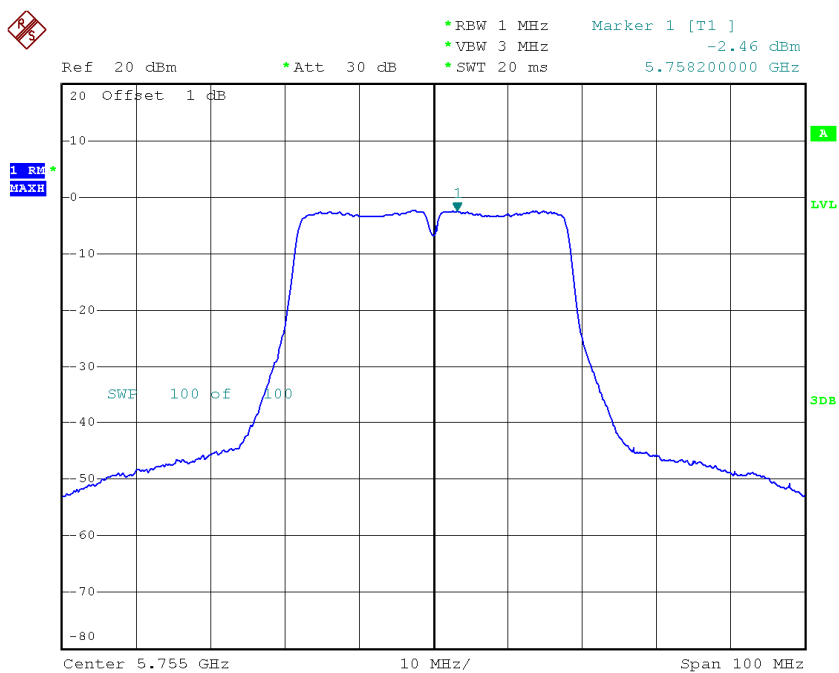
Test Mode: UNII-3/ TX N20 Mode_CH149/157/165_Total

Channel	Frequency (MHz)	Power Density (dBm/MHz)	Limit (dBm/MHz)
CH149	5745	5.53	30.00
CH157	5785	8.99	30.00
CH165	5825	6.42	30.00

Test Mode: UNII-3/ TX N40 Mode_CH151/159_ANT 1

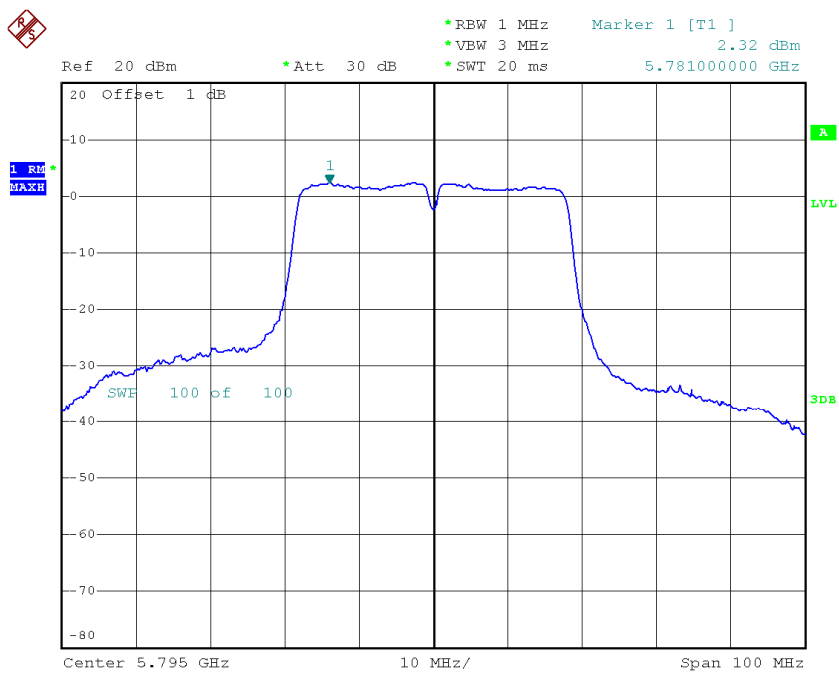
Channel	Frequency (MHz)	Power Density (dBm/MHz)	Limit (dBm/MHz)
CH151	5755	-2.46	30.00
CH159	5795	2.32	30.00

TX CH151



Date: 17.SEP.2014 10:18:22

TX CH159



Date: 17.SEP.2014 10:19:23

Test Mode: UNII-3/ TX N40 Mode_CH151/159_ANT 2

Channel	Frequency (MHz)	Power Density (dBm/MHz)	Limit (dBm/MHz)
CH151	5755	-1.17	30.00
CH159	5795	1.93	30.00

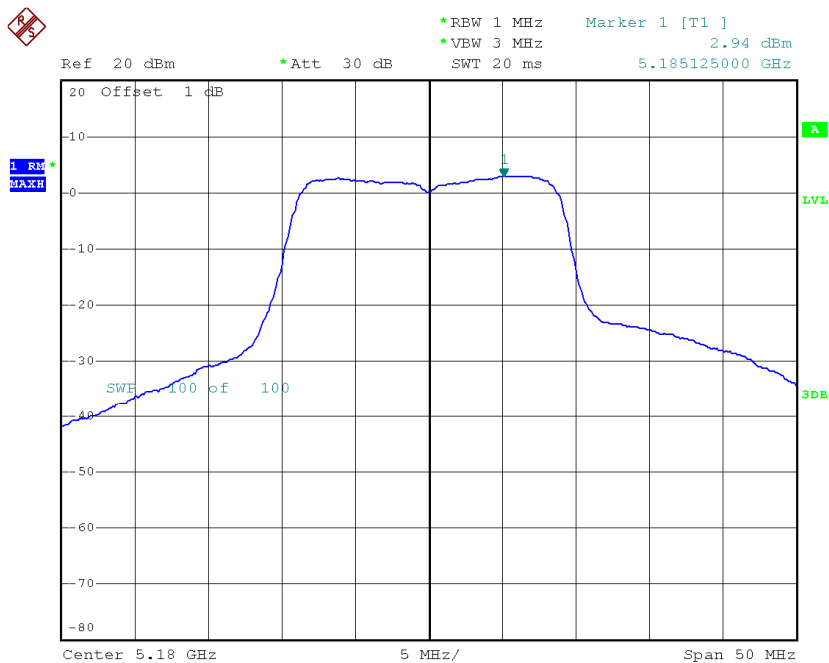
Test Mode: UNII-3/ TX N40 Mode_CH151/159_Total

Channel	Frequency (MHz)	Power Density (dBm/MHz)	Limit (dBm/MHz)
CH151	5755	1.24	30.00
CH159	5795	5.14	30.00

Test Mode: UNII-1/TX AC20 Mode_CH13/40/48_ANT 1

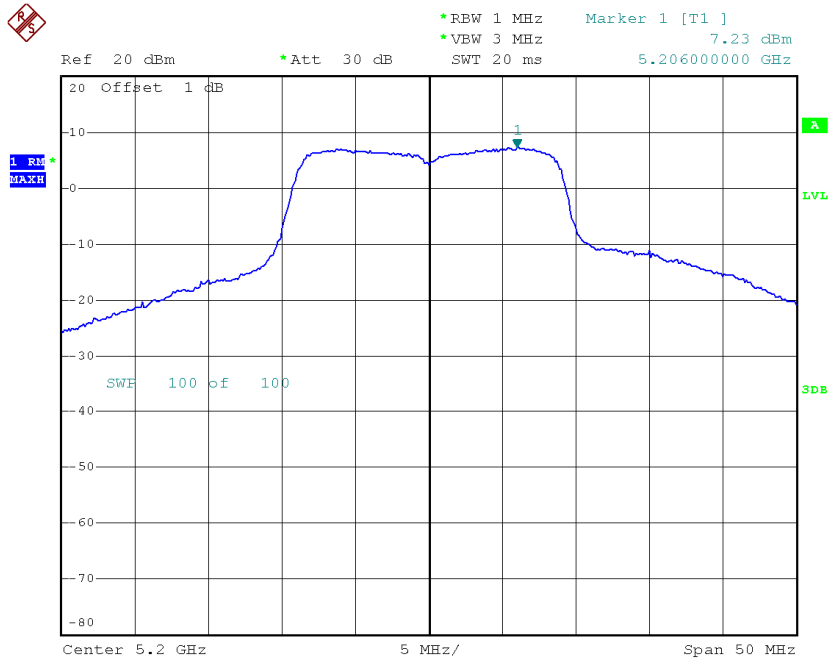
Channel	Frequency (MHz)	Power Density (dBm/MHz)	Limit (dBm/MHz)
CH36	5180	2.94	11.00
CH40	5200	7.23	11.00
CH48	5240	8.22	11.00

CH36



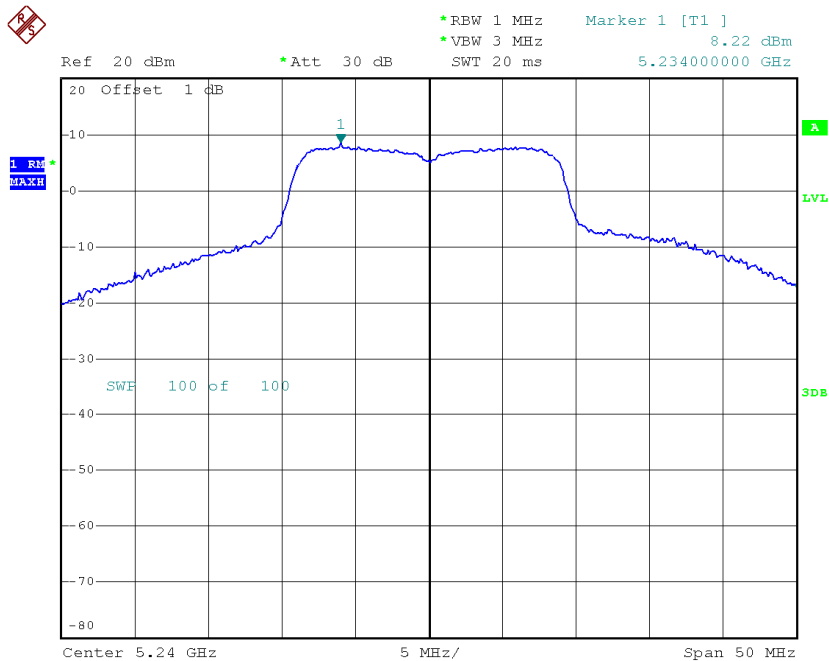
Date: 31.AUG.2014 16:17:17

CH40



Date: 31.AUG.2014 16:18:29

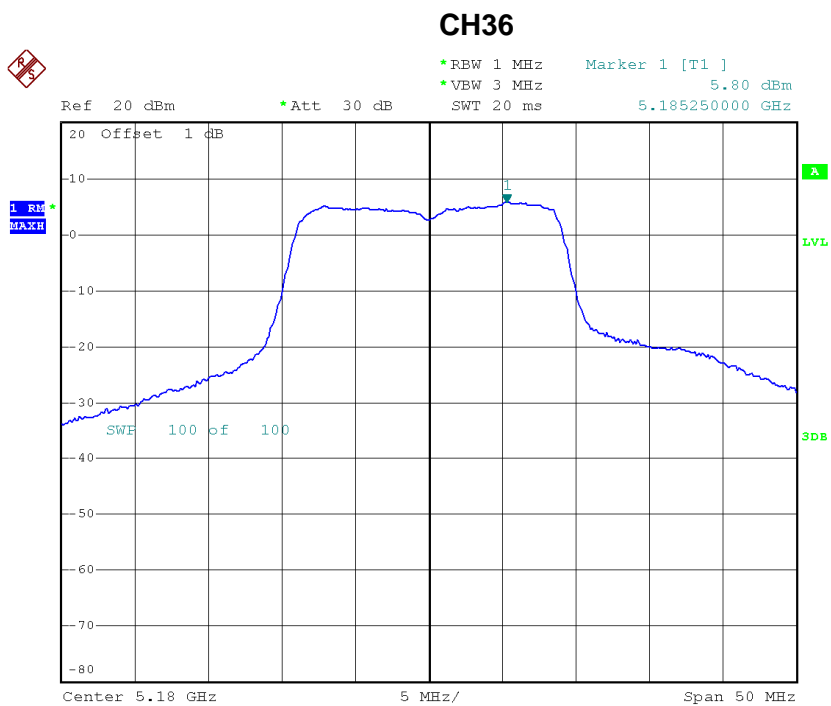
CH48



Date: 24.SEP.2014 10:02:12

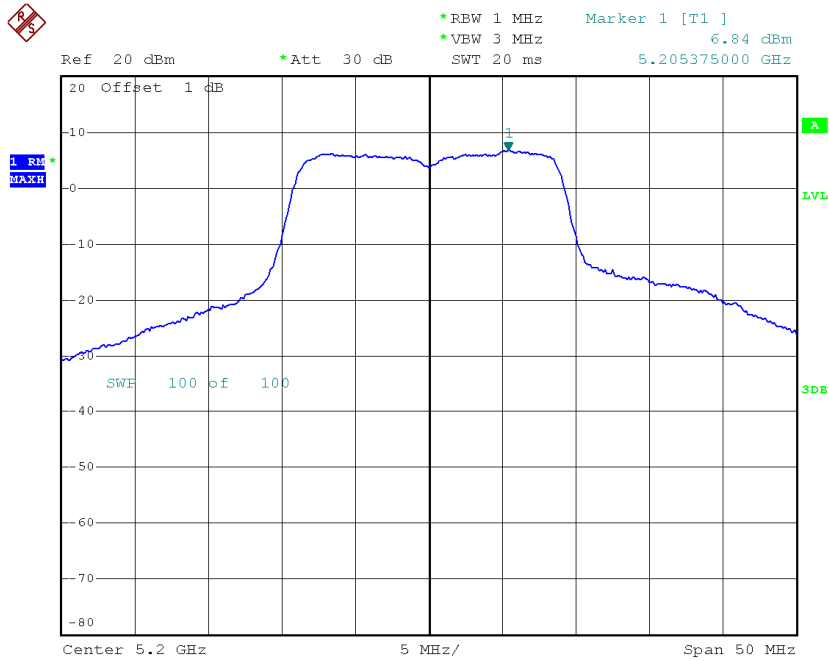
Test Mode: UNII-1/TX AC20 Mode_CH13/40/48_ANT 2

Channel	Frequency (MHz)	Power Density (dBm/MHz)	Limit (dBm/MHz)
CH36	5180	5.80	11.00
CH40	5200	6.84	11.00
CH48	5240	7.20	11.00



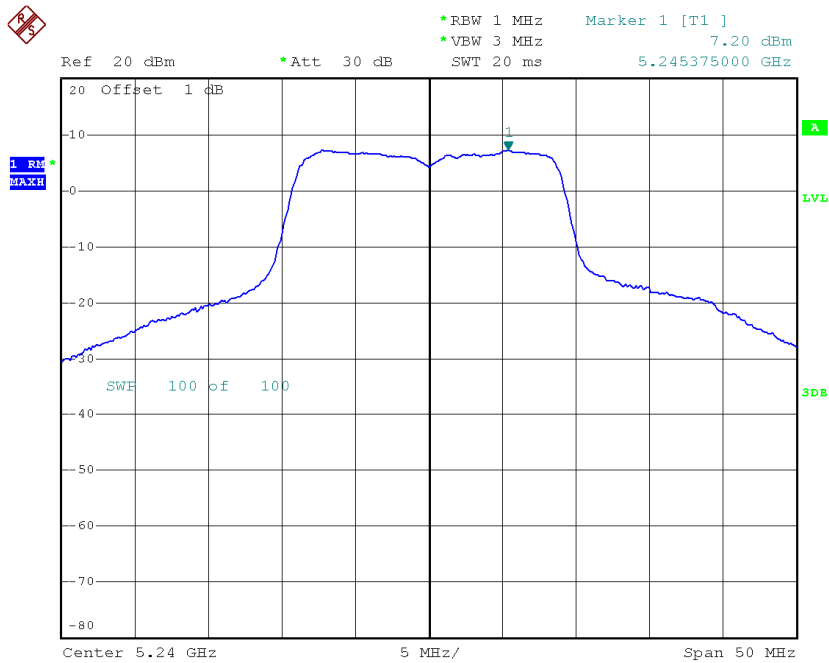
Date: 31.AUG.2014 16:13:33

CH40



Date: 31.AUG.2014 16:20:14

CH48



Date: 31.AUG.2014 16:11:30

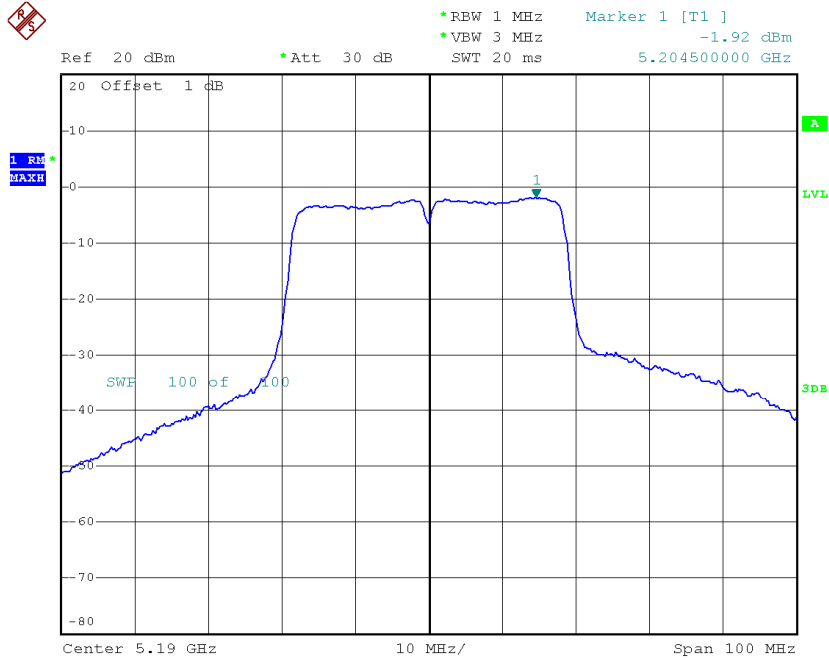
Test Mode: UNII-1/TX AC20 Mode_Total

Channel	Frequency (MHz)	Power Density (dBm/MHz)	Limit (dBm/MHz)
CH36	5180	7.61	11.00
CH40	5200	10.05	11.00
CH48	5240	10.75	11.00

Test Mode: UNII-1/TX AC40 Mode_CH38/46_ANT 1

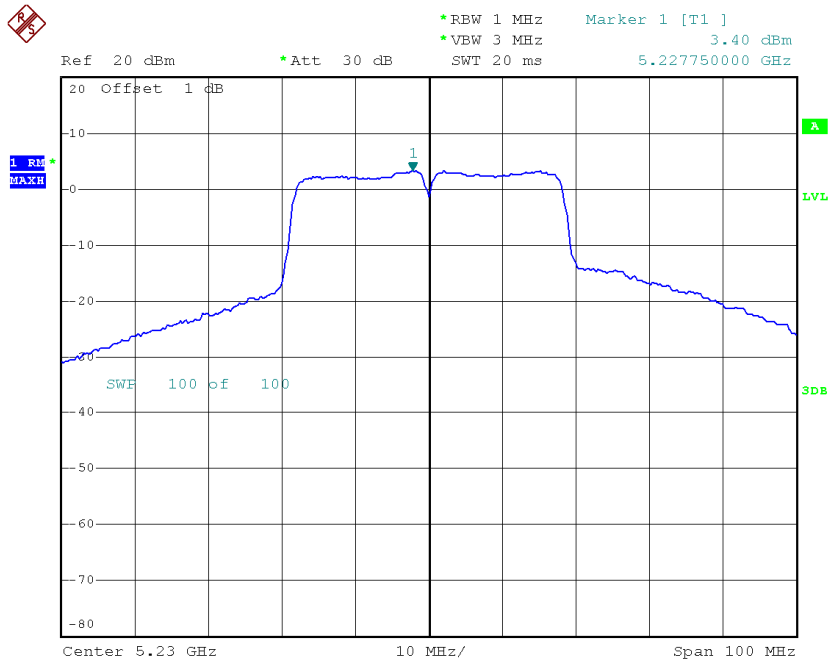
Channel	Frequency (MHz)	Power Density (dBm/MHz)	Limit (dBm/MHz)
CH38	5190	-1.92	11.00
CH46	5230	3.40	11.00

CH38



Date: 31.AUG.2014 16:35:58

CH46

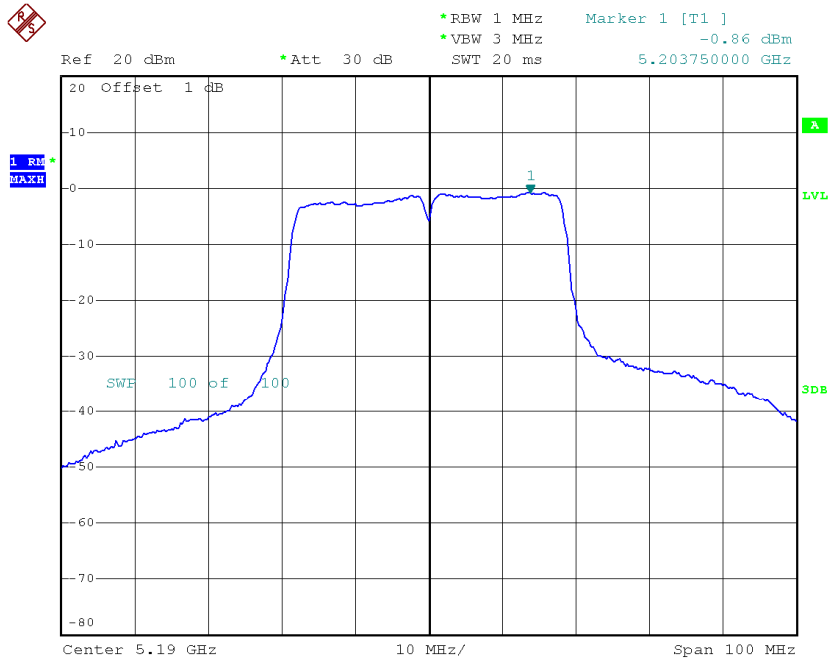


Date: 31.AUG.2014 16:40:59

Test Mode: UNII-1/TX AC40 Mode_CH38/46_ANT 2

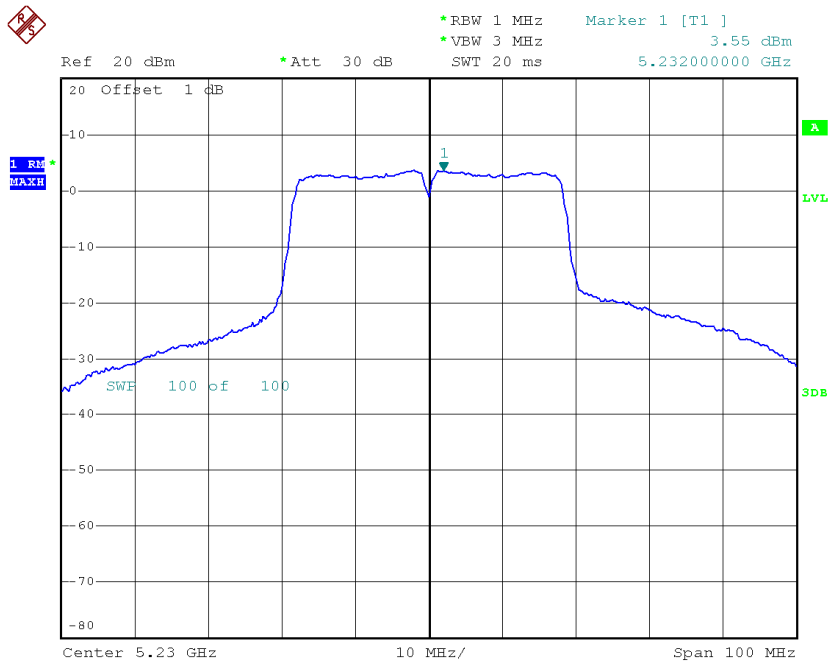
Channel	Frequency (MHz)	Power Density (dBm/MHz)	Limit (dBm/MHz)
CH38	5190	-0.86	11.00
CH46	5230	3.55	11.00

CH38



Date: 31.AUG.2014 16:35:26

CH46



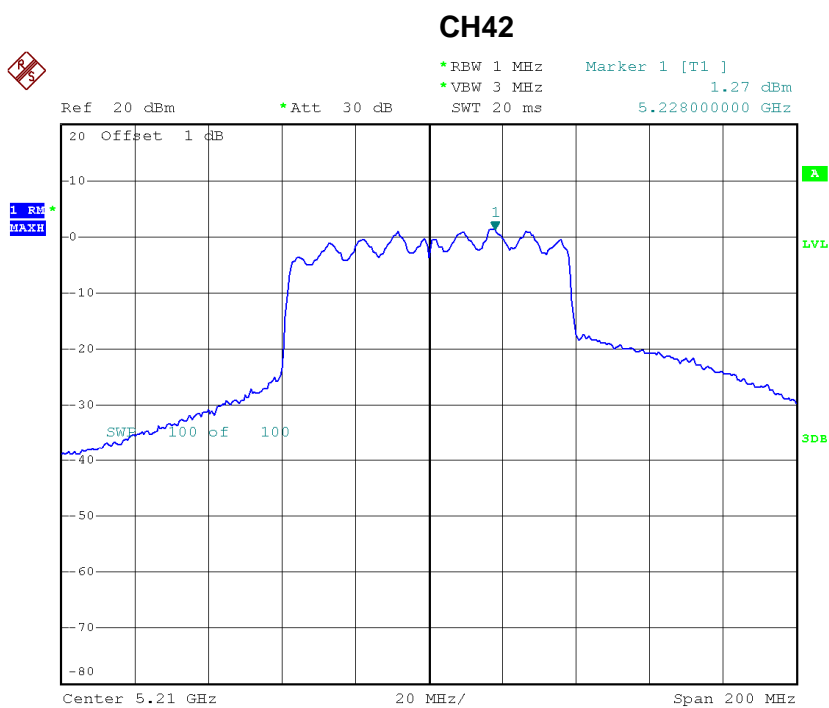
Date: 31.AUG.2014 16:42:45

Test Mode: UNII-1/TX AC40 Mode-Total

Channel	Frequency (MHz)	Power Density (dBm/MHz)	Limit (dBm/MHz)
CH38	5190	1.65	11.00
CH46	5230	6.49	11.00

Test Mode: UNII-1/TX AC80 Mode_CH42_ANT 1

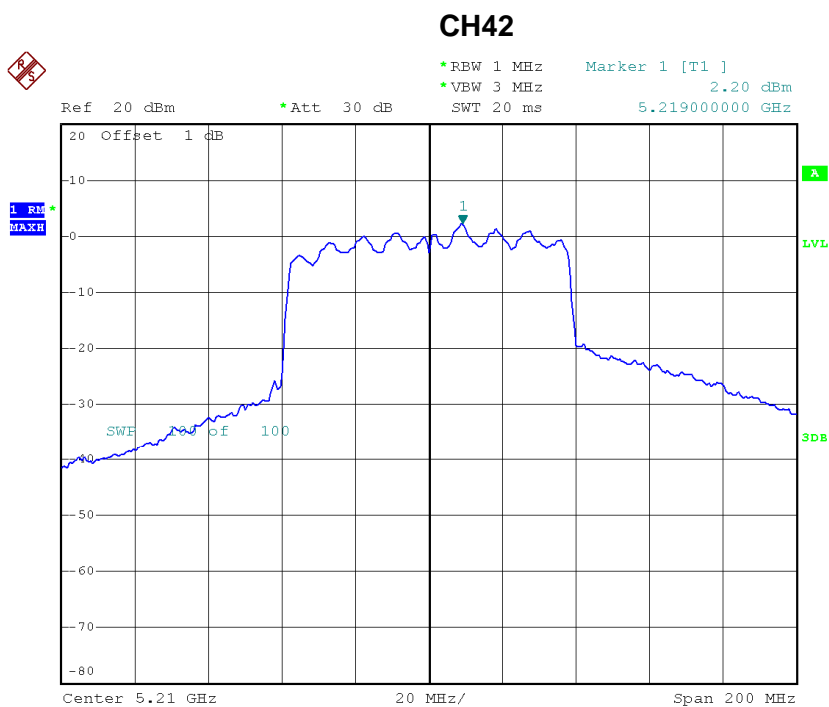
Channel	Frequency (MHz)	Power Density (dBm/MHz)	Limit (dBm/MHz)
CH42	5210	1.27	11.00



Date: 31.AUG.2014 16:46:05

Test Mode: UNII-1/TX AC80 Mode_CH42_ANT 2

Channel	Frequency (MHz)	Power Density (dBm/MHz)	Limit (dBm/MHz)
CH42	5210	2.20	11.00

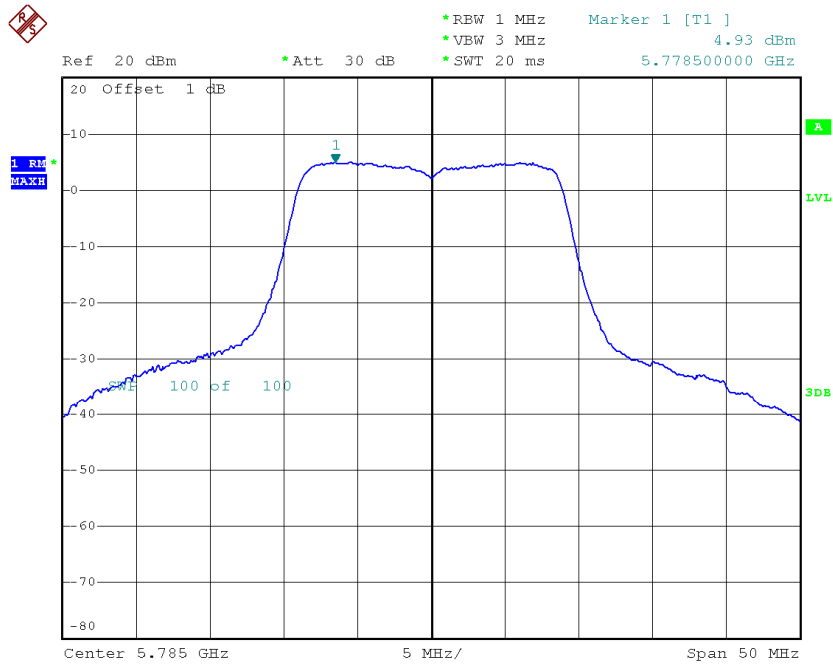


Date: 31.AUG.2014 16:45:37

Test Mode: UNII-1/TX AC80 Mode_Total

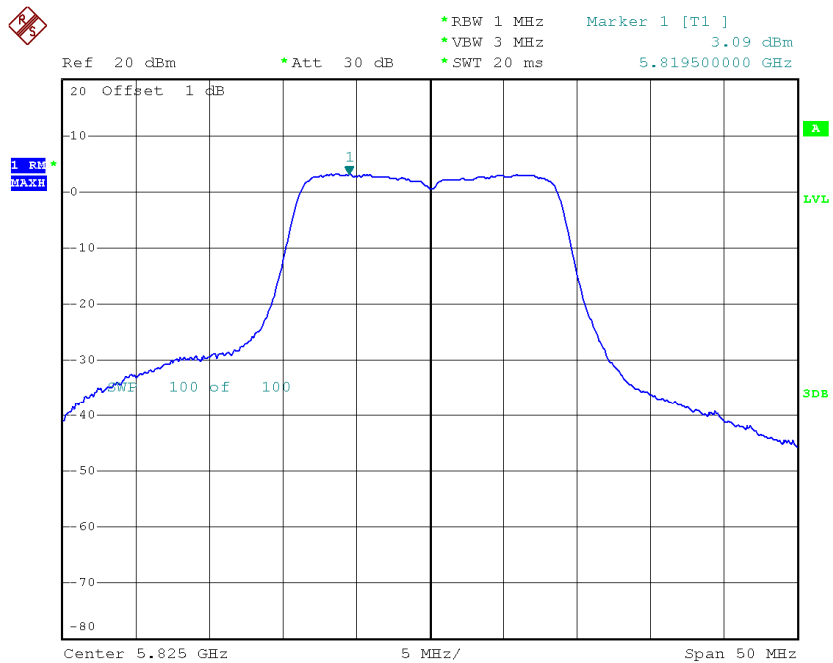
Channel	Frequency (MHz)	Power Density (dBm/MHz)	Limit (dBm/MHz)
CH42	5210	4.77	11.00

TX CH157



Date: 17.SEP.2014 10:13:34

TX CH165

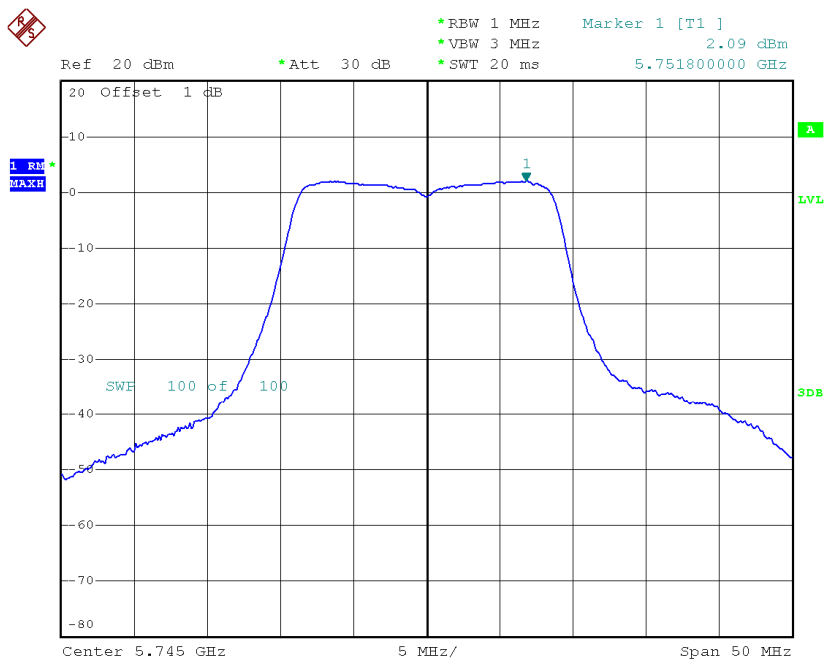


Date: 17.SEP.2014 10:14:40

Test Mode: UNII-3/ TX AC20 Mode_CH149/157/165_ANT 2

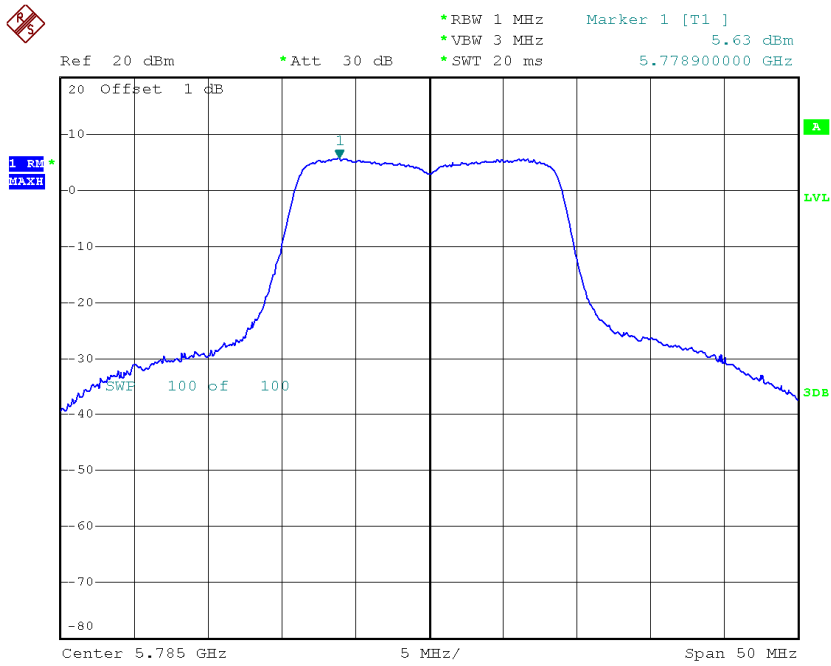
Channel	Frequency (MHz)	Power Density (dBm/MHz)	Limit (dBm/MHz)
CH149	5745	2.09	30.00
CH157	5785	5.63	30.00
CH165	5825	3.18	30.00

TX CH149



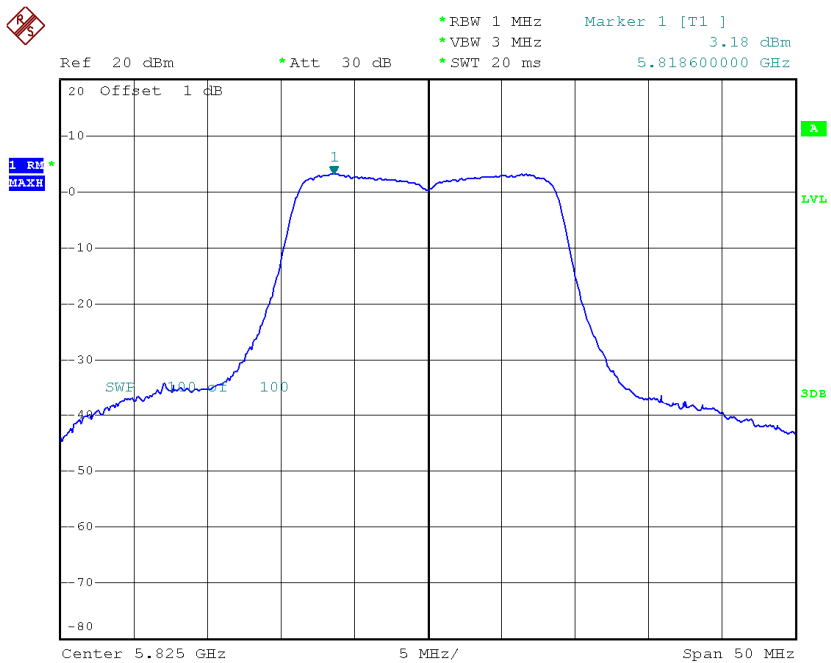
Date: 17.SEP.2014 10:11:31

TX CH157



Date: 17.SEP.2014 10:13:06

TX CH165



Date: 17.SEP.2014 10:14:58

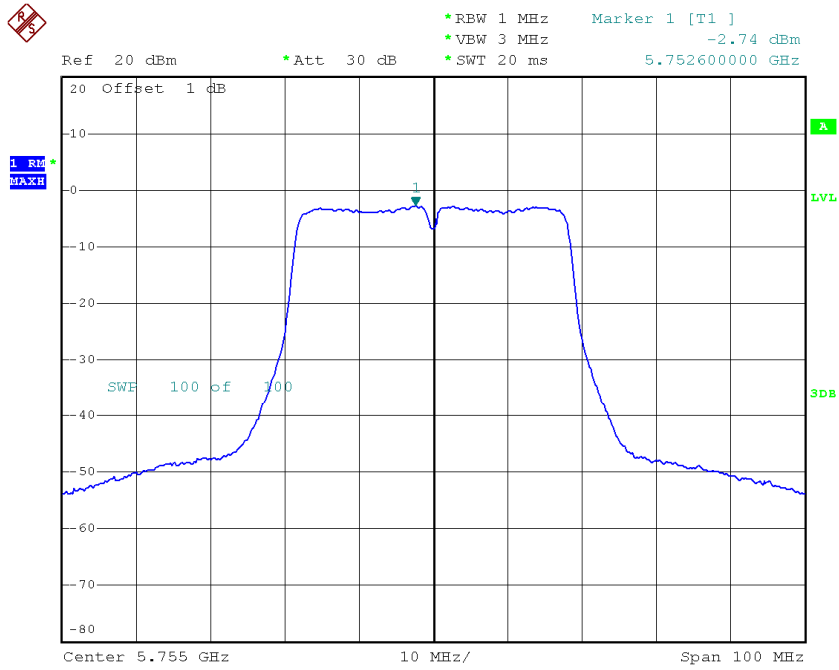
Test Mode: UNII-3/ TX AC20 Mode_CH149/157/165_Total

Channel	Frequency (MHz)	Power Density (dBm/MHz)	Limit (dBm/MHz)
CH149	5745	5.15	30.00
CH157	5785	8.30	30.00
CH165	5825	6.15	30.00

Test Mode: UNII-3/ TX AC40 Mode_CH151/159_ANT 1

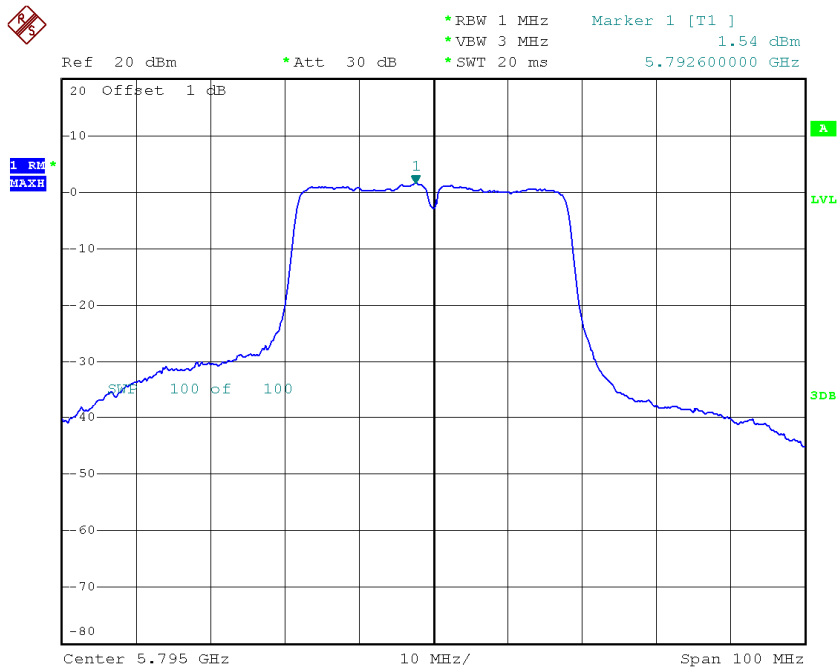
Channel	Frequency (MHz)	Power Density (dBm/MHz)	Limit (dBm/MHz)
CH151	5755	-2.74	30.00
CH159	5795	1.54	30.00

TX CH151



Date: 17.SEP.2014 10:23:14

TX CH159

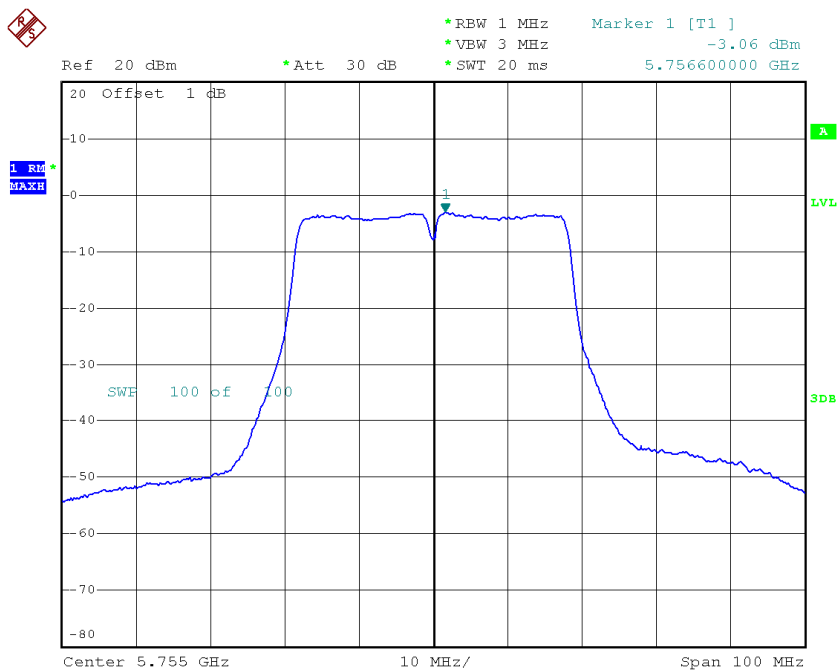


Date: 17.SEP.2014 10:22:02

Test Mode: UNII-3/ TX AC40 Mode_CH151/159_ANT 2

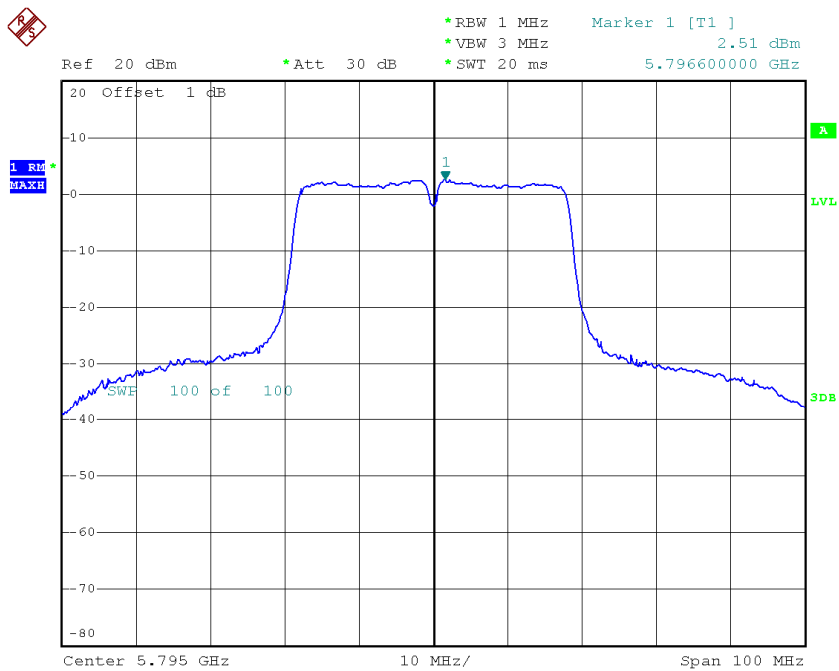
Channel	Frequency (MHz)	Power Density (dBm/MHz)	Limit (dBm/MHz)
CH151	5755	-3.06	30.00
CH159	5795	2.51	30.00

TX CH151



Date: 17.SEP.2014 10:23:45

TX CH159



Date: 17.SEP.2014 10:21:34

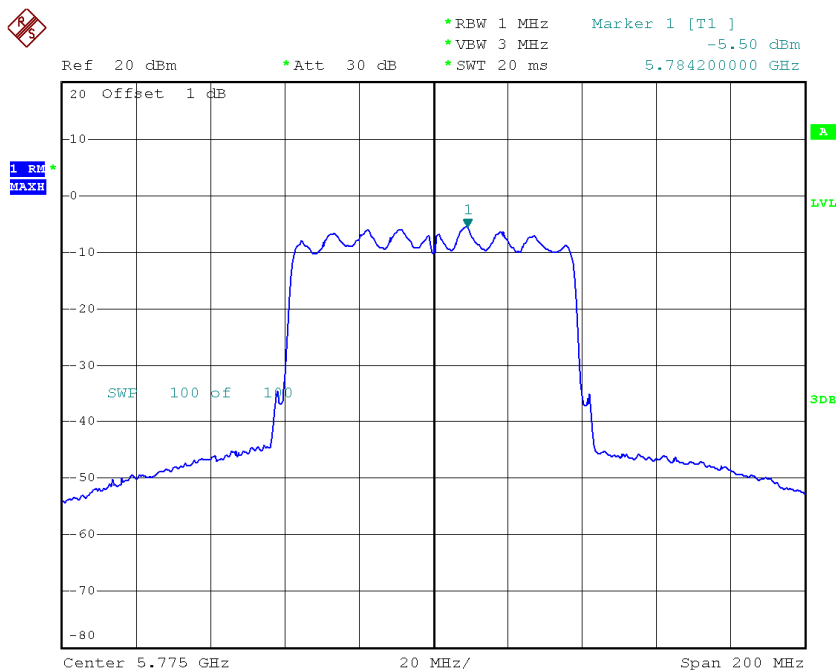
Test Mode: UNII-3/ TX AC40 Mode_CH151/159_Total

Channel	Frequency (MHz)	Power Density (dBm/MHz)	Limit (dBm/MHz)
CH151	5755	0.11	30.00
CH159	5795	5.06	30.00

Test Mode: UNII-3/ TX AC80 Mode_CH155_ANT 2

Channel	Frequency (MHz)	Power Density (dBm/MHz)	Limit (dBm/MHz)
CH155	5775	-5.50	30.00

TX CH155



Date: 17.SEP.2014 10:26:07

Test Mode: UNII-3/ TX AC80 Mode_CH155_Total

Channel	Frequency (MHz)	Power Density (dBm/MHz)	Limit (dBm/MHz)
CH155	5775	-2.63	30.00

ATTACHMENT I - FREQUENCY STABILITY

Test Mode:	UNII-1
-------------------	--------

Voltage vs. Frequency Stability

Voltage	Measurement Frequency (MHz)
(V)	5180
132	5180.008780
120	5180.008720
118	5180.008800
Max. Deviation (MHz)	0.008800
Max. Deviation (ppm)	1.70

Temperature vs. Frequency Stability

Temperature	Measurement Frequency (MHz)
(°C)	5180
-5	5180.008900
5	5180.008500
15	5180.008000
25	5180.008000
35	5180.008000
45	5180.008000
50	5180.008000
Max. Deviation (MHz)	0.008900
Max. Deviation (ppm)	1.718147

Test Mode:	UNII-3
-------------------	--------

Voltage vs. Frequency Stability

Voltage	Measurement Frequency (MHz)
(V)	5745
132	5745.005920
120	5745.006380
118	5745.005370
Max. Deviation (MHz)	0.006380
Max. Deviation (ppm)	1.11

Temperature vs. Frequency Stability

Temperature	Measurement Frequency (MHz)
(°C)	5745
-5	5745.007360
5	5745.007280
15	5745.007490
25	5745.007630
35	5745.007810
45	5745.007840
50	5745.007910
Max. Deviation (MHz)	0.007910
Max. Deviation (ppm)	1.376849