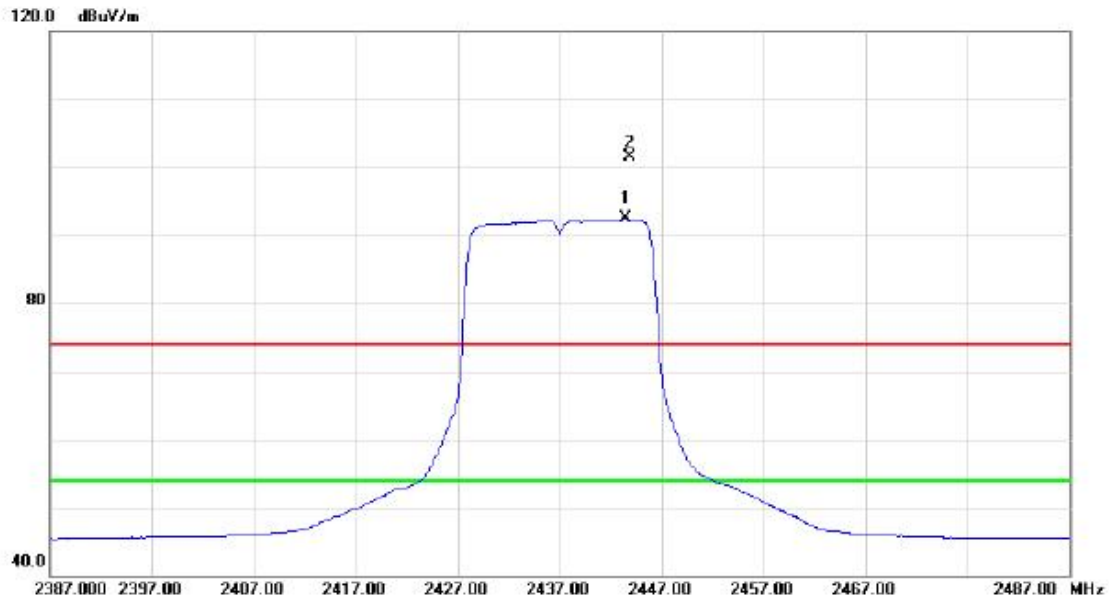


Orthogonal Axis :	X
Test Mode :	TX N-20M MODE 2437MHz

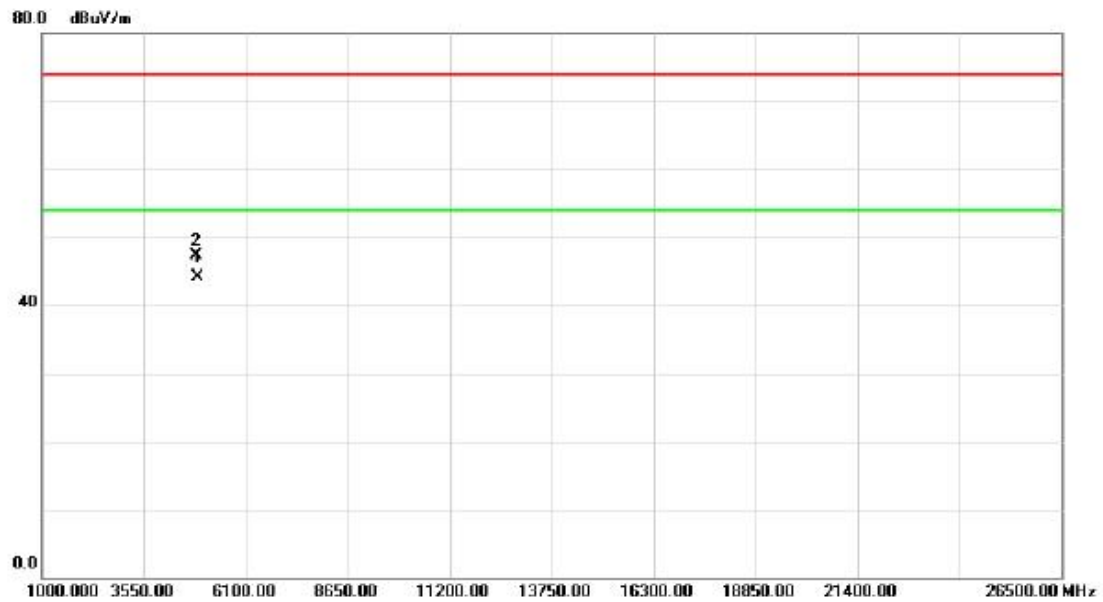
Horizontal



No.	Mk.	Freq. MHz	Reading Level dBuV	Correct Factor dB	Measure- ment dBuV/m	Limit dBuV/m	Over dB	Detector	Comment
1	*	2443.500	60.46	31.95	92.41	54.00	38.41	AVG	No Limit
2	X	2443.800	69.54	31.96	101.50	74.00	27.50	peak	No Limit

Orthogonal Axis :	X
Test Mode :	TX N-20M MODE 2437MHz

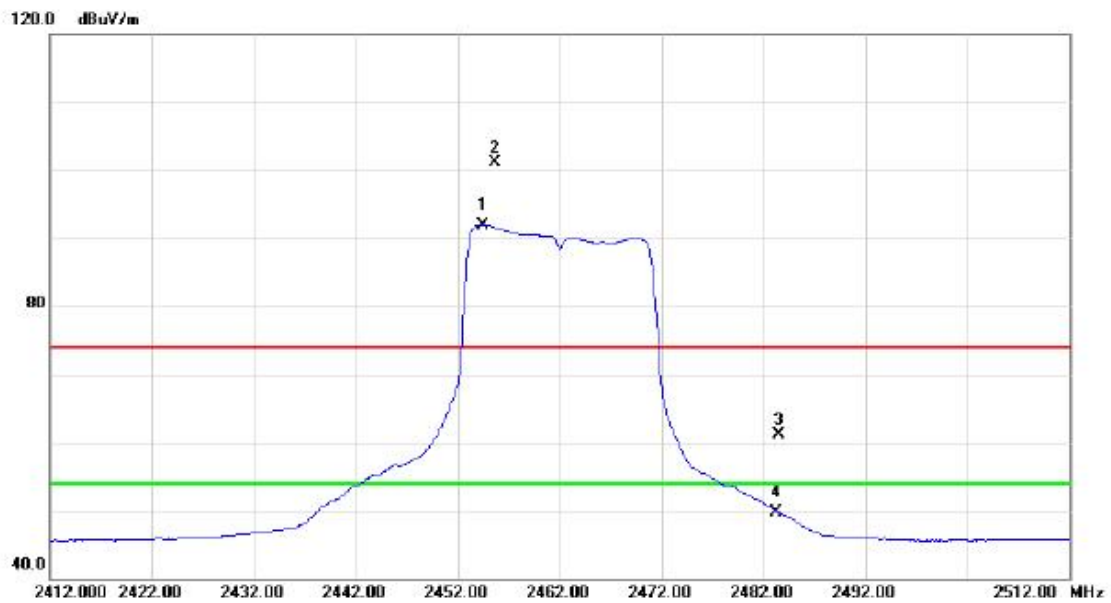
Horizontal



No.	Mk.	Freq. MHz	Reading Level dBuV	Correct Factor dB	Measure- ment dBuV/m	Limit dBuV/m	Over dB	Detector	Comment
1	*	4874.060	40.38	3.72	44.10	54.00	-9.90	AVG	
2		4874.080	43.62	3.72	47.34	74.00	-26.66	peak	

Orthogonal Axis :	X
Test Mode :	TX N-20M MODE 2462MHz

Vertical



No.	Mk.	Freq. MHz	Reading Level dBuV	Correct Factor dB	Measure- ment dBuV/m	Limit dBuV/m	Over dB	Detector	Comment
1	*	2454.400	60.02	31.96	91.98	54.00	37.98	AVG	No Limit
2	X	2455.600	69.08	31.96	101.04	74.00	27.04	peak	No Limit
3		2483.500	29.16	32.01	61.17	74.00	-12.83	peak	
4		2483.500	17.70	32.01	49.71	54.00	-4.29	AVG	

Orthogonal Axis :	X
Test Mode :	TX N-20M MODE 2462MHz

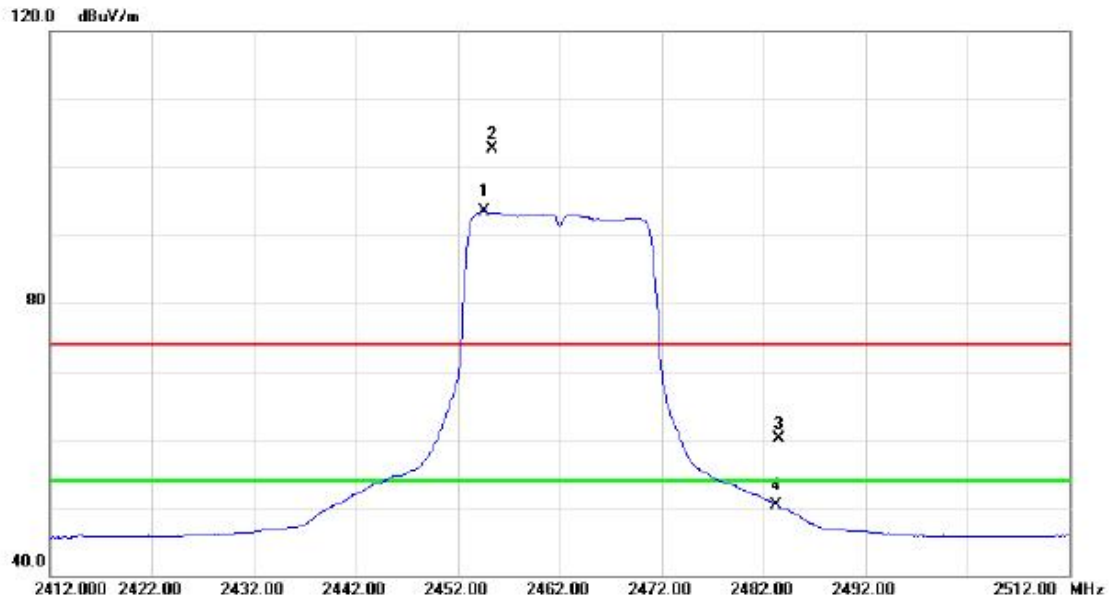
Vertical



No.	Mk.	Freq. MHz	Reading Level dBuV	Correct Factor dB	Measure- ment dBuV/m	Limit dBuV/m	Over dB	Detector	Comment
1	*	4924.050	46.78	3.80	50.58	54.00	-3.42	AVG	
2		4924.060	49.51	3.80	53.31	74.00	-20.69	peak	

Orthogonal Axis :	X
Test Mode :	TX N-20M MODE 2462MHz

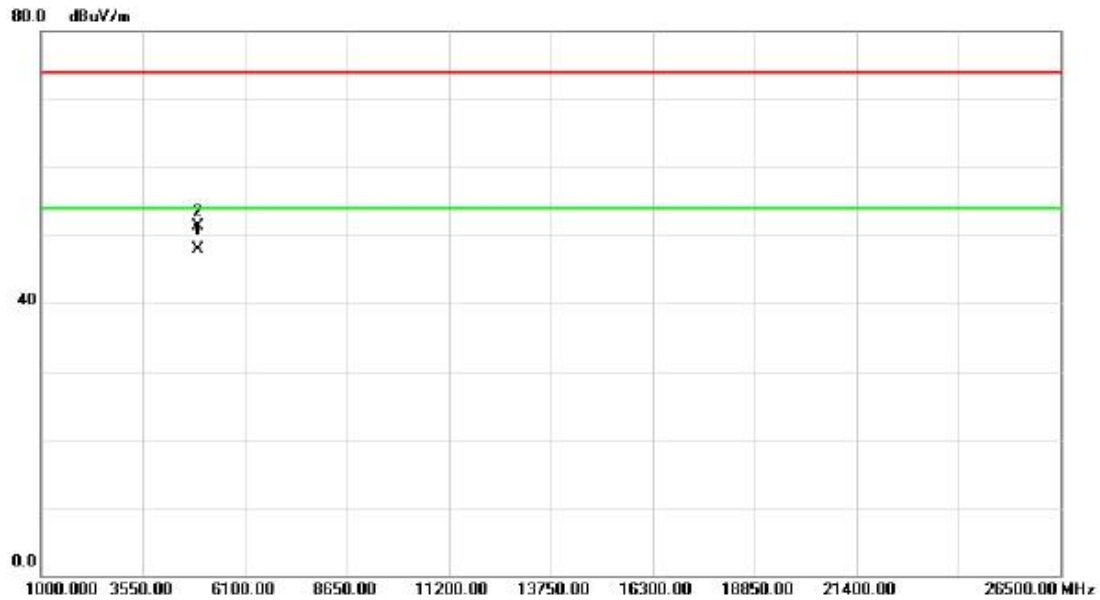
Horizontal



No.	Mk.	Freq. MHz	Reading Level dBuV	Correct Factor dB	Measure- ment dBuV/m	Limit dBuV/m	Over dB	Detector	Comment
1	*	2454.600	61.49	31.96	93.45	54.00	39.45	AVG	No Limit
2	X	2455.400	70.69	31.96	102.65	74.00	28.65	peak	No Limit
3		2483.500	28.09	32.01	60.10	74.00	-13.90	peak	
4		2483.500	18.26	32.01	50.27	54.00	-3.73	AVG	

Orthogonal Axis :	X
Test Mode :	TX N-20M MODE 2462MHz

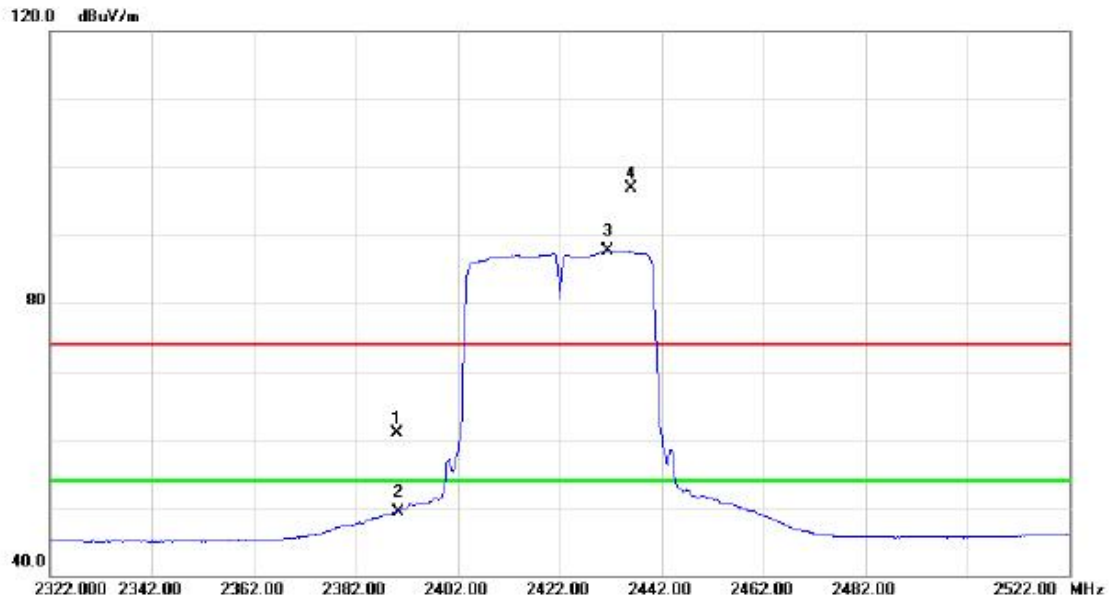
Horizontal



No.	Mk.	Freq. MHz	Reading Level dBuV	Correct Factor dB	Measure- ment dBuV/m	Limit dBuV/m	Over dB	Detector	Comment
1	*	4924.030	44.05	3.80	47.85	54.00	-6.15	AVG	
2		4924.080	47.49	3.80	51.29	74.00	-22.71	peak	

Orthogonal Axis :	X
Test Mode :	TX N-40M MODE 2422MHz

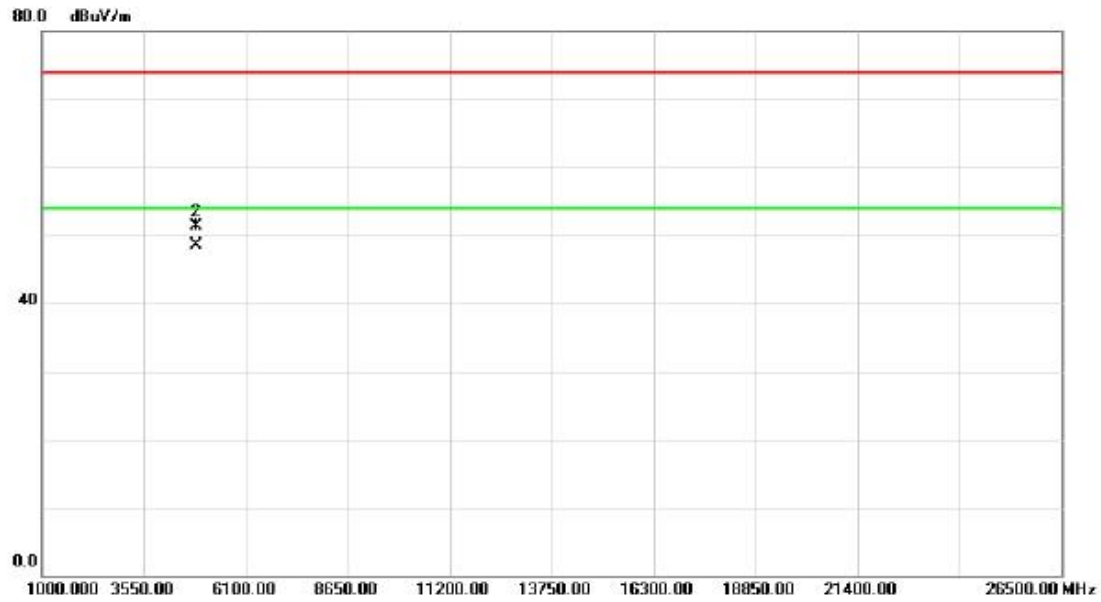
Vertical



No.	Mk.	Freq. MHz	Reading Level dBuV	Correct Factor dB	Measure- ment dBuV/m	Limit dBuV/m	Over dB	Detector	Comment
1		2390.000	28.99	31.88	60.87	74.00	-13.13	peak	
2		2390.000	17.44	31.88	49.32	54.00	-4.68	AVG	
3	*	2431.400	55.82	31.94	87.76	54.00	33.76	AVG	No Limit
4	X	2436.000	64.97	31.94	96.91	74.00	22.91	peak	No Limit

Orthogonal Axis :	X
Test Mode :	TX N-40M MODE 2422MHz

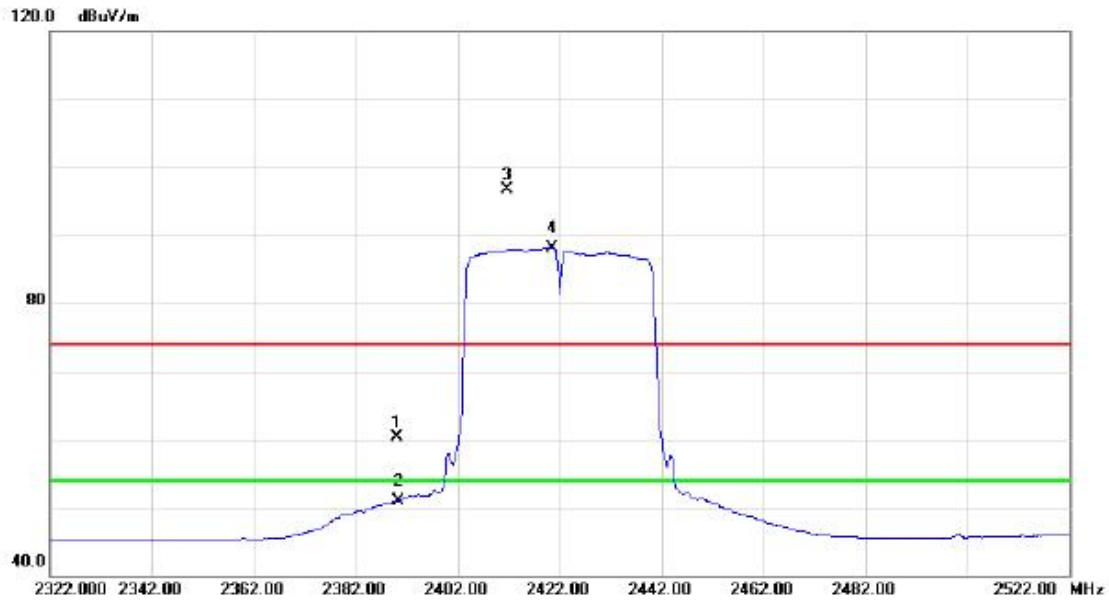
Vertical



No.	Mk.	Freq. MHz	Reading Level dBuV	Correct Factor dB	Measure- ment dBuV/m	Limit dBuV/m	Over dB	Detector	Comment
1	*	4844.000	44.86	3.66	48.52	54.00	-5.48	AVG	
2		4844.010	47.69	3.66	51.35	74.00	-22.65	peak	

Orthogonal Axis :	X
Test Mode :	TX N-40M MODE 2422MHz

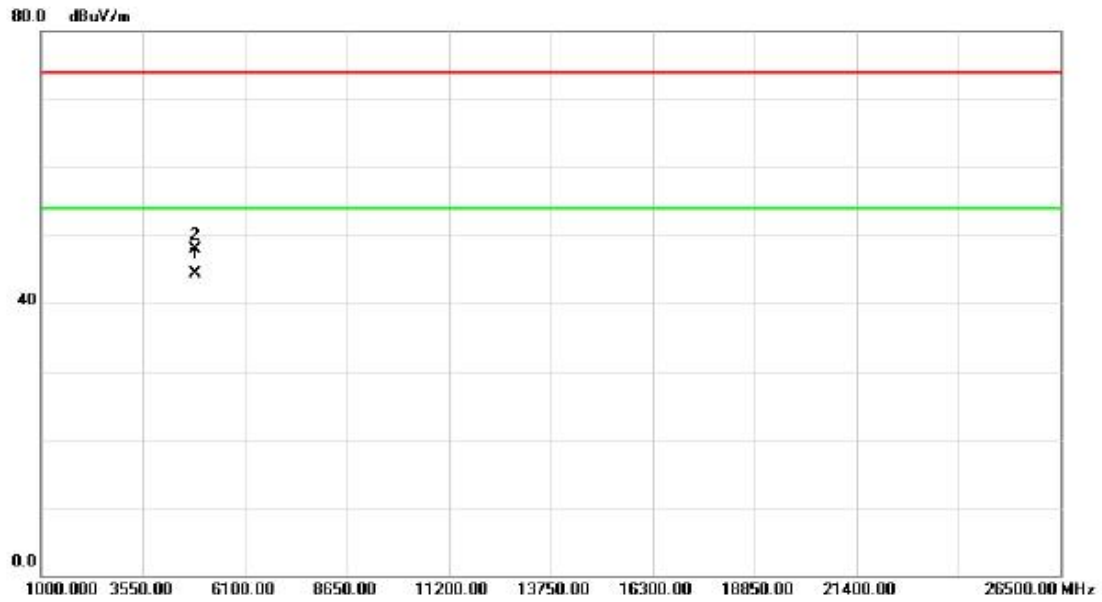
Horizontal



No.	Mk.	Freq. MHz	Reading Level dBuV	Correct Factor dB	Measure- ment dBuV/m	Limit dBuV/m	Over dB	Detector	Comment
1		2390.000	28.47	31.88	60.35	74.00	-13.65	peak	
2		2390.000	18.97	31.88	50.85	54.00	-3.15	AVG	
3	X	2411.600	64.70	31.91	96.61	74.00	22.61	peak	No Limit
4	*	2420.600	56.22	31.92	88.14	54.00	34.14	AVG	No Limit

Orthogonal Axis :	X
Test Mode :	TX N-40M MODE 2422MHz

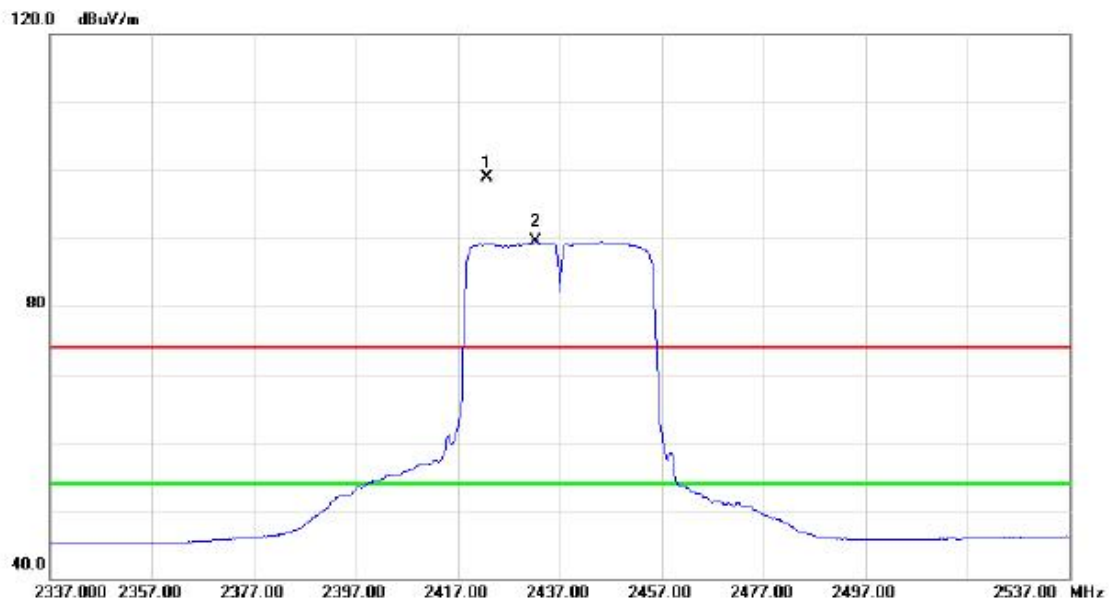
Horizontal



No.	Mk.	Freq. MHz	Reading Level dBuV	Correct Factor dB	Measure- ment dBuV/m	Limit dBuV/m	Over dB	Detector	Comment
1	*	4844.030	40.56	3.66	44.22	54.00	-9.78	AVG	
2		4844.020	44.19	3.66	47.85	74.00	-26.15	peak	

Orthogonal Axis :	X
Test Mode :	TX N-40M MODE 2437MHz

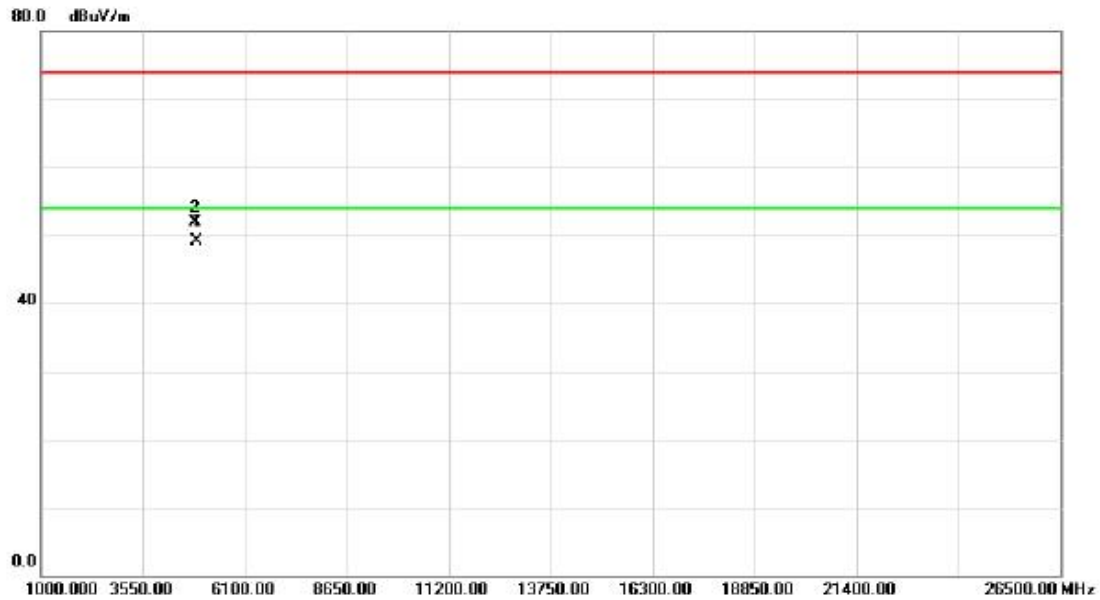
Vertical



No.	Mk.	Freq. MHz	Reading Level dBuV	Correct Factor dB	Measure- ment dBuV/m	Limit dBuV/m	Over dB	Detector	Comment
1	X	2422.800	66.92	31.93	98.85	74.00	24.85	peak	No Limit
2	*	2432.400	57.52	31.94	89.46	54.00	35.46	AVG	No Limit

Orthogonal Axis :	X
Test Mode :	TX N-40M MODE 2437MHz

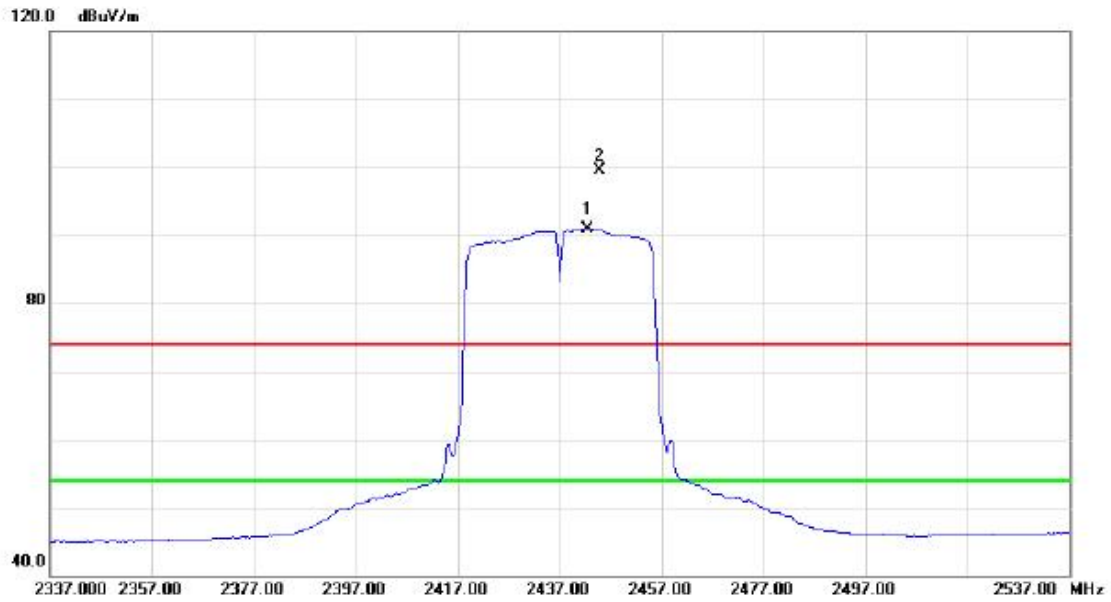
Vertical



No.	Mk.	Freq. MHz	Reading Level dBuV	Correct Factor dB	Measure- ment dBuV/m	Limit dBuV/m	Over dB	Detector	Comment
1	*	4874.020	45.37	3.72	49.09	54.00	-4.91	AVG	
2		4874.100	48.09	3.72	51.81	74.00	-22.19	peak	

Orthogonal Axis :	X
Test Mode :	TX N-40M MODE 2437MHz

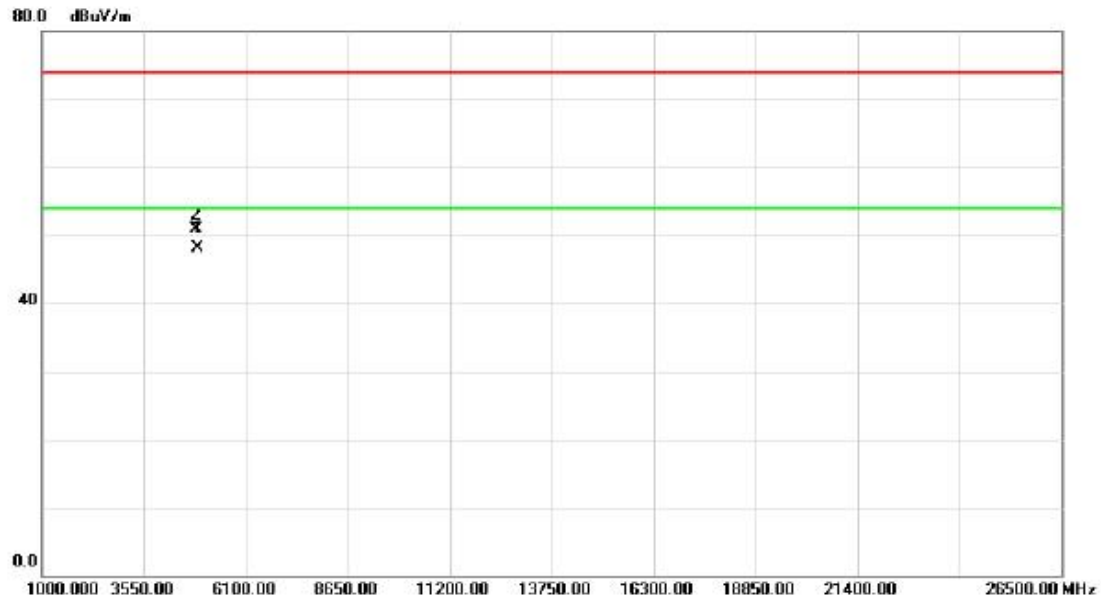
Horizontal



No.	Mk.	Freq. MHz	Reading Level dBuV	Correct Factor dB	Measure- ment dBuV/m	Limit dBuV/m	Over dB	Detector	Comment
1	*	2442.400	58.93	31.95	90.88	54.00	36.88	AVG	No Limit
2	X	2444.800	67.56	31.96	99.52	74.00	25.52	peak	No Limit

Orthogonal Axis :	X
Test Mode :	TX N-40M MODE 2437MHz

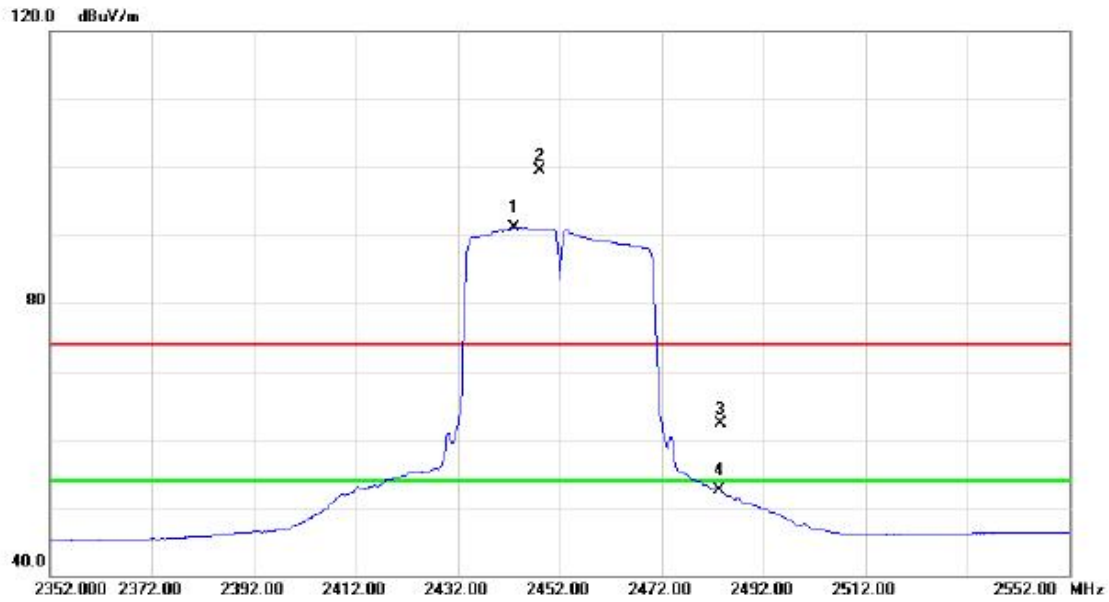
Horizontal



No.	Mk.	Freq. MHz	Reading Level dBuV	Correct Factor dB	Measure- ment dBuV/m	Limit dBuV/m	Over dB	Detector	Comment
1	*	4874.030	44.32	3.72	48.04	54.00	-5.96	AVG	
2		4874.050	47.18	3.72	50.90	74.00	-23.10	peak	

Orthogonal Axis :	X
Test Mode :	TX N-40M MODE 2452MHz

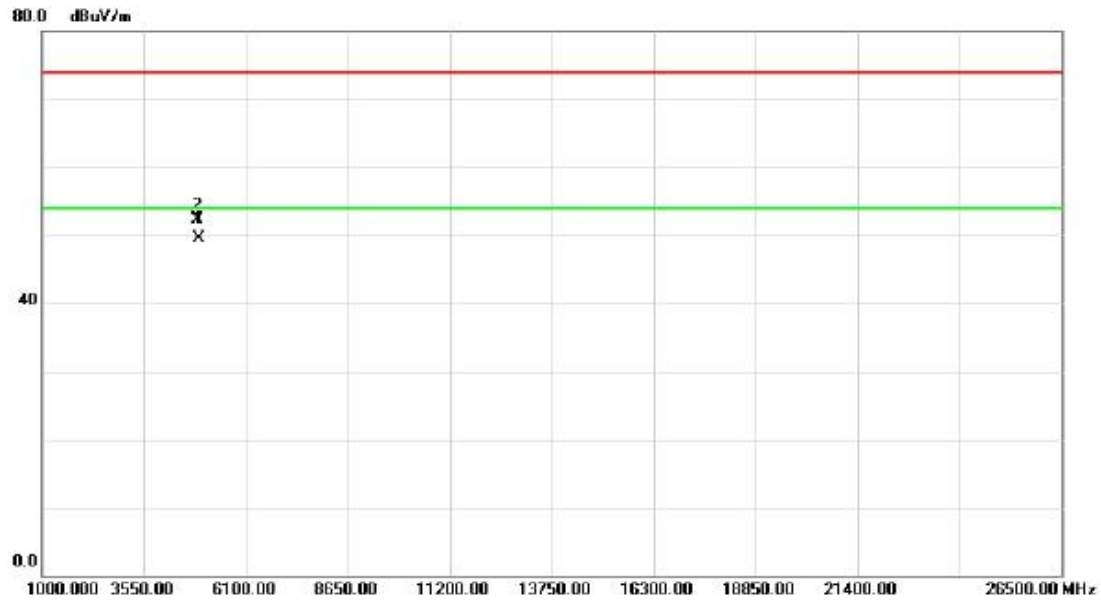
Vertical



No.	Mk.	Freq. MHz	Reading Level dBuV	Correct Factor dB	Measure- ment dBuV/m	Limit dBuV/m	Over dB	Detector	Comment
1	*	2443.000	59.12	31.95	91.07	54.00	37.07	AVG	No Limit
2	X	2448.200	67.58	31.96	99.54	74.00	25.54	peak	No Limit
3		2483.500	30.36	32.01	62.37	74.00	-11.63	peak	
4		2483.500	20.54	32.01	52.55	54.00	-1.45	AVG	

Orthogonal Axis :	X
Test Mode :	TX N-40M MODE 2452MHz

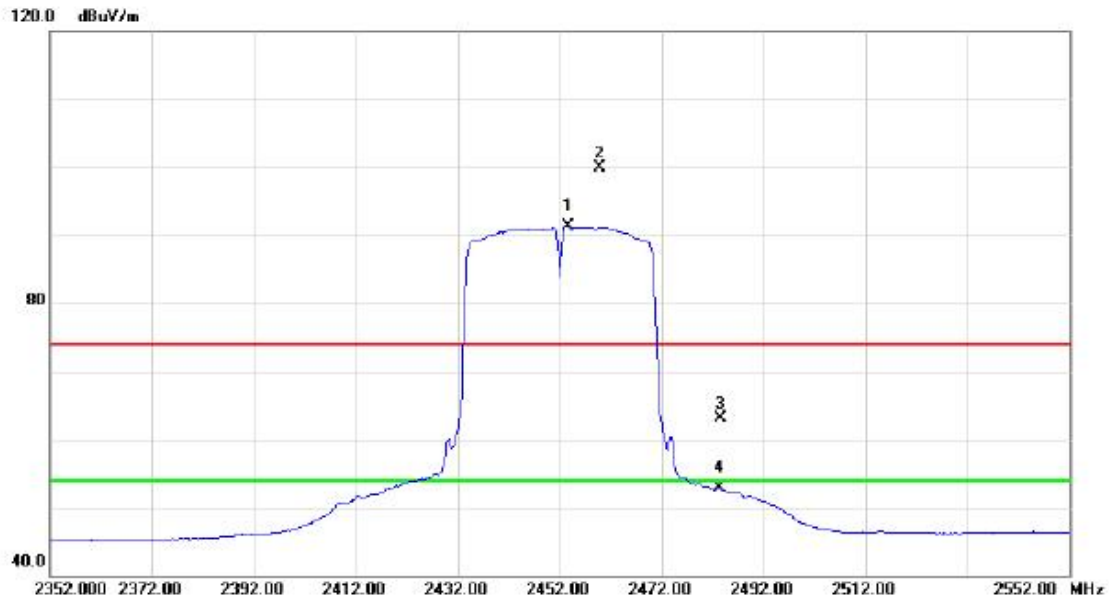
Vertical



No.	Mk.	Freq. MHz	Reading Level dBuV	Correct Factor dB	Measure- ment dBuV/m	Limit dBuV/m	Over dB	Detector	Comment
1	*	4904.000	45.64	3.77	49.41	54.00	-4.59	AVG	
2		4904.030	48.47	3.77	52.24	74.00	-21.76	peak	

Orthogonal Axis :	X
Test Mode :	TX N-40M MODE 2452MHz

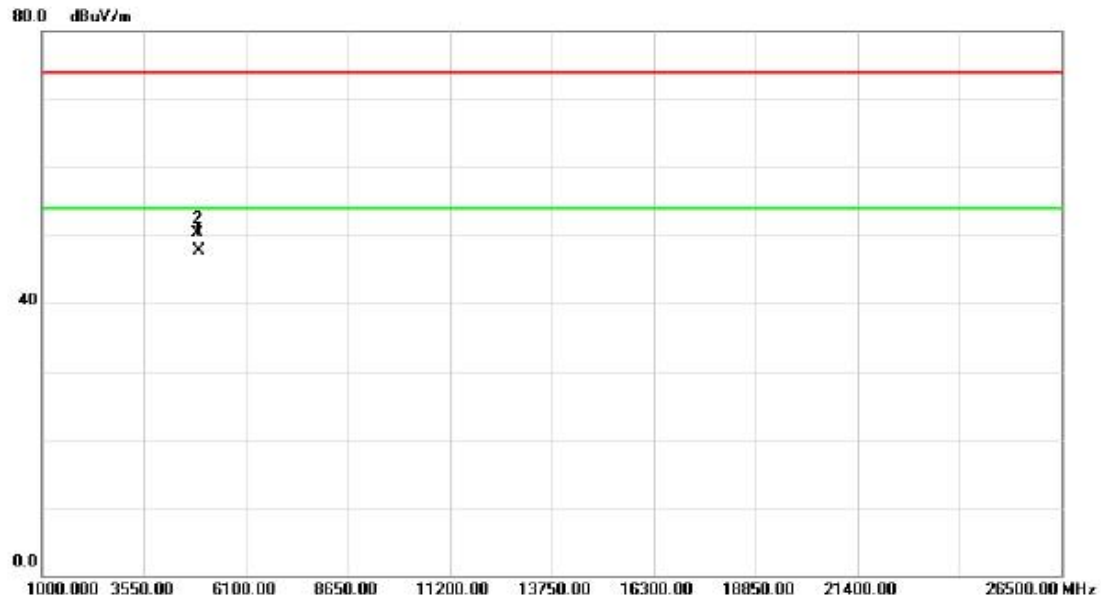
Horizontal



No.	Mk.	Freq. MHz	Reading Level dBuV	Correct Factor dB	Measure- ment dBuV/m	Limit dBuV/m	Over dB	Detector	Comment
1	*	2453.600	59.36	31.96	91.32	54.00	37.32	AVG	No Limit
2	X	2459.800	67.88	31.98	99.86	74.00	25.86	peak	No Limit
3		2483.500	31.04	32.01	63.05	74.00	-10.95	peak	
4		2483.500	20.86	32.01	52.87	54.00	-1.13	AVG	

Orthogonal Axis :	X
Test Mode :	TX N-40M MODE 2452MHz

Horizontal



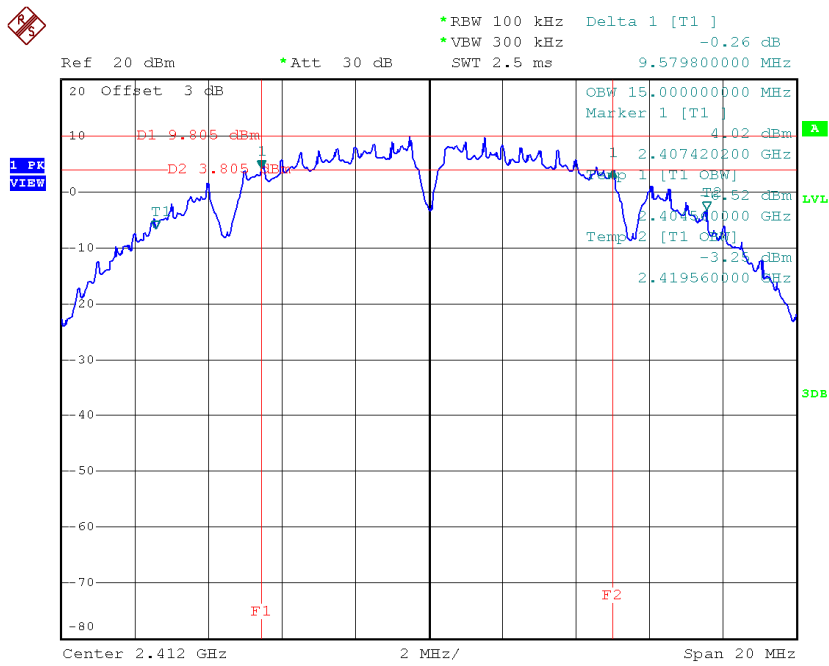
No.	Mk.	Freq. MHz	Reading Level dBuV	Correct Factor dB	Measure- ment dBuV/m	Limit dBuV/m	Over dB	Detector	Comment
1	*	4904.010	43.87	3.77	47.64	54.00	-6.36	AVG	
2		4904.030	46.56	3.77	50.33	74.00	-23.67	peak	

ATTACHMENT E - BANDWIDTH

Test Mode : TX B Mode_CH01/06/11

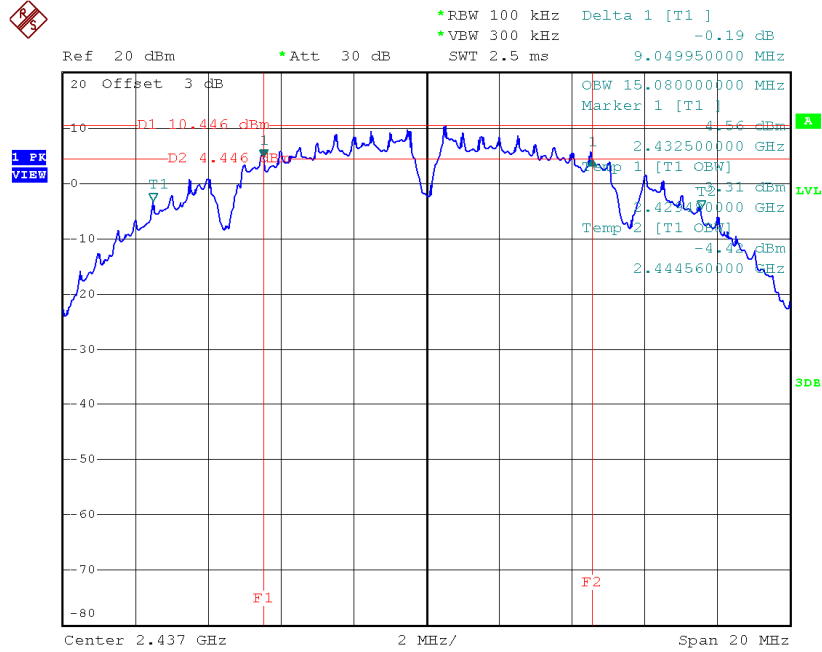
Frequency (MHz)	6dB Bandwidth (MHz)	99% Occupied BW (MHz)	Min. Limit (kHz)	Test Result
2412	9.58	15.00	500	Complies
2437	9.05	15.08	500	Complies
2462	10.06	15.08	500	Complies

TX CH01



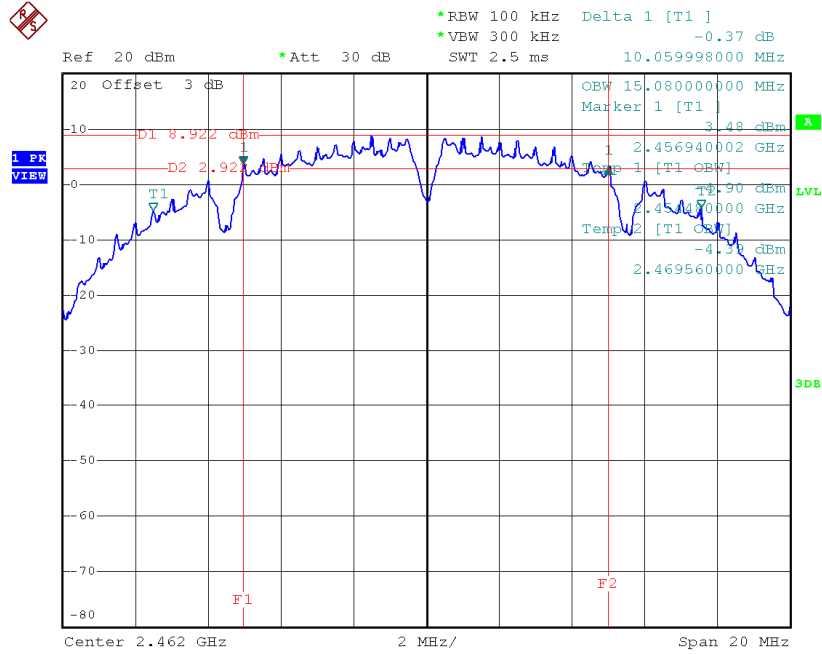
Date: 16.JAN.2015 14:37:40

TX CH06



Date: 16.JAN.2015 14:41:59

TX CH11

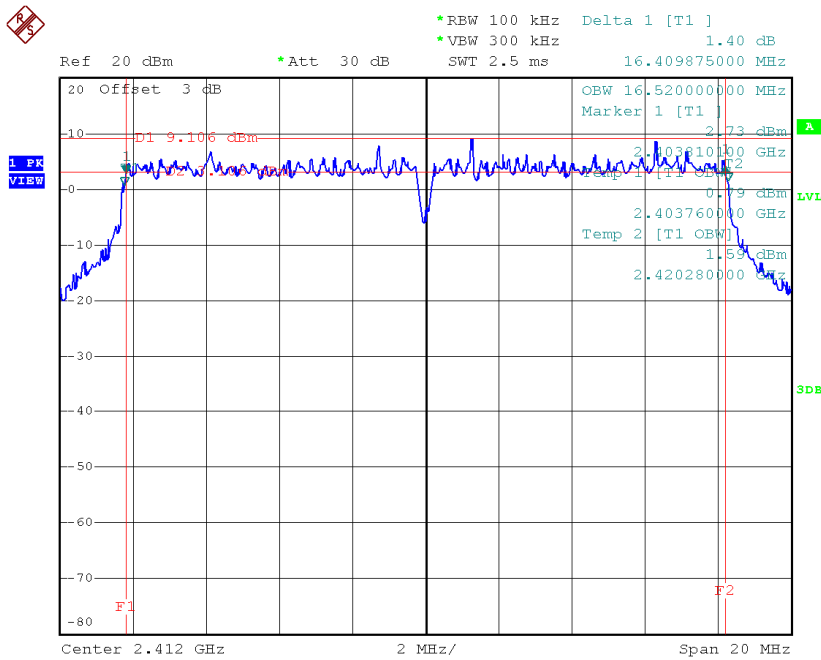


Date: 16.JAN.2015 14:43:56

Test Mode: TX G Mode_CH01/06/11

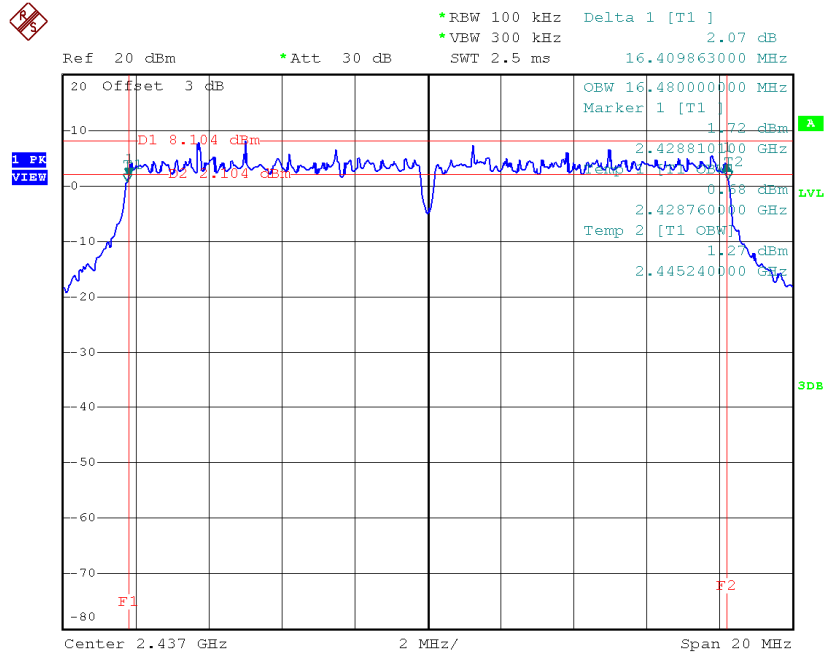
Frequency (MHz)	6dB Bandwidth (MHz)	99% Occupied BW (MHz)	Min. Limit (kHz)	Test Result
2412	16.41	16.52	500	Complies
2437	16.41	16.48	500	Complies
2462	16.42	16.52	500	Complies

TX CH01



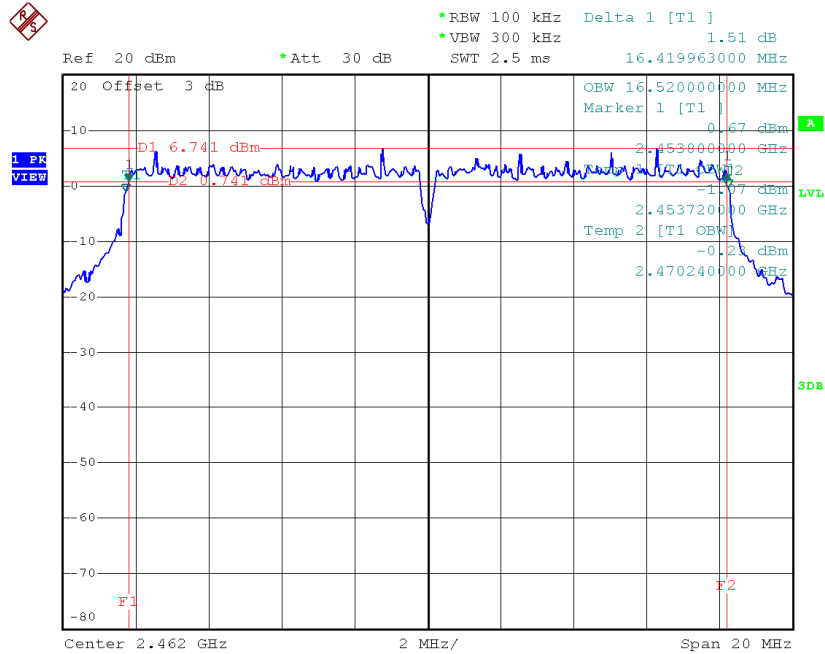
Date: 16.JAN.2015 14:45:25

TX CH06



Date: 16.JAN.2015 14:46:48

TX CH11

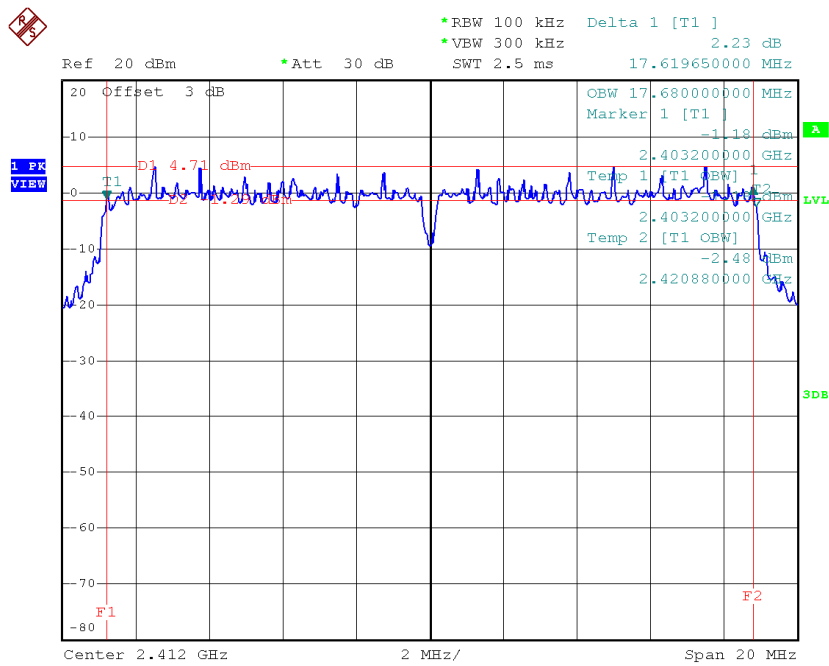


Date: 16.JAN.2015 14:47:57

Test Mode : TX N-20MHz Mode_CH01/06/11

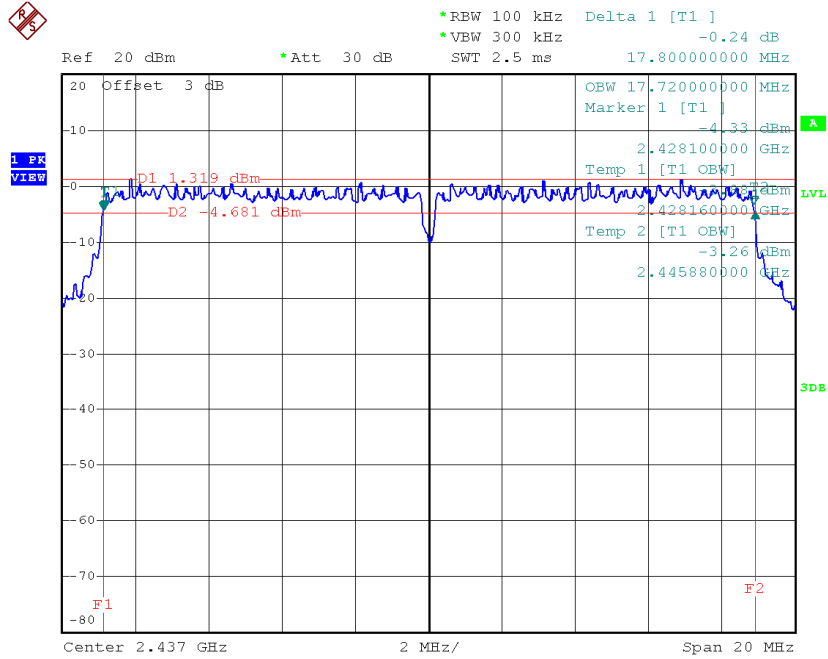
Frequency (MHz)	6dB Bandwidth (MHz)	99% Occupied BW (MHz)	Min. Limit (kHz)	Test Result
2412	17.62	17.68	500	Complies
2437	17.80	17.72	500	Complies
2462	17.80	17.68	500	Complies

TX CH01



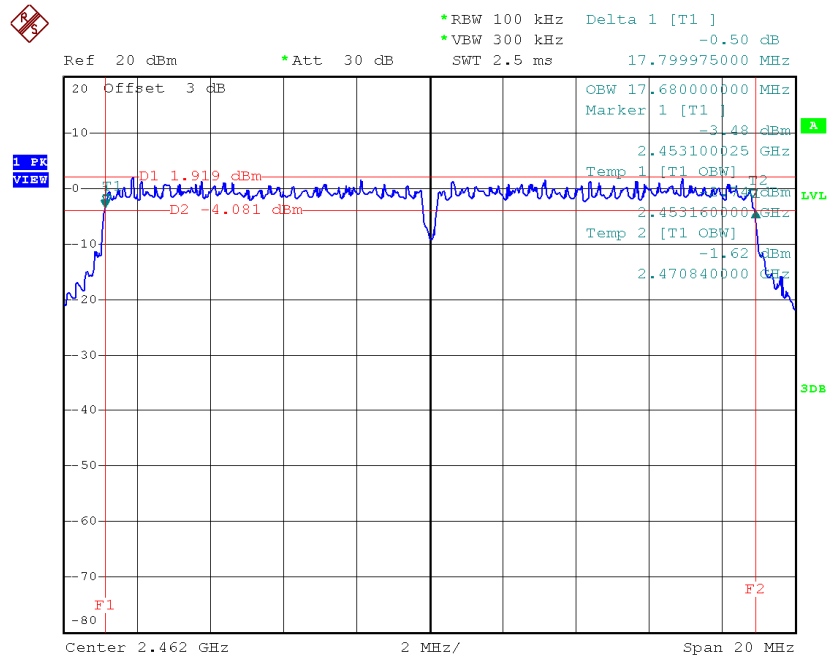
Date: 16.JAN.2015 14:49:07

TX CH06



Date: 16.JAN.2015 14:52:46

TX CH11

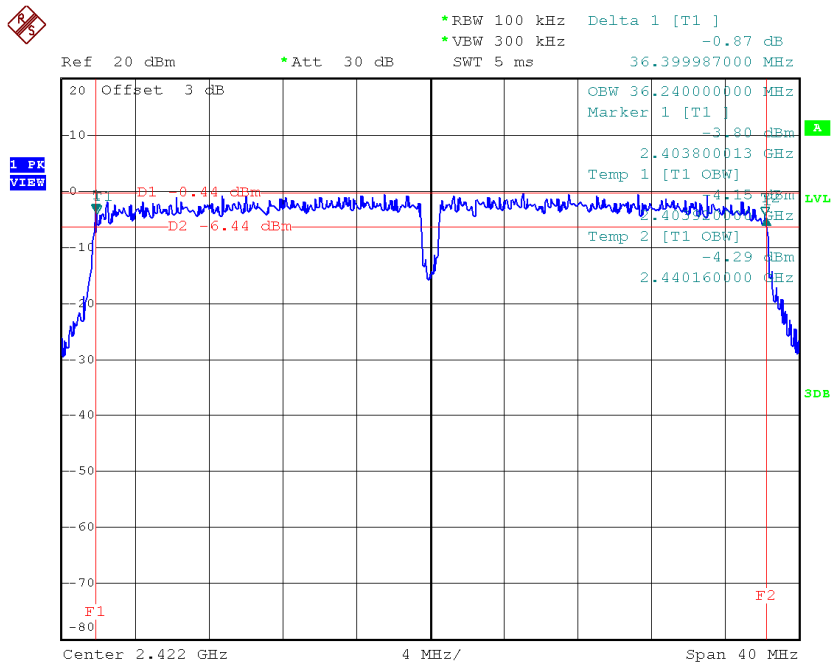


Date: 16.JAN.2015 14:54:04

Test Mode : TX N-40MHz Mode_CH03/06/09

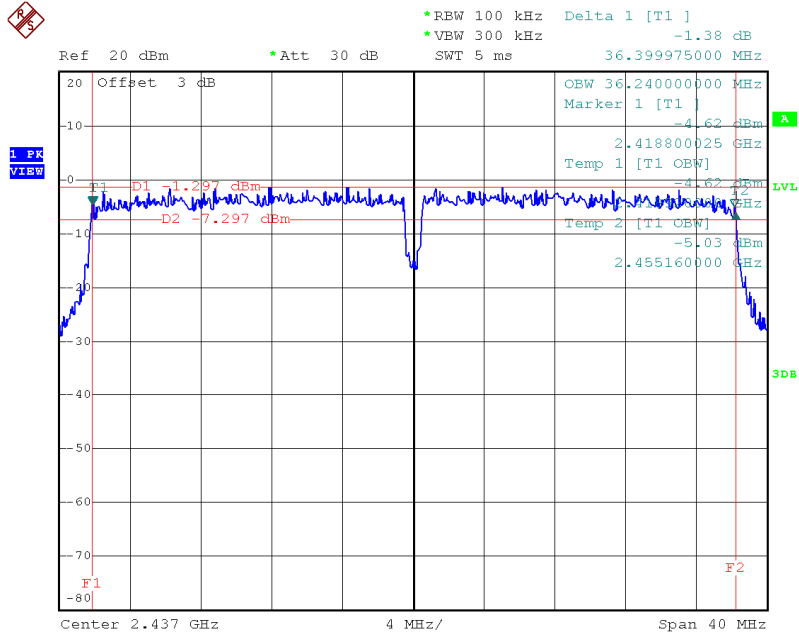
Frequency (MHz)	6dB Bandwidth (MHz)	99% Occupied BW (MHz)	Min. Limit (kHz)	Test Result
2422	36.40	36.24	500	Complies
2437	36.40	36.24	500	Complies
2452	36.40	36.24	500	Complies

TX CH03



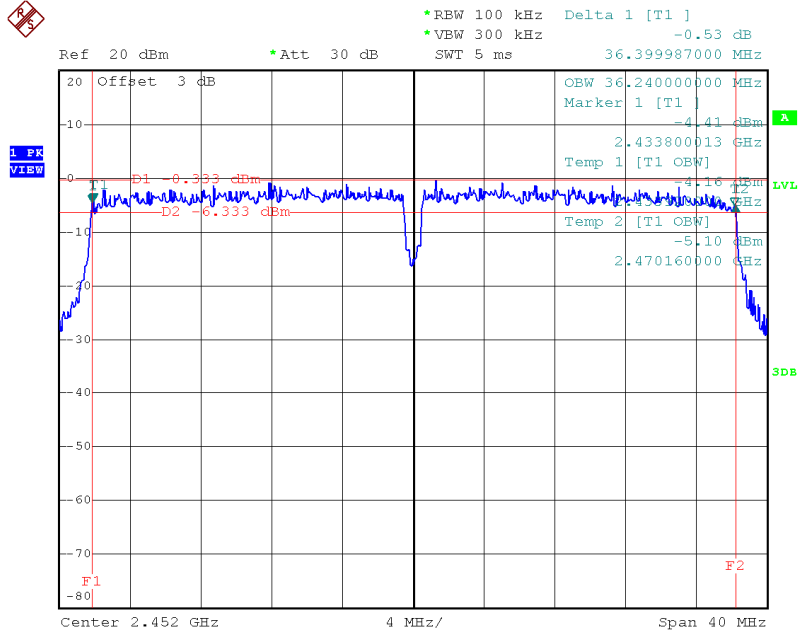
Date: 16.JAN.2015 14:55:36

TX CH06



Date: 16.JAN.2015 14:58:06

TX CH09



Date: 16.JAN.2015 15:04:06

ATTACHMENT F – MAXIMUM PEAK CONDUCTED OUTPUT POWER

Test Mode :TX B Mode_CH01/06/11

Frequency (MHz)	Conducted Power (dBm)	Conducted Power (W)	Max. Limit (dBm)	Max. Limit (W)	Result
2412	19.46	0.09	30.00	1.00	Complies
2437	19.86	0.10	30.00	1.00	Complies
2462	19.33	0.09	30.00	1.00	Complies

Test Mode :TX G Mode_CH01/06/11

Frequency (MHz)	Conducted Power (dBm)	Conducted Power (W)	Max. Limit (dBm)	Max. Limit (W)	Result
2412	25.41	0.35	30.00	1.00	Complies
2437	25.37	0.34	30.00	1.00	Complies
2462	24.94	0.31	30.00	1.00	Complies

Test Mode :TX N20 Mode_CH01/06/11_ANT 1

Frequency (MHz)	Conducted Power (dBm)	Conducted Power (W)	Max. Limit (dBm)	Max. Limit (W)	Result
2412	23.64	0.23	30.00	1.00	Complies
2437	23.95	0.25	30.00	1.00	Complies
2462	23.71	0.23	30.00	1.00	Complies

Test Mode :TX N20 Mode_CH01/06/11_ANT 2

Frequency (MHz)	Conducted Power (dBm)	Conducted Power (W)	Max. Limit (dBm)	Max. Limit (W)	Result
2412	23.37	0.22	30.00	1.00	Complies
2437	23.27	0.21	30.00	1.00	Complies
2462	23.22	0.21	30.00	1.00	Complies

Test Mode :TX N20 Mode_CH01/06/11_Total

Frequency (MHz)	Conducted Power (dBm)	Conducted Power (W)	Max. Limit (dBm)	Max. Limit (W)	Result
2412	26.52	0.45	30.00	1.00	Complies
2437	26.63	0.46	30.00	1.00	Complies
2462	26.48	0.44	30.00	1.00	Complies

Test Mode :TX N40 Mode_CH03/06/09_ANT 1

Frequency (MHz)	Conducted Power (dBm)	Conducted Power (W)	Max. Limit (dBm)	Max. Limit (W)	Result
2422	24.39	0.27	30.00	1.00	Complies
2437	23.98	0.25	30.00	1.00	Complies
2452	24.13	0.26	30.00	1.00	Complies

Test Mode :TX N40 Mode_CH03/06/09_ANT 2

Frequency (MHz)	Conducted Power (dBm)	Conducted Power (W)	Max. Limit (dBm)	Max. Limit (W)	Result
2422	23.76	0.24	30.00	1.00	Complies
2437	23.88	0.24	30.00	1.00	Complies
2452	23.85	0.24	30.00	1.00	Complies

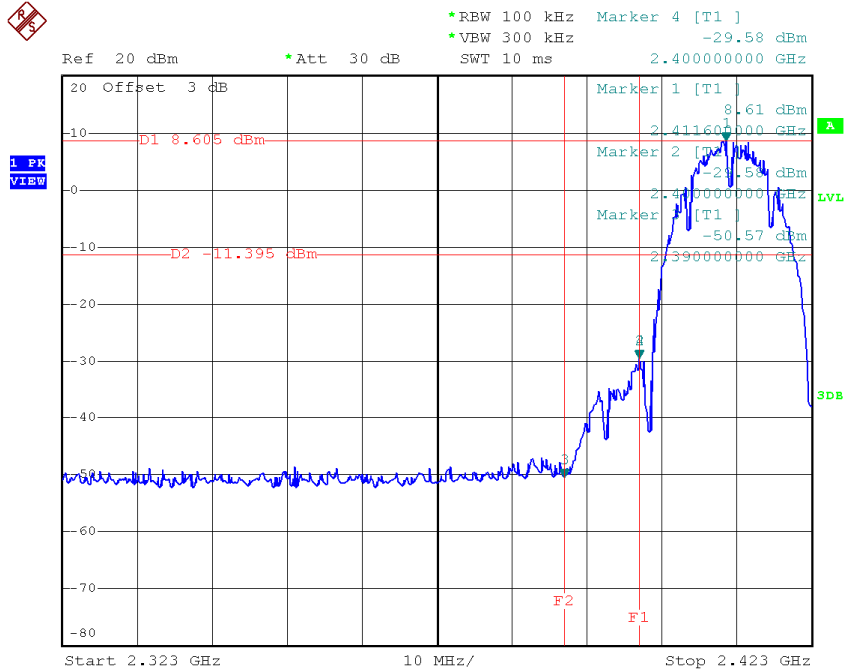
Test Mode :TX N40 Mode_CH03/06/09_Total

Frequency (MHz)	Conducted Power (dBm)	Conducted Power (W)	Max. Limit (dBm)	Max. Limit (W)	Result
2422	27.10	0.51	30.00	1.00	Complies
2437	26.94	0.49	30.00	1.00	Complies
2452	27.00	0.50	30.00	1.00	Complies

**ATTACHMENT G - ANTENNA CONDUCTED SPURIOUS
EMISSION**

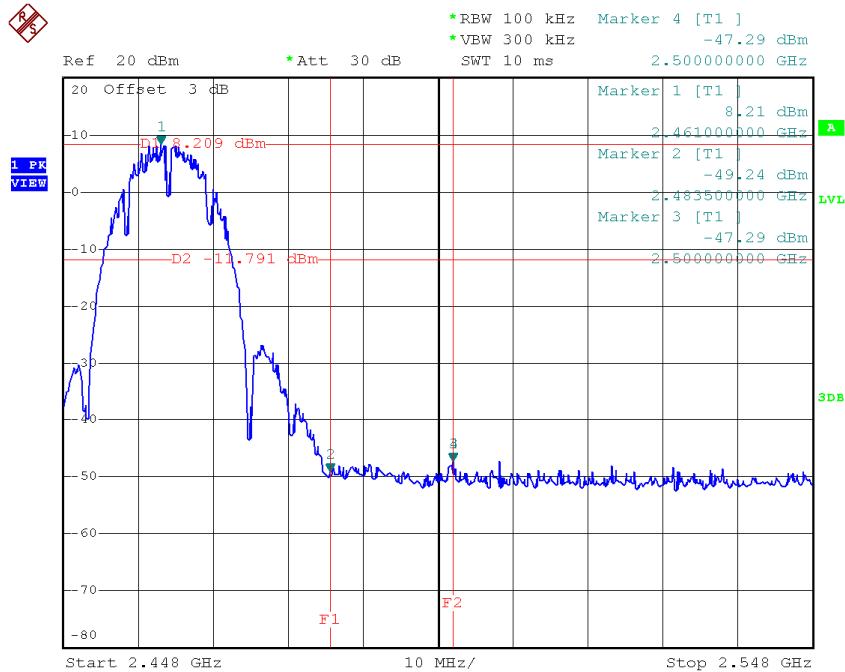
Test Mode :	TX B Mode
--------------------	------------------

TX B mode CH01



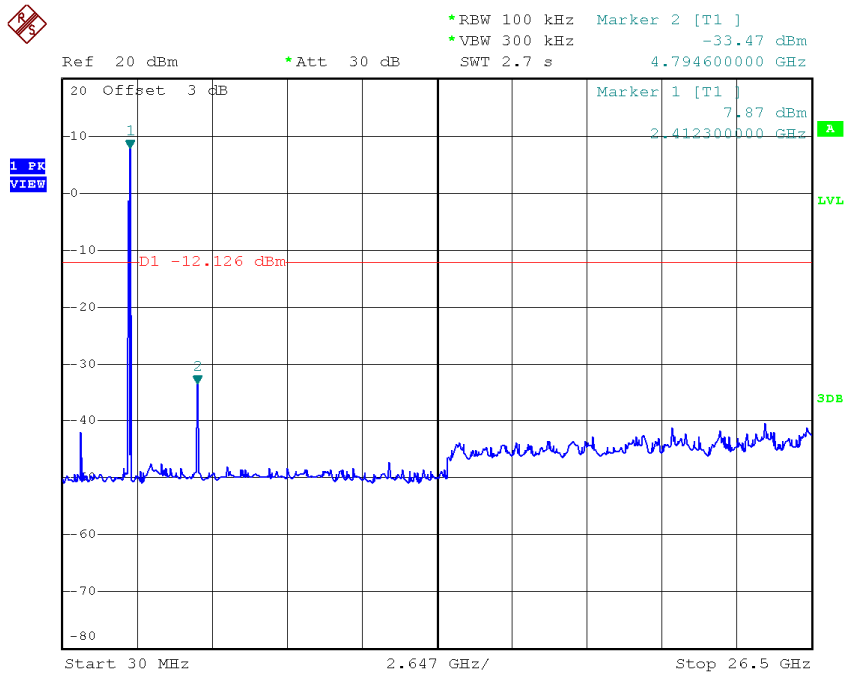
Date: 16.JAN.2015 14:39:01

TX B mode CH11



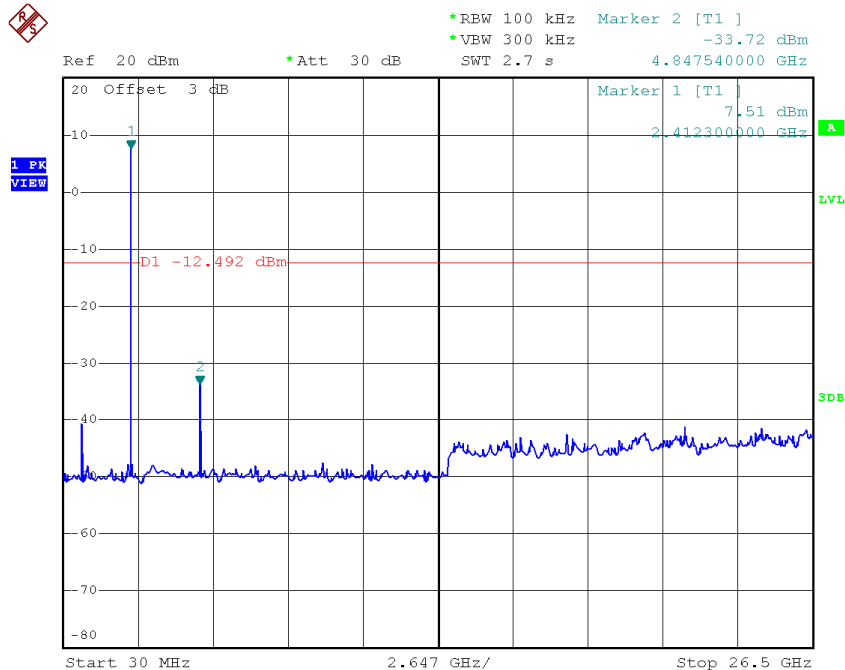
Date: 16.JAN.2015 14:44:17

TX B mode CH01 (10 Harmonic of the frequency)



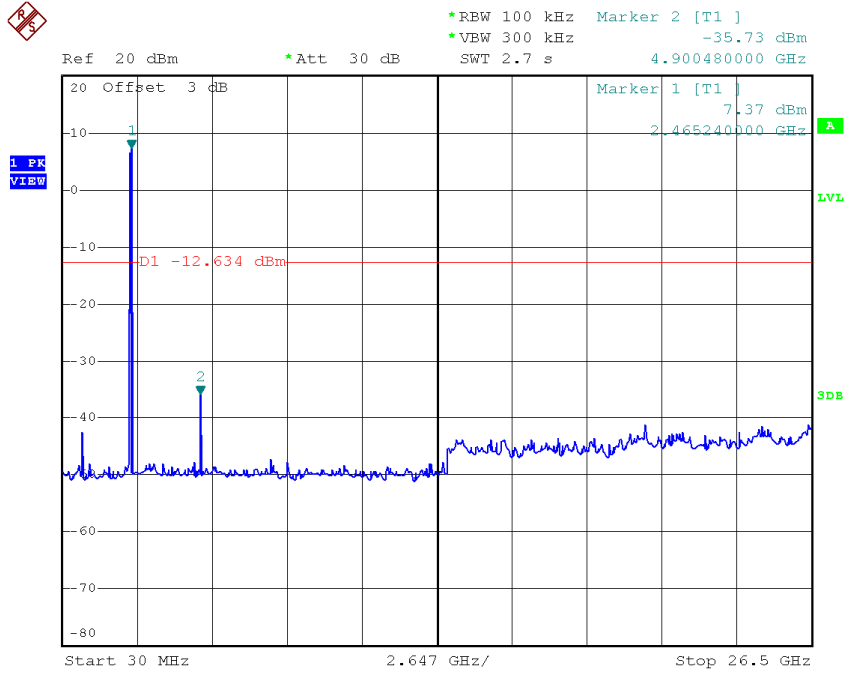
Date: 16.JAN.2015 14:37:54

TX B mode CH06 (10 Harmonic of the frequency)



Date: 16.JAN.2015 14:42:12

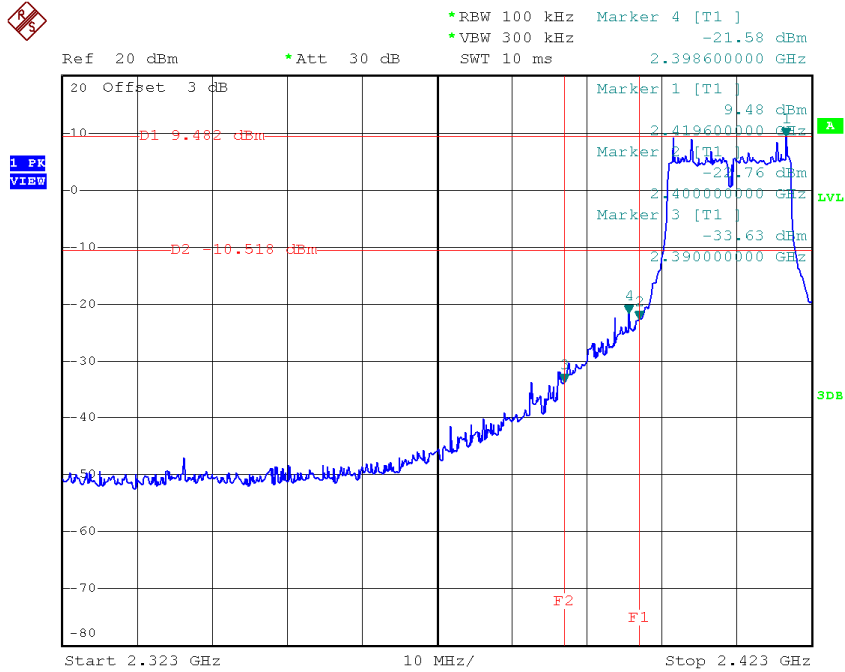
TX B mode CH11 (10 Harmonic of the frequency)



Date: 16.JAN.2015 14:44:09

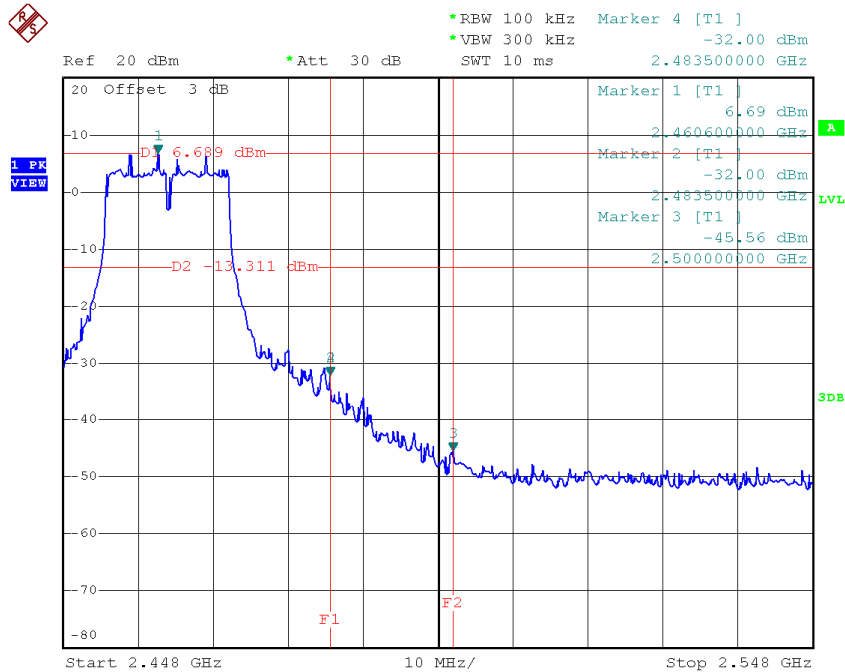
Test Mode :	TX G Mode
--------------------	------------------

TX G mode CH01



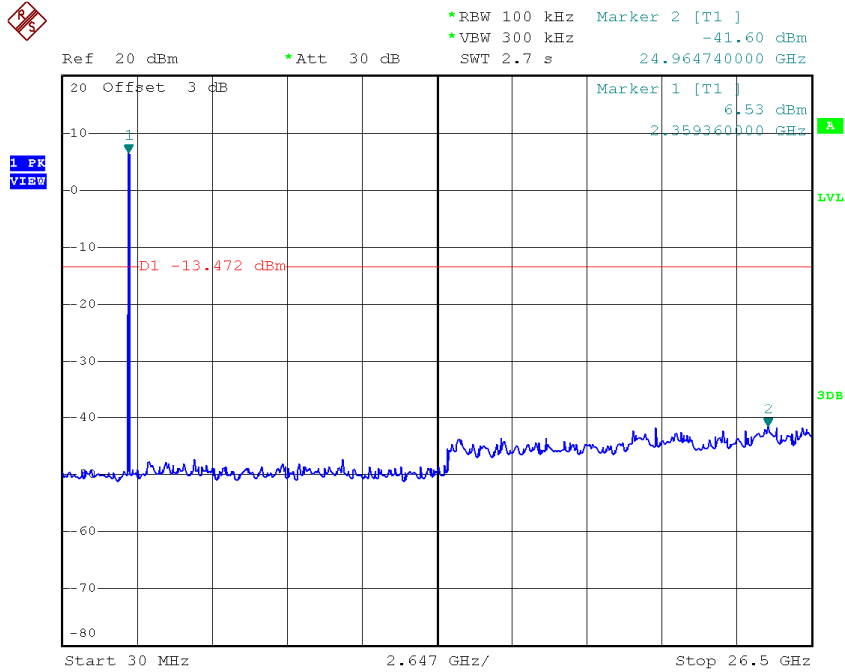
Date: 16.JAN.2015 14:45:46

TX G mode CH11



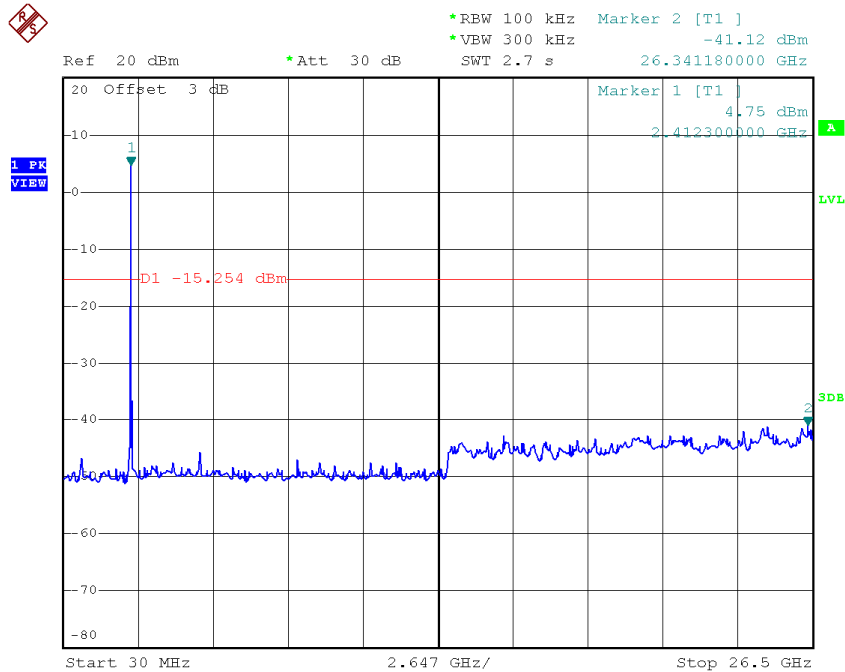
Date: 16.JAN.2015 14:48:18

TX G mode CH01 (10 Harmonic of the frequency)



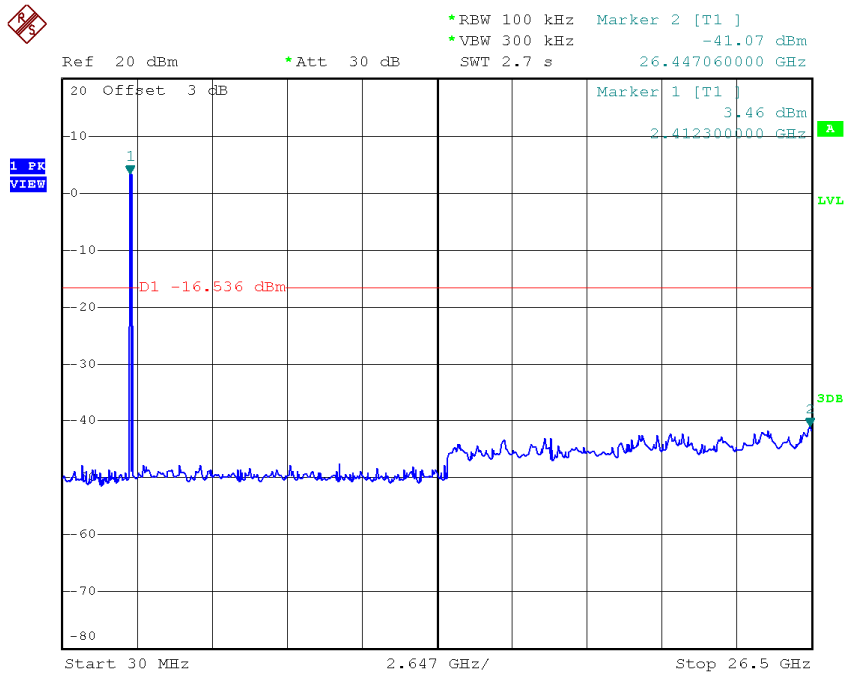
Date: 16.JAN.2015 14:45:39

TX G mode CH06 (10 Harmonic of the frequency)



Date: 16.JAN.2015 14:47:02

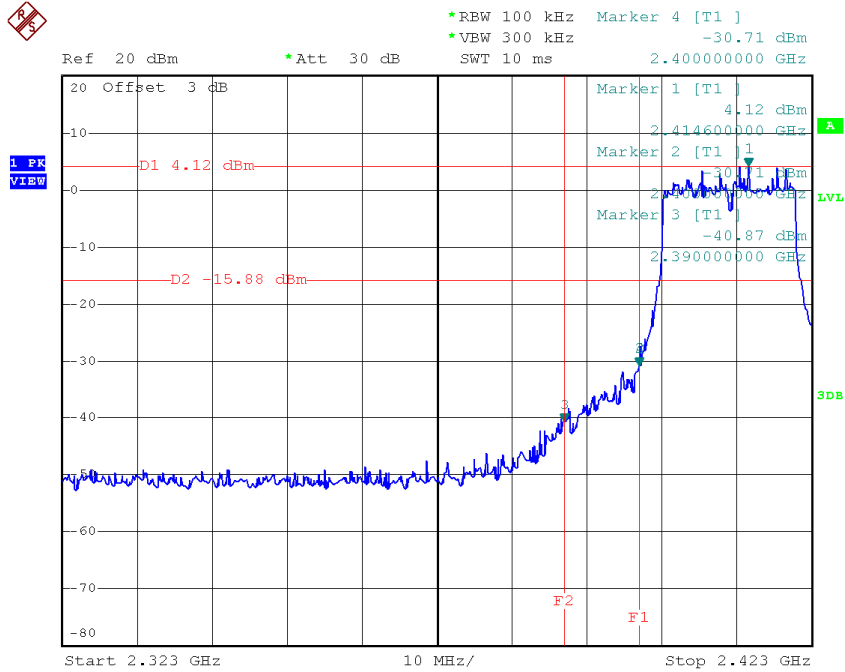
TX G mode CH11 (10 Harmonic of the frequency)



Date: 16.JAN.2015 14:48:10

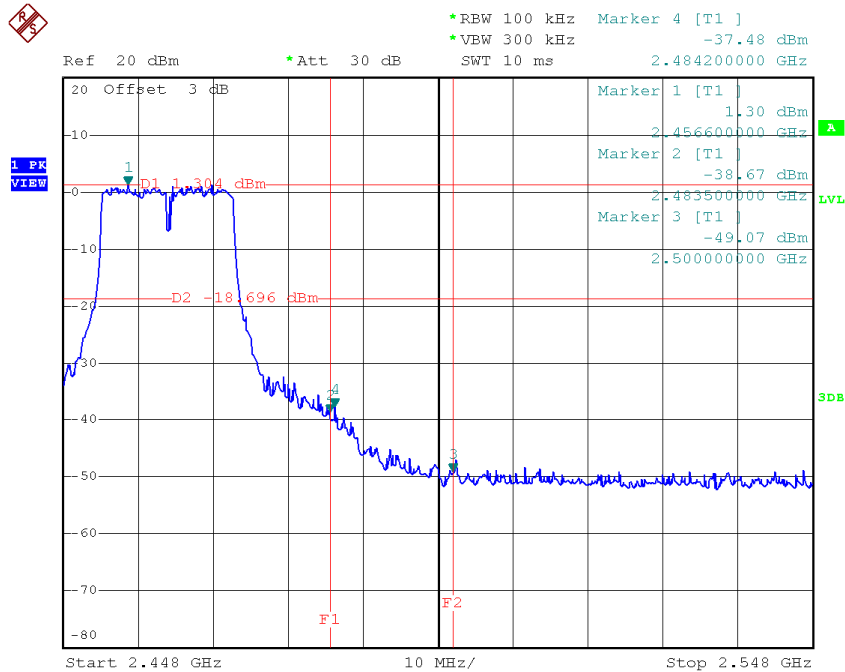
Test Mode :	TX N-20M Mode_ANT 1
--------------------	----------------------------

TX HT20 mode CH01



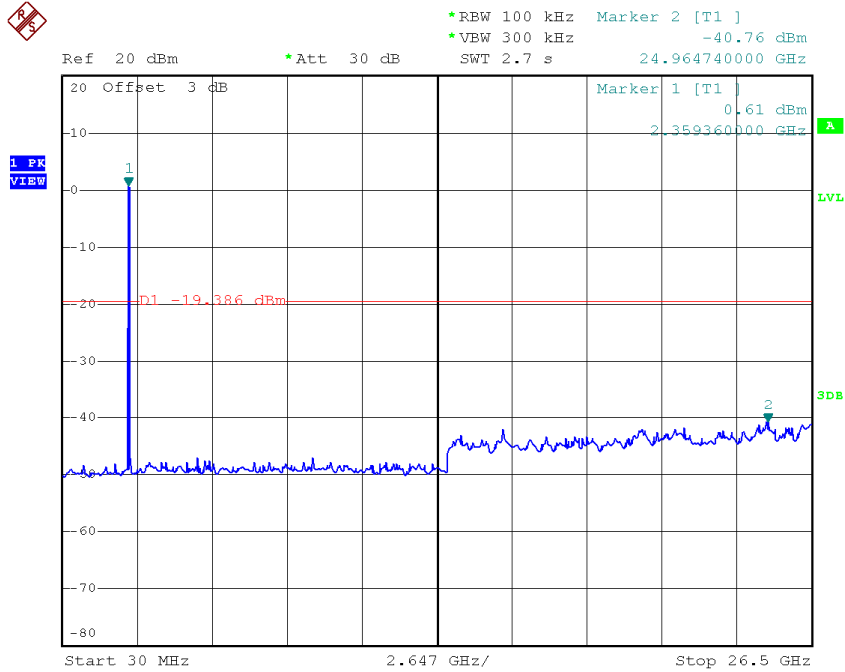
Date: 16.JAN.2015 14:51:28

TX HT20 mode CH11



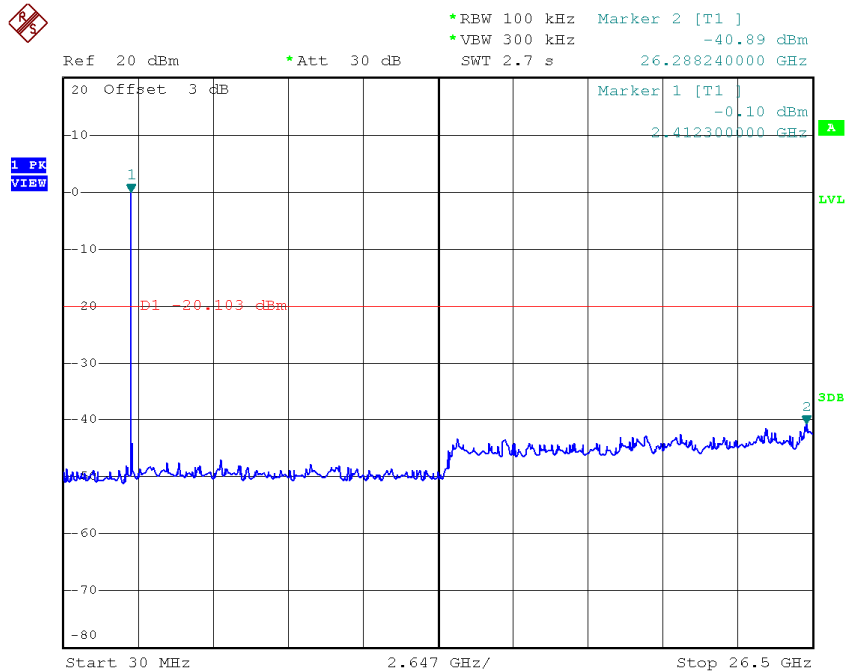
Date: 16.JAN.2015 14:54:24

TX HT20 mode CH01 (10 Harmonic of the frequency)



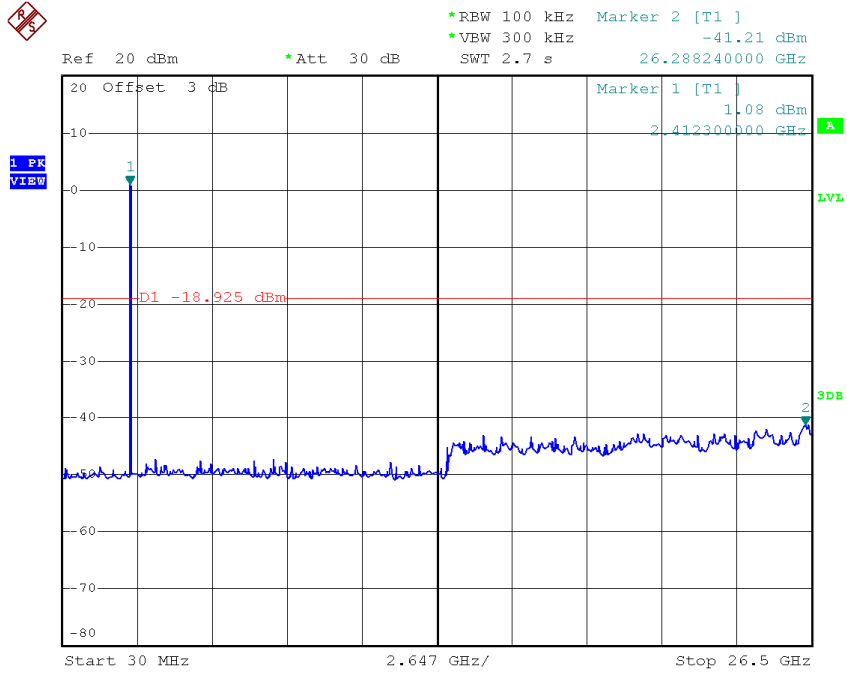
Date: 16.JAN.2015 14:50:41

TX HT20 mode CH06 (10 Harmonic of the frequency)



Date: 16.JAN.2015 14:53:00

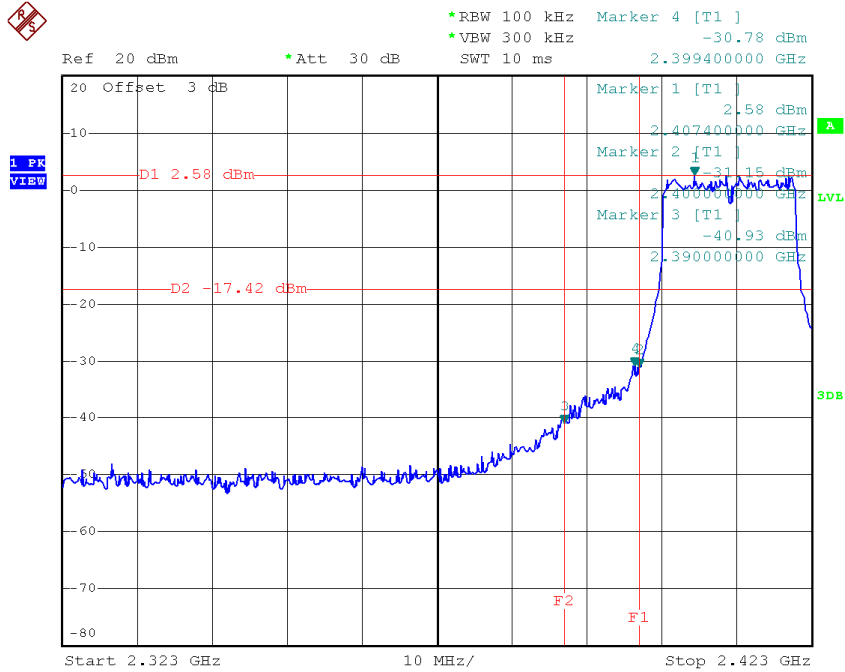
TX HT20 mode CH11 (10 Harmonic of the frequency)



Date: 16.JAN.2015 14:54:17

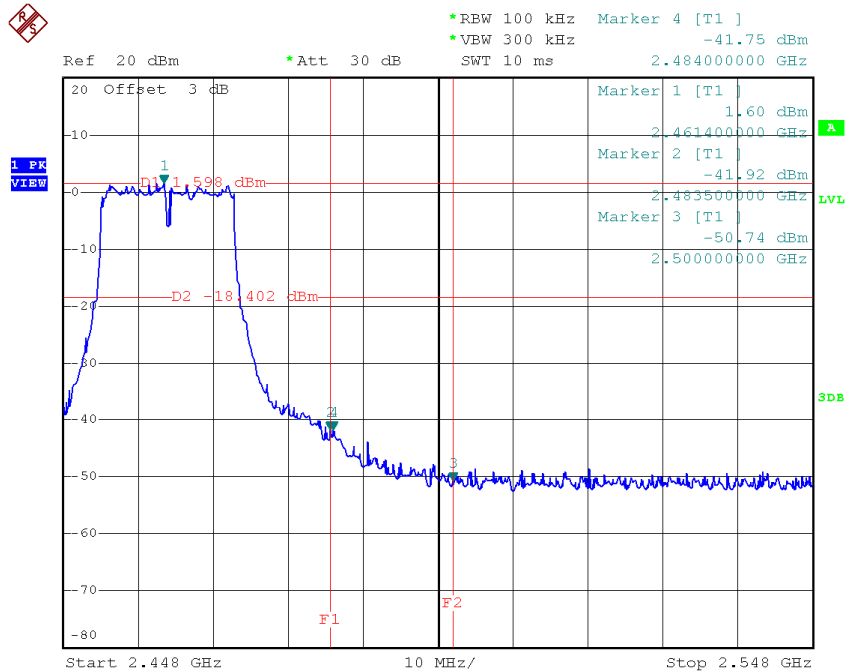
Test Mode :	TX N-20M Mode_ANT 2
--------------------	----------------------------

TX HT20 mode CH01



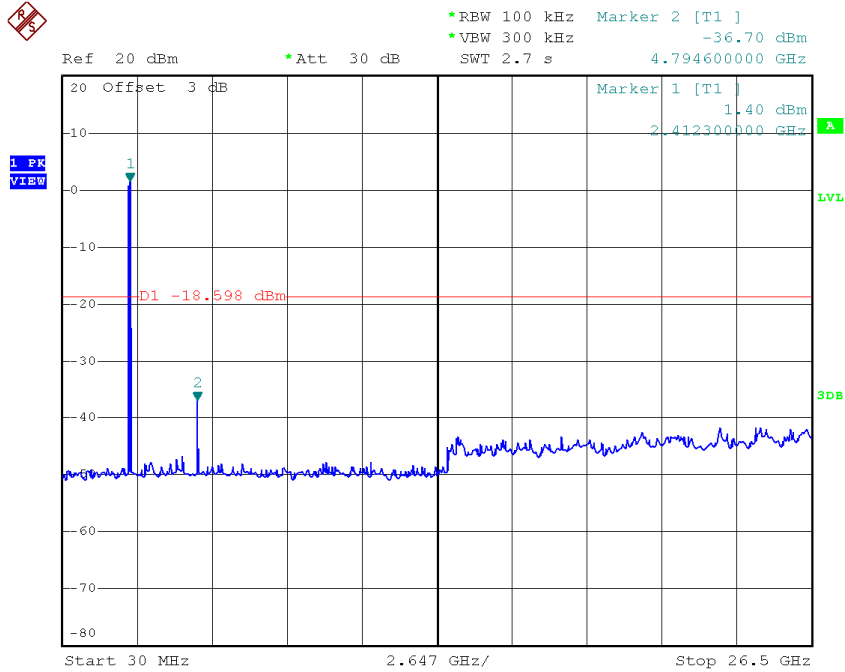
Date: 16.JAN.2015 15:07:29

TX HT20 mode CH11



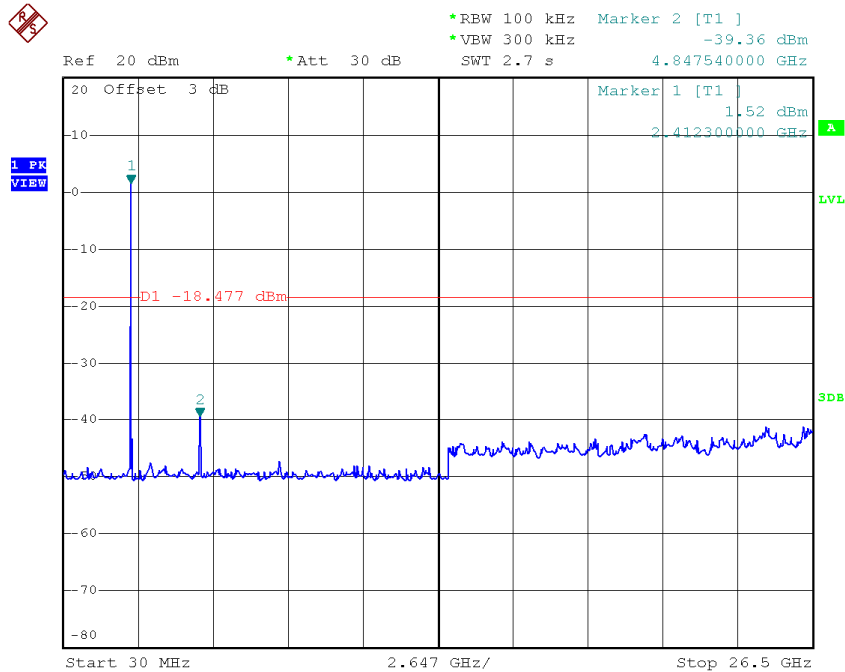
Date: 16.JAN.2015 15:10:19

TX HT20 mode CH01 (10 Harmonic of the frequency)



Date: 16.JAN.2015 15:07:22

TX HT20 mode CH06 (10 Harmonic of the frequency)

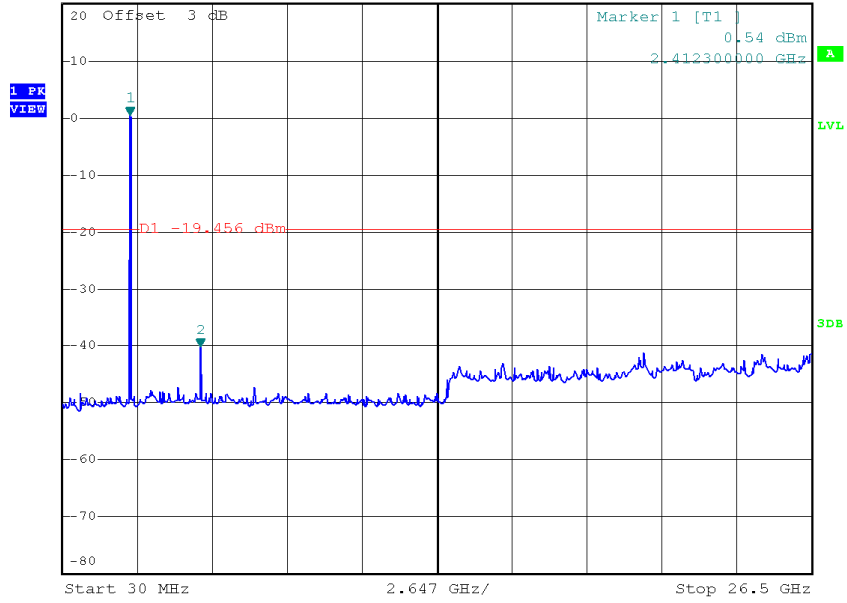


Date: 16.JAN.2015 15:09:20

TX HT20 mode CH11 (10 Harmonic of the frequency)



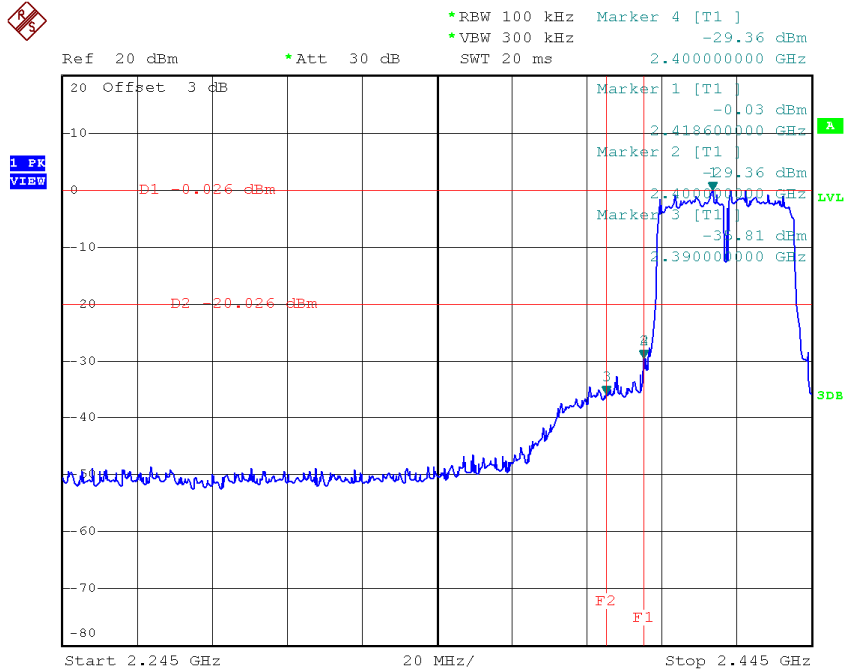
*REW 100 kHz Marker 2 [T1]
 *VBW 300 kHz -40.19 dBm
 Ref 20 dBm *Att 30 dB SWT 2.7 s 4.900480000 GHz



Date: 16.JAN.2015 15:10:12

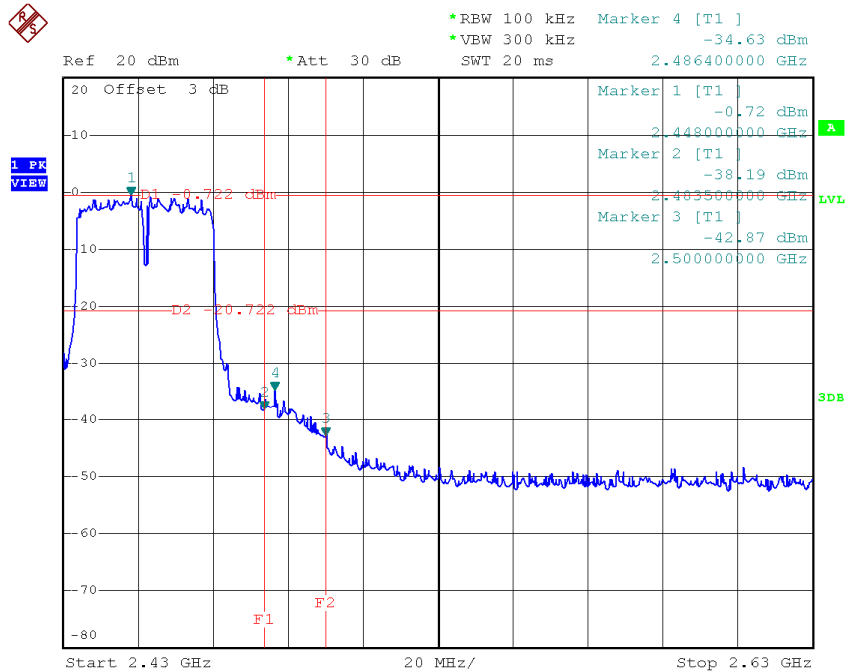
Test Mode :	TX N-40M Mode_ANT 1
--------------------	----------------------------

TX HT40 mode CH03



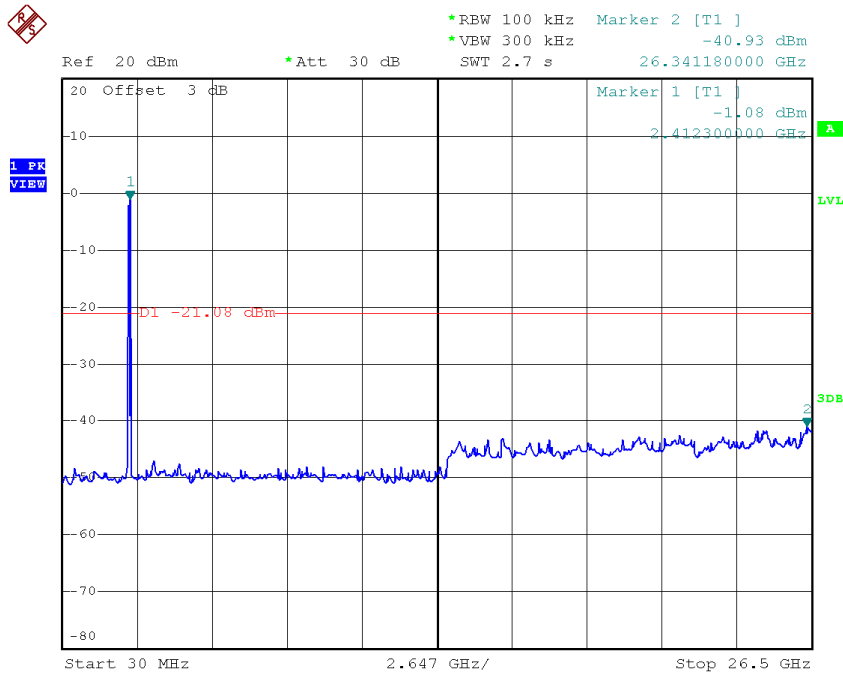
Date: 16.JAN.2015 14:55:57

TX HT40 mode CH09



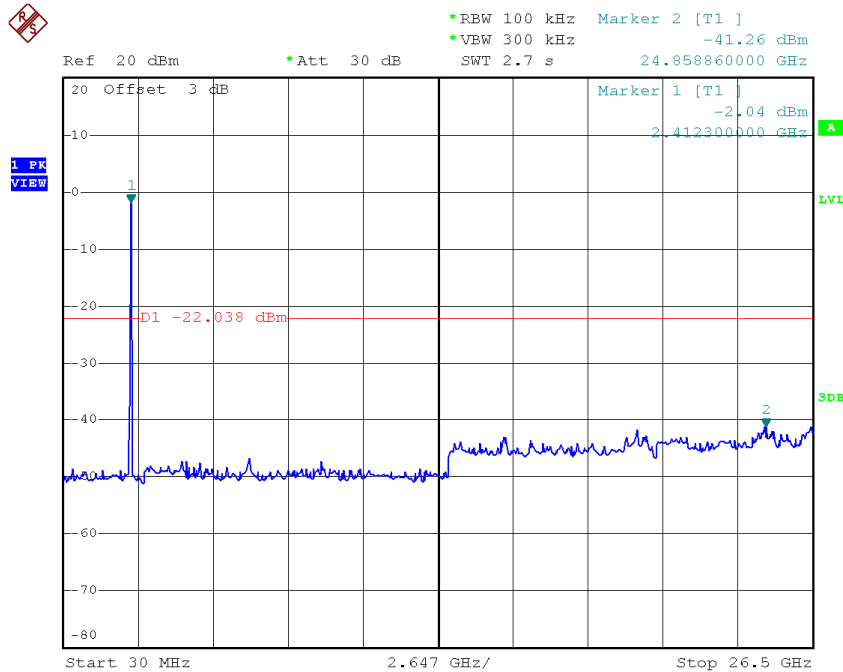
Date: 16.JAN.2015 15:00:24

TX HT40 mode CH03 (10 Harmonic of the frequency)



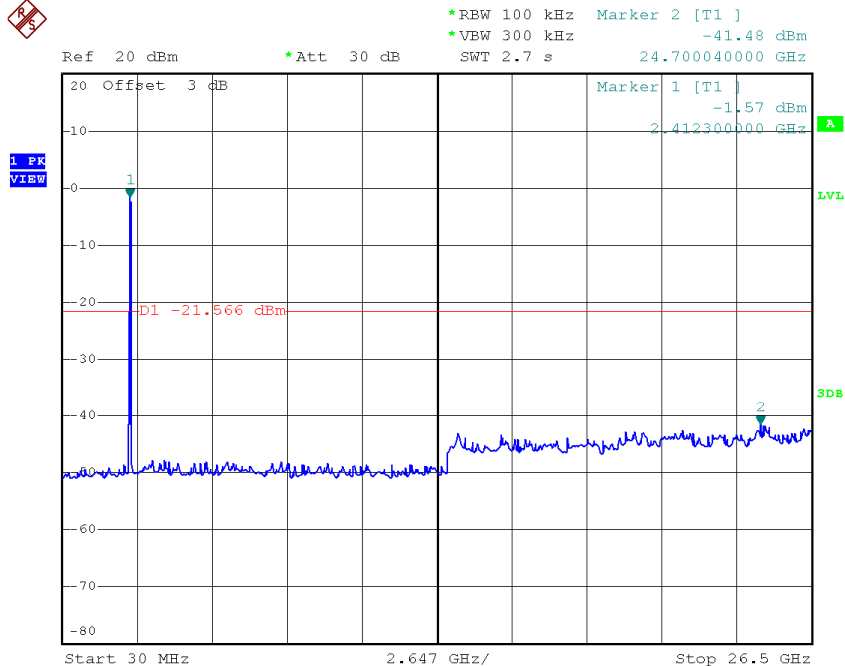
Date: 16.JAN.2015 14:55:50

TX HT40 mode CH06 (10 Harmonic of the frequency)



Date: 16.JAN.2015 14:58:20

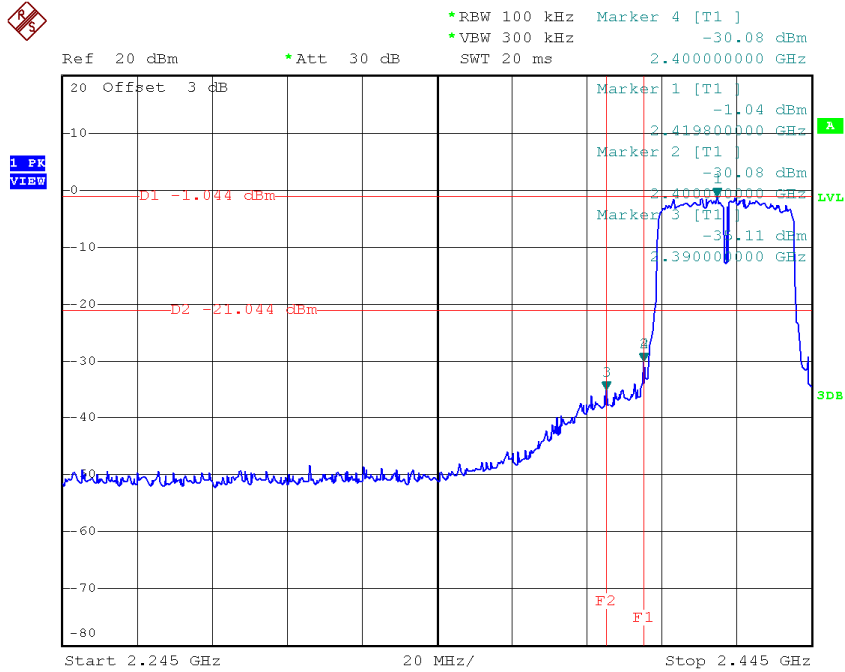
TX HT40 mode CH09 (10 Harmonic of the frequency)



Date: 16.JAN.2015 15:00:17

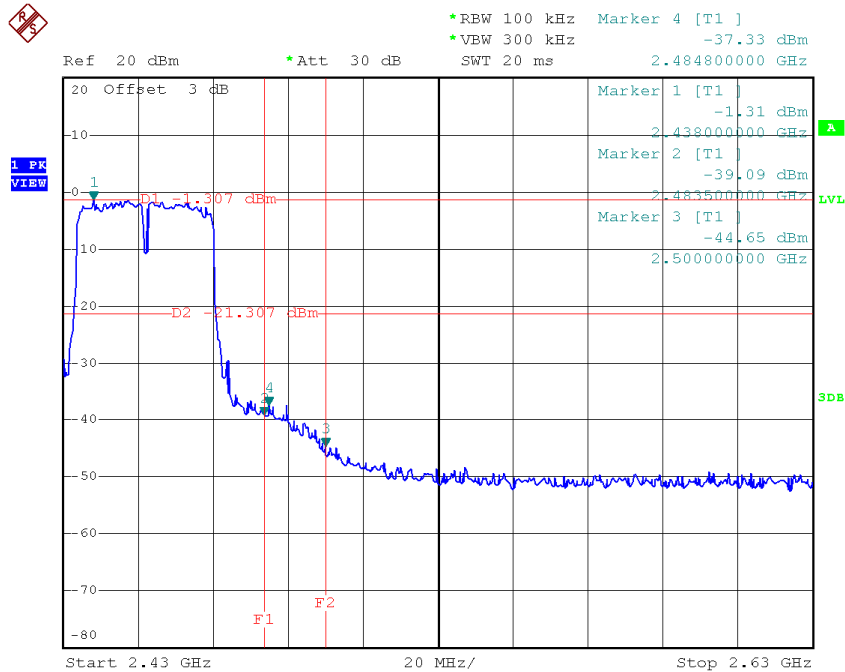
Test Mode :	TX N-40M Mode_ANT 2
--------------------	----------------------------

TX HT40 mode CH03



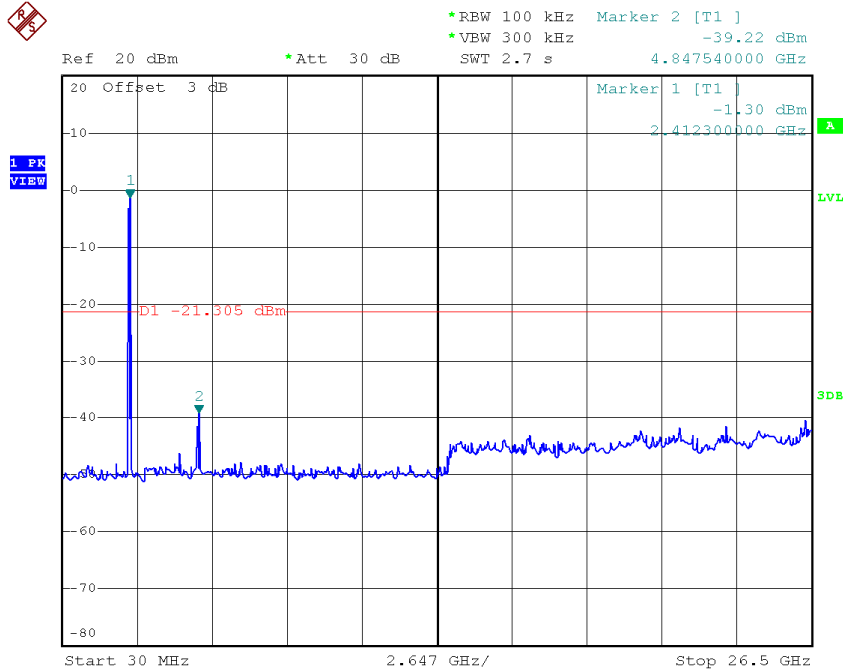
Date: 16.JAN.2015 15:11:40

TX HT40 mode CH09



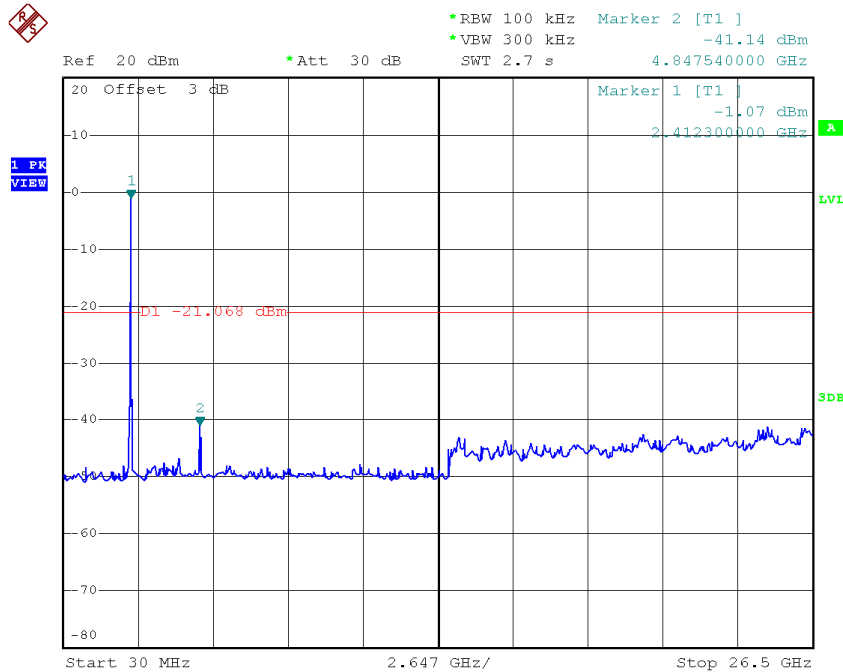
Date: 16.JAN.2015 15:14:33

TX HT40 mode CH03 (10 Harmonic of the frequency)



Date: 16.JAN.2015 15:11:32

TX HT40 mode CH06 (10 Harmonic of the frequency)

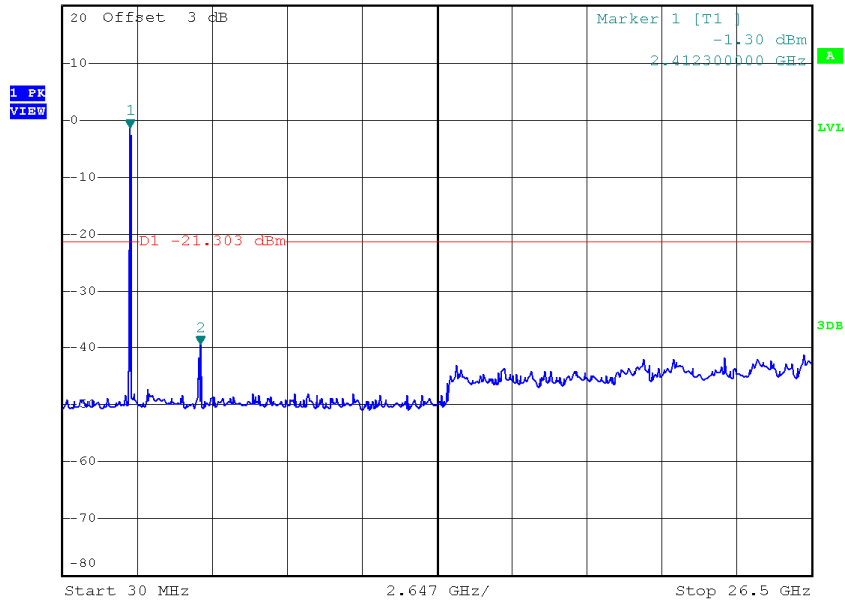


Date: 16.JAN.2015 15:12:29

TX HT40 mode CH09 (10 Harmonic of the frequency)



*REW 100 kHz Marker 2 [T1]
 *VBW 300 kHz -39.57 dBm
 Ref 20 dBm *Att 30 dB SWT 2.7 s 4.900480000 GHz



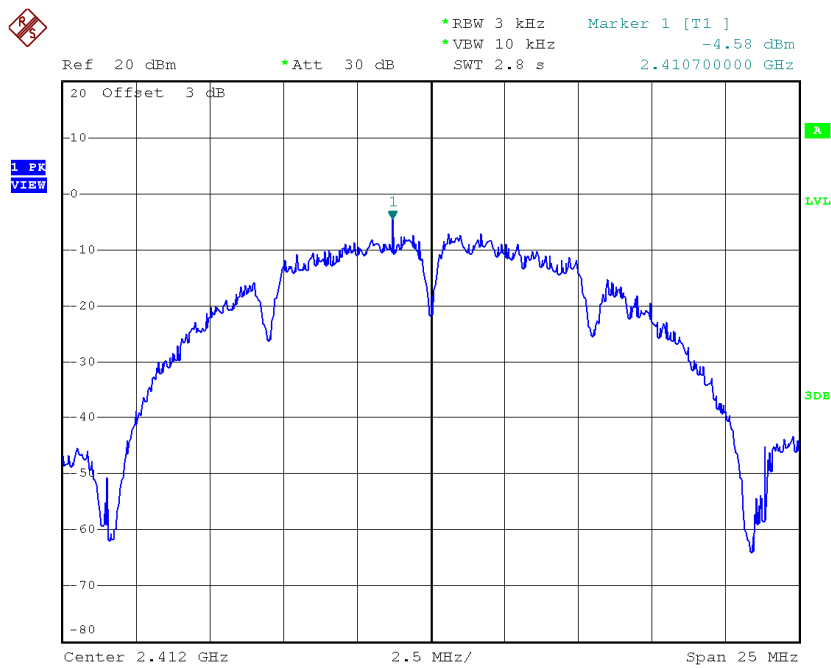
Date: 16.JAN.2015 15:14:26

ATTACHMENT H - POWER SPECTRAL DENSITY

Test Mode :TX B Mode_CH01/06/11

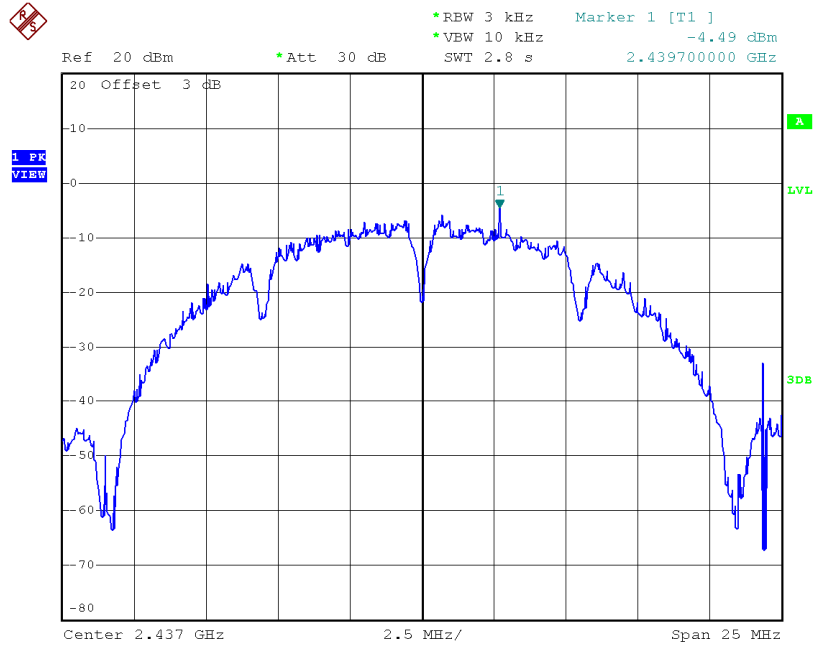
Frequency (MHz)	Power Density (dBm/3kHz)	Power Density (mW/3kHz)	Max. Limit (dBm/3kHz)	Result
2412	-4.58	0.35	8.00	Complies
2437	-4.49	0.36	8.00	Complies
2462	-7.15	0.19	8.00	Complies

TX CH01



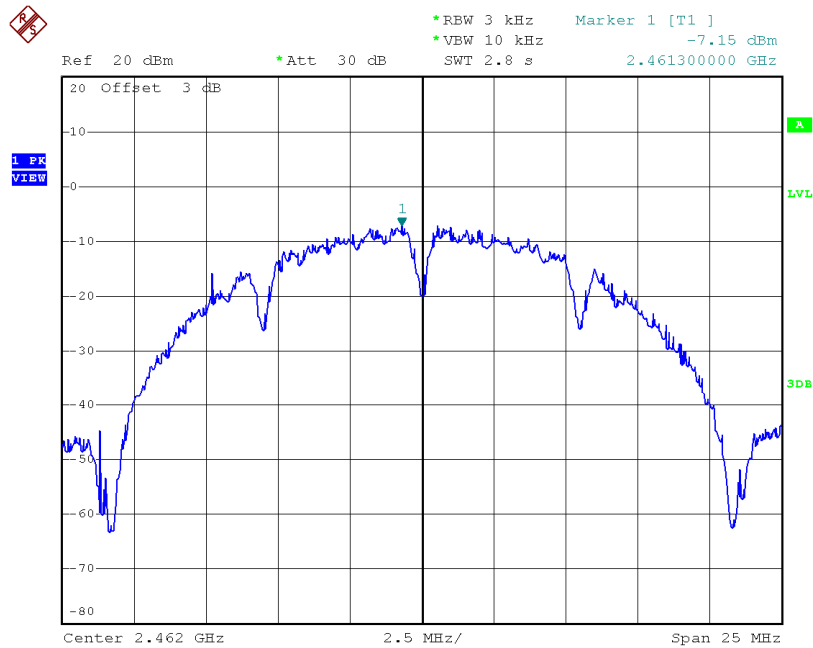
Date: 16.JAN.2015 14:41:19

TX CH06



Date: 16.JAN.2015 14:42:54

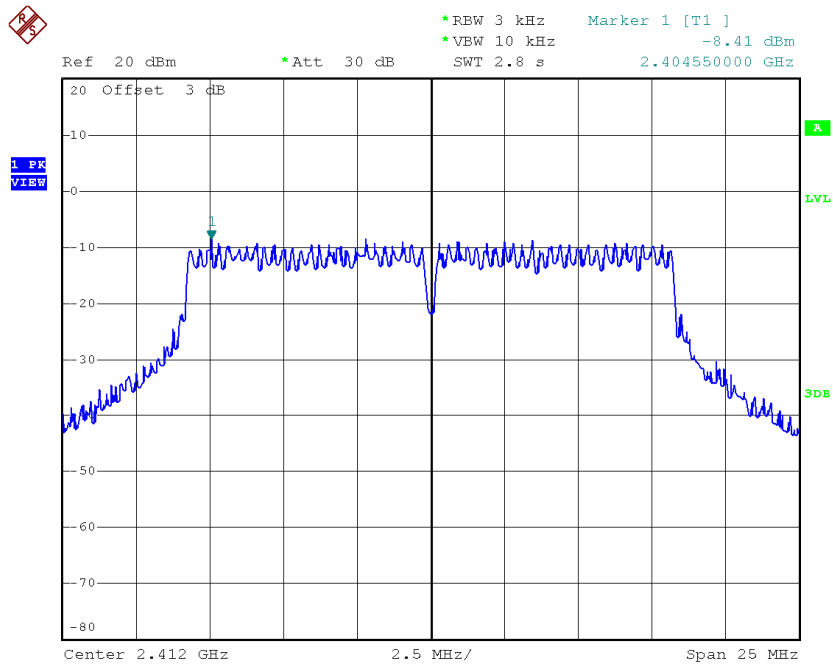
TX CH11



Date: 16.JAN.2015 14:44:50

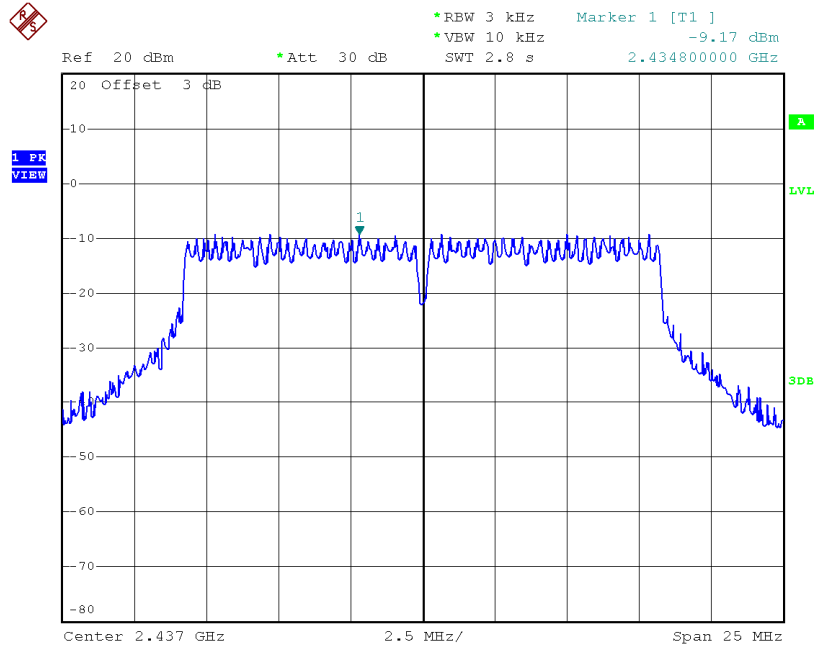
Test Mode :TX G Mode_CH01/06/11

Frequency (MHz)	Power Density (dBm/3kHz)	Power Density (mW/3kHz)	Max. Limit (dBm/3kHz)	Result
2412	-8.41	0.14	8.00	Complies
2437	-9.17	0.12	8.00	Complies
2462	-9.17	0.12	8.00	Complies

TX CH01

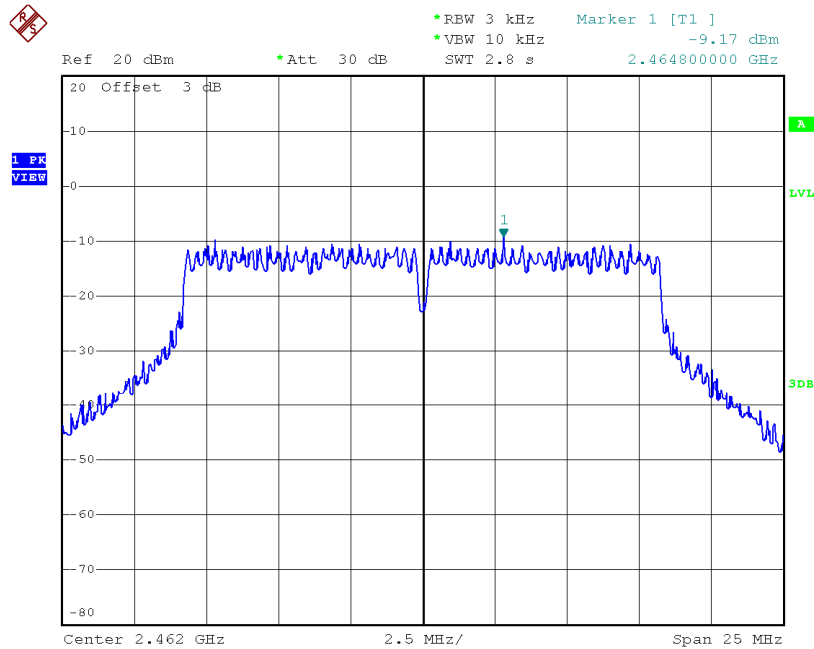
Date: 16.JAN.2015 14:45:55

TX CH06



Date: 16.JAN.2015 14:47:10

TX CH11

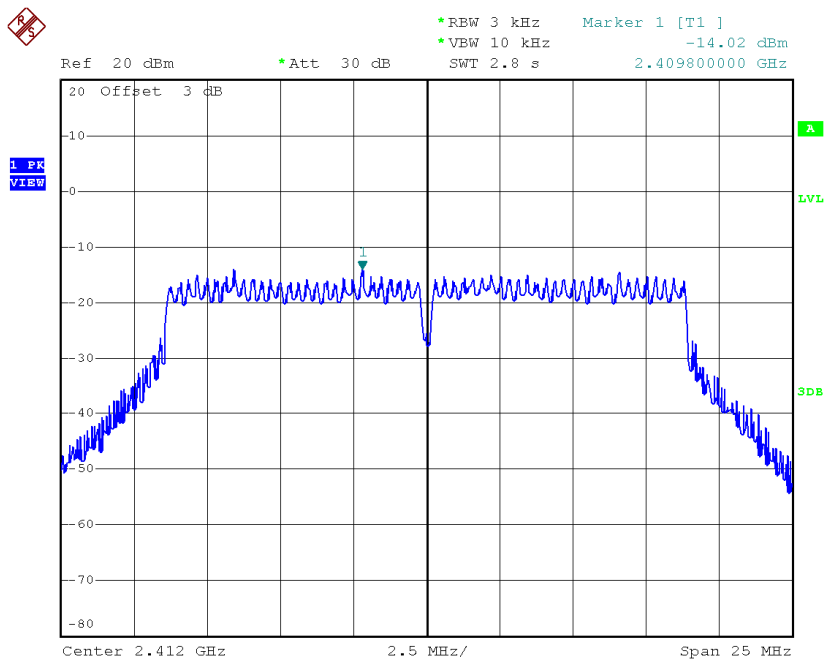


Date: 16.JAN.2015 14:48:27

Test Mode : TX N-20M Mode_CH01/06/11_ANT 1

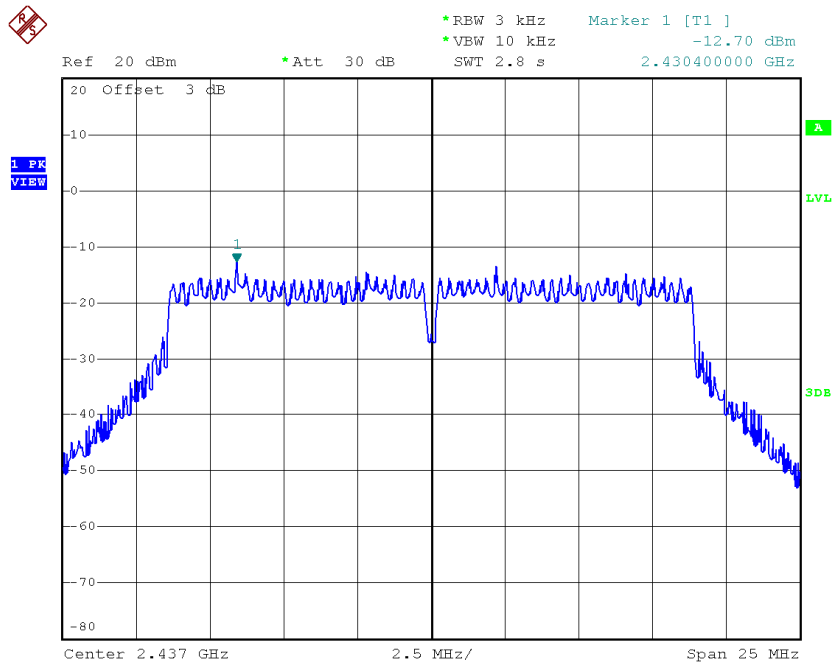
Frequency (MHz)	Power Density (dBm/3kHz)	Power Density (mW/3kHz)	Max. Limit (dBm/3kHz)	Result
2412	-14.02	0.04	8.00	Complies
2437	-12.70	0.05	8.00	Complies
2462	-12.63	0.05	8.00	Complies

TX CH01



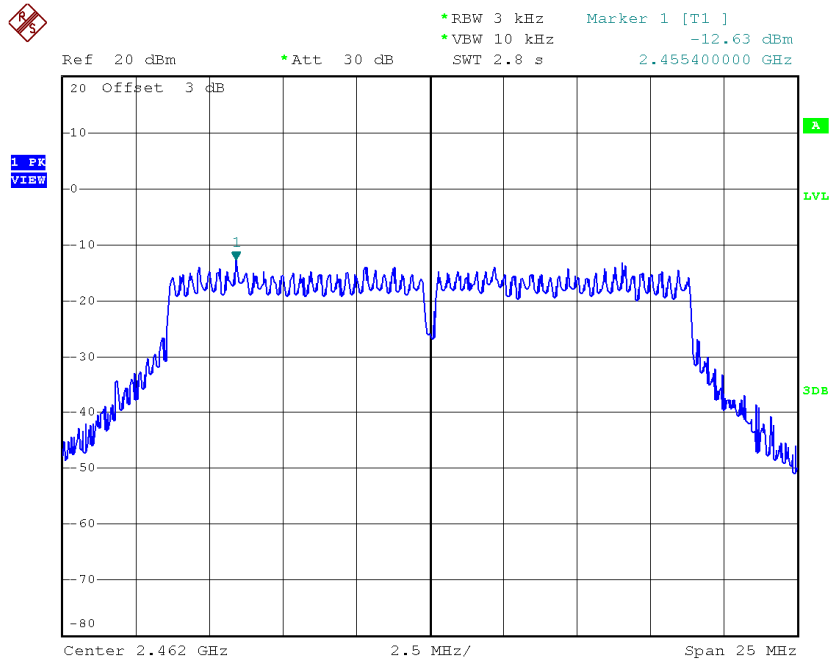
Date: 16.JAN.2015 14:52:27

TX CH06



Date: 16.JAN.2015 14:53:08

TX CH11

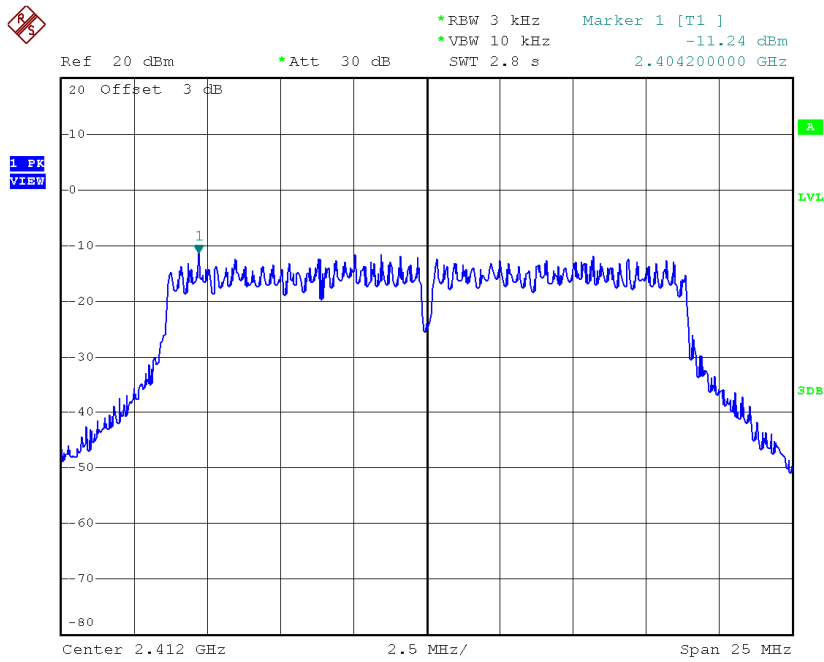


Date: 16.JAN.2015 14:54:33

Test Mode : TX N-20M Mode_CH01/06/11_ANT 2

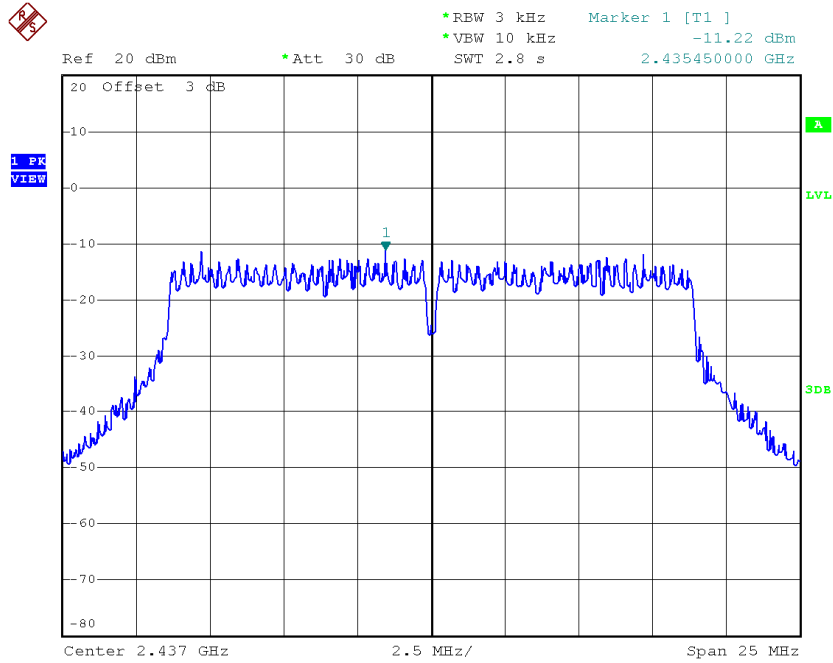
Frequency (MHz)	Power Density (dBm/3kHz)	Power Density (mW/3kHz)	Max. Limit (dBm/3kHz)	Result
2412	-11.24	0.08	8.00	Complies
2437	-11.22	0.08	8.00	Complies
2462	-12.91	0.05	8.00	Complies

TX CH01



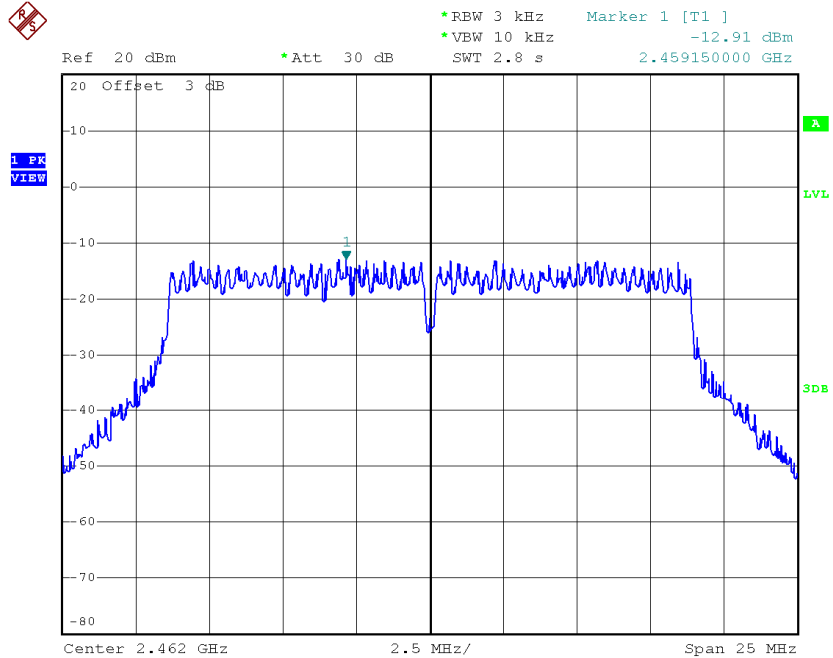
Date: 16.JAN.2015 15:08:38

TX CH06



Date: 16.JAN.2015 15:09:28

TX CH11



Date: 16.JAN.2015 15:10:28

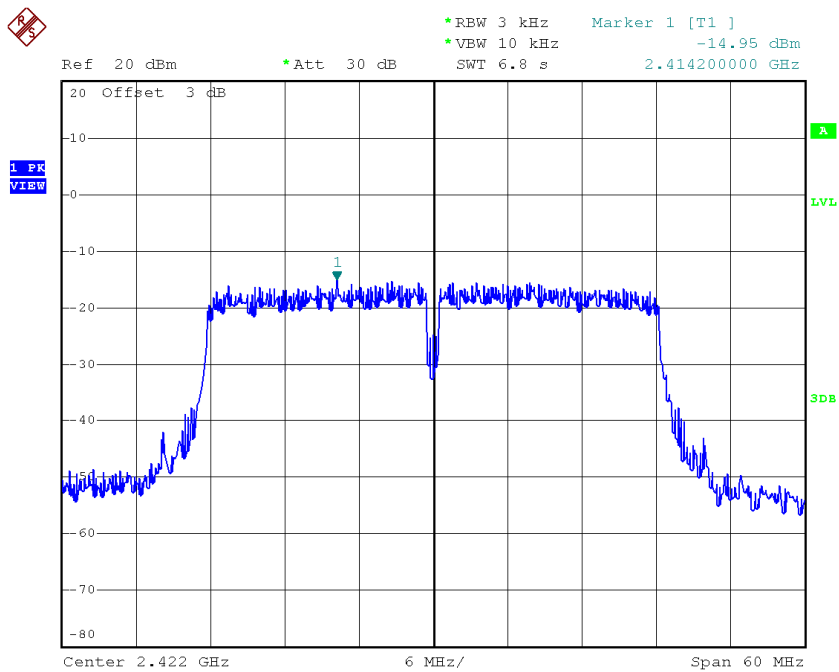
Test Mode : TX N-20M Mode_CH01/06/11_Total

Frequency (MHz)	Power Density (dBm/3kHz)	Power Density (mW/3kHz)	Max. Limit (dBm/3kHz)	Result
2412	-9.40	0.11	8.00	Complies
2437	-8.89	0.13	8.00	Complies
2462	-9.76	0.11	8.00	Complies

Test Mode : TX N-40M Mode_CH03/06/09_ANT 1

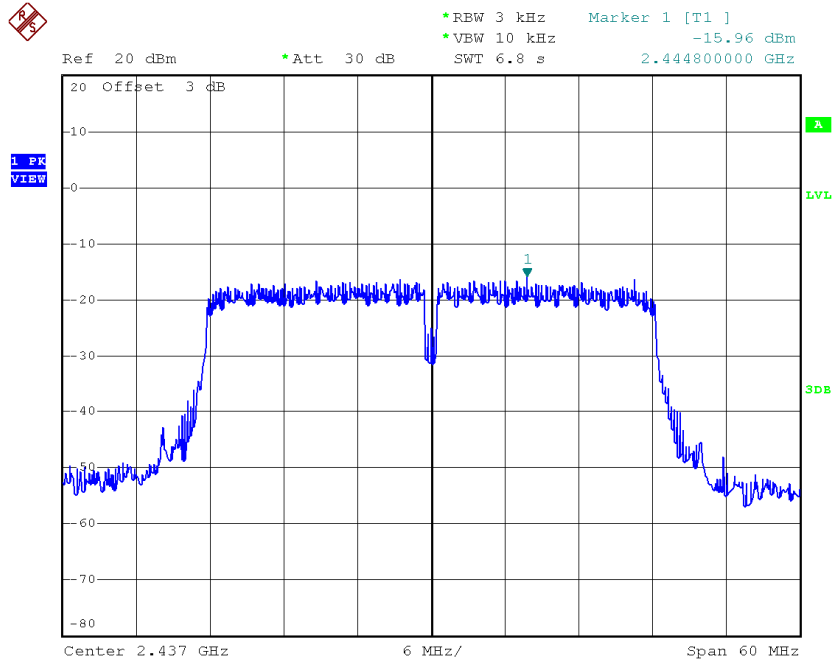
Frequency (MHz)	Power Density (dBm/3kHz)	Power Density (mW/3kHz)	Max. Limit (dBm/3kHz)	Result
2422	-14.95	0.03	8.00	Complies
2437	-15.96	0.03	8.00	Complies
2452	-15.64	0.03	8.00	Complies

TX CH03



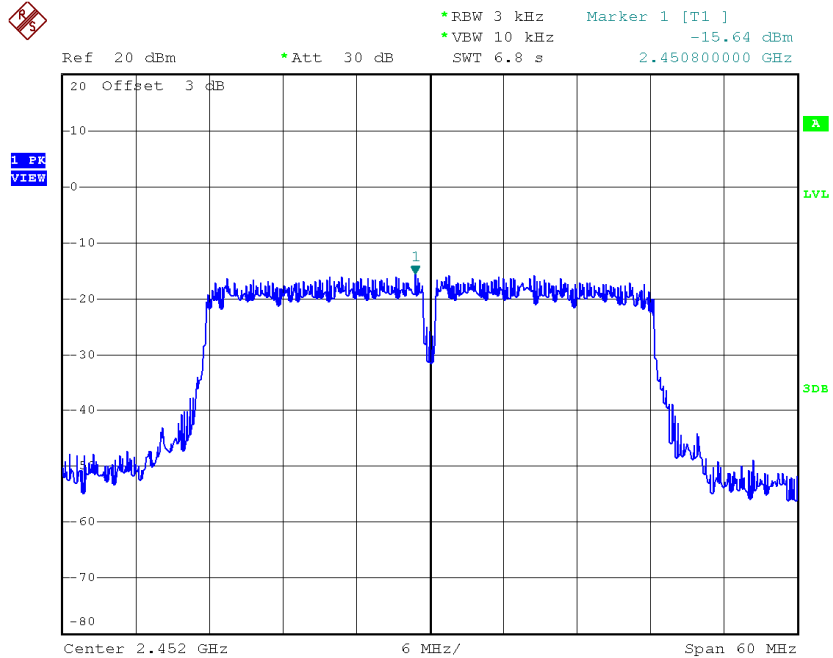
Date: 16.JAN.2015 14:56:09

TX CH06



Date: 16.JAN.2015 14:58:32

TX CH09

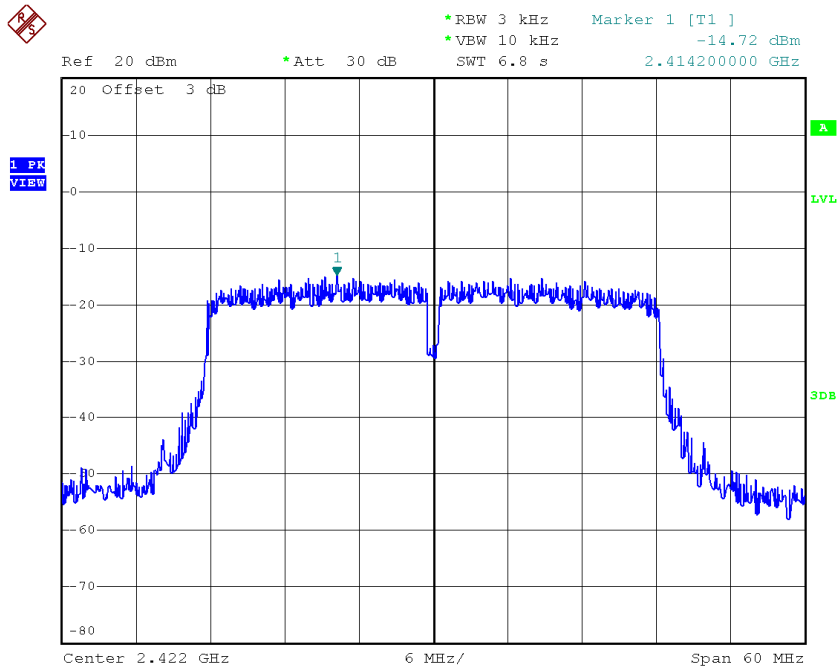


Date: 16.JAN.2015 15:00:36

Test Mode : TX N-40M Mode_CH03/06/09_ANT 2

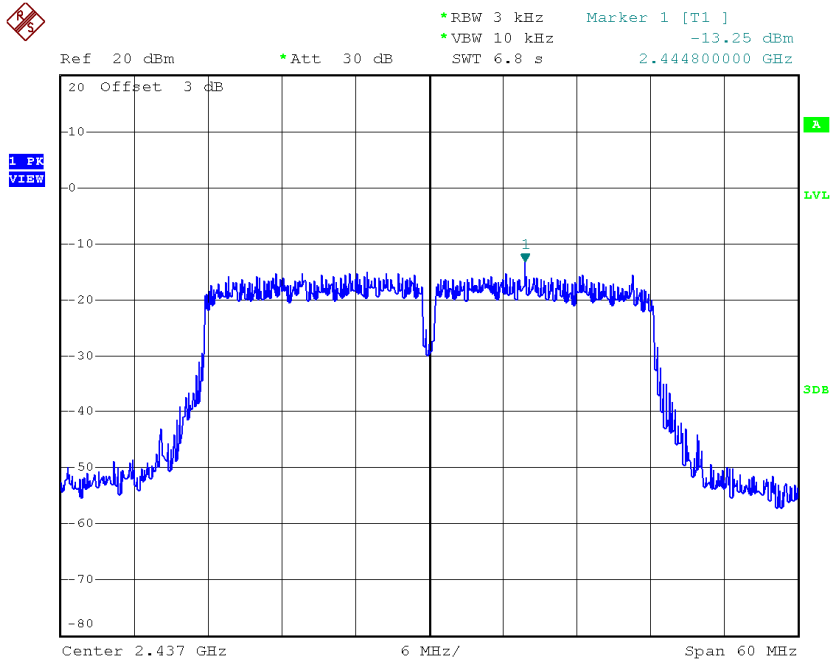
Frequency (MHz)	Power Density (dBm/3kHz)	Power Density (mW/3kHz)	Max. Limit (dBm/3kHz)	Result
2422	-14.72	0.03	8.00	Complies
2437	-13.25	0.05	8.00	Complies
2452	-13.91	0.04	8.00	Complies

TX CH03



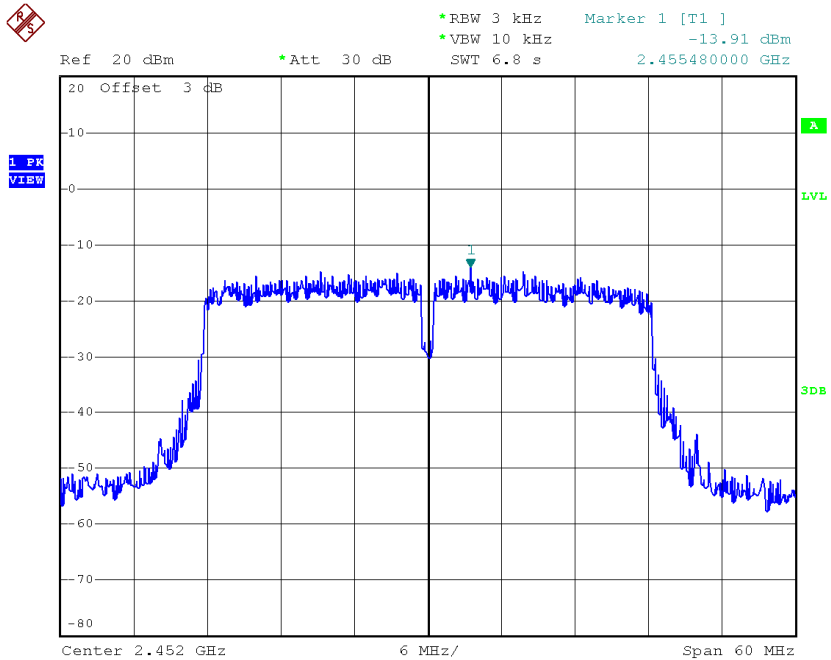
Date: 16.JAN.2015 15:11:51

TX CH06



Date: 16.JAN.2015 15:12:41

TX CH09



Date: 16.JAN.2015 15:14:45

Test Mode : TX N-40M Mode_CH03/06/09_Total

Frequency (MHz)	Power Density (dBm/3kHz)	Power Density (mW/3kHz)	Max. Limit (dBm/3kHz)	Result
2422	-11.82	0.07	8.00	Complies
2437	-11.39	0.07	8.00	Complies
2452	-11.68	0.07	8.00	Complies