
OET Bulletin 65 (MPE) Test Report

Report No.: AGC00589141207FH07

FCC ID : T4KAT888V
PRODUCT DESIGNATION : MOBILE RADIO
BRAND NAME : N/A
TEST MODEL : AT888, AT999, AT555, AT889, AT899, AT888V, AT899V, AT999V, AT555V, AT889V, AT899V
CLIENT : Qixiang Electron Science & Technology Co., Ltd.
DATE OF ISSUE : Dec.24, 2014
STANDARD(S) : OET Bulletin 65
REPORT VERSION : V1.0

Attestation of **Global Compliance (Shenzhen) Co., Ltd**

CAUTION: This report shall not be reproduced except in full without the written permission of the test laboratory and shall not be quoted out of context.



Report Revise Record

Report Version	Revise Time	Issued Date	Valid Version	Notes
V1.0	/	Dec.24, 2014	Valid	Original Report

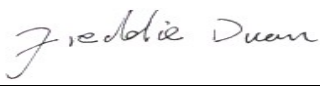
TABALE OF CONTENTS


TABALE OF CONTENTS	2
1. TEST RESULT CERTIFICATION.....	4
2. TECHNICAL INFORMATION.....	5
3. RF EXPOSURE MEASUREMENT.....	5
3.1 INTRODUCTION.....	6
3.2 FCC LIMITS FOR MAXIMUM PERMISSIBLE EXPOSURE (MPE).....	7
4. CLASSIFICATION OF THE ASSESSMENT METHODS	8
5. EUT OPERATION CONDITION	8
6. TEST RESULTS.....	9

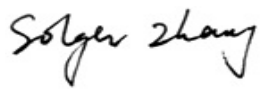
1. TEST RESULT CERTIFICATION

Applicant Name:	Qixiang Electron Science & Technology Co., Ltd.
Address:	Qixiang Building, Tangxi Industrial Zone, Luojiang District, Quanzhou, Fujian, China
Manufacturer Name:	Qixiang Electron Science & Technology Co., Ltd.
Address:	Qixiang Building, Tangxi Industrial Zone, Luojiang District, Quanzhou, Fujian, China
Product Designation:	MOBILE RADIO
Brand Name:	N/A
Test Model	AT888
Series Model	AT999, AT555, AT889, AT899, AT888V, AT899V, AT999V, AT555V, AT889V, AT899V
Difference description	All the same except for the model name.
Date of Test:	Dec.17, 2014 to Dec.23, 2014

We (AGC), Attestation of Global Compliance (Shenzhen) Co., Ltd. for compliance with the requirements set forth in the FCC Standard OET Bulletin 65 (Edition 97-01) Supplement C (Edition 01-01). The results of testing in this report apply to the product/system which was tested only.

Tested by 
 Freddie Duan Dec.24, 2014

Checked By 
 Kidd Yang Dec.24, 2014

Authorized By 
 Solger Zhang Dec.24, 2014

2. TECHNICAL INFORMATION

Note: the following data is based on the information by the applicant.

EUT DESCRIPTION

The EUT is a MOBILE RADIO designed for voice communication. It is designed by way of utilizing the FM modulation achieves the system operating.

A major technical description of EUT is described as following:

Operation Frequency	136MHz to 174MHz
Modulation	FM
Antenna Designation	Detachable Antenna
Output power Modification	60W
antenna connector	SMA
Antenna type	External antenna
Antenna gain	0dBi
Antenna connection cable length	2m
Power Supply	DC13.8V

3. RF EXPOSURE MEASUREMENT

3.1 INTRODUCTION

Human exposure to RF emissions from mobile devices (47 CFR §2.1091) may be evaluated based on the MPE limits adopted by the FCC for electric and magnetic field strength and/or power density, as appropriate, since exposures are assumed to occur at distances of 20 cm or more from persons.

The 1992 ANSI/IEEE standard (See Listed limit table) specifies a minimum separation distance of 20 cm for performing reliable field measurements to determine adherence to MPE limits.

If the minimum separation distance between a transmitter and nearby persons is more than 20 cm under normal operating conditions, compliance with MPE limits may be determined at such distance from the transmitter. When applicable, operation instructions and prominent warning labels may be used to alert the exposed persons to maintain a specified distance from the transmitter or to limit their exposure durations and usage conditions to ensure compliance.

3.2 FCC LIMITS FOR MAXIMUM PERMISSIBLE EXPOSURE (MPE)

LIMITS FOR OCCUPATIONAL / CONTROLLED EXPOSURE

Frequency Range (MHz)	E-field Strength (E) (V/m)	Magnetic Field Strength (H) (A/m)	Power Density (S) (mW/cm ²)	Averaging Time E ² , H ² or S (Minutes)
0.3 – 3.0	614	1.63	(100)*	6
3.0 -- 30	1842/f	4.89/f	(900/f ²)*	6
30 -- 300	61.4	0.163	1.0	6
300 -- 1500	--	--	f/300	6
1500 -- 100,000	--	--	5	6

*Note:

1. f= Frequency in MHz * Plane-wave Equivalent Power Density
2. The averaging time for General Population/Uncontrolled exposure to fixed transmitters is not applicable for mobile and portable transmitters. See 47 CFR §§2.1091 and 2.1093 on source-based time-averaging requirement for mobile and portable transmitters.

4. CLASSIFICATION OF THE ASSESSMENT METHODS

According to user manual, The antenna of the product, under normal use condition is at least 68.6cm away from the body of the user. Warning statement to the user for keeping at least 68.6cm separation distance and the prohibition of operating to a person has been printed on the user's manual. So, this product under normal use is located on electromagnetic far field between the human body.

$$S=PG/4\pi R^2$$

Where:

S=power density

P=power input to antenna

G=power gain of the antenna in the direction of interest relative to an isotropic radiator R=distance to the center of radiation of the antenna

5. EUT OPERATION CONDITION

Make the EUT to transmit at lowest, middle and highest channel individually.

6. TEST RESULTS

Note: report the worst result in this part

Antenna Gain=0dBi (Numeric 1.0), $\pi=3.141$, Duty cycle=50%

Frequency	Output Power	Output Power	Correct Power	Power Density	Power Density Limit	Result
MHz	dBm	mW	mW	mW/cm ²	mW/cm ²	Pass/Fail
155.000	47.71	59020	29510	0.998	1.0	Pass

Note: The output power is refer to AGC00589141207FE09.

Correct Power=Output Power*Duty cycle.

According to the user manual, the minimum separate distance which used for MPE calculate is 68.6cm.