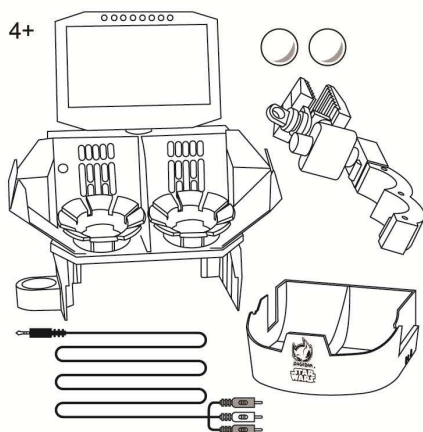




© 2012 LFL

Imperial Video Decoder



This set includes:
1 Imperial Decoder
1 Base
1 Track Clamp
1 RCA Cable
2 Star Wars® Dag Racers

IMPORTANT! ADULT SUPERVISION AND ASSISTANCE MAY BE REQUIRED ON ASSEMBLY

Unpacking your DaGeDar™ Star Wars® Imperial Video Decoder

Remove all contents from package and discard any rubber bands, wire ties or other packaging materials that are not part of the product.

- Please retain these instructions as they contain important information.
- Read all of the instructions before assembling your set.
- Some adult assembly is required.

Video Display System:

The video display system in the Imperial Video Decoder works with all Star Wars® Dag Racers. It reads the secret ID code inside each ball and displays video specific to that ball.

To see your Star Wars® Dag Racers on screen, place racers into the cradles on front of unit then press and hold the push button until the display turns on. The Video Decoder will play animated ball videos side by side on screen.

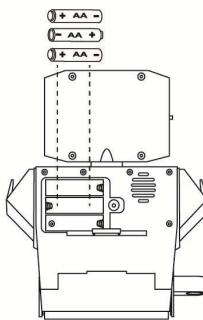
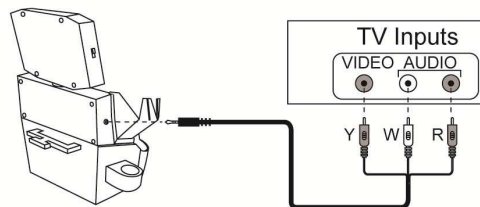
If the Decoder detects a special ball combination, it will display a bonus video! Not all Star Wars® Dag Racer combinations unlock bonus videos. Try your own combinations to see if you can find the special bonus videos.

After the video is done, the screen will power down and the decoder will go into low power sleep to save batteries.

Auxiliary TV output:

Use the TV output to display video on television instead of the LCD display. Connect one end of cable provided to TV output on side of Video Decoder and the other end to the Yellow, White and Red composite video inputs on your television.

Check the name or channel number of the composite video input on your television, as this will help when you go to select proper input channel.



Changing the Batteries

Adult supervision is required.

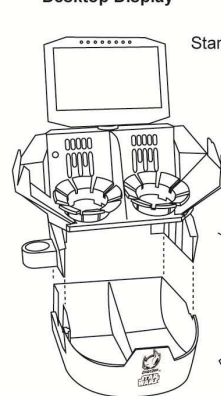
- Unscrew the battery hatch on the bottom of the Imperial Video Decoder.
- Install three AA batteries matching the polarity shown inside the battery compartments. Be sure the batteries are firmly seated.
- Replace the hatches and screw snug.

Requires 3 AA Batteries Not Included

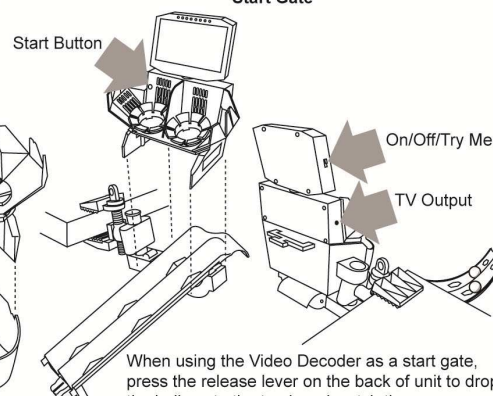
DaGeDar™ Star Wars® sets are made to work with DaGeDar™ Star Wars® balls. For more information on DaGeDar™ Star Wars® balls and accessories please go to: www.dagedar.com/starwars

The Imperial Video Decoder can be used as a standalone desktop display using ball tray provided or as a start gate by attaching to any two lane Dagedar Star Wars® track (sold separately).

Desktop Display



Start Gate



When using the Video Decoder as a start gate, press the release lever on the back of unit to drop the balls onto the track and watch them race.
Batteries not included

BATTERY INFORMATION

- Always replace used batteries with fresh alkaline batteries. Only batteries of the same or equivalent type as recommended are to be used.
- Batteries are to be inserted with the correct polarity.
- Do not mix old batteries with new, do not mix alkaline with standard carbon zinc or rechargeable nickel cadmium batteries.
- Non-rechargeable batteries are not to be recharged.
- Rechargeable batteries are to be removed from the toy before being charged. Rechargeable batteries are only to be charged under adult supervision.
- Exhausted batteries are to be removed from the toy.
- The supply terminals are not to be short-circuited.

CAUTION • Do not dispose of batteries in fire.
• Discard old batteries in accordance with local regulation.
• Do not store loose batteries.

Claim: This device complies with Part 15 of the FCC Rules. Operation is subject to the following two conditions:
(1) This device may not cause harmful interference, and
(2) this device must accept any interference received, including interference that may cause undesired operation.

Caution: changes or modifications not expressly approved by the party responsible for compliance could void the user's authority to operate the equipment.
NOTE: This equipment has been tested and found to comply with the limits for a Class B digital device, pursuant to Part 15 of the FCC Rules. These limits are designed to provide reasonable protection against harmful interference in a residential installation. This equipment generates, uses and can radiate radio frequency energy and, if not installed and used in accordance with the instructions, may cause harmful interference to radio communications. However, there is no guarantee that interference will not occur in a particular installation. If this equipment does cause harmful interference to radio or television reception, which can be determined by turning the equipment off and on, the user is encouraged to try to correct the interference by one or more of the following measures:

- Reorient or relocate the receiving antenna.
- Increase the separation between the equipment and receiver.
- Connect the equipment into an outlet on a circuit different from that to which the receiver is connected.
- Consult the dealer or an experienced radio/TV technician for help.

This Class B digital apparatus complies with Canadian ICES-003.

www.dagedar.com/starwars

For Questions and Comments please call: 1 800 225 9319



©2012 Cepia LLC.
121 Hunter Ave.
St. Louis Missouri 63124
Made in China

WARNING:
CHOKING HAZARD - This toy contains a small ball and small parts. Not for children under 3 yrs.



Complies with
Toy Safety
Standard
ASTM F963

Please Recycle

WARNING:

All rubber bands and wire ties, as well as tags, are not parts of this toy and should be discarded for your child's safety. Colors and contents may vary from those shown on the package.

Printed in China
U.S. and Foreign patents pending

REV 1128021277010