



## Annex A Test Setup Photos



Test setup semi anechoic chamber

**Annex A Test Setup Photos**




Test setup semi anechoic chamber (1 MHz to 30 MHz)

## Annex A Test Setup Photos




Test setup semi anechoic chamber (30 MHz to 1 GHz)

**Annex A Test Setup Photos**




Test setup fully anechoic chamber

**Annex A Test Setup Photos**




Test setup fully anechoic chamber (1 GHz to 26.5 GHz)

**Annex A Test Setup Photos**




Test setup semi anechoic chamber (26.5 GHz to 40 GHz)

## Annex A Test Setup Photos



Test setup semi anechoic chamber (40 GHz to 60 GHz)

**Annex A Test Setup Photos**



Test setup shielded chamber



**Annex A Test Setup Photos**



Used AC/DC adaptor for conducted emissions on power supply line