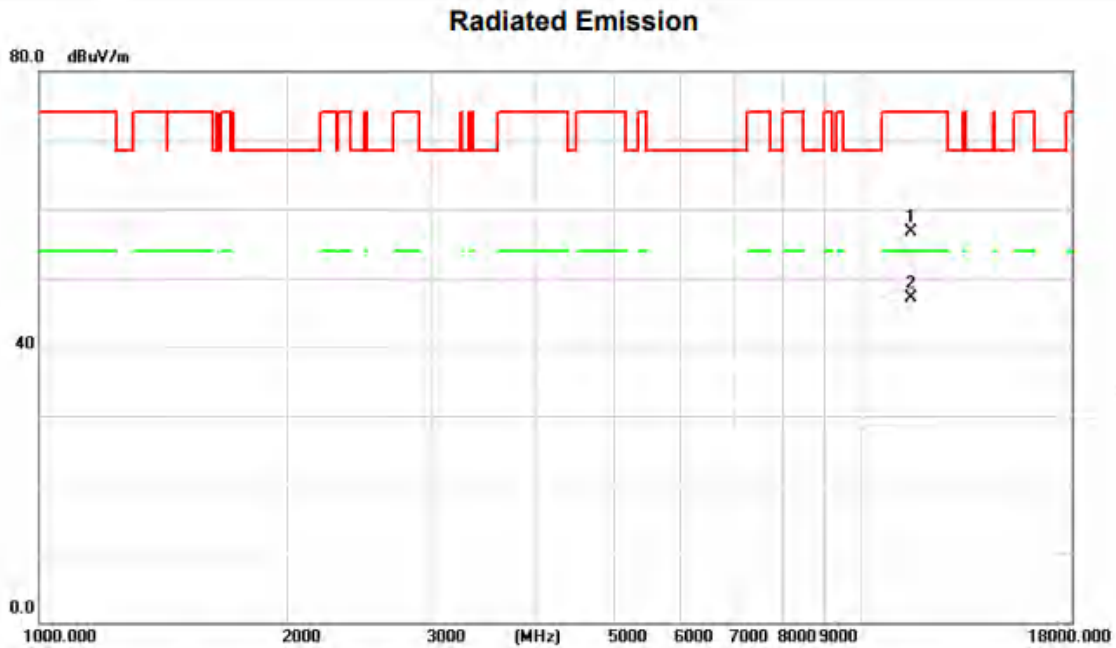


Test Mode	UNII-3_TX N(HT20) Mode 5745 MHz	Polarization	Horizontal
-----------	---------------------------------	--------------	------------

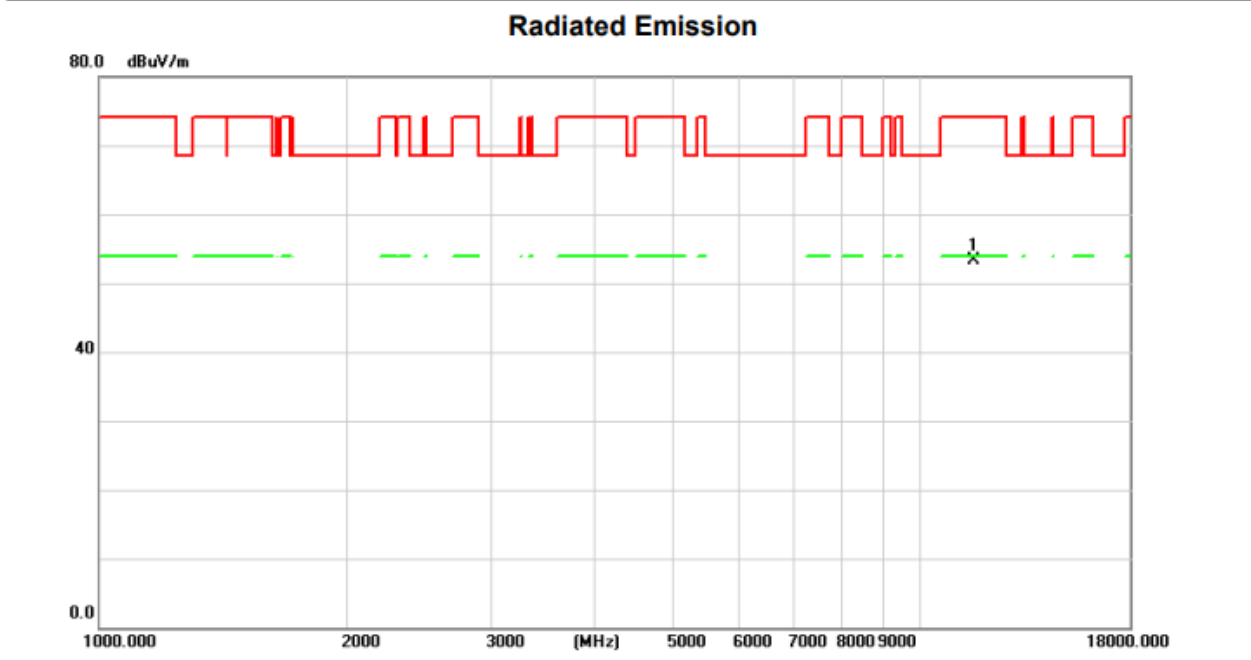


No.	Mk.	Freq.	Reading Level	Correct Factor	Measurement	Limit	Over	Antenna Height	Table Degree	
		MHz	dBuV	dB/m	dBuV/m	dBuV/m	dB	cm	degree	Comment
1		11490.000	46.86	9.78	56.64	74.00	-17.36	peak		
2	*	11490.000	37.37	9.78	47.15	54.00	-6.85	AVG		

REMARKS:

- (1) Measurement Value = Reading Level + Correct Factor.
- (2) Margin Level = Measurement Value - Limit Value.

Test Mode	UNII-3_TX N(HT20) Mode 5785 MHz	Polarization	Vertical
-----------	---------------------------------	--------------	----------

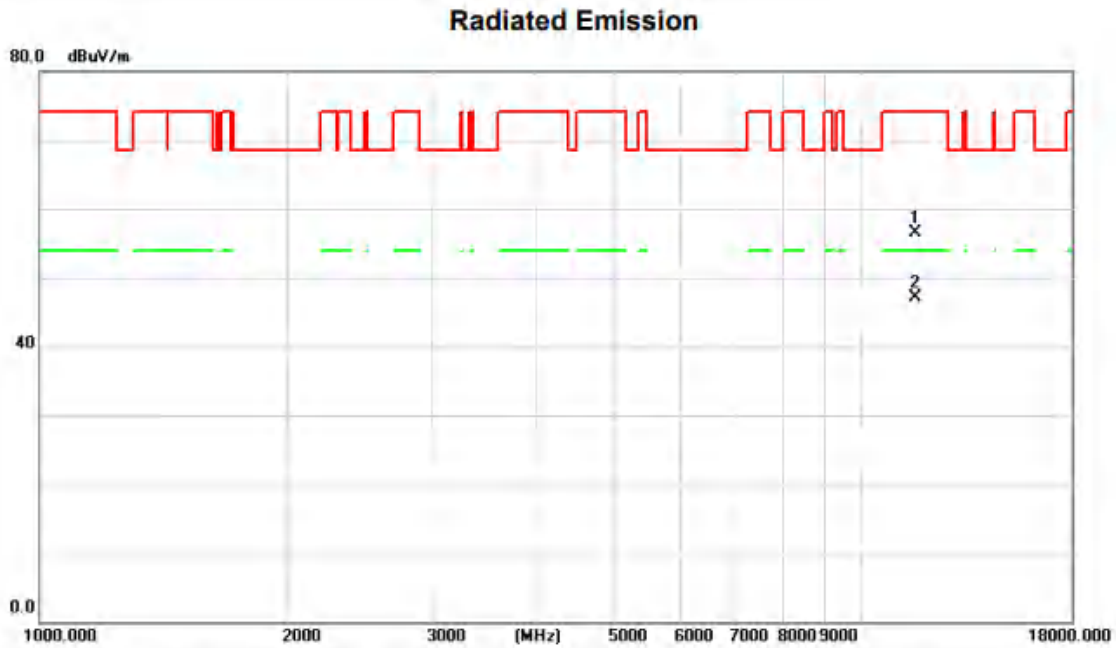


No.	Mk.	Freq.	Reading Level	Correct Factor	Measurement	Limit	Over	Antenna Height	Table Degree	
		MHz	dBuV	dB/m	dBuV/m	dBuV/m	dB	cm	degree	Comment
1	*	11570.000	43.24	10.01	53.25	74.00	-20.75			peak

REMARKS:

- (1) Measurement Value = Reading Level + Correct Factor.
- (2) Margin Level = Measurement Value - Limit Value.

Test Mode	UNII-3_TX N(HT20) Mode 5785 MHz	Polarization	Horizontal
-----------	---------------------------------	--------------	------------

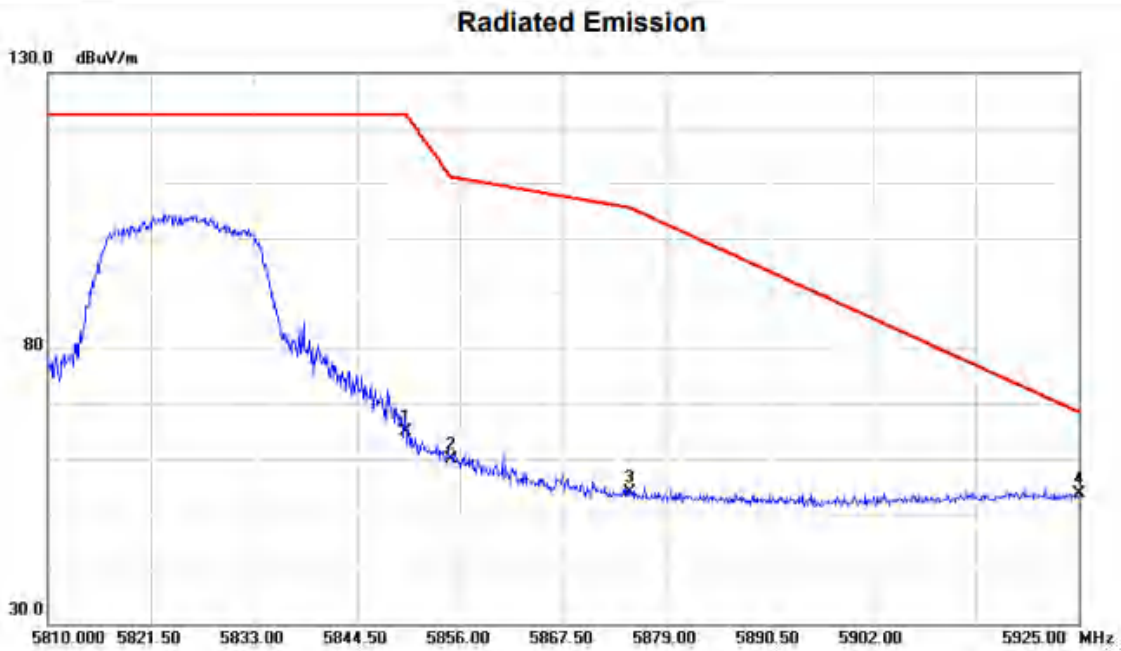


No.	Mk.	Freq.	Reading Level	Correct Factor	Measurement	Limit	Over	Antenna Height	Table Degree	
		MHz	dBuV	dB/m	dBuV/m	dBuV/m	dB	cm	degree	Comment
1		11570.000	46.56	10.01	56.57	74.00	-17.43			peak
2 *		11570.000	37.13	10.01	47.14	54.00	-6.86			AVG

REMARKS:

- (1) Measurement Value = Reading Level + Correct Factor.
- (2) Margin Level = Measurement Value - Limit Value.

Test Mode	UNII-3_TX N(HT20) Mode 5825 MHz	Polarization	Vertical
-----------	---------------------------------	--------------	----------

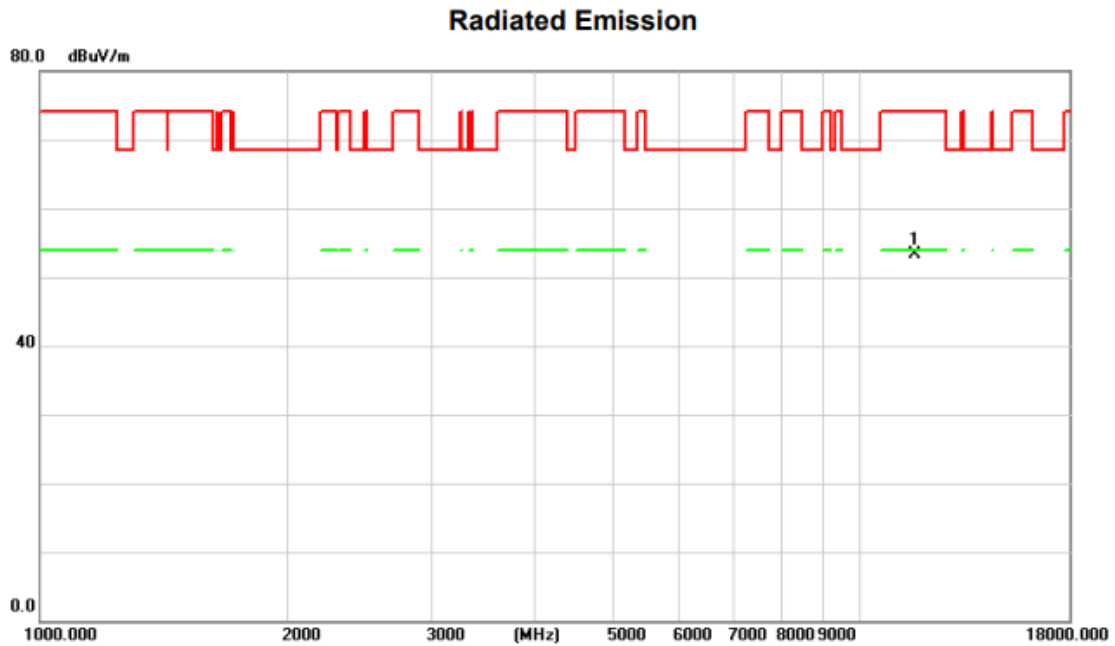


No.	Mk.	Freq.	Reading Level	Correct Factor	Measurement	Limit	Over	Antenna Height	Table Degree
		MHz	dBuV	dB/m	dBuV/m	dBuV/m	dB	cm	degree
1		5850.000	66.84	-2.07	64.77	122.20	-57.43	peak	
2		5855.000	61.84	-2.04	59.80	110.80	-51.00	peak	
3		5875.000	55.72	-1.91	53.81	105.20	-51.39	peak	
4	*	5925.000	55.18	-1.59	53.59	68.20	-14.61	peak	

REMARKS:

- (1) Measurement Value = Reading Level + Correct Factor.
- (2) Margin Level = Measurement Value - Limit Value.

Test Mode	UNII-3_TX N(HT20) Mode 5825 MHz	Polarization	Vertical
-----------	---------------------------------	--------------	----------

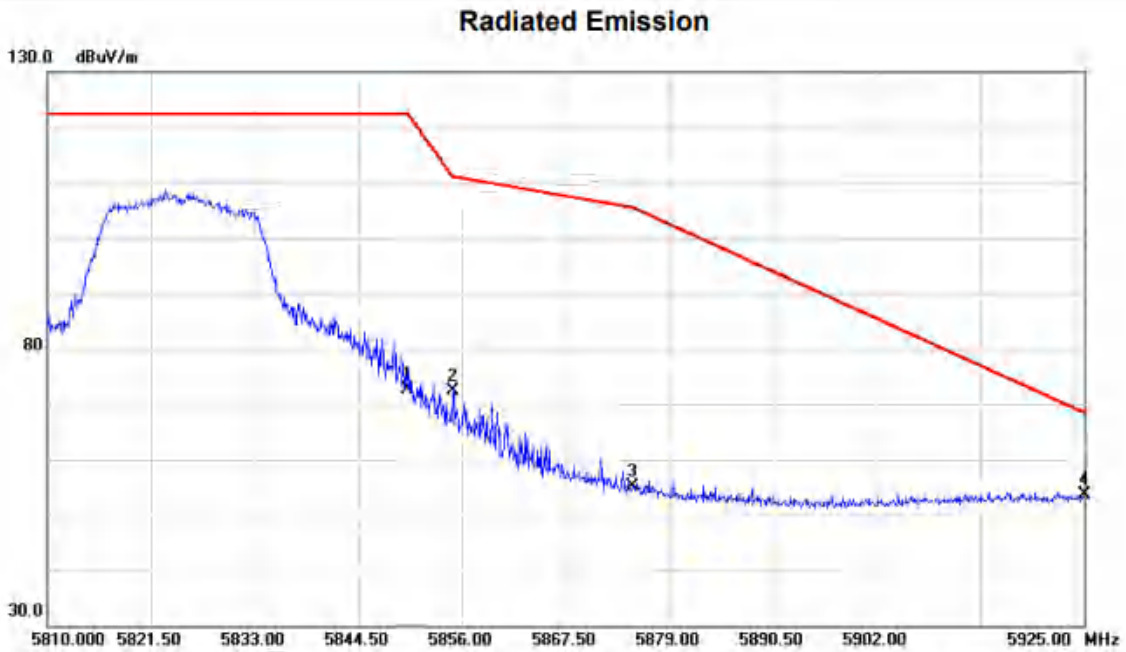


No.	Mk.	Freq.	Reading Level	Correct Factor	Measurement	Limit	Over	Antenna Height	Table Degree	
		MHz	dBuV	dB/m	dBuV/m	dBuV/m	dB	cm	degree	Comment
1	*	11650.000	43.07	10.24	53.31	74.00	-20.69	peak		

REMARKS:

- (1) Measurement Value = Reading Level + Correct Factor.
- (2) Margin Level = Measurement Value - Limit Value.

Test Mode	UNII-3_TX N(HT20) Mode 5825 MHz	Polarization	Horizontal
-----------	---------------------------------	--------------	------------

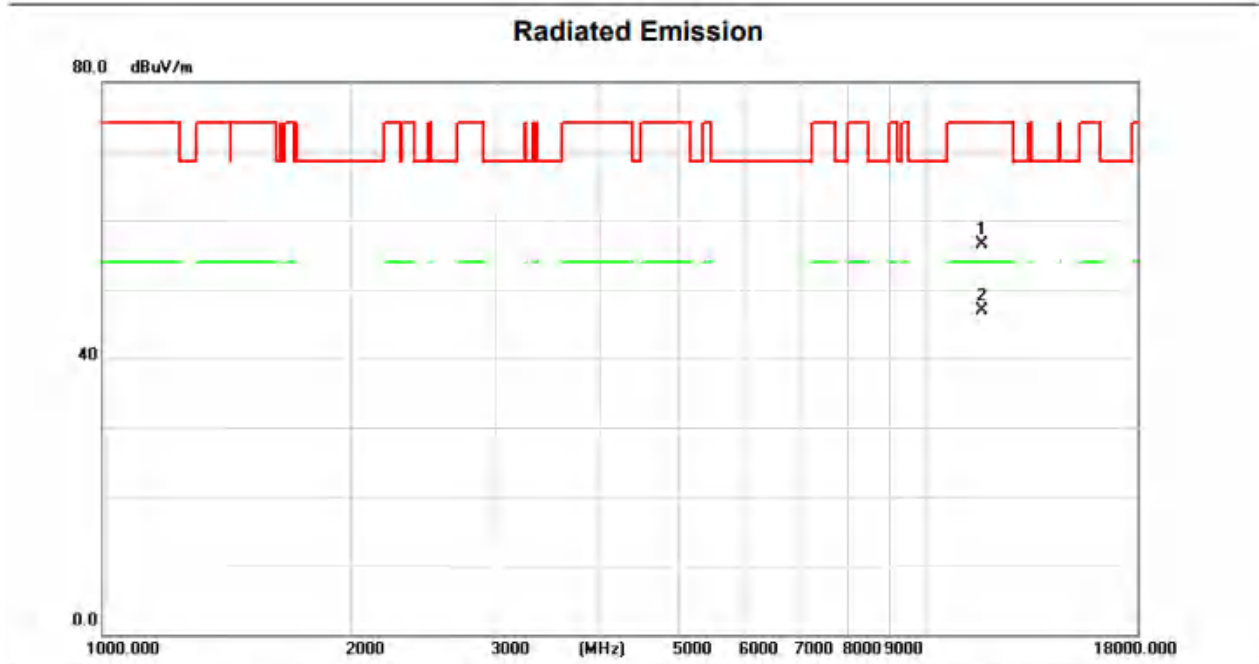


No.	Mk.	Freq.	Reading Level	Correct Factor	Measurement	Limit	Over	Antenna Height	Table Degree	
		MHz	dBuV	dB/m	dBuV/m	dBuV/m	dB	cm	degree	Comment
1		5850.000	74.76	-2.07	72.69	122.20	-49.51			peak
2		5855.000	74.51	-2.04	72.47	110.80	-38.33			peak
3		5875.000	57.08	-1.91	55.17	105.20	-50.03			peak
4	*	5925.000	55.20	-1.59	53.61	68.20	-14.59			peak

REMARKS:

- (1) Measurement Value = Reading Level + Correct Factor.
- (2) Margin Level = Measurement Value - Limit Value.

Test Mode	UNII-3_TX N(HT20) Mode 5825 MHz	Polarization	Horizontal
-----------	---------------------------------	--------------	------------

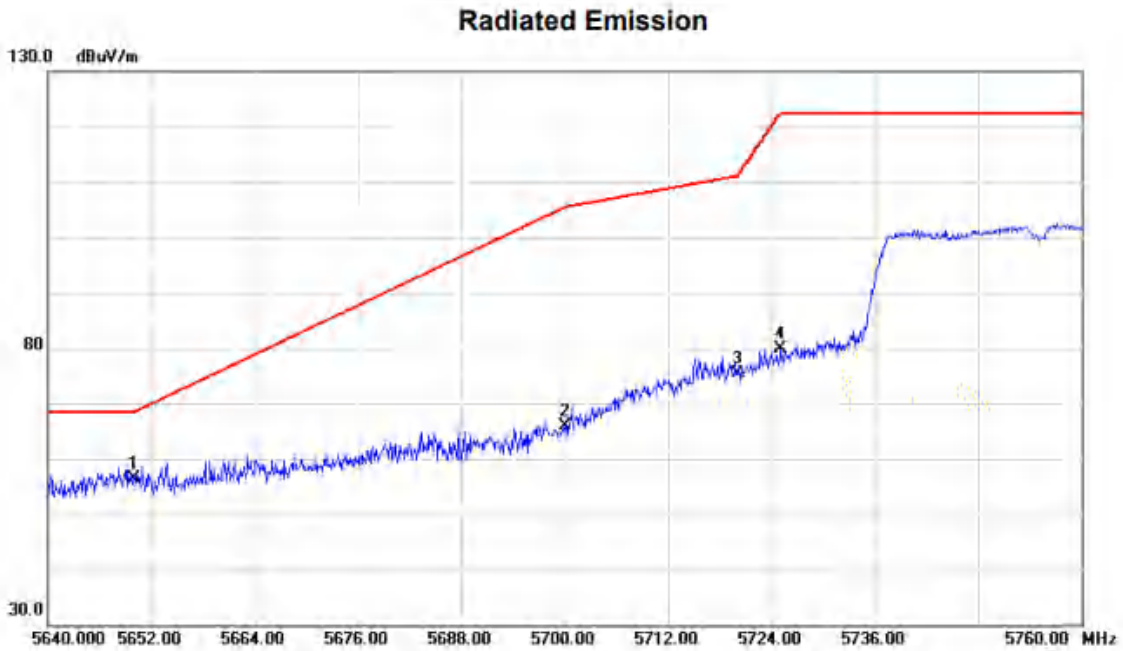


No.	Mk.	Freq.	Reading Level	Correct Factor	Measurement	Limit	Over	Antenna Height	Table Degree	
		MHz	dBuV	dB/m	dBuV/m	dBuV/m	dB	cm	degree	Comment
1		11650.000	46.35	10.24	56.59	74.00	-17.41			peak
2 *		11650.000	36.65	10.24	46.89	54.00	-7.11			AVG

REMARKS:

- (1) Measurement Value = Reading Level + Correct Factor.
- (2) Margin Level = Measurement Value - Limit Value.

Test Mode	UNII-3_TX N(HT40) Mode 5755 MHz	Polarization	Vertical
-----------	---------------------------------	--------------	----------

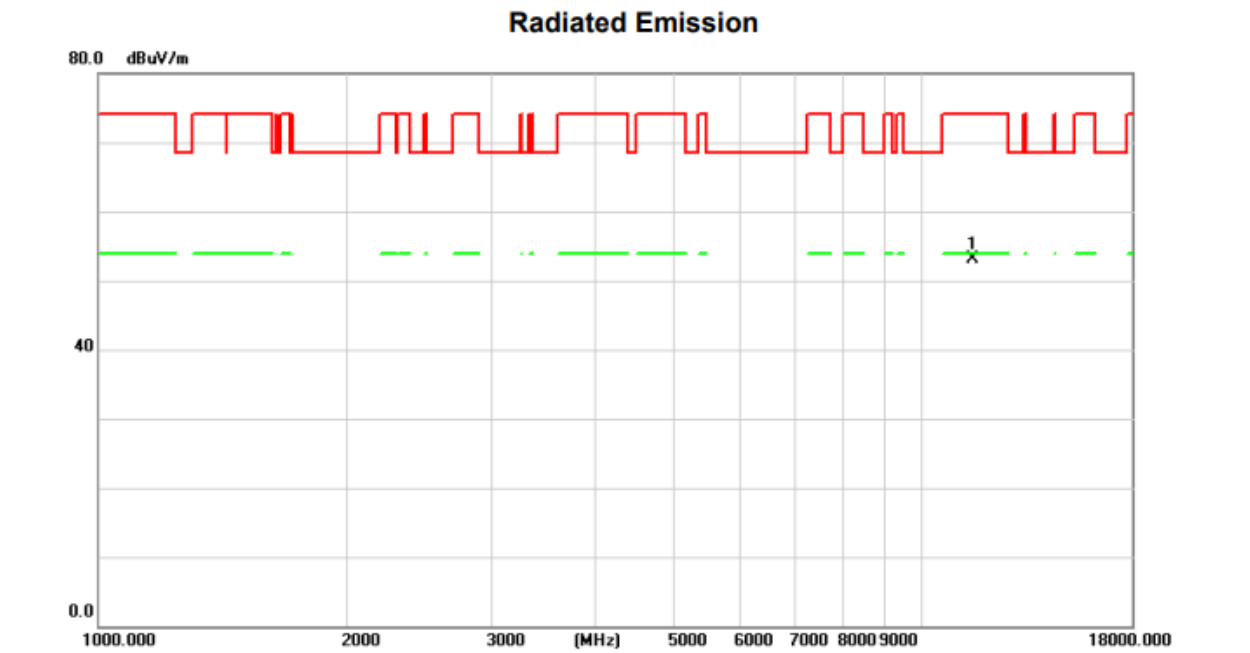


No.	Mk.	Freq. MHz	Reading Level dBuV	Correct Factor dB/m	Measure- ment dBuV/m	Limit dBuV/m	Over dB	Detector	Antenna Height cm	Table Degree	Comment
1	*	5650.000	58.48	-2.09	56.39	68.20	-11.81	peak			
2		5700.000	67.99	-2.19	65.80	105.20	-39.40	peak			
3		5720.000	77.69	-2.23	75.46	110.80	-35.34	peak			
4		5725.000	82.18	-2.24	79.94	122.20	-42.26	peak			

REMARKS:

- (1) Measurement Value = Reading Level + Correct Factor.
- (2) Margin Level = Measurement Value - Limit Value.

Test Mode	UNII-3_TX N(HT40) Mode 5755 MHz	Polarization	Vertical
-----------	---------------------------------	--------------	----------

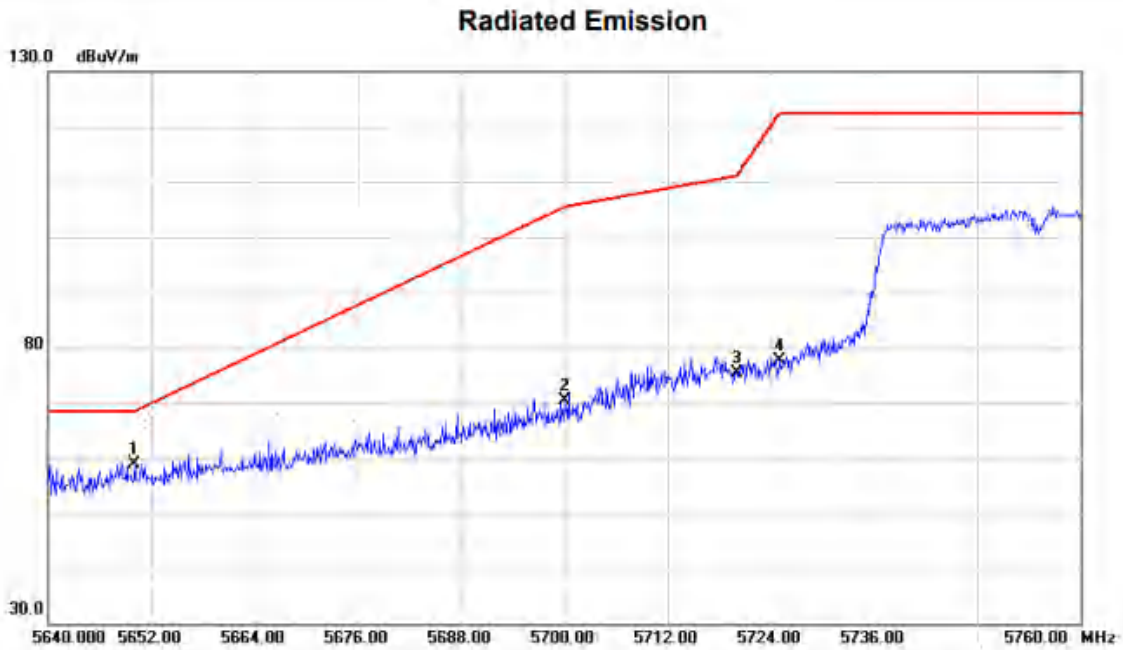


No.	Mk.	Freq.	Reading Level	Correct Factor	Measurement	Limit	Over	Antenna Height	Table Degree
		MHz	dBuV	dB/m	dBuV/m	dBuV/m	dB	cm	degree
1	*	11510.000	43.19	9.83	53.02	74.00	-20.98	peak	

REMARKS:

- (1) Measurement Value = Reading Level + Correct Factor.
- (2) Margin Level = Measurement Value - Limit Value.

Test Mode	UNII-3_TX N(HT40) Mode 5755 MHz	Polarization	Horizontal
-----------	---------------------------------	--------------	------------

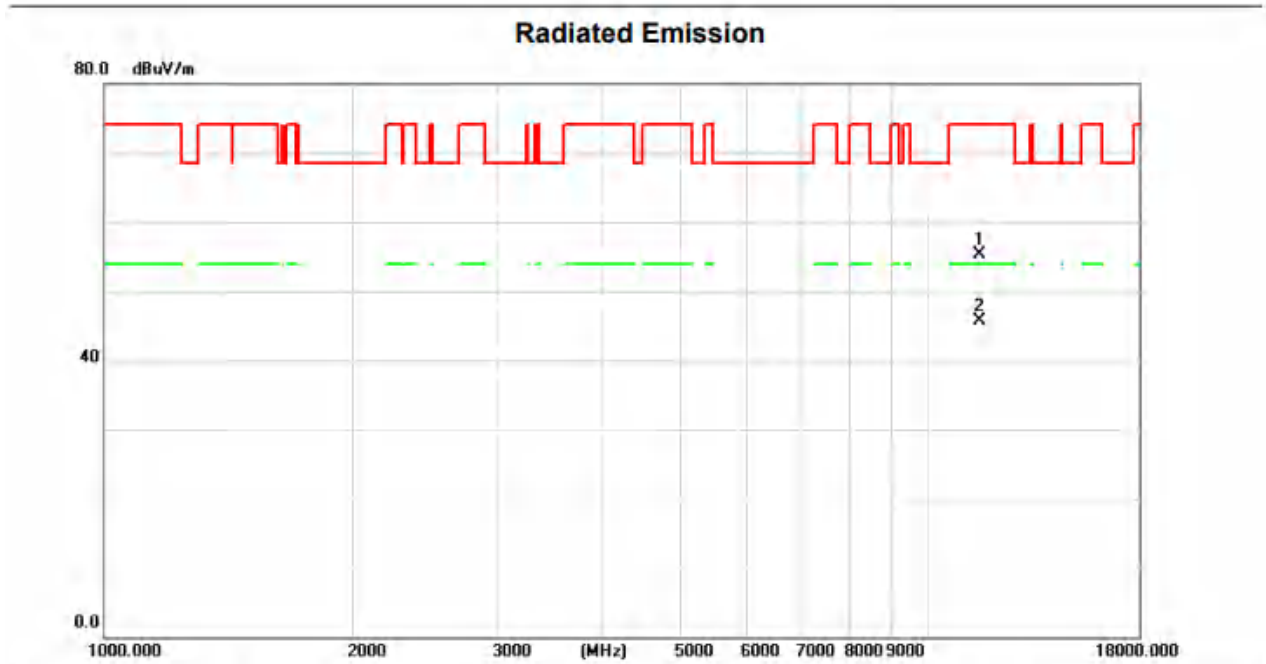


No.	Mk.	Freq.	Reading Level	Correct Factor	Measurement	Limit	Over	Antenna Height	Table Degree	
		MHz	dBuV	dB/m	dBuV/m	dBuV/m	dB	cm	degree	Comment
1	*	5650.000	61.00	-2.09	58.91	68.20	-9.29			peak
2		5700.000	72.49	-2.19	70.30	105.20	-34.90			peak
3		5720.000	77.61	-2.23	75.38	110.80	-35.42			peak
4		5725.000	79.90	-2.24	77.66	122.20	-44.54			peak

REMARKS:

- (1) Measurement Value = Reading Level + Correct Factor.
- (2) Margin Level = Measurement Value - Limit Value.

Test Mode	UNII-3_TX N(HT40) Mode 5755 MHz	Polarization	Horizontal
-----------	---------------------------------	--------------	------------

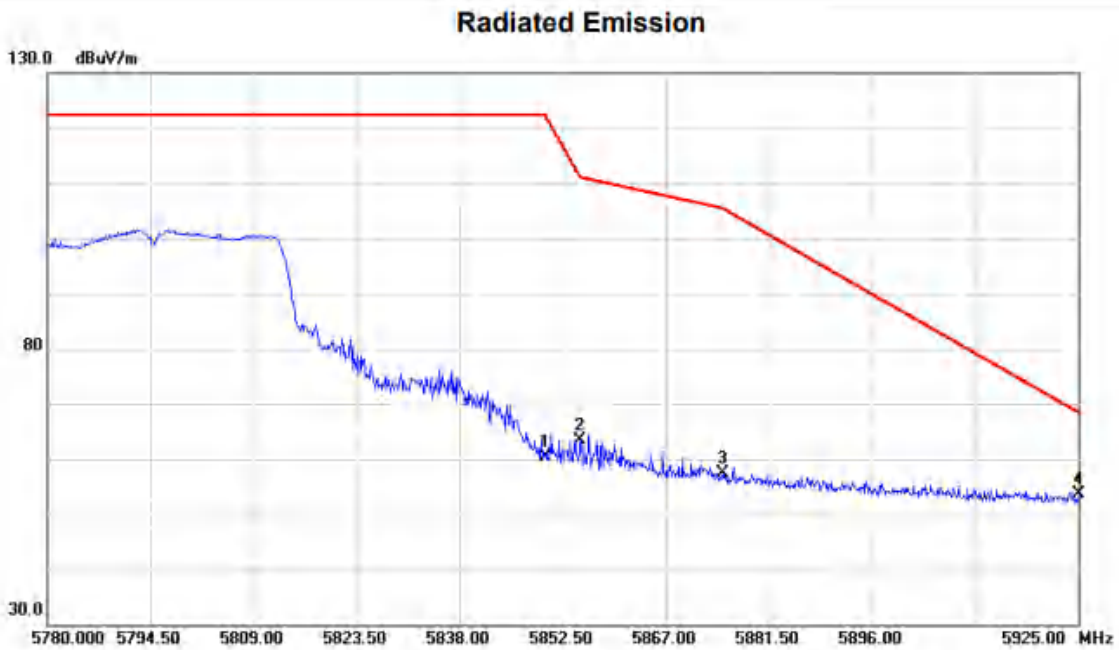


No.	Mk.	Freq.	Reading Level	Correct Factor	Measurement	Limit	Over	Antenna Height	Table Degree	Comment.
		MHz	dBuV	dB/m	dBuV/m	dBuV/m	dB	cm	degree	
1		11510.000	45.57	9.83	55.40	74.00	-18.60	peak		
2 *		11510.000	35.86	9.83	45.69	54.00	-8.31	AVG		

REMARKS:

- (1) Measurement Value = Reading Level + Correct Factor.
- (2) Margin Level = Measurement Value - Limit Value.

Test Mode	UNII-3_TX N(HT4) Mode 5795 MHz	Polarization	Vertical
-----------	--------------------------------	--------------	----------

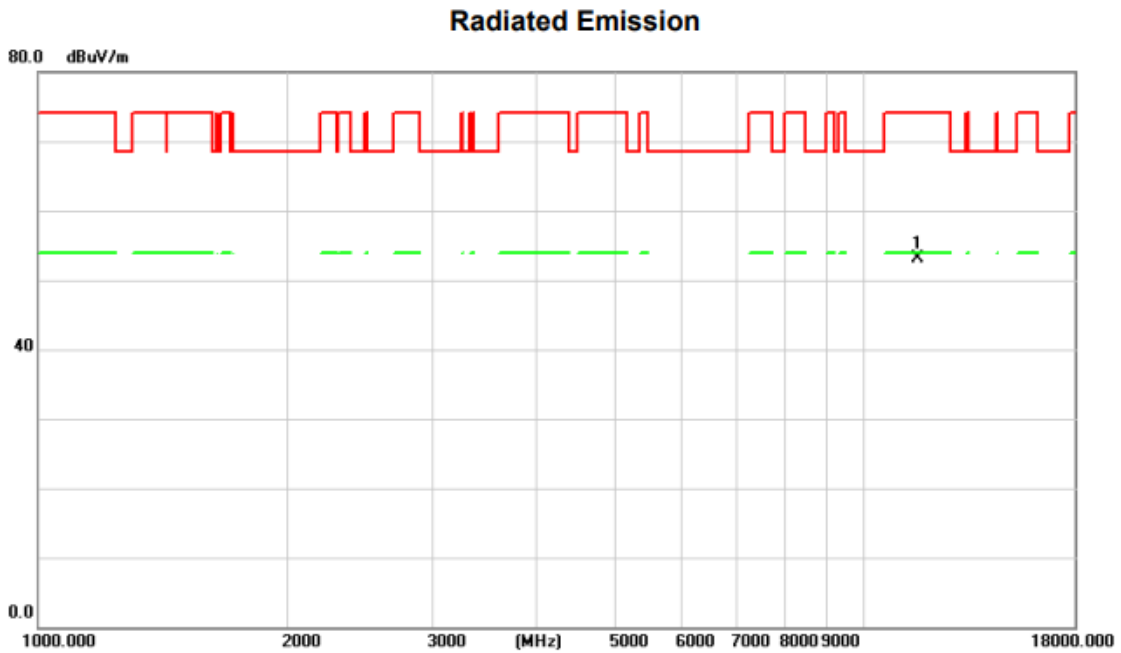


No.	Mk.	Freq.	Reading Level	Correct Factor	Measurement	Limit	Over	Antenna Height	Table Degree	
		MHz	dBuV	dB/m	dBuV/m	dBuV/m	dB	cm	degree	Comment
1		5850.000	62.48	-2.07	60.41	122.20	-61.79			peak
2		5855.000	65.53	-2.04	63.49	110.80	-47.31			peak
3		5875.000	59.29	-1.91	57.38	105.20	-47.82			peak
4	*	5925.000	55.13	-1.59	53.54	68.20	-14.66			peak

REMARKS:

- (1) Measurement Value = Reading Level + Correct Factor.
- (2) Margin Level = Measurement Value - Limit Value.

Test Mode	UNII-3_TX N(HT40) Mode 5795 MHz	Polarization	Vertical
-----------	---------------------------------	--------------	----------

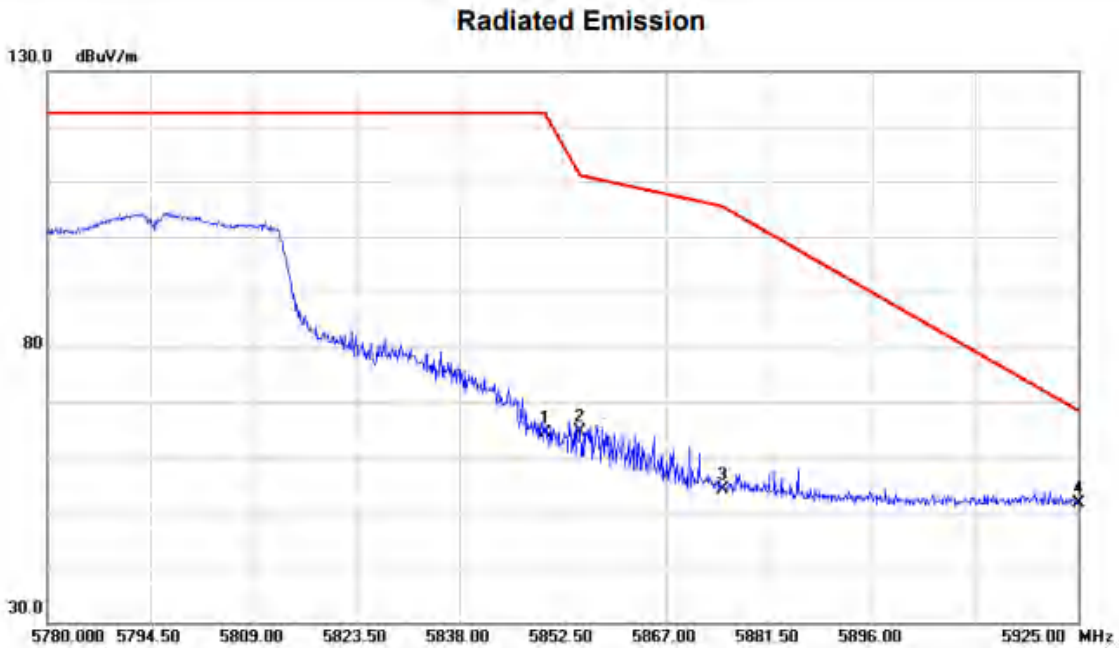


No.	Mk.	Freq.	Reading Level	Correct Factor	Measurement	Limit	Over	Antenna Height	Table Degree	
		MHz	dBuV	dB/m	dBuV/m	dBuV/m	dB	cm	degree	Comment
1	*	11590.000	43.08	10.06	53.14	74.00	-20.86	peak		

REMARKS:

- (1) Measurement Value = Reading Level + Correct Factor.
- (2) Margin Level = Measurement Value - Limit Value.

Test Mode	UNII-3_TX N(HT40) Mode 5795 MHz	Polarization	Horizontal
-----------	---------------------------------	--------------	------------

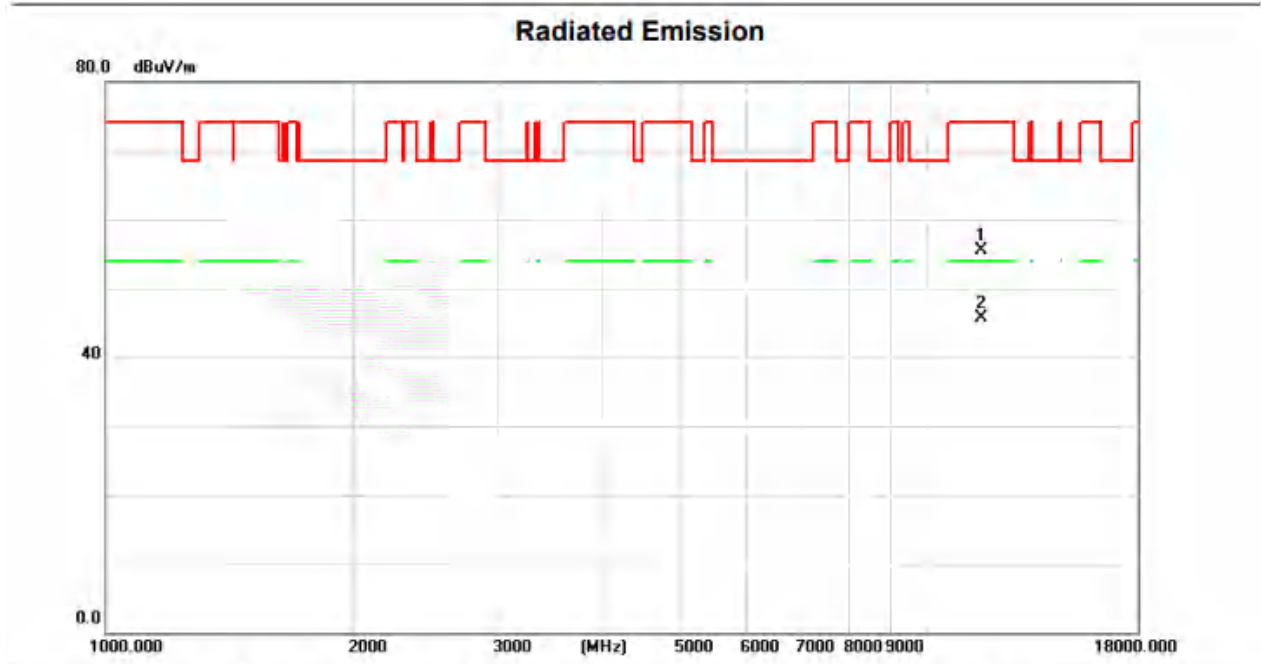


No.	Mk.	Freq.	Reading Level	Correct Factor	Measurement	Limit	Over	Antenna Height	Table Degree	Comment
		MHz	dBuV	dB/m	dBuV/m	dBuV/m	dB	cm	degree	
1		5850.000	66.47	-2.07	64.40	122.20	-57.80			peak
2		5855.000	66.57	-2.04	64.53	110.80	-46.27			peak
3		5875.000	56.15	-1.91	54.24	105.20	-50.96			peak
4	*	5925.000	53.28	-1.59	51.69	68.20	-16.51			peak

REMARKS:

- (1) Measurement Value = Reading Level + Correct Factor.
- (2) Margin Level = Measurement Value - Limit Value.

Test Mode	UNII-3_TX N(HT40) Mode 5795 MHz	Polarization	Horizontal
-----------	---------------------------------	--------------	------------



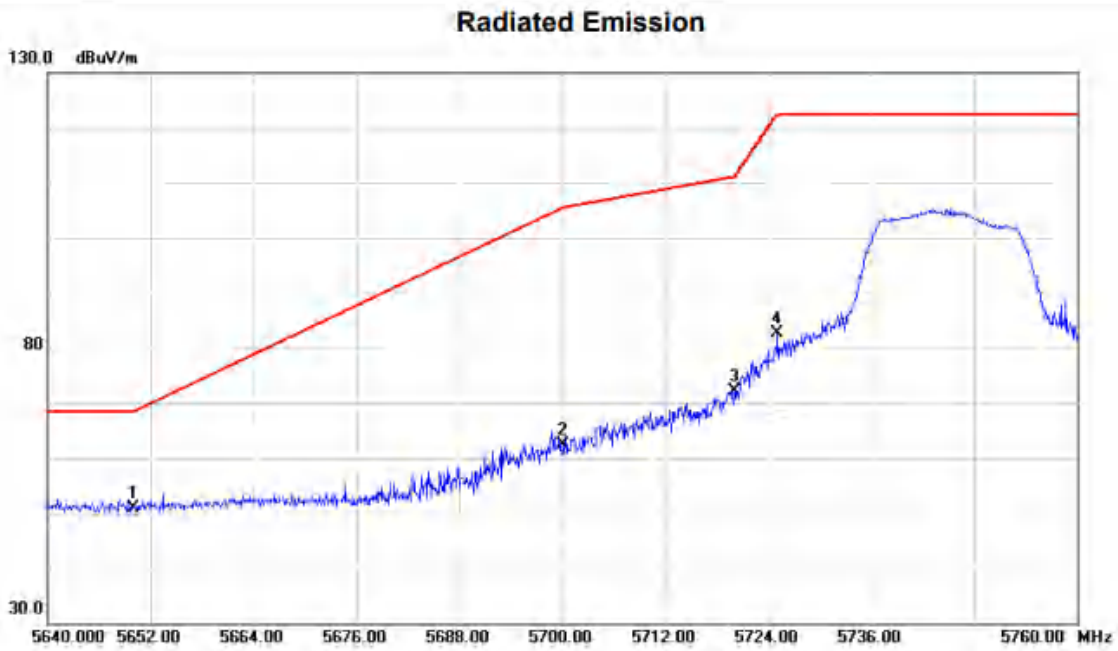
No.	Mk.	Freq.	Reading Level	Correct Factor	Measurement	Limit	Over	Antenna Height	Table Degree
		MHz	dBuV	dB/m	dBuV/m	dBuV/m	dB	cm	degree
1		11590.000	45.41	10.06	55.47	74.00	-18.53	peak	
2	*	11590.000	35.73	10.06	45.79	54.00	-8.21	AVG	

REMARKS:

(1) Measurement Value = Reading Level + Correct Factor.

(2) Margin Level = Measurement Value - Limit Value.

Test Mode	UNII-3_TX AC(HT20) Mode 5745 MHz	Polarization	Vertical
-----------	----------------------------------	--------------	----------

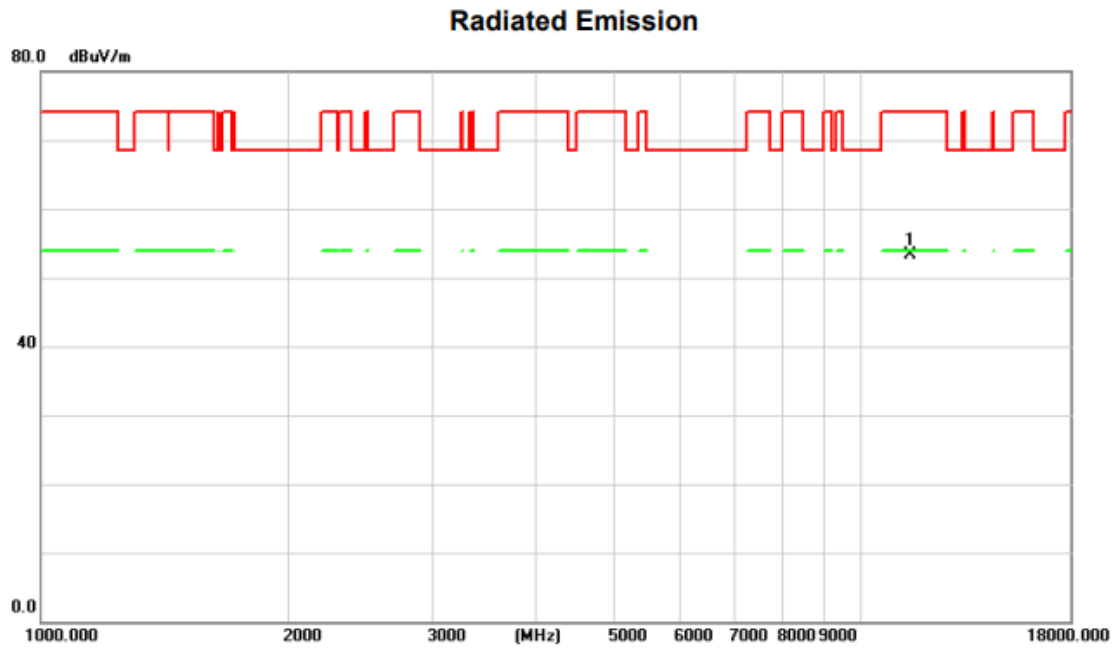


No.	Mk.	Freq.	Reading Level	Correct Factor	Measurement	Limit	Over	Antenna Height	Table Degree	
		MHz	dBuV	dB/m	dBuV/m	dBuV/m	dB	cm	degree	Comment
1	*	5650.000	53.00	-2.09	50.91	68.20	-17.29			peak
2		5700.000	64.46	-2.19	62.27	105.20	-42.93			peak
3		5720.000	74.38	-2.23	72.15	110.80	-38.65			peak
4		5725.000	84.80	-2.24	82.56	122.20	-39.64			peak

REMARKS:

- (1) Measurement Value = Reading Level + Correct Factor.
- (2) Margin Level = Measurement Value - Limit Value.

Test Mode	UNII-3_TX AC(HT20) Mode 5745 MHz	Polarization	Vertical
-----------	----------------------------------	--------------	----------

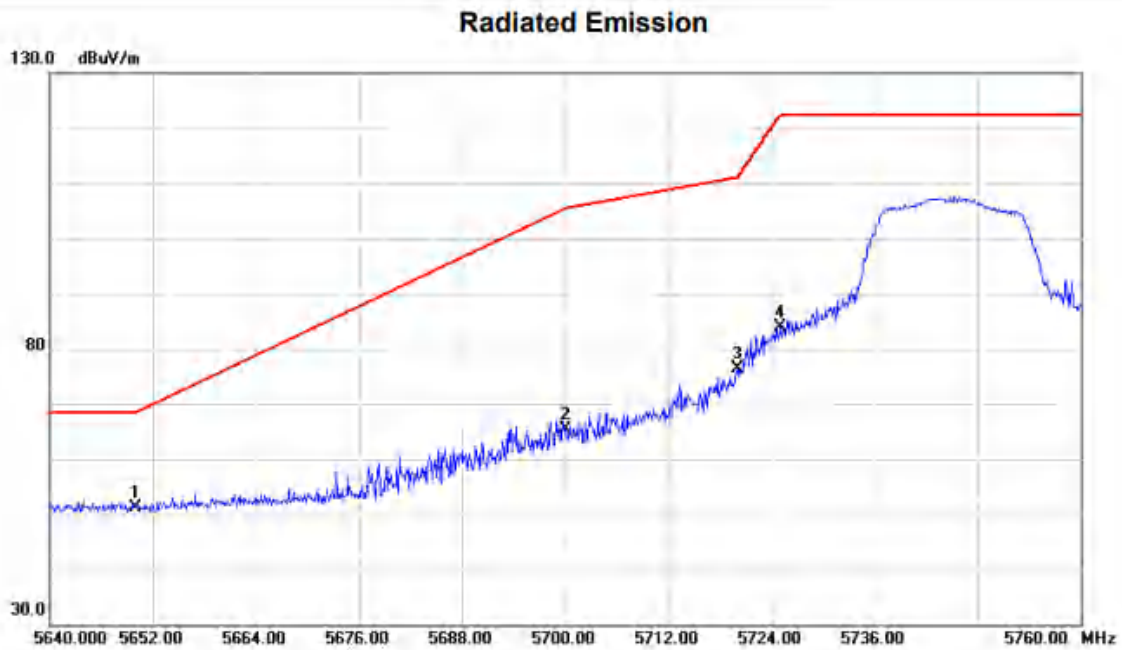


No.	Mk.	Freq.	Reading Level	Correct Factor	Measurement	Limit	Over	Antenna Height	Table Degree	Comment
		MHz	dBuV	dB/m	dBuV/m	dBuV/m	dB	cm	degree	
1	*	11490.000	43.48	9.78	53.26	74.00	-20.74	peak		

REMARKS:

- (1) Measurement Value = Reading Level + Correct Factor.
- (2) Margin Level = Measurement Value - Limit Value.

Test Mode	UNII-3_TX AC(HT20) Mode 5745 MHz	Polarization	Horizontal
-----------	----------------------------------	--------------	------------

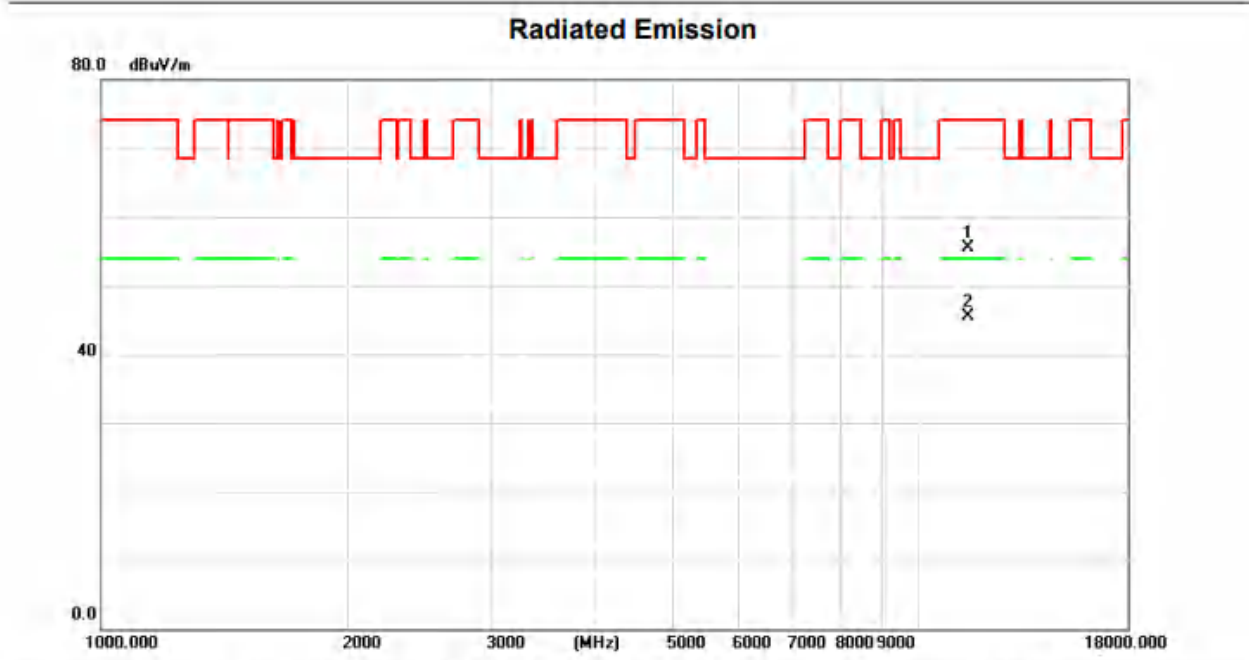


No.	Mk.	Freq.	Reading Level	Correct Factor	Measurement	Limit	Over	Antenna Height	Table Degree	
		MHz	dBuV	dB/m	dBuV/m	dBuV/m	dB	cm	degree	Comment
1	*	5650.000	53.30	-2.09	51.21	68.20	-16.99			peak
2		5700.000	67.56	-2.19	65.37	105.20	-39.83			peak
3		5720.000	78.67	-2.23	76.44	110.80	-34.36			peak
4		5725.000	86.05	-2.24	83.81	122.20	-38.39			peak

REMARKS:

- (1) Measurement Value = Reading Level + Correct Factor.
- (2) Margin Level = Measurement Value - Limit Value.

Test Mode	UNII-3_TX AC(HT20) Mode 5745 MHz	Polarization	Horizontal
-----------	----------------------------------	--------------	------------



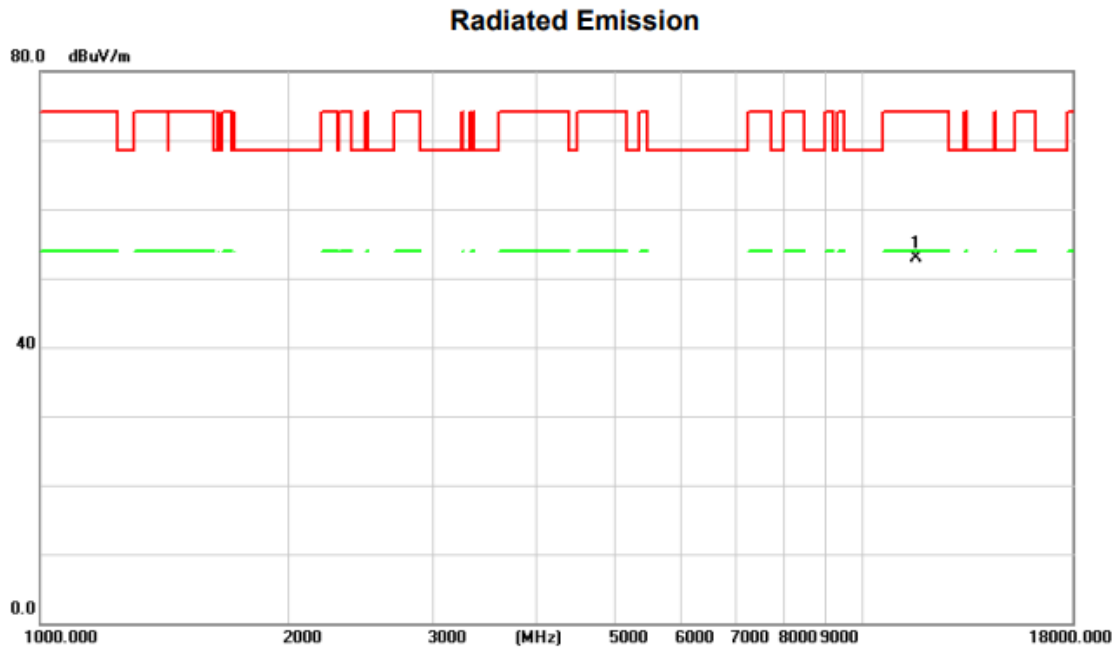
No.	Mk.	Freq.	Reading Level	Correct Factor	Measurement	Limit	Over	Antenna Height	Table Degree	
		MHz	dBuV	dB/m	dBuV/m	dBuV/m	dB	cm	degree	Comment
1		11490.000	45.64	9.78	55.42	74.00	-18.58			peak
2	*	11490.000	35.81	9.78	45.59	54.00	-8.41			AVG

REMARKS:

(1) Measurement Value = Reading Level + Correct Factor.

(2) Margin Level = Measurement Value - Limit Value.

Test Mode	UNII-3_TX AC(HT20) Mode 5785 MHz	Polarization	Vertical
-----------	----------------------------------	--------------	----------

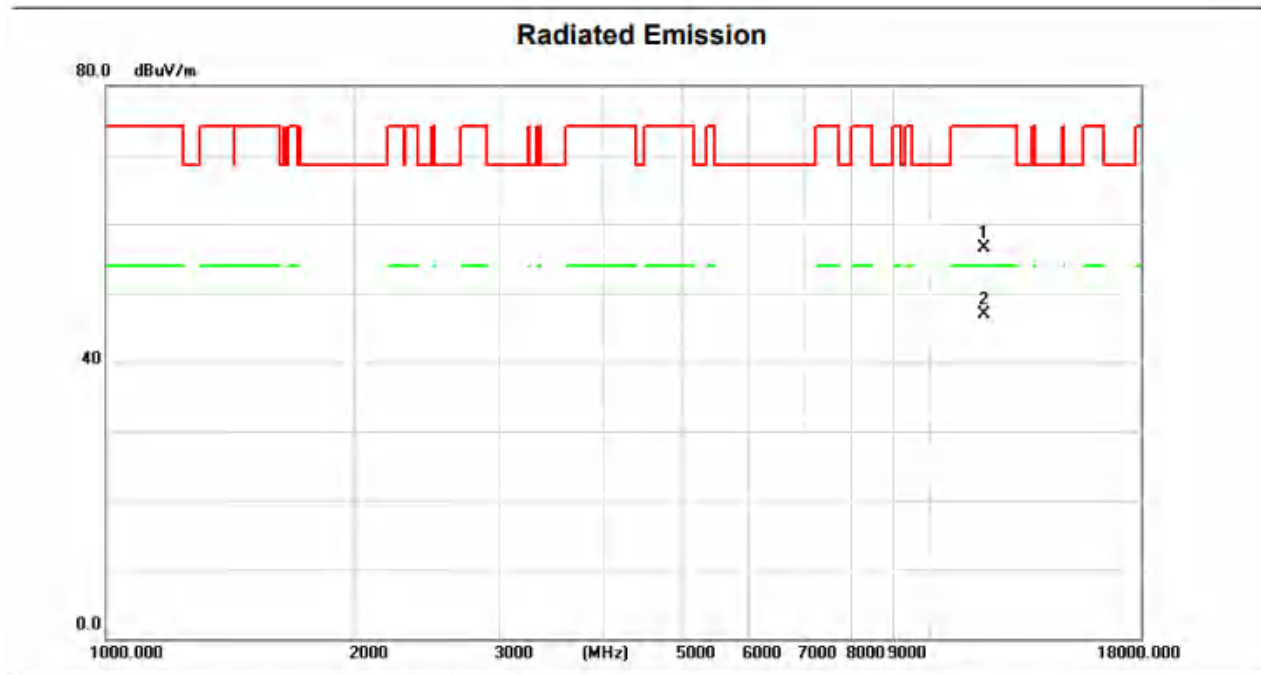


No.	Mk.	Freq.	Reading Level	Correct Factor	Measurement	Limit	Over	Antenna Height	Table Degree	
		MHz	dBuV	dB/m	dBuV/m	dBuV/m	dB	cm	degree	Comment
1	*	11570.000	42.95	10.01	52.96	74.00	-21.04	peak		

REMARKS:

- (1) Measurement Value = Reading Level + Correct Factor.
- (2) Margin Level = Measurement Value - Limit Value.

Test Mode	UNII-3_TX AC(HT20) Mode 5785 MHz	Polarization	Horizontal
-----------	----------------------------------	--------------	------------

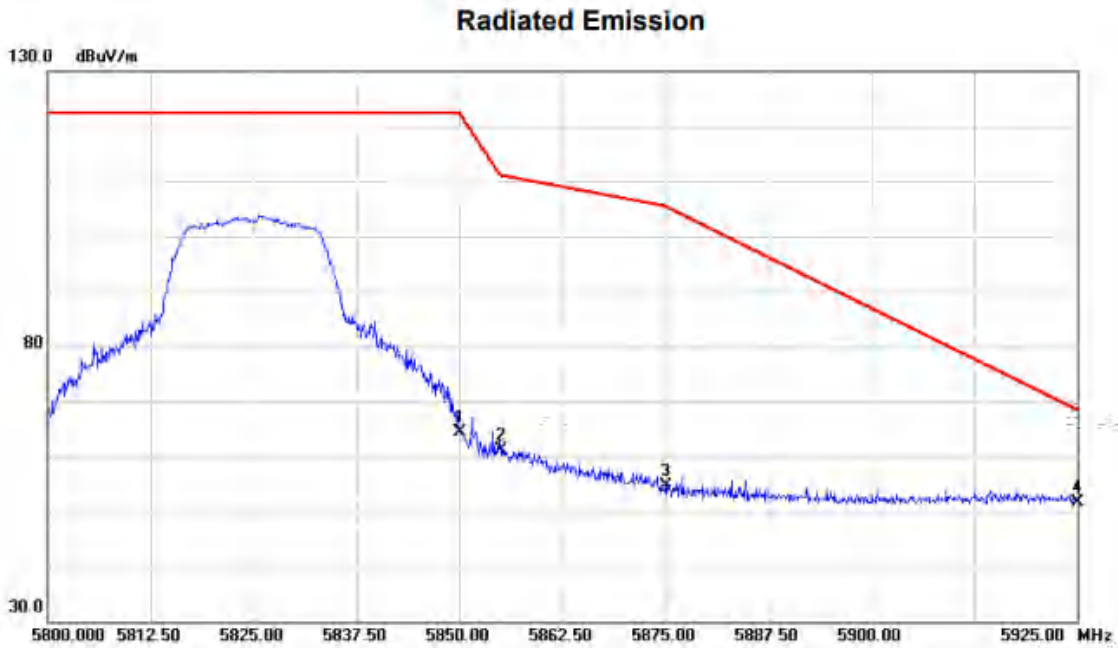


No.	Mk.	Freq.	Reading Level	Correct Factor	Measurement	Limit	Over	Antenna Height	Table Degree	
		MHz	dBuV	dB/m	dBuV/m	dBuV/m	dB	cm	degree	Comment
1		11570.000	46.43	10.01	56.44	74.00	-17.56	peak		
2	*	11570.000	36.83	10.01	46.84	54.00	-7.16	AVG		

REMARKS:

- (1) Measurement Value = Reading Level + Correct Factor.
- (2) Margin Level = Measurement Value - Limit Value.

Test Mode	UNII-3_TX AC(HT20) Mode 5825 MHz	Polarization	Vertical
-----------	----------------------------------	--------------	----------

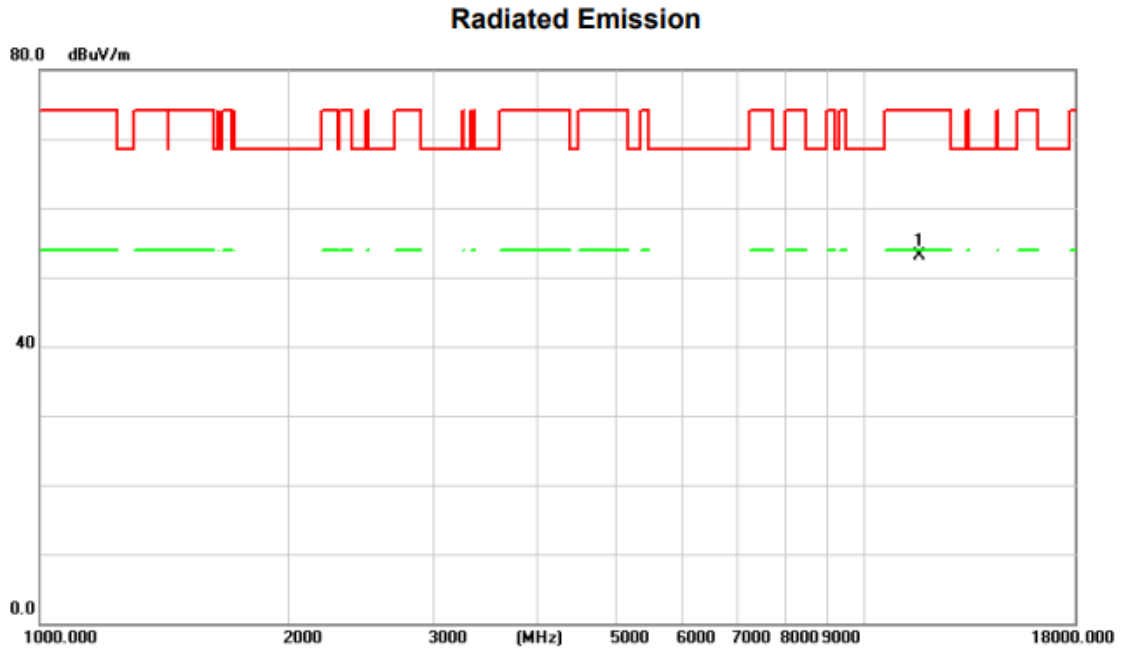


No.	Mk.	Freq. MHz	Reading Level dBuV	Correct Factor dB/m	Measure- ment dBuV/m	Limit dBuV/m	Over dB	Antenna Height cm	Table Degree	Comment
1		5850.000	66.43	-2.07	64.36	122.20	-57.84			peak
2		5855.000	63.23	-2.04	61.19	110.80	-49.61			peak
3		5875.000	56.60	-1.91	54.69	105.20	-50.51			peak
4	*	5925.000	53.22	-1.59	51.63	68.20	-16.57			peak

REMARKS:

- (1) Measurement Value = Reading Level + Correct Factor.
- (2) Margin Level = Measurement Value - Limit Value.

Test Mode	UNII-3_TX AC(HT20) Mode 5825 MHz	Polarization	Vertical
-----------	----------------------------------	--------------	----------

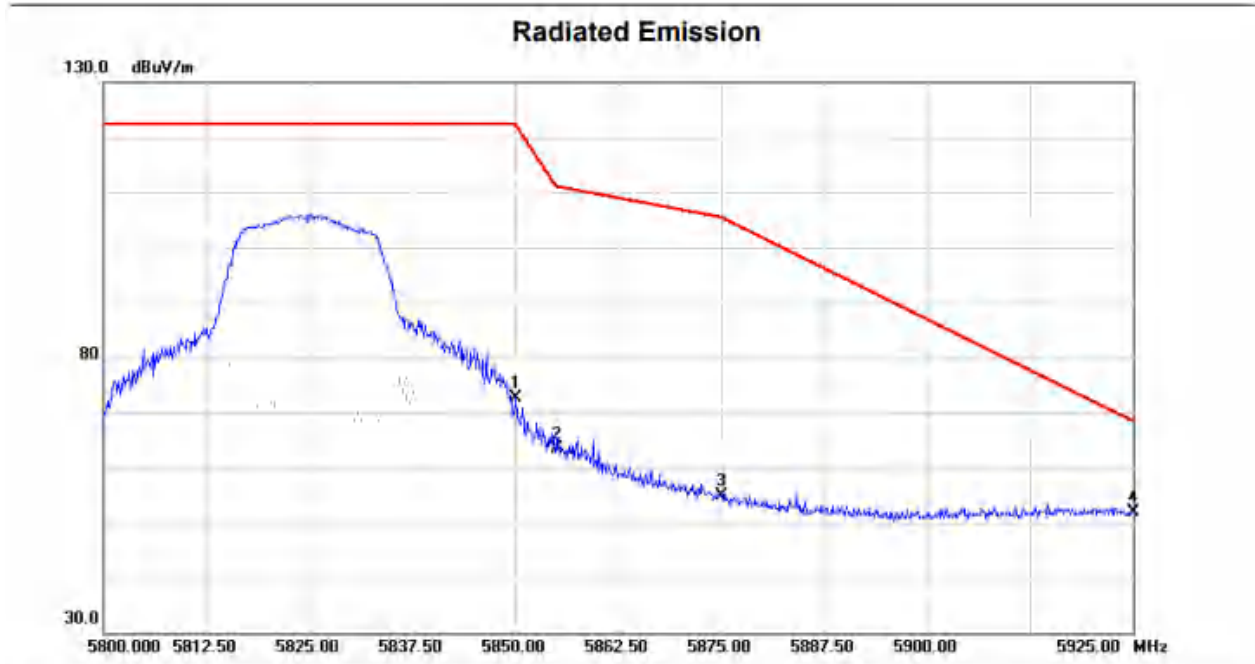


No.	Mk.	Freq.	Reading Level	Correct Factor	Measurement	Limit	Over	Antenna Height	Table Degree	
		MHz	dBuV	dB/m	dBuV/m	dBuV/m	dB	cm	degree	Comment
1	*	11650.000	42.84	10.24	53.08	74.00	-20.92			peak

REMARKS:

- (1) Measurement Value = Reading Level + Correct Factor.
- (2) Margin Level = Measurement Value - Limit Value.

Test Mode	UNII-3_TX AC(HT20) Mode 5825 MHz	Polarization	Horizontal
-----------	----------------------------------	--------------	------------

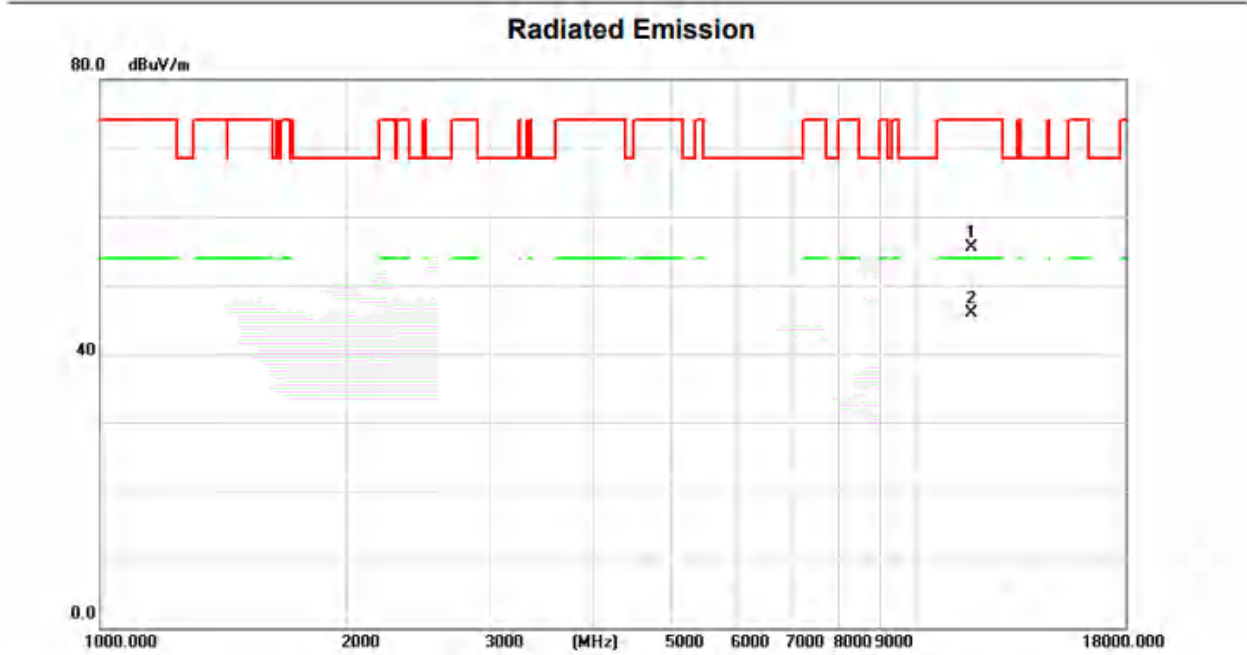


No.	Mk.	Freq.	Reading Level	Correct Factor	Measurement	Limit	Over	Antenna Height	Table Degree	Comment
		MHz	dBuV	dB/m	dBuV/m	dBuV/m	dB	cm	degree	
1		5850.000	74.68	-2.07	72.61	122.20	-49.59			peak
2		5855.000	65.53	-2.04	63.49	110.80	-47.31			peak
3		5875.000	56.76	-1.91	54.85	105.20	-50.35			peak
4	*	5925.000	53.53	-1.59	51.94	68.20	-16.26			peak

REMARKS:

- (1) Measurement Value = Reading Level + Correct Factor.
- (2) Margin Level = Measurement Value - Limit Value.

Test Mode	UNII-3_TX AC(HT20) Mode 5825 MHz	Polarization	Horizontal
-----------	----------------------------------	--------------	------------

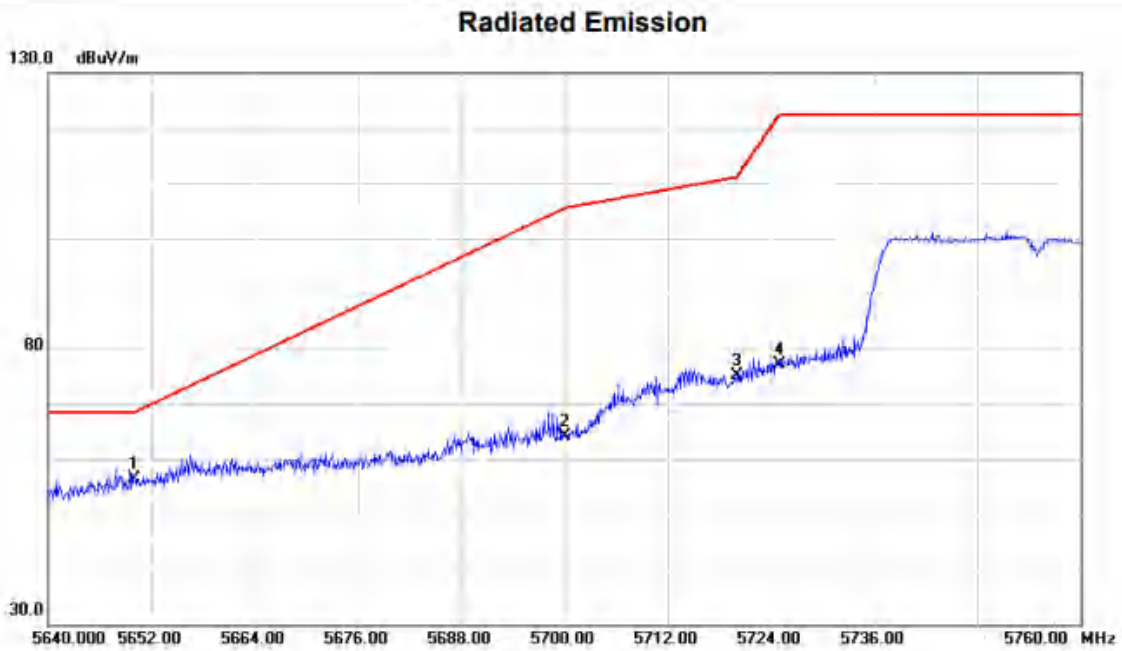


No.	Mk.	Freq.	Reading Level	Correct Factor	Measurement	Limit	Over	Antenna Height	Table Degree	Comment
		MHz	dBuV	dB/m	dBuV/m	dBuV/m	dB	cm	degree	
1		11650.000	45.20	10.24	55.44	74.00	-18.56	peak		
2	*	11650.000	35.69	10.24	45.93	54.00	-8.07	AVG		

REMARKS:

- (1) Measurement Value = Reading Level + Correct Factor.
- (2) Margin Level = Measurement Value - Limit Value.

Test Mode	UNII-3_TX AC(HT40) Mode 5755 MHz	Polarization	Vertical
-----------	----------------------------------	--------------	----------

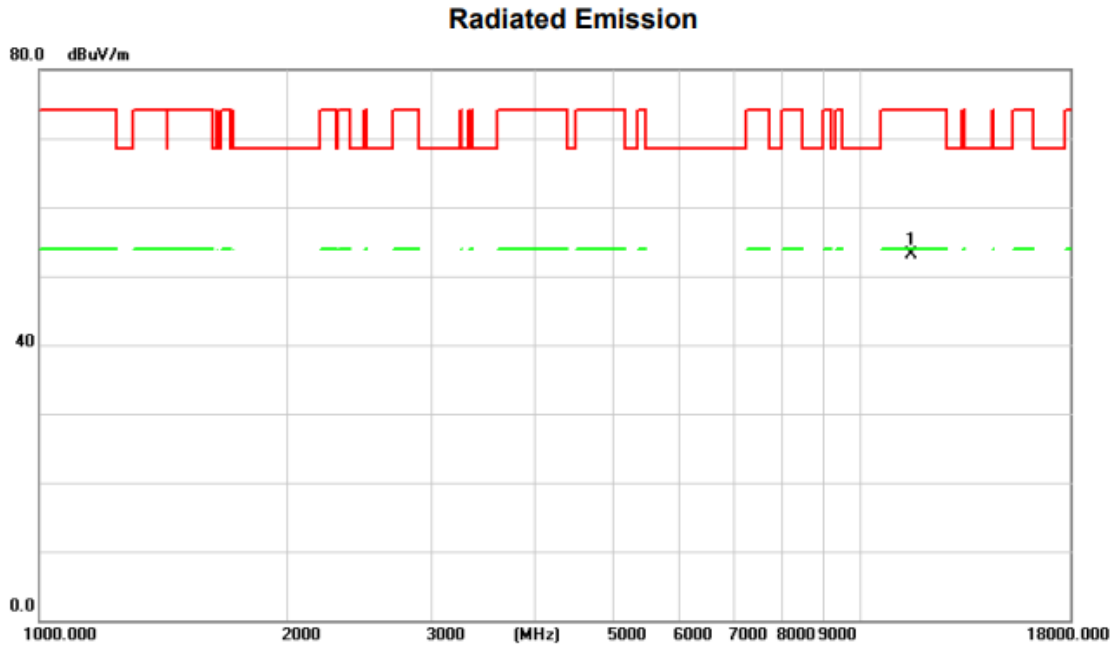


No.	Mk.	Freq.	Reading Level	Correct Factor	Measurement	Limit	Over	Antenna Height	Table Degree
		MHz	dBuV	dB/m	dBuV/m	dBuV/m	dB	cm	degree
1	*	5650.000	58.45	-2.09	56.36	68.20	-11.84	peak	
2		5700.000	66.23	-2.19	64.04	105.20	-41.16	peak	
3		5720.000	77.38	-2.23	75.15	110.80	-35.65	peak	
4		5725.000	79.42	-2.24	77.18	122.20	-45.02	peak	

REMARKS:

- (1) Measurement Value = Reading Level + Correct Factor.
- (2) Margin Level = Measurement Value - Limit Value.

Test Mode	UNII-3_TX AC(HT40) Mode 5755 MHz	Polarization	Vertical
-----------	----------------------------------	--------------	----------

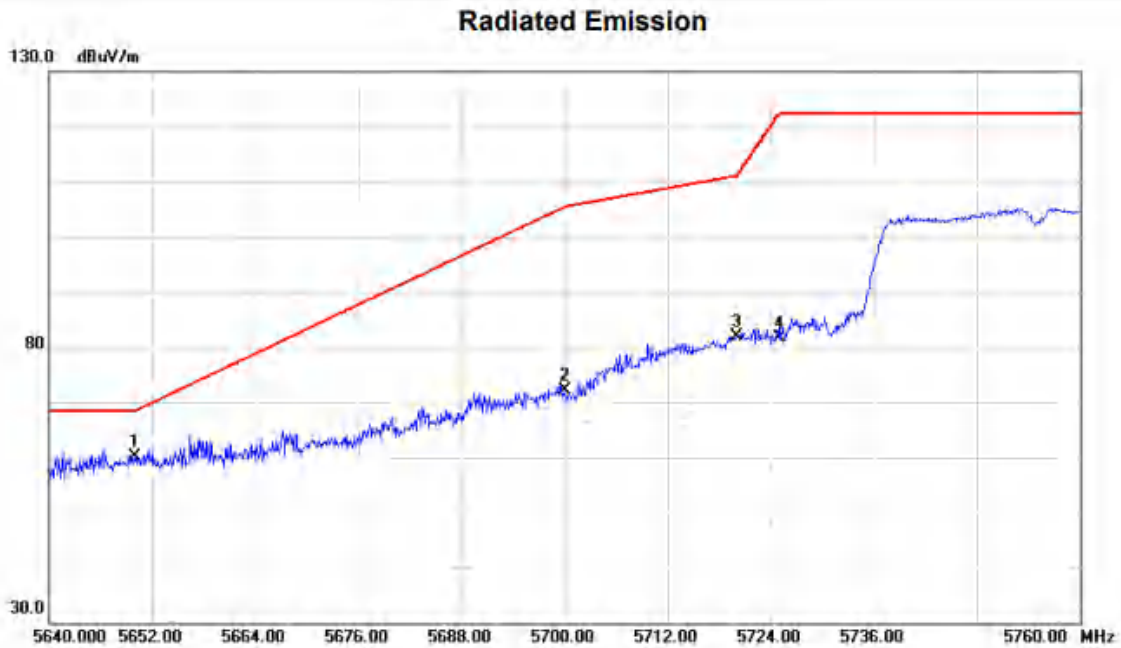


No.	Mk.	Freq.	Reading Level	Correct Factor	Measurement	Limit	Over	Antenna Height	Table Degree	
		MHz	dBuV	dB/m	dBuV/m	dBuV/m	dB	cm	degree	Comment
1	*	11510.000	43.31	9.83	53.14	74.00	-20.86	peak		

REMARKS:

- (1) Measurement Value = Reading Level + Correct Factor.
- (2) Margin Level = Measurement Value - Limit Value.

Test Mode	UNII-3_TX AC(HT40) Mode 5755 MHz	Polarization	Horizontal
-----------	----------------------------------	--------------	------------

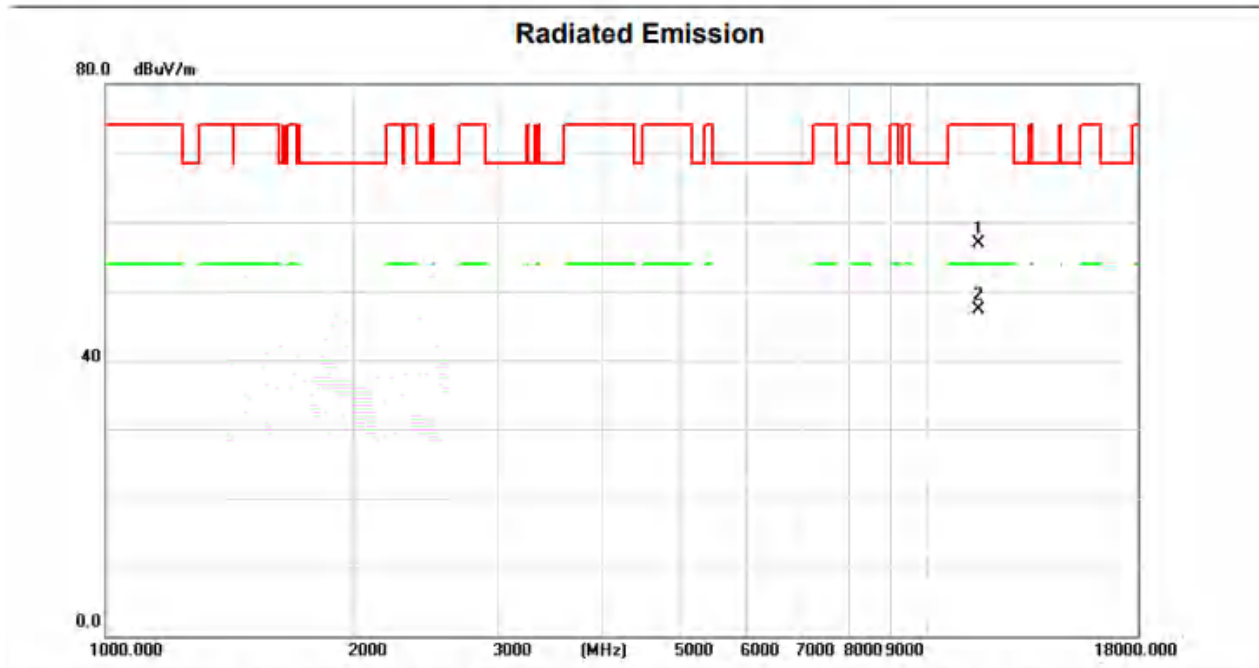


No.	Mk.	Freq.	Reading Level	Correct Factor	Measurement	Limit	Over	Antenna Height	Table Degree	
		MHz	dBuV	dB/m	dBuV/m	dBuV/m	dB	cm	degree	Comment
1	*	5650.000	62.11	-2.09	60.02	68.20	-8.18			peak
2		5700.000	74.38	-2.19	72.19	105.20	-33.01			peak
3		5720.000	84.00	-2.23	81.77	110.80	-29.03			peak
4		5725.000	83.97	-2.24	81.73	122.20	-40.47			peak

REMARKS:

- (1) Measurement Value = Reading Level + Correct Factor.
- (2) Margin Level = Measurement Value - Limit Value.

Test Mode	UNII-3_TX AC(HT40) Mode 5755 MHz	Polarization	Horizontal
-----------	----------------------------------	--------------	------------

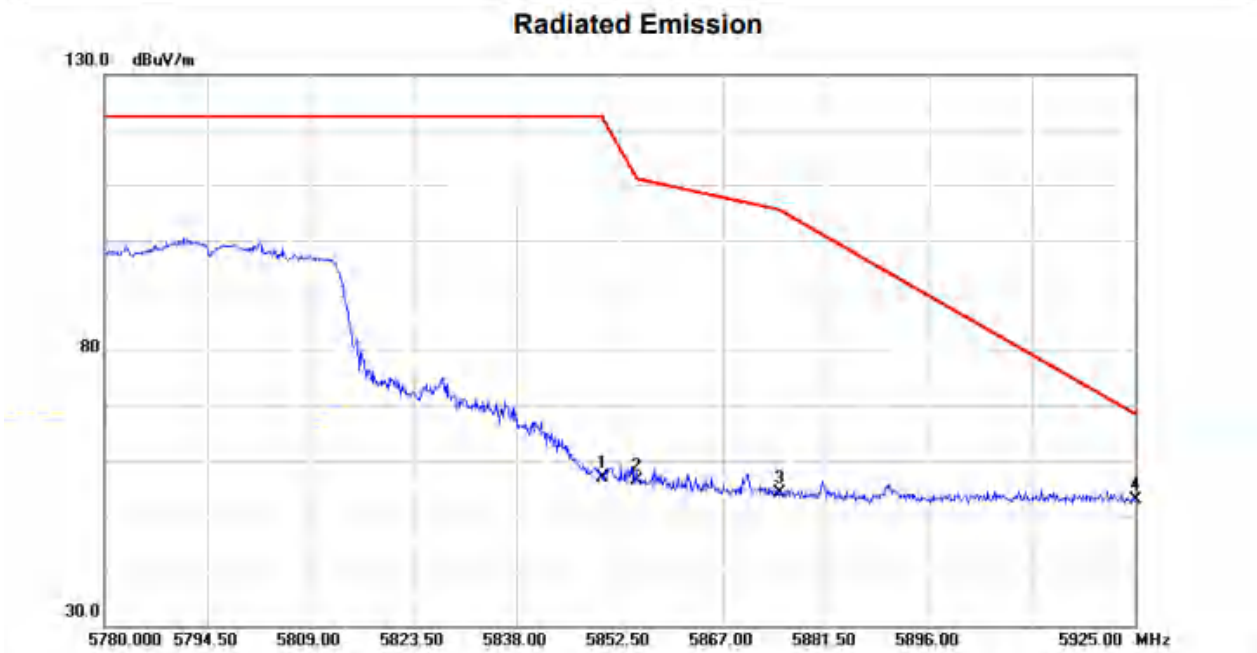


No.	Mk.	Freq.	Reading Level	Correct Factor	Measurement	Limit	Over	Antenna Height	Table Degree
		MHz	dBuV	dB/m	dBuV/m	dBuV/m	dB	cm	degree
1		11510.000	47.11	9.83	56.94	74.00	-17.06	peak	
2	*	11510.000	37.44	9.83	47.27	54.00	-6.73	AVG	

REMARKS:

- (1) Measurement Value = Reading Level + Correct Factor.
- (2) Margin Level = Measurement Value - Limit Value.

Test Mode	UNII-3_TX AC(HT40) Mode 5795 MHz	Polarization	Vertical
-----------	----------------------------------	--------------	----------

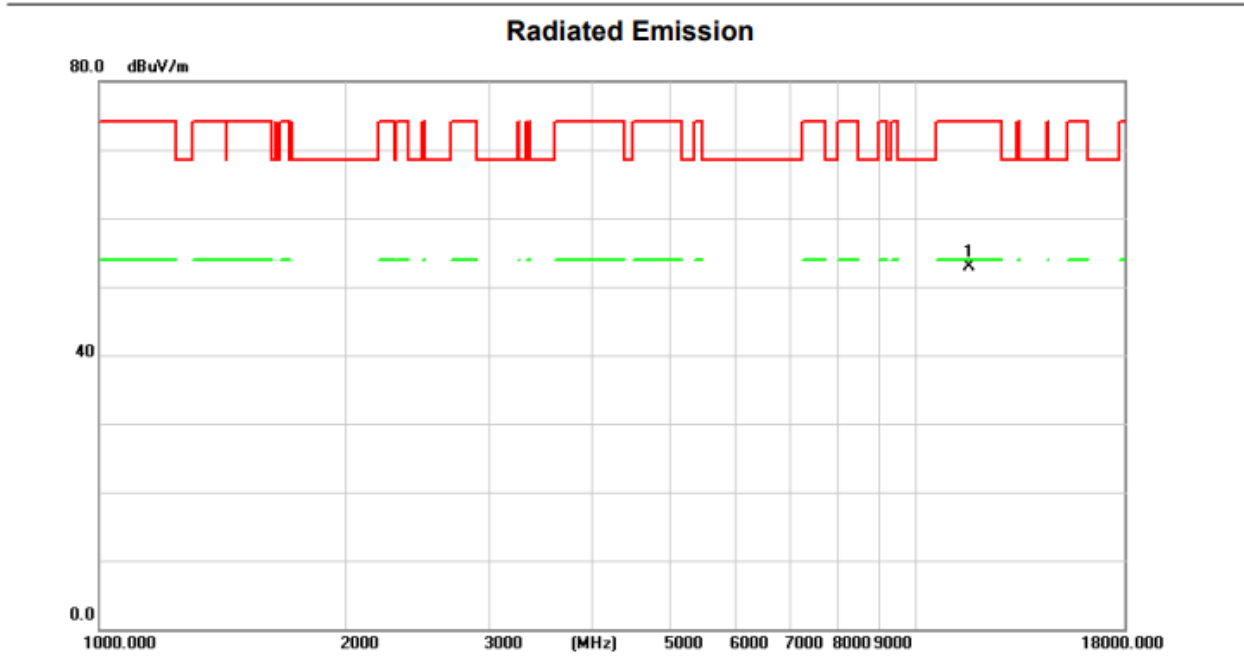


No.	Mk.	Freq.	Reading Level	Correct Factor	Measurement	Limit	Over	Antenna Height	Table Degree	Comment
		MHz	dBuV	dB/m	dBuV/m	dBuV/m	dB	cm	degree	
1		5850.000	59.00	-2.07	56.93	122.20	-65.27			peak
2		5855.000	58.31	-2.04	56.27	110.80	-54.53			peak
3		5875.000	55.92	-1.91	54.01	105.20	-51.19			peak
4	*	5925.000	54.58	-1.59	52.99	68.20	-15.21			peak

REMARKS:

- (1) Measurement Value = Reading Level + Correct Factor.
- (2) Margin Level = Measurement Value - Limit Value.

Test Mode	UNII-3_TX AC(HT40) Mode 5795 MHz	Polarization	Vertical
-----------	----------------------------------	--------------	----------

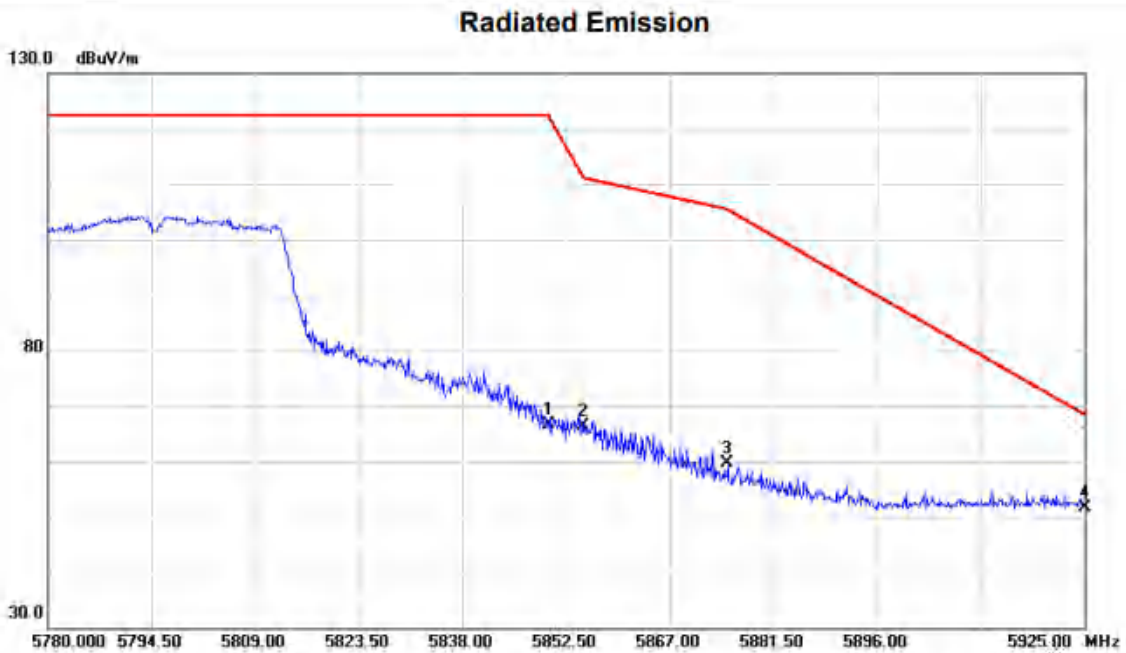


No.	Mk.	Freq.	Reading Level	Correct Factor	Measurement	Limit	Over	Antenna Height	Table Degree	Comment
		MHz	dBuV	dB/m	dBuV/m	dBuV/m	dB	cm	degree	
1	*	11590.000	42.88	10.06	52.94	74.00	-21.06	peak		

REMARKS:

- (1) Measurement Value = Reading Level + Correct Factor.
- (2) Margin Level = Measurement Value - Limit Value.

Test Mode	UNII-3_TX AC(HT40) Mode 5795 MHz	Polarization	Horizontal
-----------	----------------------------------	--------------	------------

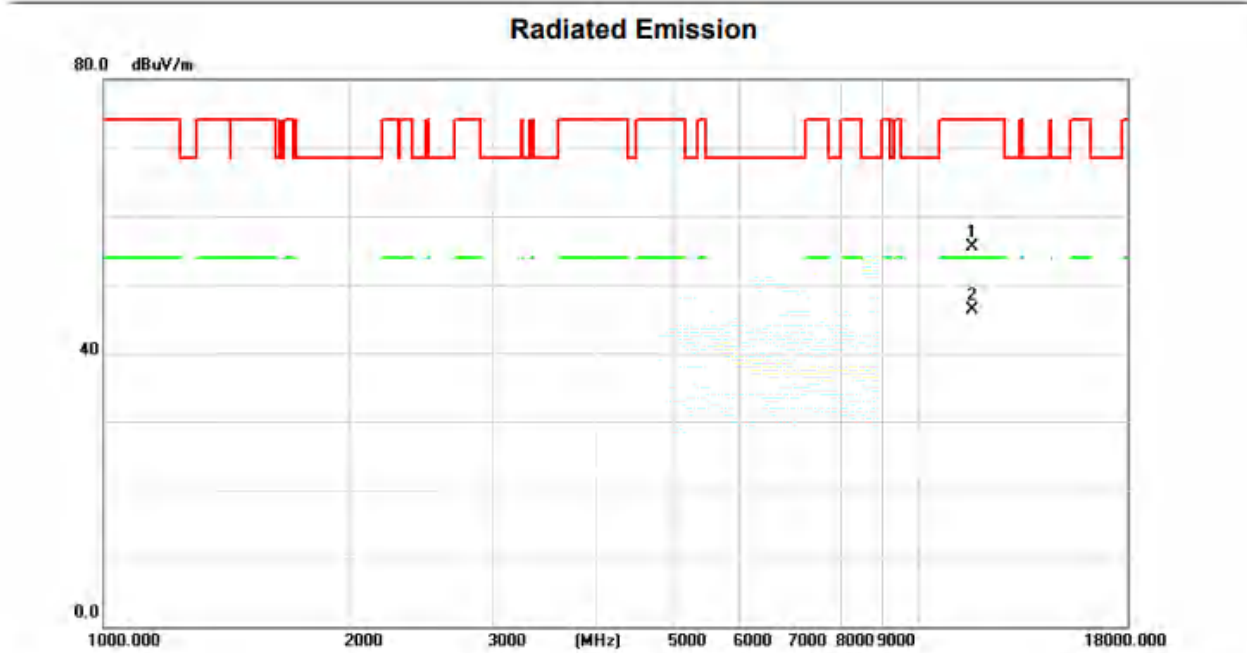


No.	Mk.	Freq.	Reading Level	Correct Factor	Measurement	Limit	Over	Antenna Height	Table Degree	
		MHz	dBuV	dB/m	dBuV/m	dBuV/m	dB	cm	degree	Comment
1		5850.000	68.72	-2.07	66.65	122.20	-55.55			peak
2		5855.000	68.50	-2.04	66.46	110.80	-44.34			peak
3		5875.000	61.64	-1.91	59.73	105.20	-45.47			peak
4	*	5925.000	53.34	-1.59	51.75	68.20	-16.45			peak

REMARKS:

- (1) Measurement Value = Reading Level + Correct Factor.
- (2) Margin Level = Measurement Value - Limit Value.

Test Mode	UNII-3_TX AC(HT40) Mode 5795 MHz	Polarization	Horizontal
-----------	----------------------------------	--------------	------------

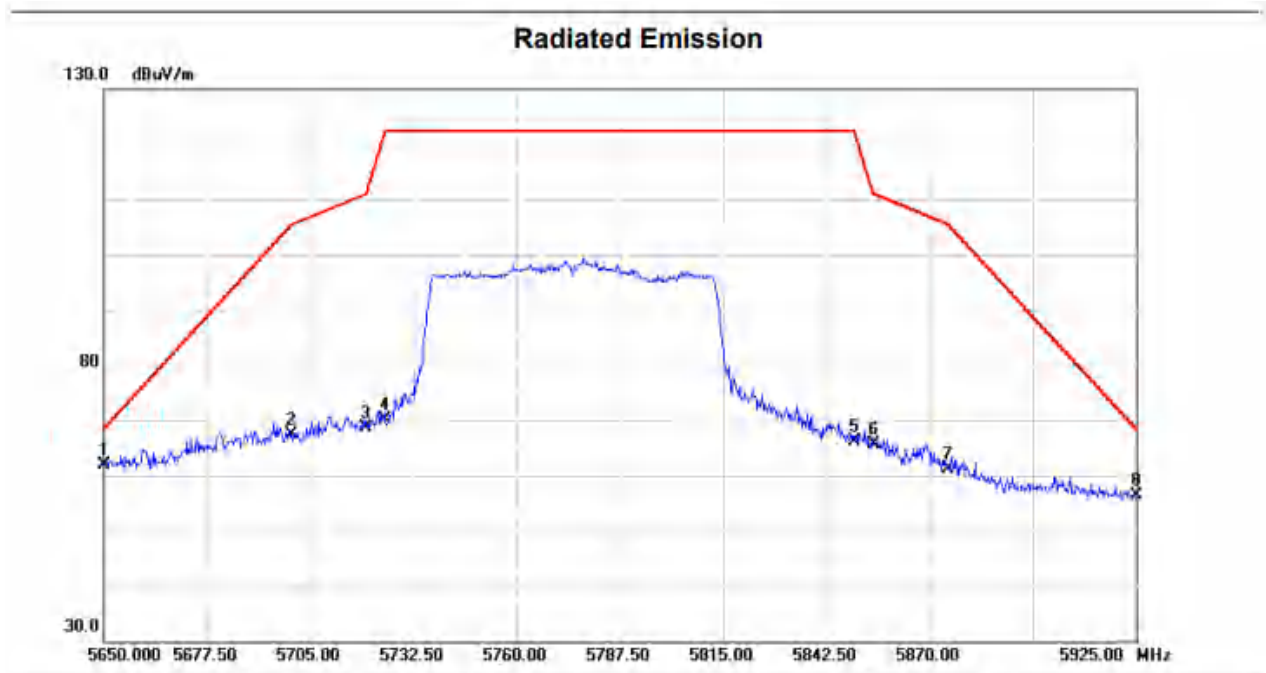


No.	Mk.	Freq.	Reading Level	Correct Factor	Measurement	Limit	Over	Antenna Height	Table Degree	
		MHz	dBuV	dB/m	dBuV/m	dBuV/m	dB	cm	degree	Comment
1		11590.000	45.53	10.06	55.59	74.00	-18.41			peak
2	*	11590.000	36.32	10.06	46.38	54.00	-7.62			AVG

REMARKS:

- (1) Measurement Value = Reading Level + Correct Factor.
- (2) Margin Level = Measurement Value - Limit Value.

Test Mode	UNII-3_TX AC(VHT80) Mode 5775 MHz	Polarization	Vertical
-----------	-----------------------------------	--------------	----------

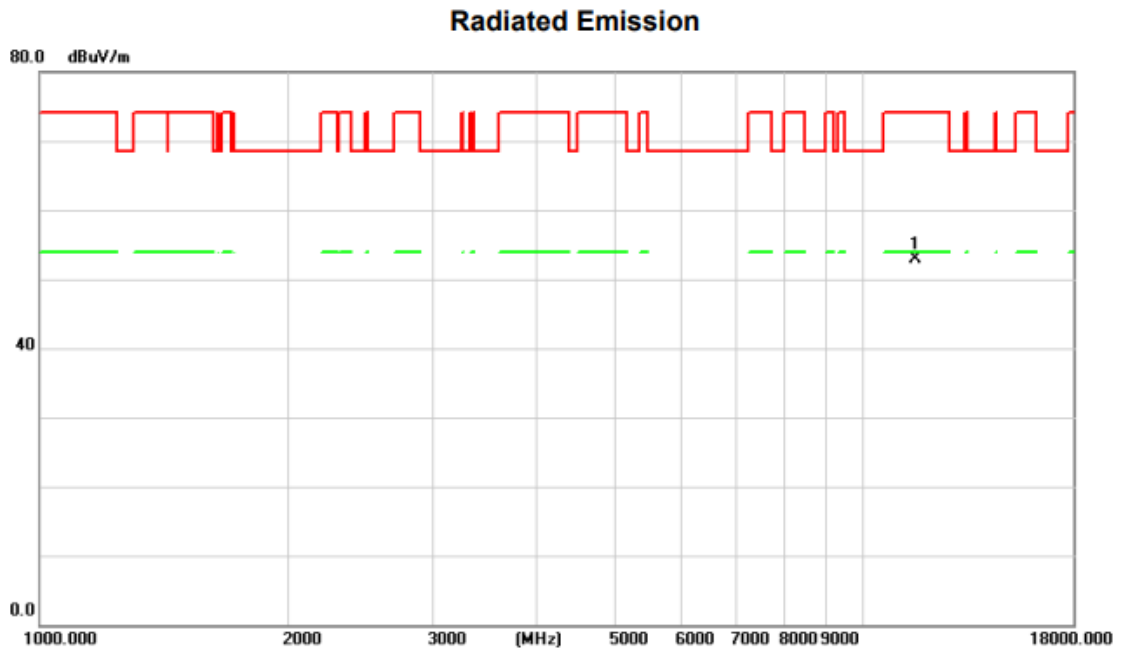


No.	Mk.	Freq.	Reading Level	Correct Factor	Measurement	Limit	Over	Antenna Height	Table Degree	
		MHz	dBuV	dB/m	dBuV/m	dBuV/m	dB	cm	degree	Comment
1	*	5650.000	63.85	-2.09	61.76	68.20	-6.44			peak
2		5700.000	69.67	-2.19	67.48	105.20	-37.72			peak
3		5720.000	70.84	-2.23	68.61	110.80	-42.19			peak
4		5725.000	72.32	-2.24	70.08	122.20	-52.12			peak
5		5850.000	68.27	-2.07	66.20	122.20	-56.00			peak
6		5855.000	67.60	-2.04	65.56	110.80	-45.24			peak
7		5875.000	63.01	-1.91	61.10	105.20	-44.10			peak
8		5925.000	57.87	-1.59	56.28	68.20	-11.92			peak

REMARKS:

- (1) Measurement Value = Reading Level + Correct Factor.
- (2) Margin Level = Measurement Value - Limit Value.

Test Mode	UNII-3_TX AC(VHT80) Mode 5775 MHz	Polarization	Vertical
-----------	-----------------------------------	--------------	----------

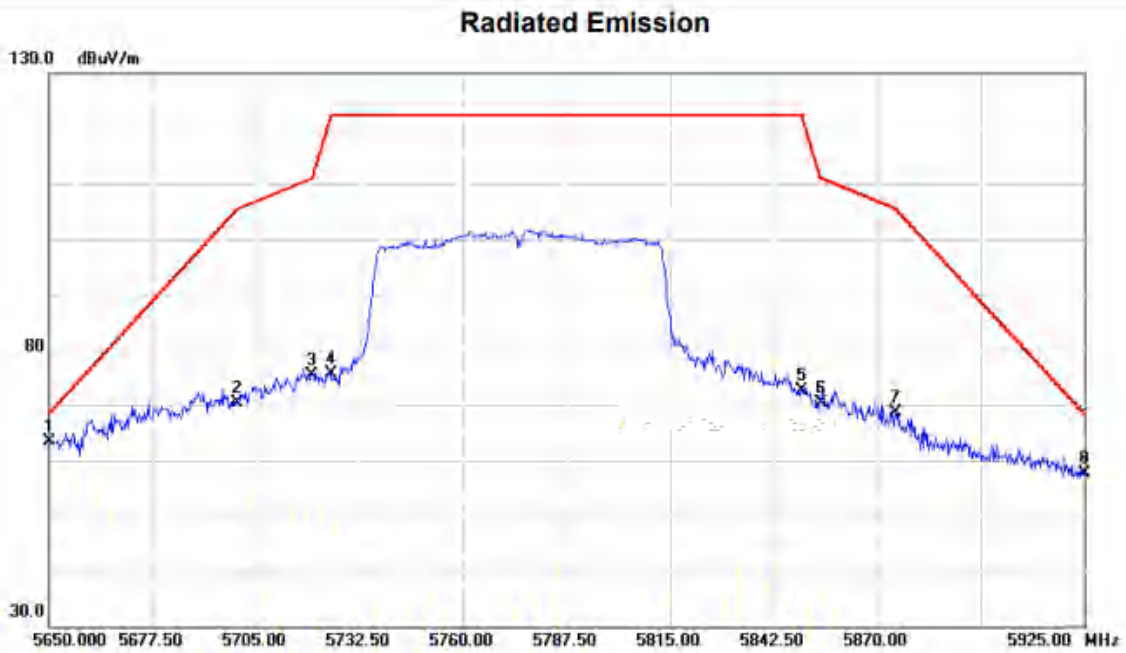


No.	Mk.	Freq.	Reading Level	Correct Factor	Measurement	Limit	Over	Antenna Height	Table Degree
		MHz	dBuV	dB/m	dBuV/m	dBuV/m	dB	cm	degree
1	*	11550.000	42.97	9.94	52.91	74.00	-21.09	peak	

REMARKS:

- (1) Measurement Value = Reading Level + Correct Factor.
- (2) Margin Level = Measurement Value - Limit Value.

Test Mode	UNII-3_TX AC(VHT80) Mode 5775 MHz	Polarization	Horizontal
-----------	-----------------------------------	--------------	------------

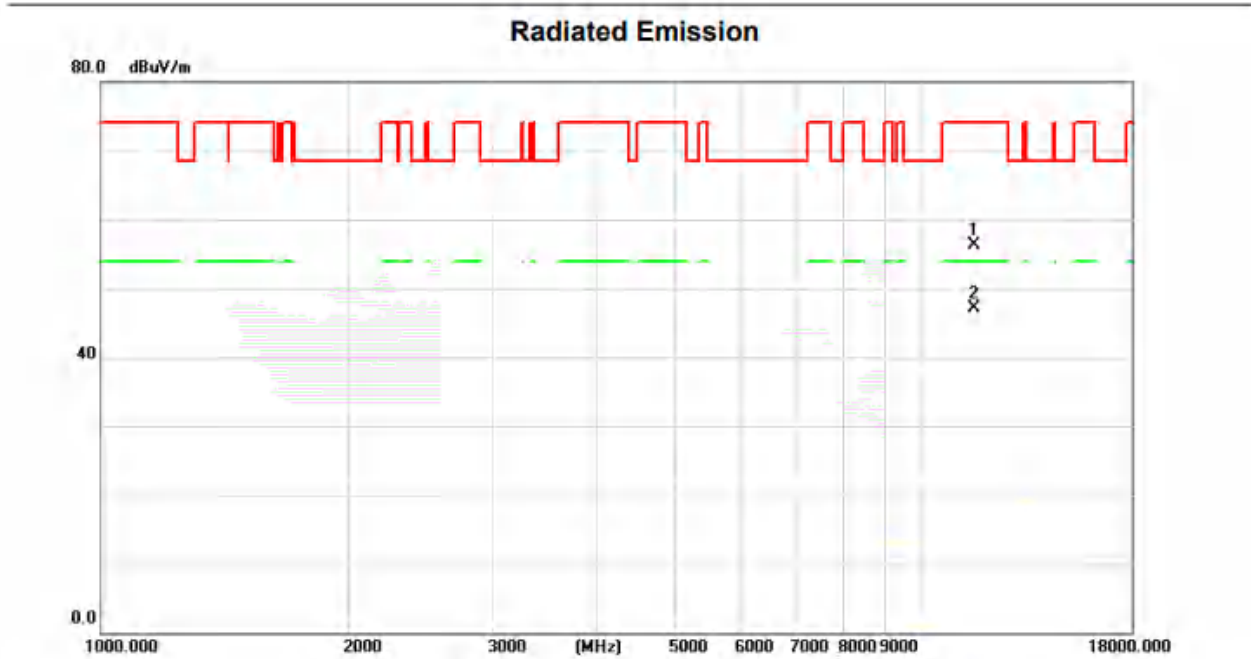


No.	Mk.	Freq.	Reading Level	Correct Factor	Measurement	Limit	Over	Antenna Height	Table Degree	
		MHz	dBuV	dB/m	dBuV/m	dBuV/m	dB	cm	degree	Comment
1	*	5650.000	65.37	-2.09	63.28	68.20	-4.92			peak
2		5700.000	72.50	-2.19	70.31	105.20	-34.89			peak
3		5720.000	77.54	-2.23	75.31	110.80	-35.49			peak
4		5725.000	77.87	-2.24	75.63	122.20	-46.57			peak
5		5850.000	74.76	-2.07	72.69	122.20	-49.51			peak
6		5855.000	72.44	-2.04	70.40	110.80	-40.40			peak
7		5875.000	70.46	-1.91	68.55	105.20	-36.65			peak
8		5925.000	59.33	-1.59	57.74	68.20	-10.46			peak

REMARKS:

- (1) Measurement Value = Reading Level + Correct Factor.
- (2) Margin Level = Measurement Value - Limit Value.

Test Mode	UNII-3_TX AC(VHT80) Mode 5775 MHz	Polarization	Horizontal
-----------	-----------------------------------	--------------	------------



No.	Mk.	Freq.	Reading Level	Correct Factor	Measurement	Limit	Over	Antenna Height	Table Degree
		MHz	dBuV	dB/m	dBuV/m	dBuV/m	dB	cm	degree
1		11550.000	46.38	9.94	56.32	74.00	-17.68	peak	
2	*	11550.000	37.07	9.94	47.01	54.00	-6.99	AVG	

REMARKS:

- (1) Measurement Value = Reading Level + Correct Factor.
- (2) Margin Level = Measurement Value - Limit Value.

APPENDIX E - BANDWIDTH

Emission Bandwidth

TestMode	Antenna	Frequency[MHz]	26db EBW [MHz]	FL[MHz]	FH[MHz]	Limit[MHz]	Verdict
11A	Ant1	5180	22.320	5169.360	5191.680	---	---
		5200	21.560	5189.280	5210.840	---	---
		5240	21.400	5229.400	5250.800	---	---
		5260	21.520	5249.280	5270.800	---	---
		5280	21.120	5269.360	5290.480	---	---
		5320	21.160	5309.520	5330.680	---	---
		5500	21.120	5489.360	5510.480	---	---
		5580	21.280	5569.320	5590.600	---	---
		5700	21.400	5689.360	5710.760	---	---
		5745	21.600	5734.200	5755.800	---	---
		5785	21.080	5774.360	5795.440	---	---
11N20SISO	Ant1	5825	21.160	5814.440	5835.600	---	---
		5180	23.520	5169.000	5192.520	---	---
		5200	21.760	5189.200	5210.960	---	---
		5240	22.800	5229.160	5251.960	---	---
		5260	21.320	5249.360	5270.680	---	---
		5280	21.640	5269.200	5290.840	---	---
		5320	21.600	5309.160	5330.760	---	---
		5500	21.560	5489.240	5510.800	---	---
		5580	22.760	5569.320	5592.080	---	---
		5700	21.800	5689.280	5711.080	---	---
		5745	21.440	5734.320	5755.760	---	---
11N40SISO	Ant1	5785	21.480	5774.320	5795.800	---	---
		5825	21.640	5814.000	5835.640	---	---
		5190	38.720	5170.640	5209.360	---	---
		5230	43.120	5210.080	5253.200	---	---
		5270	45.840	5250.000	5295.840	---	---
		5310	40.240	5290.080	5330.320	---	---
		5510	41.600	5489.920	5531.520	---	---
		5550	40.080	5530.080	5570.160	---	---
11AC20SISO	Ant1	5670	49.360	5649.600	5698.960	---	---
		5755	44.240	5735.000	5779.240	---	---
		5795	43.280	5775.160	5818.440	---	---
		5180	22.320	5168.760	5191.080	---	---
		5200	23.200	5188.880	5212.080	---	---
		5240	21.800	5229.360	5251.160	---	---
		5260	23.080	5249.200	5272.280	---	---
		5280	21.600	5269.280	5290.880	---	---
		5320	21.400	5309.400	5330.800	---	---
		5500	21.400	5489.240	5510.640	---	---
		11AC40SISO	Ant1	5580	21.320	5569.360	5590.680
5700	22.920			5689.120	5712.040	---	---
5745	21.400			5734.320	5755.720	---	---
5785	21.880			5774.320	5796.200	---	---
5825	22.520			5814.080	5836.600	---	---
5190	48.000			5169.440	5217.440	---	---
5230	47.600			5209.520	5257.120	---	---
5270	41.680			5250.320	5292.000	---	---
5310	46.880			5290.000	5336.880	---	---
11AC80SISO	Ant1	5510	47.280	5490.160	5537.440	---	---
		5550	44.640	5530.160	5574.800	---	---
		5670	51.120	5650.160	5701.280	---	---
		5755	41.680	5735.000	5776.680	---	---
		5795	46.160	5775.080	5821.240	---	---
		5210	83.040	5167.920	5250.960	---	---
		5290	80.960	5249.840	5330.800	---	---
		5530	82.080	5489.200	5571.280	---	---
11AC80SISO	Ant1	5610	83.200	5568.400	5651.600	---	---
		5775	82.880	5733.720	5816.600	---	---

Test Graphs







































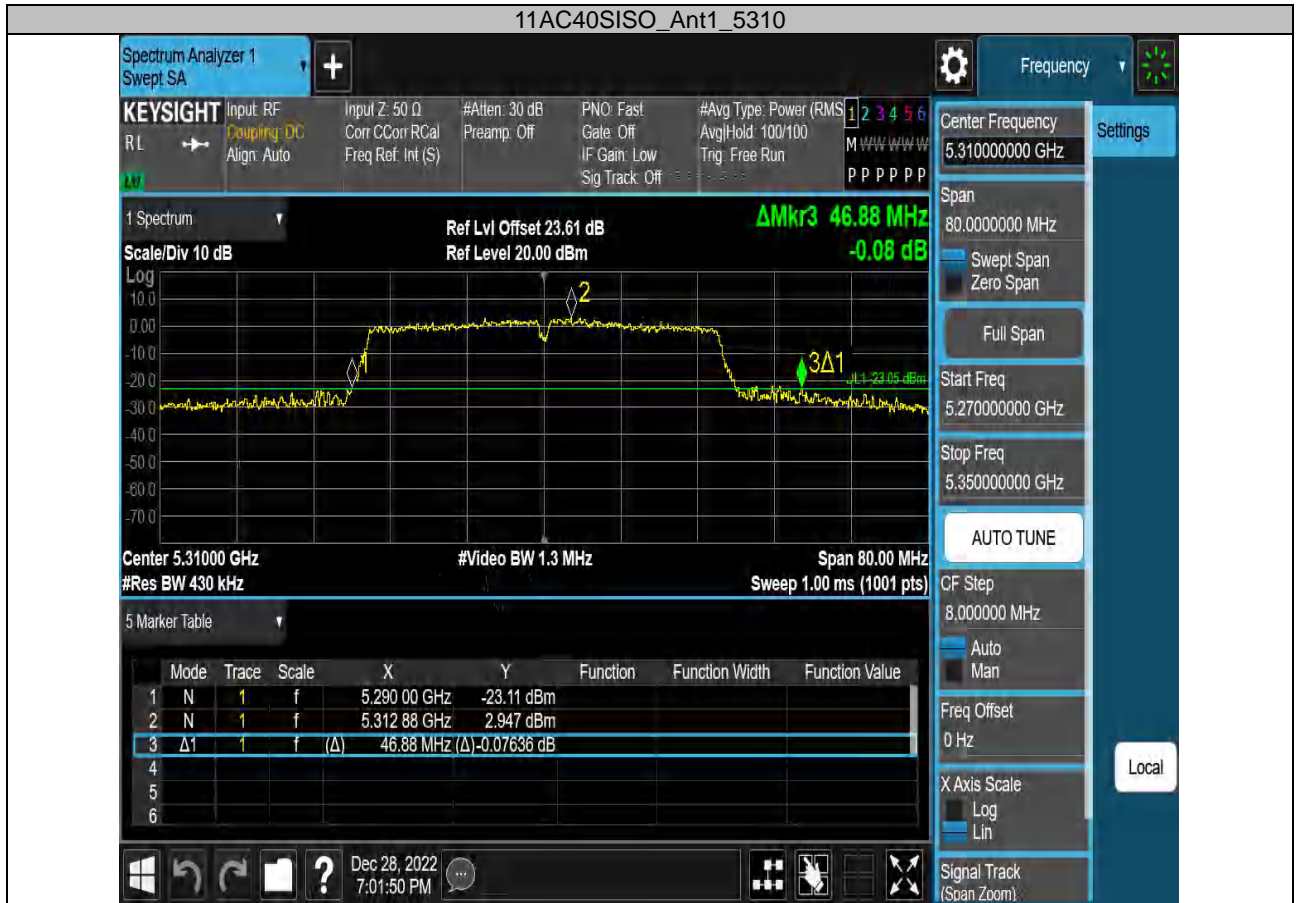






















Occupied channel bandwidth

TestMode	Antenna	Frequency[MHz]	OCB [MHz]	FL[MHz]	FH[MHz]	Limit[MHz]	Verdict
11A	Ant1	5180	17.660	5171.1255	5188.7855	---	---
		5200	17.559	5191.1465	5208.7055	---	---
		5240	17.572	5231.1583	5248.7303	---	---
		5260	17.514	5251.2035	5268.7175	---	---
		5280	17.494	5271.2187	5288.7127	---	---
		5320	17.519	5311.1549	5328.6739	---	---
		5500	17.564	5491.1404	5508.7044	---	---
		5580	17.491	5571.2027	5588.6937	---	---
		5700	17.585	5691.1065	5708.6915	---	---
		5745	17.531	5736.1581	5753.6891	---	---
		5785	17.568	5776.1496	5793.7176	---	---
5825	17.472	5816.2089	5833.6809	---	---		
11N20SISO	Ant1	5180	18.510	5170.7482	5189.2582	---	---
		5200	18.512	5190.7646	5209.2766	---	---
		5240	18.560	5230.6856	5249.2456	---	---
		5260	18.514	5250.7774	5269.2914	---	---
		5280	18.457	5270.7899	5289.2469	---	---
		5320	18.491	5310.7410	5329.2320	---	---
		5500	18.437	5490.7977	5509.2347	---	---
		5580	18.418	5570.8120	5589.2300	---	---
		5700	18.479	5690.7846	5709.2636	---	---
		5745	18.454	5735.7851	5754.2391	---	---
		5785	18.478	5775.7716	5794.2496	---	---
5825	18.418	5815.7893	5834.2073	---	---		
11N40SISO	Ant1	5190	36.804	5171.5818	5208.3858	---	---
		5230	36.760	5211.5847	5248.3447	---	---
		5270	36.871	5251.5891	5288.4601	---	---
		5310	36.748	5291.5761	5328.3241	---	---
		5510	36.832	5491.5809	5528.4129	---	---
		5550	36.818	5531.6548	5568.4728	---	---
		5670	36.692	5651.6503	5688.3423	---	---
		5755	36.718	5736.6664	5773.3844	---	---
		5795	36.744	5776.7107	5813.4547	---	---
11AC20SISO	Ant1	5180	18.498	5170.6991	5189.1971	---	---
		5200	18.543	5190.7090	5209.2520	---	---
		5240	18.526	5230.7217	5249.2477	---	---
		5260	18.566	5250.7210	5269.2870	---	---
		5280	18.491	5270.7725	5289.2635	---	---
		5320	18.469	5310.7418	5329.2108	---	---
		5500	18.432	5490.7428	5509.1748	---	---
		5580	18.349	5570.8337	5589.1827	---	---
		5700	18.449	5690.7445	5709.1935	---	---
		5745	18.460	5735.7695	5754.2295	---	---
		5785	18.455	5775.7645	5794.2195	---	---
5825	18.511	5815.7450	5834.2560	---	---		
11AC40SISO	Ant1	5190	36.820	5171.5752	5208.3952	---	---
		5230	36.804	5211.6162	5248.4202	---	---
		5270	36.863	5251.6430	5288.5060	---	---
		5310	36.735	5291.6167	5328.3517	---	---
		5510	36.762	5491.6224	5528.3844	---	---
		5550	36.805	5531.6681	5568.4731	---	---
		5670	36.770	5651.6368	5688.4068	---	---
		5755	36.725	5736.6830	5773.4080	---	---
		5795	36.862	5776.6474	5813.5094	---	---
11AC80SISO	Ant1	5210	76.042	5171.9054	5247.9474	---	---
		5290	75.903	5252.0441	5327.9471	---	---
		5530	76.172	5492.0240	5568.1960	---	---
		5610	76.016	5572.0443	5648.0603	---	---
		5775	76.147	5737.0333	5813.1803	---	---

Test Graphs





