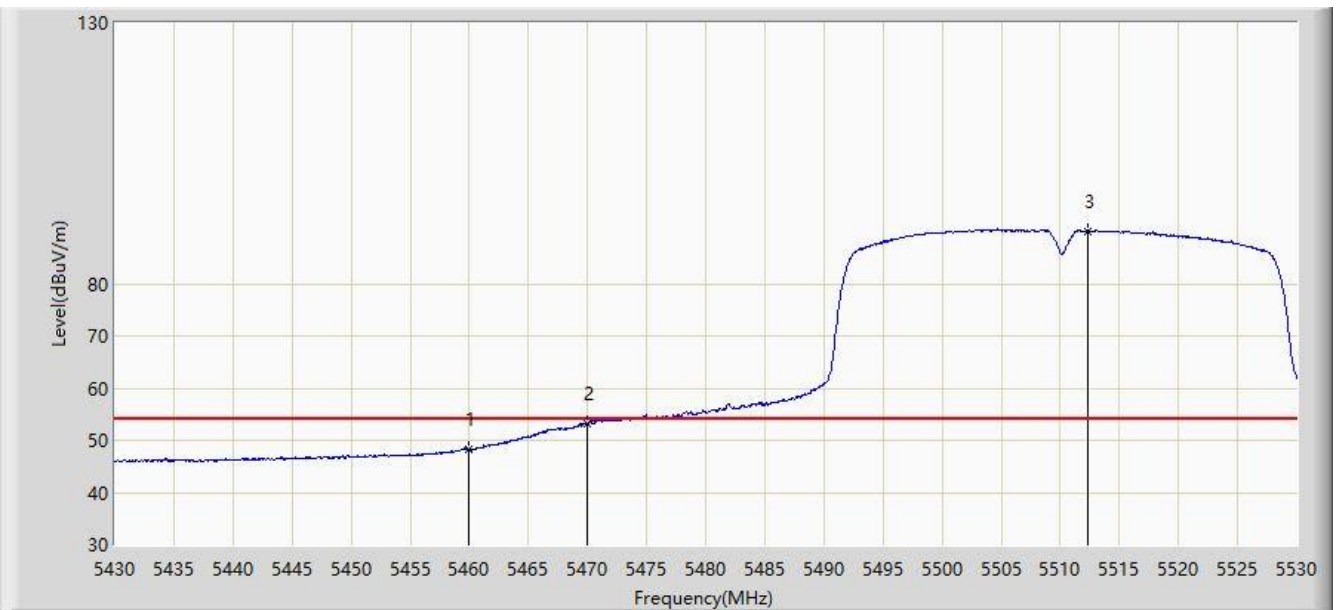


Site: AC1	Time: 2018/02/28 - 07:40
Limit: FCC_Part15.209_RE(3m)	Engineer: Bruce Wang
Probe: BBHA9120D_1-18GHz	Polarity: Horizontal
EUT: Wi-Fi USB Dongle	Power: DC 5V
Test Mode: Transmit by 802.11n-HT40 at Channel 5510MHz	

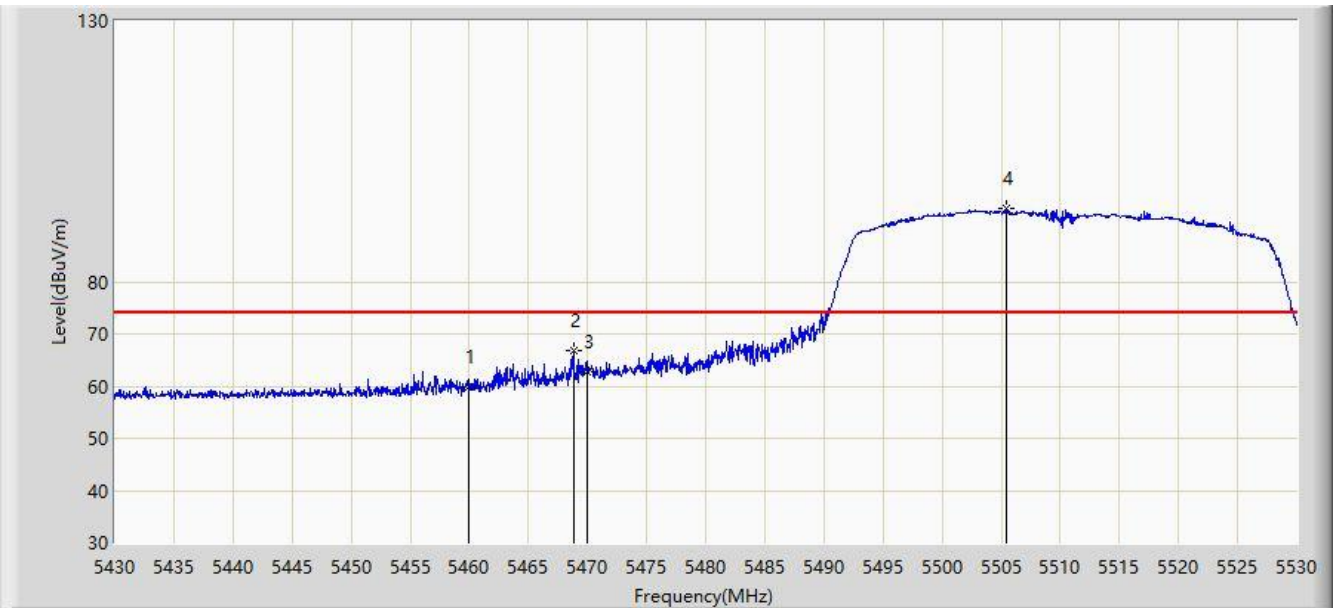


No	Flag	Mark	Frequency (MHz)	Measure Level (dBuV/m)	Reading Level (dBuV)	Over Limit (dB)	Limit (dBuV/m)	Factor (dB)	Type
1			5460.000	48.134	41.332	-5.866	54.000	6.802	AV
2			5470.000	53.219	46.374	-0.781	54.000	6.845	AV
3		*	5512.350	90.125	83.313	N/A	N/A	6.812	AV

Note: Measure Level (dB $\mu$ V/m) = Reading Level (dB $\mu$ V) + Factor (dB)

Factor (dB) = Cable Loss (dB) + Antenna Factor (dB/m) - Pre\_Amplifier Gain (dB)

Site: AC1	Time: 2018/02/28 - 07:49
Limit: FCC_Part15.209_RE(3m)	Engineer: Bruce Wang
Probe: BBHA9120D_1-18GHz	Polarity: Vertical
EUT: Wi-Fi USB Dongle	Power: DC 5V
Test Mode: Transmit by 802.11n-HT40 at Channel 5510MHz	

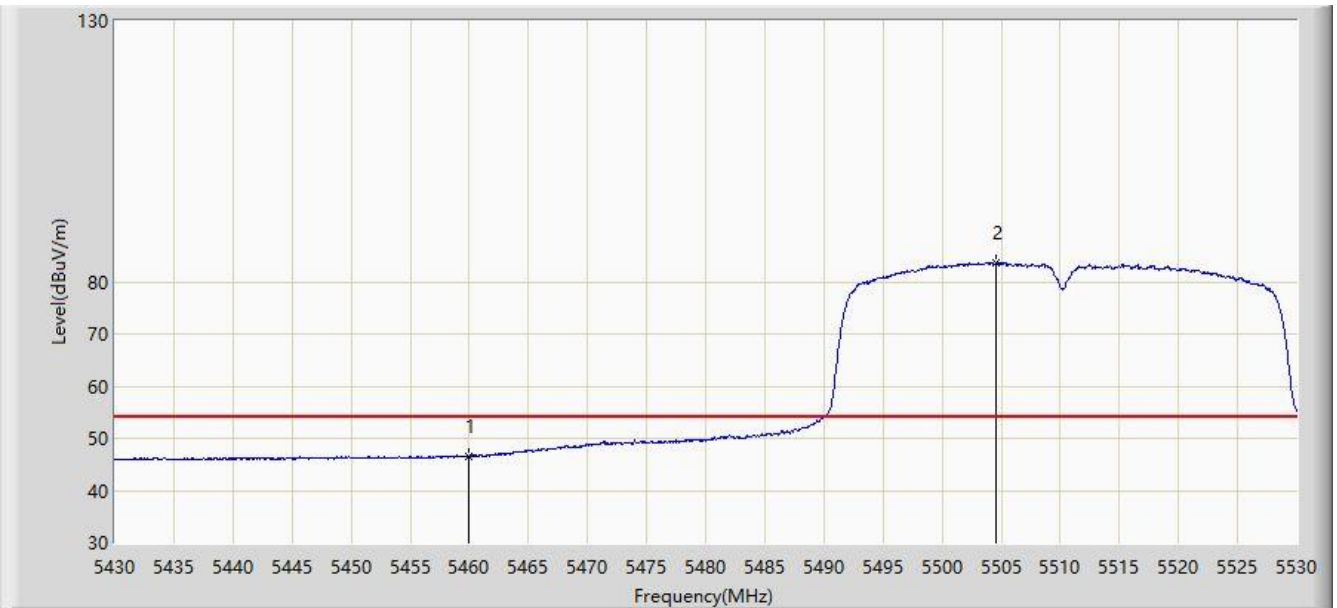


No	Flag	Mark	Frequency (MHz)	Measure Level (dBuV/m)	Reading Level (dBuV)	Over Limit (dB)	Limit (dBuV/m)	Factor (dB)	Type
1			5460.000	59.974	53.172	-14.026	74.000	6.802	PK
2			5468.800	66.865	60.025	-7.135	74.000	6.840	PK
3			5470.000	62.681	55.836	-11.319	74.000	6.845	PK
4		*	5505.500	94.020	87.209	N/A	N/A	6.810	PK

Note: Measure Level (dB $\mu$ V/m) = Reading Level (dB $\mu$ V) + Factor (dB)

Factor (dB) = Cable Loss (dB) + Antenna Factor (dB/m) - Pre\_Amplifier Gain (dB)

Site: AC1	Time: 2018/02/28 - 07:54
Limit: FCC_Part15.209_RE(3m)	Engineer: Bruce Wang
Probe: BBHA9120D_1-18GHz	Polarity: Vertical
EUT: Wi-Fi USB Dongle	Power: DC 5V
Test Mode: Transmit by 802.11n-HT40 at Channel 5510MHz	

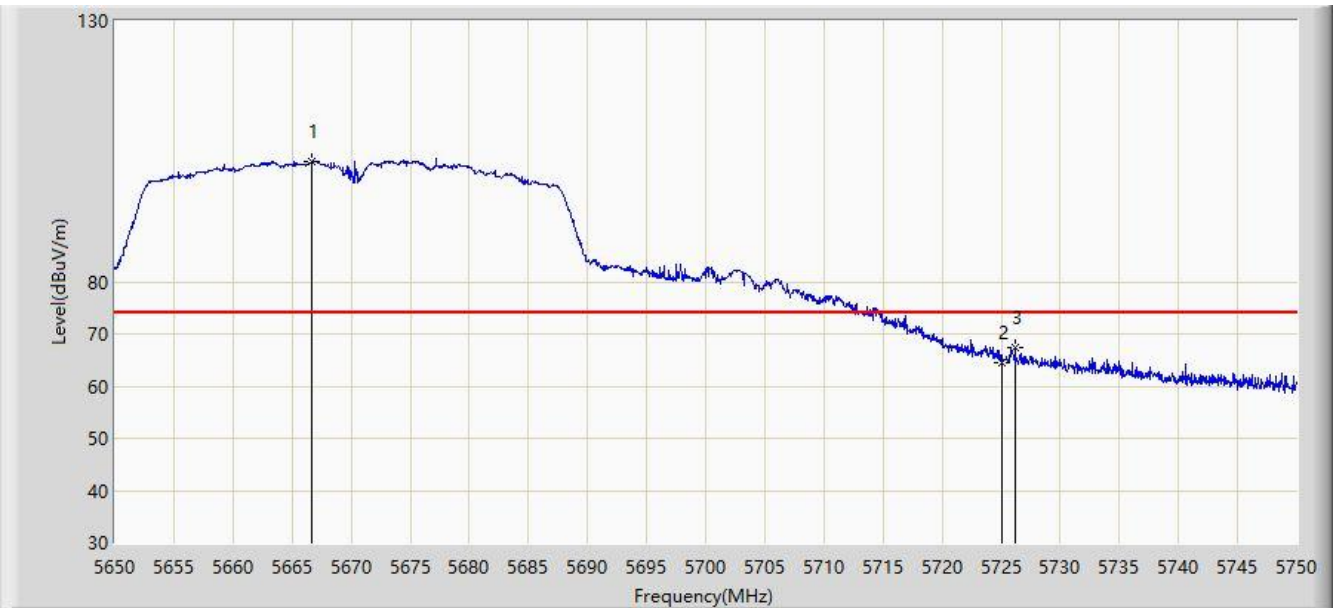


No	Flag	Mark	Frequency (MHz)	Measure Level (dBuV/m)	Reading Level (dBuV)	Over Limit (dB)	Limit (dBuV/m)	Factor (dB)	Type
1			5460.000	46.576	39.774	-7.424	54.000	6.802	AV
2		*	5504.600	83.594	76.783	N/A	N/A	6.811	AV

Note: Measure Level (dB $\mu$ V/m) = Reading Level (dB $\mu$ V) + Factor (dB)

Factor (dB) = Cable Loss (dB) + Antenna Factor (dB/m) - Pre\_Amplifier Gain (dB)

Site: AC1	Time: 2018/02/28 - 08:06
Limit: FCC_Part15.209_RE(3m)	Engineer: Bruce Wang
Probe: BBHA9120D_1-18GHz	Polarity: Horizontal
EUT: Wi-Fi USB Dongle	Power: DC 5V
Test Mode: Transmit by 802.11n-HT40 at Channel 5670MHz	

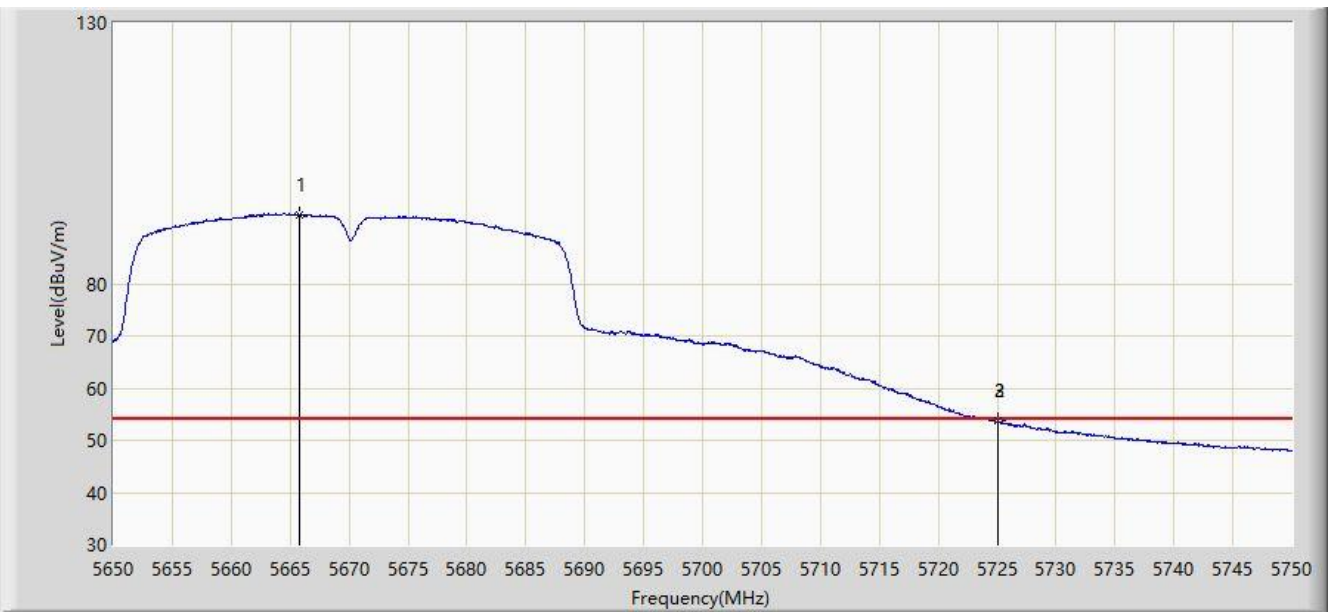


No	Flag	Mark	Frequency (MHz)	Measure Level (dBuV/m)	Reading Level (dBuV)	Over Limit (dB)	Limit (dBuV/m)	Factor (dB)	Type
1		*	5666.700	103.052	96.010	N/A	N/A	7.043	PK
2			5725.000	64.479	57.151	-9.521	74.000	7.328	PK
3			5726.200	67.362	60.027	-6.638	74.000	7.335	PK

Note: Measure Level (dB $\mu$ V/m) = Reading Level (dB $\mu$ V) + Factor (dB)

Factor (dB) = Cable Loss (dB) + Antenna Factor (dB/m) - Pre\_Amplifier Gain (dB)

Site: AC1	Time: 2018/02/28 - 08:02
Limit: FCC_Part15.209_RE(3m)	Engineer: Bruce Wang
Probe: BBHA9120D_1-18GHz	Polarity: Horizontal
EUT: Wi-Fi USB Dongle	Power: DC 5V
Test Mode: Transmit by 802.11n-HT40 at Channel 5670MHz	

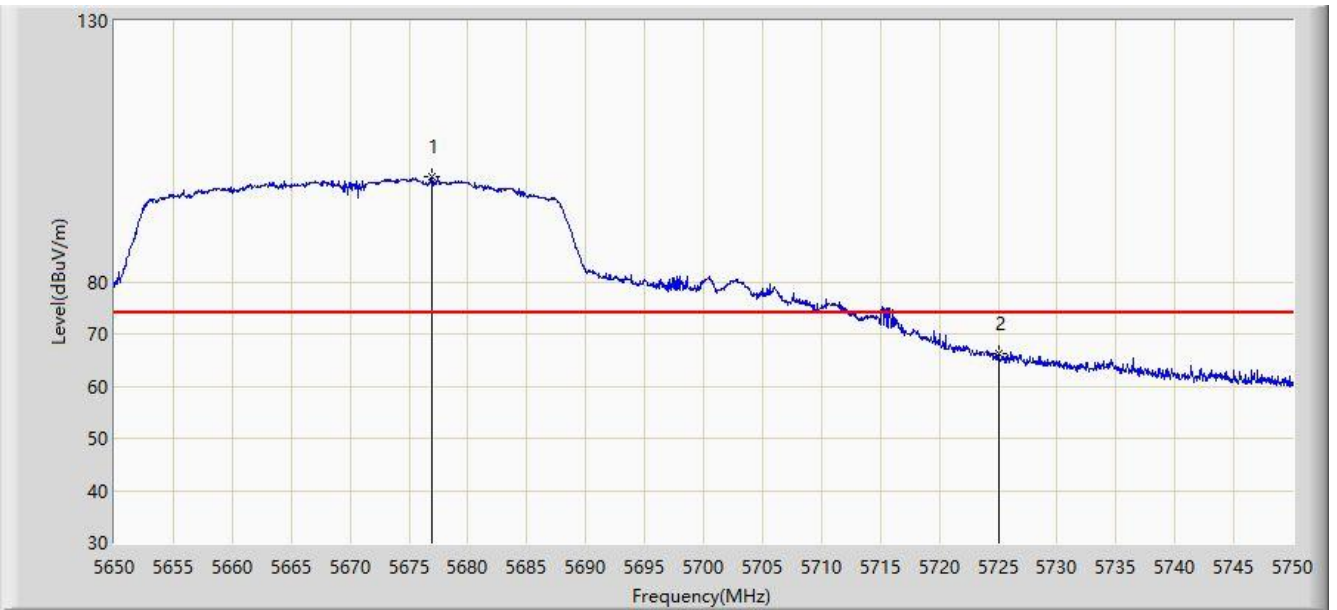


No	Flag	Mark	Frequency (MHz)	Measure Level (dBuV/m)	Reading Level (dBuV)	Over Limit (dB)	Limit (dBuV/m)	Factor (dB)	Type
1		*	5665.800	93.201	86.160	N/A	N/A	7.040	AV
2			5725.000	53.661	46.333	-0.339	54.000	7.328	AV
3			5725.050	53.691	46.363	-0.309	54.000	7.328	AV

Note: Measure Level (dBμV/m) = Reading Level (dBμV) + Factor (dB)

Factor (dB) = Cable Loss (dB) + Antenna Factor (dB/m) - Pre\_Amplifier Gain (dB)

Site: AC1	Time: 2018/02/28 - 08:06
Limit: FCC_Part15.209_RE(3m)	Engineer: Bruce Wang
Probe: BBHA9120D_1-18GHz	Polarity: Vertical
EUT: Wi-Fi USB Dongle	Power: DC 5V
Test Mode: Transmit by 802.11n-HT40 at Channel 5670MHz	

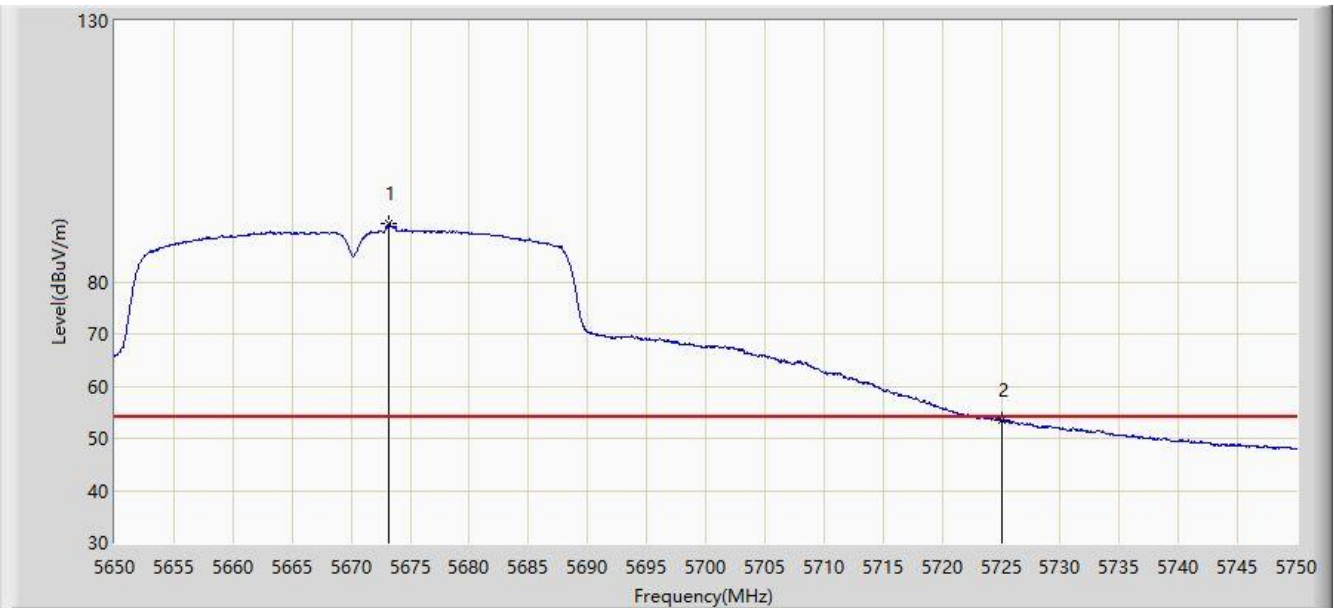


No	Flag	Mark	Frequency (MHz)	Measure Level (dBuV/m)	Reading Level (dBuV)	Over Limit (dB)	Limit (dBuV/m)	Factor (dB)	Type
1		*	5677.000	100.067	93.005	N/A	N/A	7.062	PK
2			5725.000	66.370	59.042	-7.630	74.000	7.328	PK

Note: Measure Level (dB $\mu$ V/m) = Reading Level (dB $\mu$ V) + Factor (dB)

Factor (dB) = Cable Loss (dB) + Antenna Factor (dB/m) - Pre\_Amplifier Gain (dB)

Site: AC1	Time: 2018/02/28 - 08:13
Limit: FCC_Part15.209_RE(3m)	Engineer: Bruce Wang
Probe: BBHA9120D_1-18GHz	Polarity: Horizontal
EUT: Wi-Fi USB Dongle	Power: DC 5V
Test Mode: Transmit by 802.11n-HT40 at Channel 5670MHz	

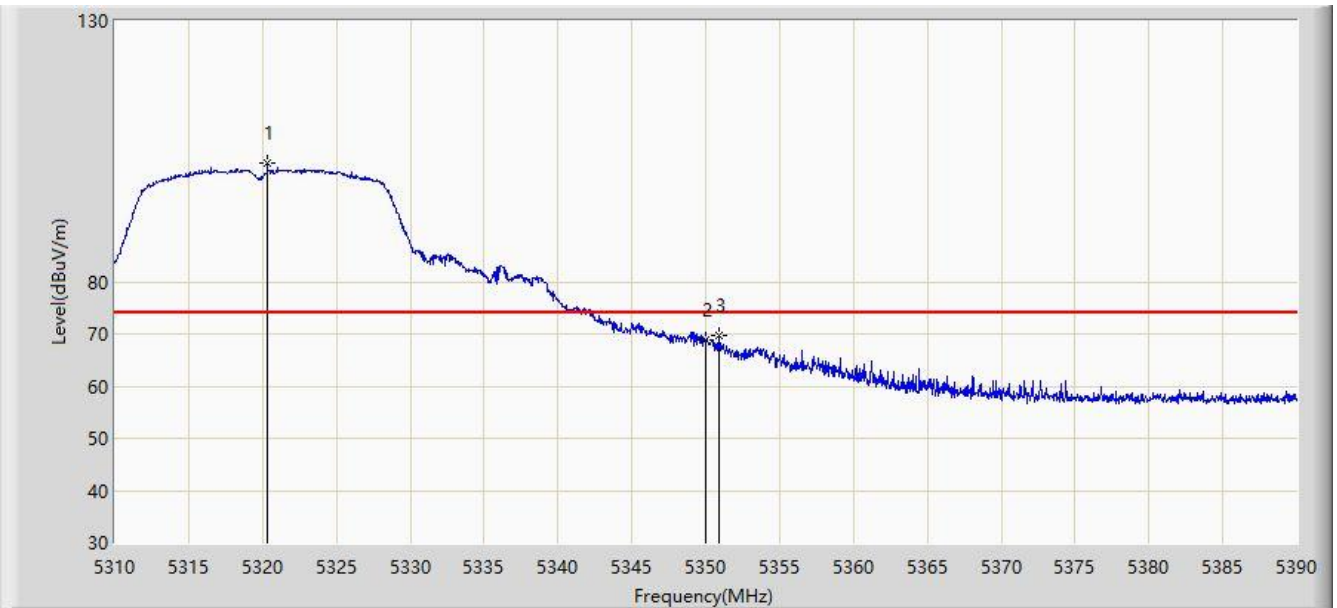


No	Flag	Mark	Frequency (MHz)	Measure Level (dBuV/m)	Reading Level (dBuV)	Over Limit (dB)	Limit (dBuV/m)	Factor (dB)	Type
1		*	5673.200	91.082	84.029	N/A	N/A	7.053	AV
2			5725.000	53.373	46.045	-0.627	54.000	7.328	AV

Note: Measure Level (dB $\mu$ V/m) = Reading Level (dB $\mu$ V) + Factor (dB)

Factor (dB) = Cable Loss (dB) + Antenna Factor (dB/m) - Pre\_Amplifier Gain (dB)

Site: AC1	Time: 2018/02/28 - 08:34
Limit: FCC_Part15.209_RE(3m)	Engineer: Bruce Wang
Probe: BBHA9120D_1-18GHz	Polarity: Horizontal
EUT: Wi-Fi USB Dongle	Power: DC 5V
Test Mode: Transmit by 802.11ac-VHT20 at Channel 5320MHz	



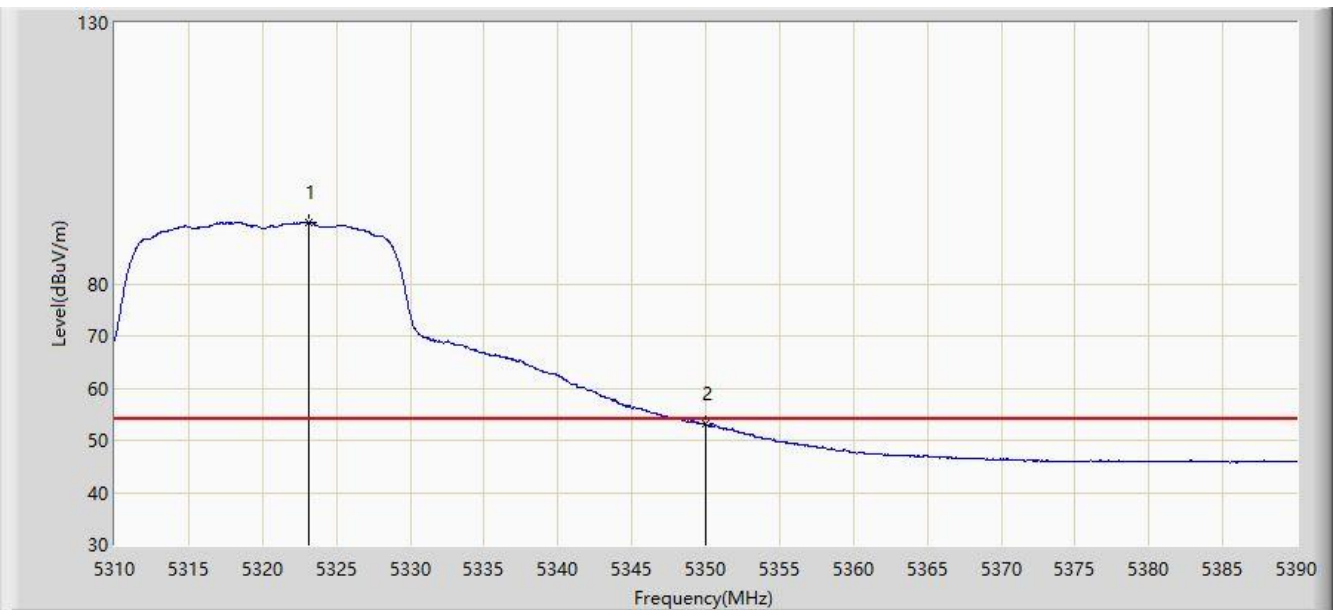
No	Flag	Mark	Frequency (MHz)	Measure Level (dBuV/m)	Reading Level (dBuV)	Over Limit (dB)	Limit (dBuV/m)	Factor (dB)	Type
1		*	5320.320	102.661	96.366	N/A	N/A	6.295	PK
2			5350.000	68.913	62.453	-5.087	74.000	6.460	PK
3			5350.880	69.647	63.182	-4.353	74.000	6.465	PK

Note: Measure Level (dB $\mu$ V/m) = Reading Level (dB $\mu$ V) + Factor (dB)

Factor (dB) = Cable Loss (dB) + Antenna Factor (dB/m) - Pre\_Amplifier Gain (dB)



Site: AC1	Time: 2018/02/28 - 08:28
Limit: FCC_Part15.209_RE(3m)	Engineer: Bruce Wang
Probe: BBHA9120D_1-18GHz	Polarity: Horizontal
EUT: Wi-Fi USB Dongle	Power: DC 5V
Test Mode: Transmit by 802.11ac-VHT20 at Channel 5320MHz	

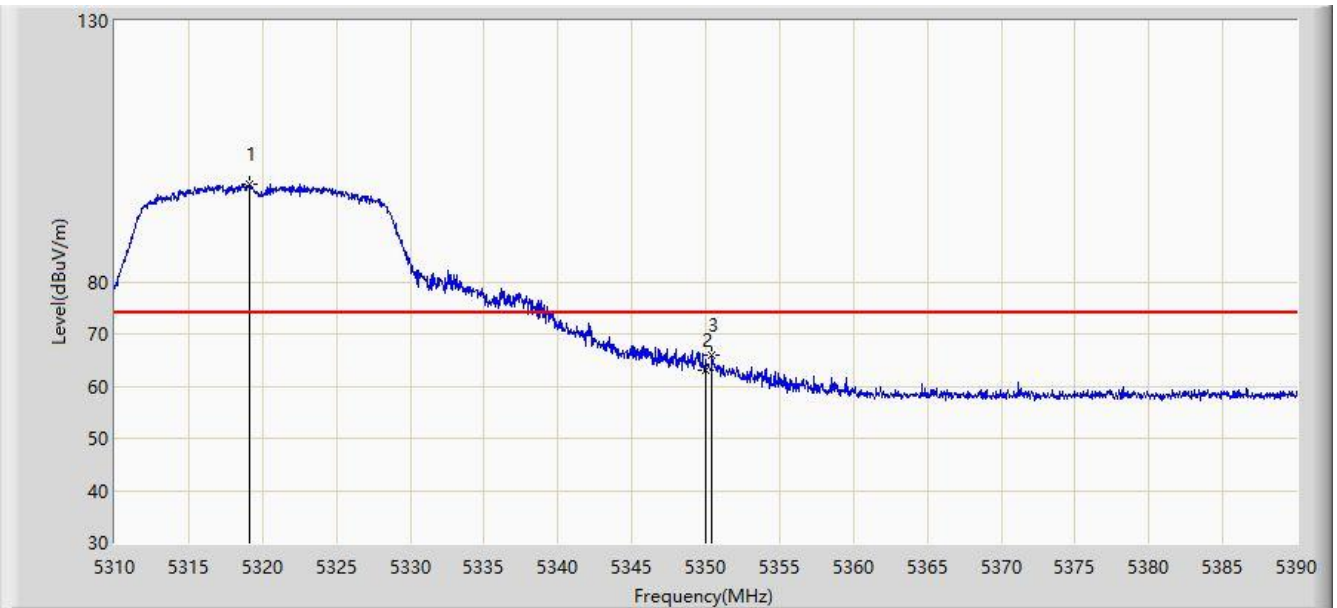


No	Flag	Mark	Frequency (MHz)	Measure Level (dBuV/m)	Reading Level (dBuV)	Over Limit (dB)	Limit (dBuV/m)	Factor (dB)	Type
1		*	5323.160	91.817	85.506	N/A	N/A	6.311	AV
2			5350.000	53.071	46.611	-0.929	54.000	6.460	AV

Note: Measure Level (dB $\mu$ V/m) = Reading Level (dB $\mu$ V) + Factor (dB)

Factor (dB) = Cable Loss (dB) + Antenna Factor (dB/m) - Pre\_Amplifier Gain (dB)

Site: AC1	Time: 2018/02/28 - 08:34
Limit: FCC_Part15.209_RE(3m)	Engineer: Bruce Wang
Probe: BBHA9120D_1-18GHz	Polarity: Vertical
EUT: Wi-Fi USB Dongle	Power: DC 5V
Test Mode: Transmit by 802.11ac-VHT20 at Channel 5320MHz	

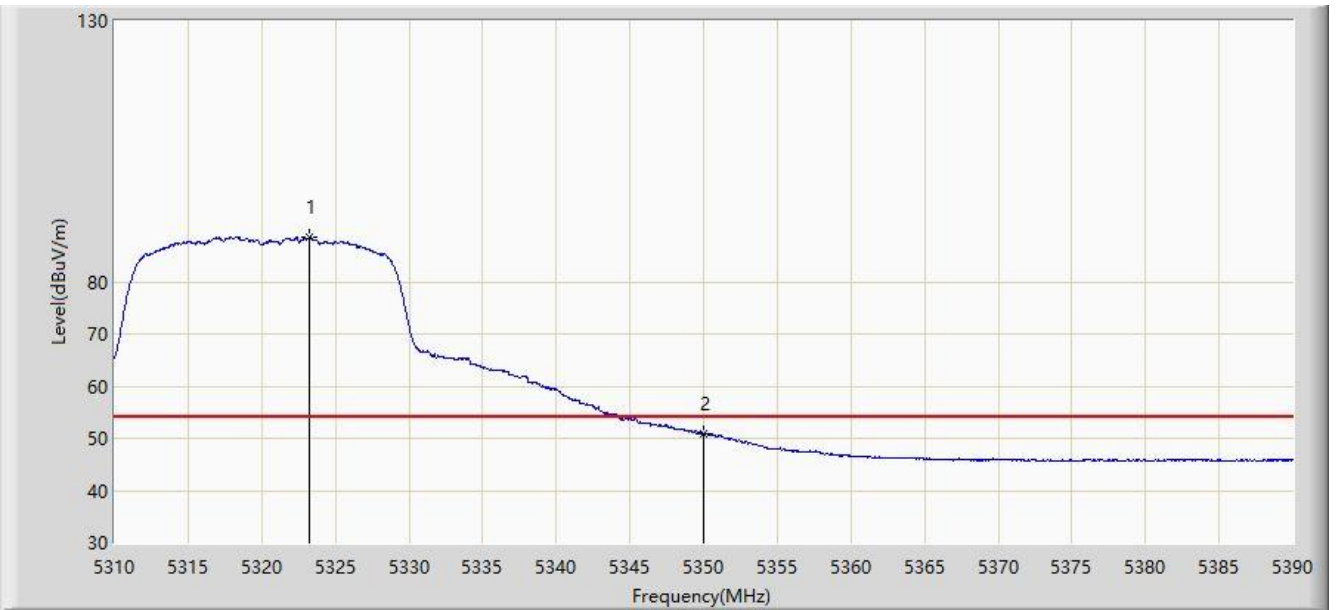


No	Flag	Mark	Frequency (MHz)	Measure Level (dBuV/m)	Reading Level (dBuV)	Over Limit (dB)	Limit (dBuV/m)	Factor (dB)	Type
1		*	5319.080	98.673	92.385	N/A	N/A	6.288	PK
2			5350.000	63.120	56.660	-10.880	74.000	6.460	PK
3			5350.400	65.815	59.353	-8.185	74.000	6.462	PK

Note: Measure Level (dB $\mu$ V/m) = Reading Level (dB $\mu$ V) + Factor (dB)

Factor (dB) = Cable Loss (dB) + Antenna Factor (dB/m) - Pre\_Amplifier Gain (dB)

Site: AC1	Time: 2018/02/28 - 08:39
Limit: FCC_Part15.209_RE(3m)	Engineer: Bruce Wang
Probe: BBHA9120D_1-18GHz	Polarity: Vertical
EUT: Wi-Fi USB Dongle	Power: DC 5V
Test Mode: Transmit by 802.11ac-VHT20 at Channel 5320MHz	

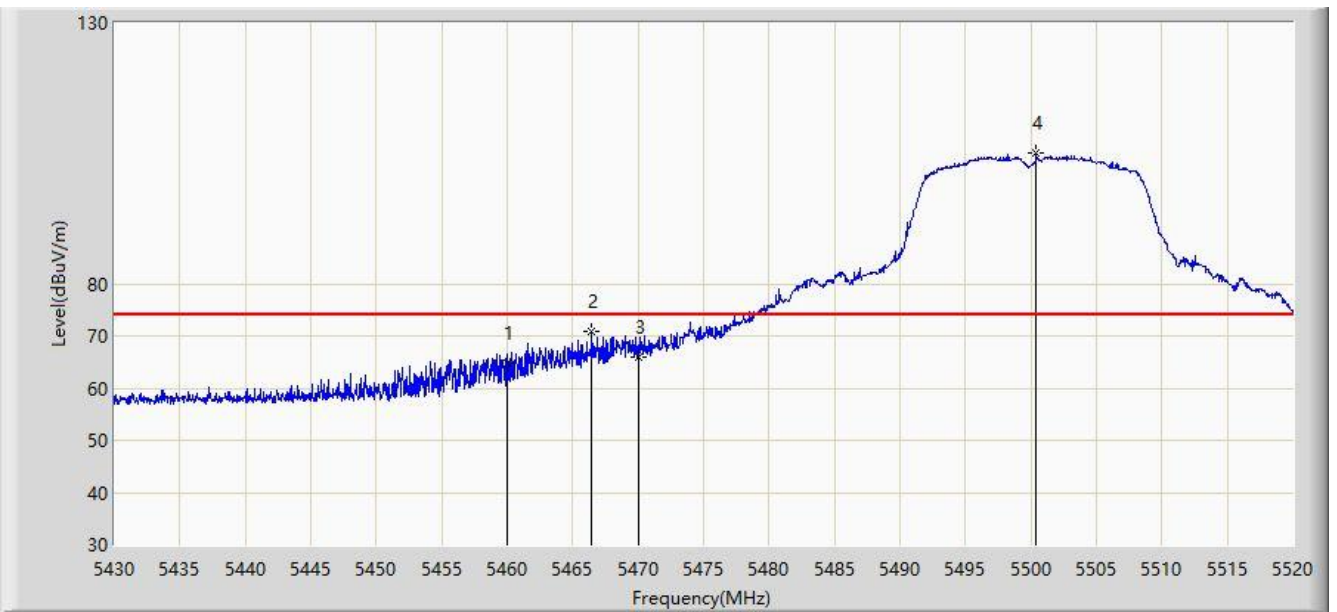


No	Flag	Mark	Frequency (MHz)	Measure Level (dBuV/m)	Reading Level (dBuV)	Over Limit (dB)	Limit (dBuV/m)	Factor (dB)	Type
1		*	5323.280	88.587	82.275	N/A	N/A	6.313	AV
2			5350.000	50.854	44.394	-3.146	54.000	6.460	AV

Note: Measure Level (dB $\mu$ V/m) = Reading Level (dB $\mu$ V) + Factor (dB)

Factor (dB) = Cable Loss (dB) + Antenna Factor (dB/m) - Pre\_Amplifier Gain (dB)

Site: AC1	Time: 2018/02/28 - 09:03
Limit: FCC_Part15.209_RE(3m)	Engineer: Bruce Wang
Probe: BBHA9120D_1-18GHz	Polarity: Horizontal
EUT: Wi-Fi USB Dongle	Power: DC 5V
Test Mode: Transmit by 802.11ac-VHT20 at Channel 5500MHz	

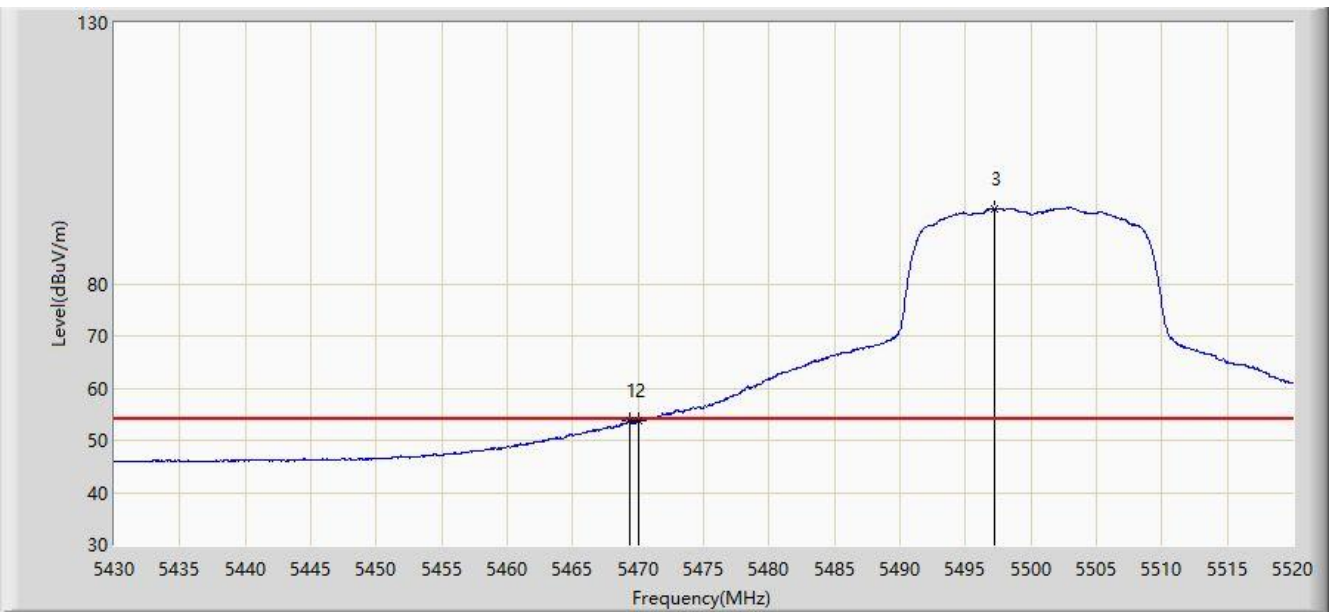


No	Flag	Mark	Frequency (MHz)	Measure Level (dBuV/m)	Reading Level (dBuV)	Over Limit (dB)	Limit (dBuV/m)	Factor (dB)	Type
1			5460.000	64.893	58.091	-9.107	74.000	6.802	PK
2			5466.450	70.733	63.903	-3.267	74.000	6.830	PK
3			5470.000	65.918	59.073	-8.082	74.000	6.845	PK
4		*	5500.425	105.019	98.201	N/A	N/A	6.818	PK

Note: Measure Level (dB $\mu$ V/m) = Reading Level (dB $\mu$ V) + Factor (dB)

Factor (dB) = Cable Loss (dB) + Antenna Factor (dB/m) - Pre\_Amplifier Gain (dB)

Site: AC1	Time: 2018/02/28 - 08:51
Limit: FCC_Part15.209_RE(3m)	Engineer: Bruce Wang
Probe: BBHA9120D_1-18GHz	Polarity: Horizontal
EUT: Wi-Fi USB Dongle	Power: DC 5V
Test Mode: Transmit by 802.11ac-VHT20 at Channel 5500MHz	

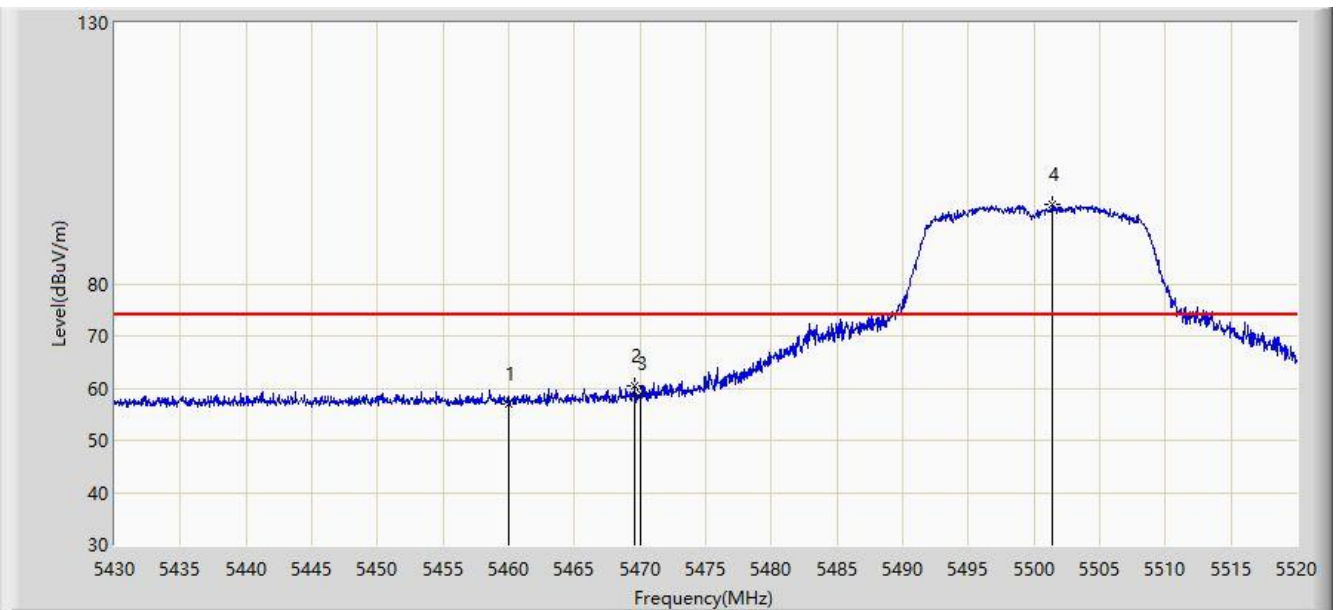


No	Flag	Mark	Frequency (MHz)	Measure Level (dBuV/m)	Reading Level (dBuV)	Over Limit (dB)	Limit (dBuV/m)	Factor (dB)	Type
1			5469.375	53.725	46.883	-0.275	54.000	6.842	AV
2			5470.000	53.648	46.803	-0.352	54.000	6.845	AV
3		*	5497.230	94.460	87.636	N/A	N/A	6.824	AV

Note: Measure Level (dB $\mu$ V/m) = Reading Level (dB $\mu$ V) + Factor (dB)

Factor (dB) = Cable Loss (dB) + Antenna Factor (dB/m) - Pre\_Amplifier Gain (dB)

Site: AC1	Time: 2018/02/28 - 09:04
Limit: FCC_Part15.209_RE(3m)	Engineer: Bruce Wang
Probe: BBHA9120D_1-18GHz	Polarity: Vertical
EUT: Wi-Fi USB Dongle	Power: DC 5V
Test Mode: Transmit by 802.11ac-VHT20 at Channel 5500MHz	

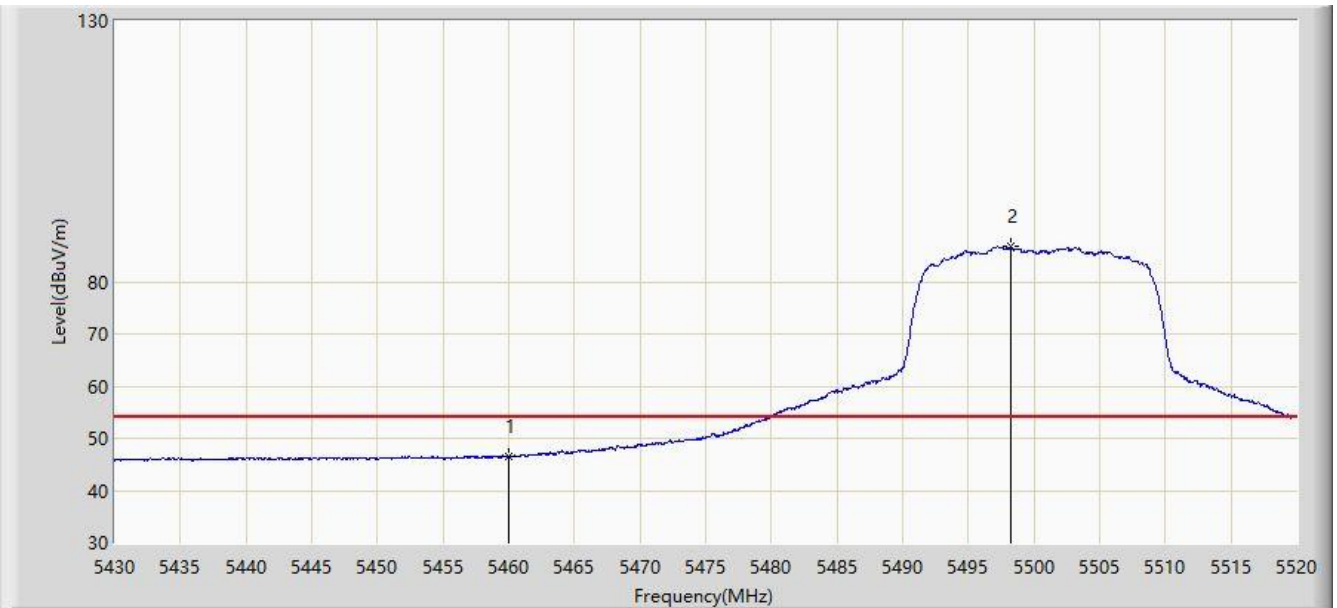


No	Flag	Mark	Frequency (MHz)	Measure Level (dBuV/m)	Reading Level (dBuV)	Over Limit (dB)	Limit (dBuV/m)	Factor (dB)	Type
1			5460.000	56.945	50.143	-17.055	74.000	6.802	PK
2			5469.600	60.355	53.512	-13.645	74.000	6.844	PK
3			5470.000	58.957	52.112	-15.043	74.000	6.845	PK
4		*	5501.370	95.157	88.340	N/A	N/A	6.816	PK

Note: Measure Level (dB $\mu$ V/m) = Reading Level (dB $\mu$ V) + Factor (dB)

Factor (dB) = Cable Loss (dB) + Antenna Factor (dB/m) - Pre\_Amplifier Gain (dB)

Site: AC1	Time: 2018/02/28 - 09:05
Limit: FCC_Part15.209_RE(3m)	Engineer: Bruce Wang
Probe: BBHA9120D_1-18GHz	Polarity: Vertical
EUT: Wi-Fi USB Dongle	Power: DC 5V
Test Mode: Transmit by 802.11ac-VHT20 at Channel 5500MHz	

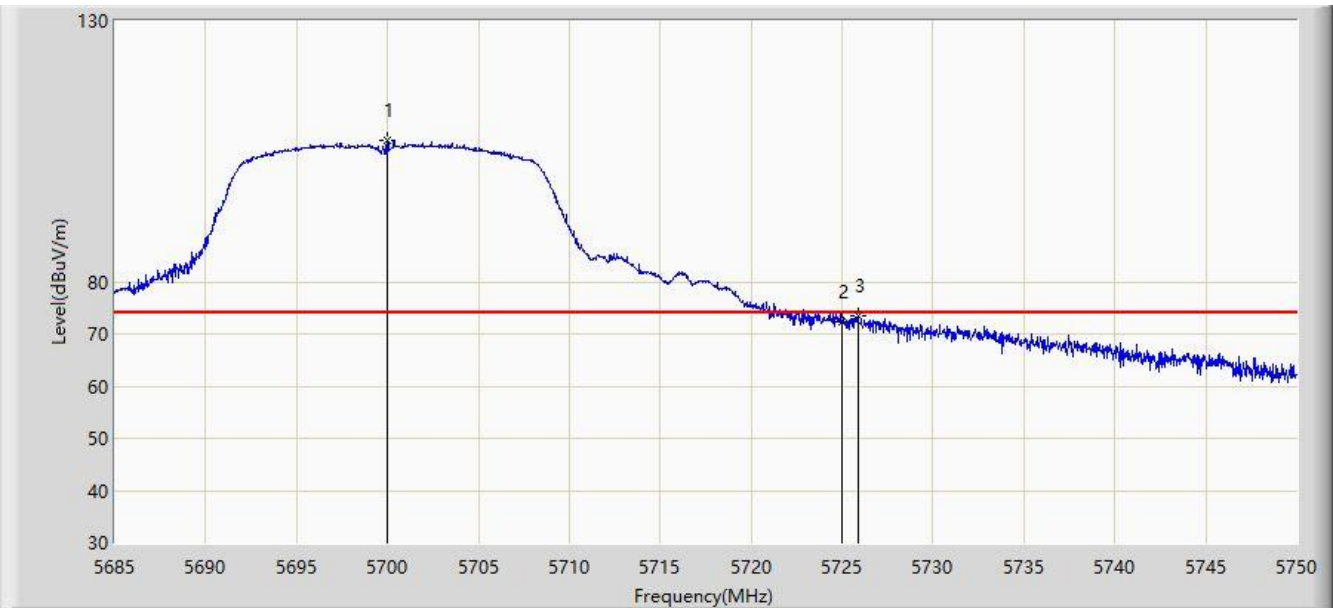


No	Flag	Mark	Frequency (MHz)	Measure Level (dBuV/m)	Reading Level (dBuV)	Over Limit (dB)	Limit (dBuV/m)	Factor (dB)	Type
1			5460.000	46.450	39.648	-7.550	54.000	6.802	AV
2		*	5498.265	86.699	79.877	N/A	N/A	6.822	AV

Note: Measure Level (dB $\mu$ V/m) = Reading Level (dB $\mu$ V) + Factor (dB)

Factor (dB) = Cable Loss (dB) + Antenna Factor (dB/m) - Pre\_Amplifier Gain (dB)

Site: AC1	Time: 2018/03/01 - 02:04
Limit: FCC_Part15.209_RE(3m)	Engineer: Bruce Wang
Probe: BBHA9120D_1-18GHz	Polarity: Horizontal
EUT: Wi-Fi USB Dongle	Power: DC 5V
Test Mode: Transmit by 802.11ac-VHT20 at Channel 5700MHz	



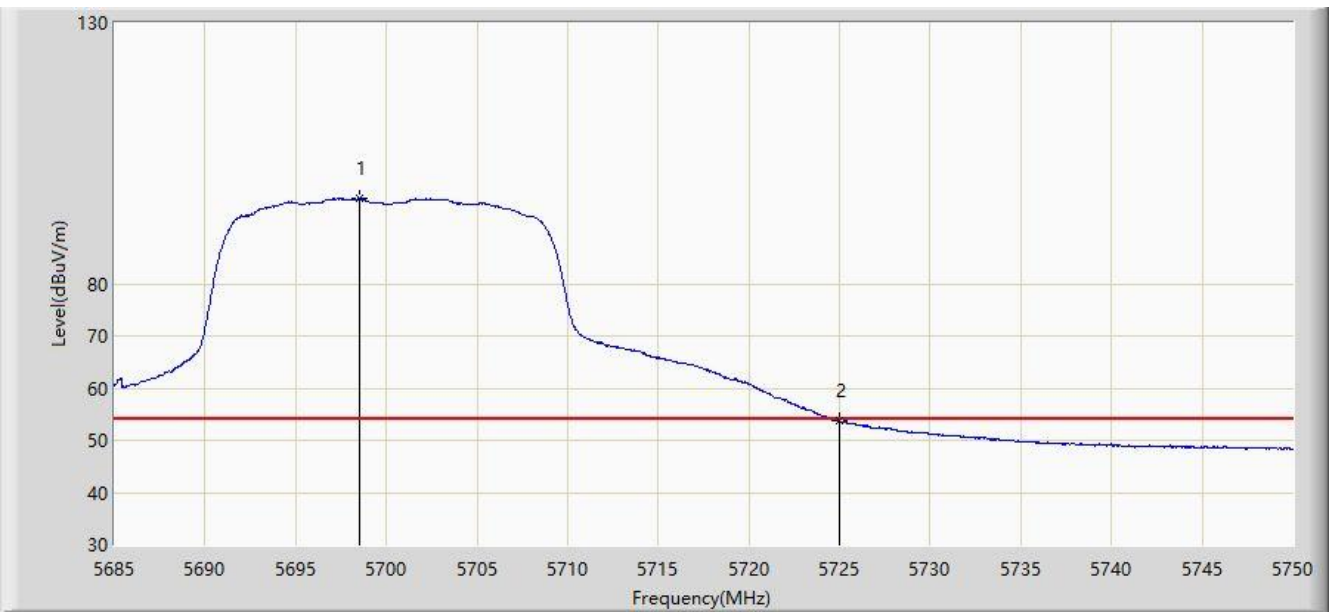
No	Flag	Mark	Frequency (MHz)	Measure Level (dBuV/m)	Reading Level (dBuV)	Over Limit (dB)	Limit (dBuV/m)	Factor (dB)	Type
1		*	5700.015	107.014	99.849	N/A	N/A	7.165	PK
2			5725.000	72.271	64.943	-1.729	74.000	7.328	PK
3			5725.853	73.620	66.287	-0.380	74.000	7.333	PK

Note: Measure Level (dB $\mu$ V/m) = Reading Level (dB $\mu$ V) + Factor (dB)

Factor (dB) = Cable Loss (dB) + Antenna Factor (dB/m) - Pre\_Amplifier Gain (dB)



Site: AC1	Time: 2018/03/01 - 02:00
Limit: FCC_Part15.209_RE(3m)	Engineer: Bruce Wang
Probe: BBHA9120D_1-18GHz	Polarity: Horizontal
EUT: Wi-Fi USB Dongle	Power: DC 5V
Test Mode: Transmit by 802.11ac-VHT20 at Channel 5700MHz	

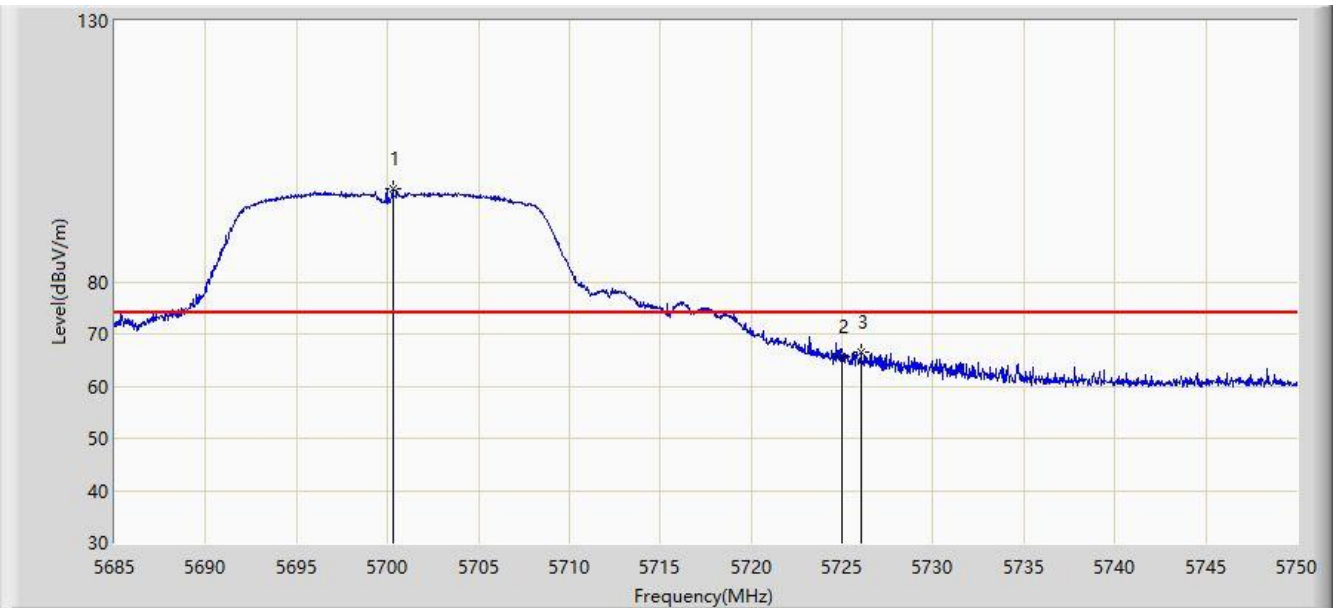


No	Flag	Mark	Frequency (MHz)	Measure Level (dBuV/m)	Reading Level (dBuV)	Over Limit (dB)	Limit (dBuV/m)	Factor (dB)	Type
1		*	5698.553	96.356	89.200	N/A	N/A	7.156	AV
2			5725.000	53.646	46.318	-0.354	54.000	7.328	AV

Note: Measure Level (dB $\mu$ V/m) = Reading Level (dB $\mu$ V) + Factor (dB)

Factor (dB) = Cable Loss (dB) + Antenna Factor (dB/m) - Pre\_Amplifier Gain (dB)

Site: AC1	Time: 2018/03/01 - 02:12
Limit: FCC_Part15.209_RE(3m)	Engineer: Bruce Wang
Probe: BBHA9120D_1-18GHz	Polarity: Vertical
EUT: Wi-Fi USB Dongle	Power: DC 5V
Test Mode: Transmit by 802.11ac-VHT20 at Channel 5700MHz	

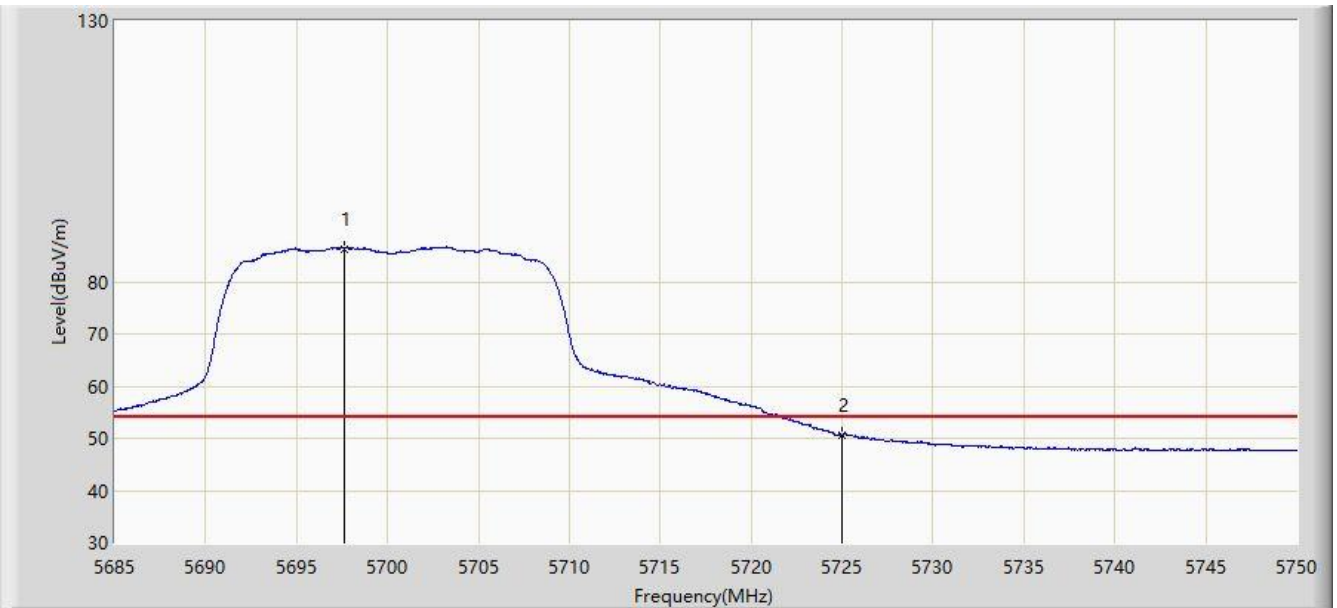


No	Flag	Mark	Frequency (MHz)	Measure Level (dBuV/m)	Reading Level (dBuV)	Over Limit (dB)	Limit (dBuV/m)	Factor (dB)	Type
1		*	5700.275	97.911	90.744	N/A	N/A	7.167	PK
2			5725.000	65.516	58.188	-8.484	74.000	7.328	PK
3			5726.015	66.570	59.236	-7.430	74.000	7.334	PK

Note: Measure Level (dB $\mu$ V/m) = Reading Level (dB $\mu$ V) + Factor (dB)

Factor (dB) = Cable Loss (dB) + Antenna Factor (dB/m) - Pre\_Amplifier Gain (dB)

Site: AC1	Time: 2018/03/01 - 02:20
Limit: FCC_Part15.209_RE(3m)	Engineer: Bruce Wang
Probe: BBHA9120D_1-18GHz	Polarity: Vertical
EUT: Wi-Fi USB Dongle	Power: DC 5V
Test Mode: Transmit by 802.11ac-VHT20 at Channel 5700MHz	

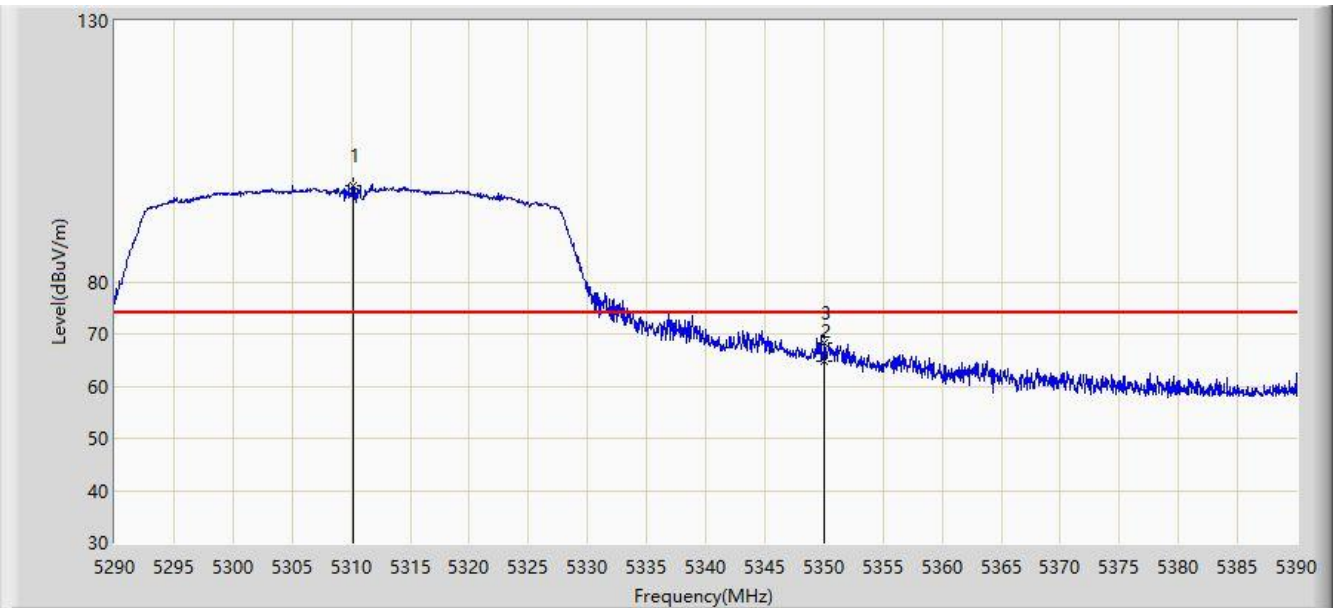


No	Flag	Mark	Frequency (MHz)	Measure Level (dBuV/m)	Reading Level (dBuV)	Over Limit (dB)	Limit (dBuV/m)	Factor (dB)	Type
1		*	5697.610	86.374	79.225	N/A	N/A	7.149	AV
2			5725.000	50.649	43.321	-3.351	54.000	7.328	AV

Note: Measure Level (dB $\mu$ V/m) = Reading Level (dB $\mu$ V) + Factor (dB)

Factor (dB) = Cable Loss (dB) + Antenna Factor (dB/m) - Pre\_Amplifier Gain (dB)

Site: AC1	Time: 2018/03/01 - 03:17
Limit: FCC_Part15.209_RE(3m)	Engineer: Bruce Wang
Probe: BBHA9120D_1-18GHz	Polarity: Horizontal
EUT: Wi-Fi USB Dongle	Power: DC 5V
Test Mode: Transmit by 802.11ac-VHT40 at Channel 5310MHz	

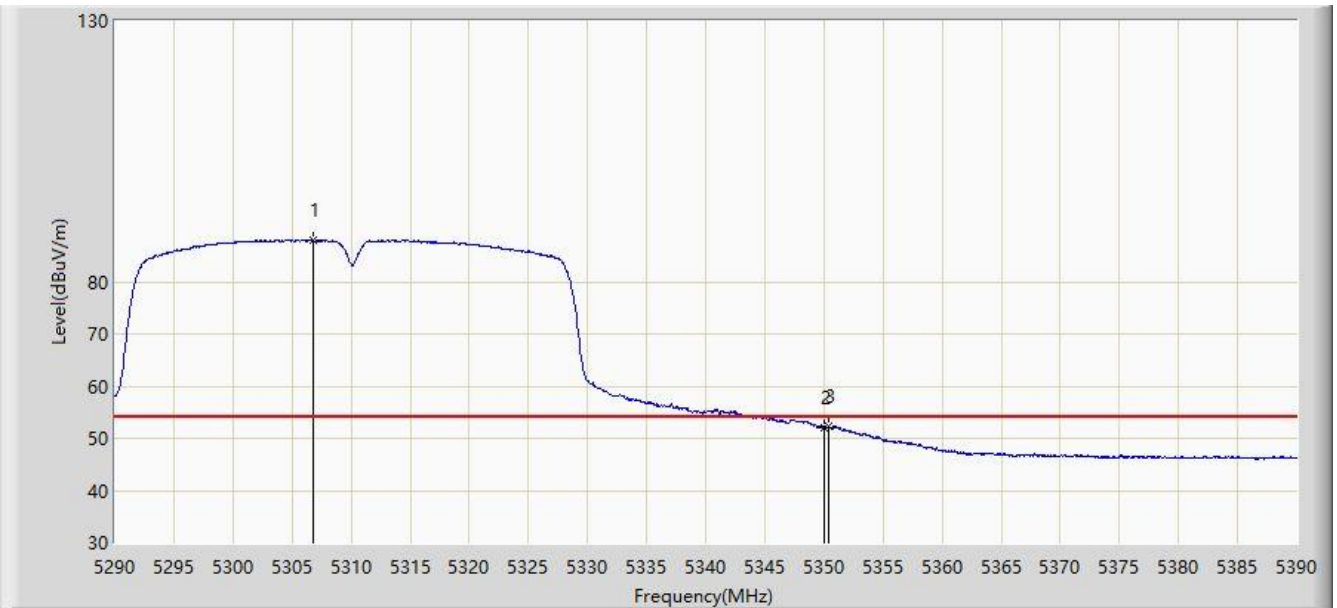


No	Flag	Mark	Frequency (MHz)	Measure Level (dBuV/m)	Reading Level (dBuV)	Over Limit (dB)	Limit (dBuV/m)	Factor (dB)	Type
1		*	5310.150	98.539	92.270	N/A	N/A	6.269	PK
2			5350.000	64.822	58.362	-9.178	74.000	6.460	PK
3			5350.050	68.278	61.818	-5.722	74.000	6.460	PK

Note: Measure Level (dB $\mu$ V/m) = Reading Level (dB $\mu$ V) + Factor (dB)

Factor (dB) = Cable Loss (dB) + Antenna Factor (dB/m) - Pre\_Amplifier Gain (dB)

Site: AC1	Time: 2018/03/01 - 03:14
Limit: FCC_Part15.209_RE(3m)	Engineer: Bruce Wang
Probe: BBHA9120D_1-18GHz	Polarity: Horizontal
EUT: Wi-Fi USB Dongle	Power: DC 5V
Test Mode: Transmit by 802.11ac-VHT40 at Channel 5310MHz	

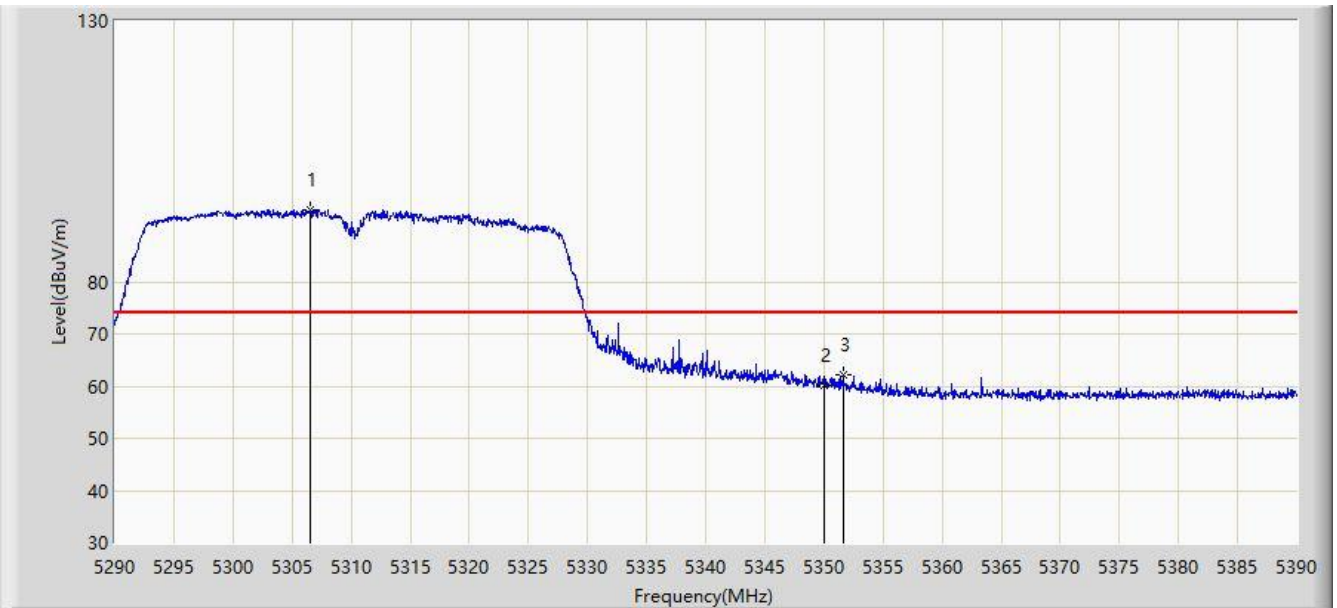


No	Flag	Mark	Frequency (MHz)	Measure Level (dBuV/m)	Reading Level (dBuV)	Over Limit (dB)	Limit (dBuV/m)	Factor (dB)	Type
1		*	5306.750	87.925	81.660	N/A	N/A	6.265	AV
2			5350.000	52.091	45.631	-1.909	54.000	6.460	AV
3			5350.450	52.380	45.918	-1.620	54.000	6.462	AV

Note: Measure Level (dB $\mu$ V/m) = Reading Level (dB $\mu$ V) + Factor (dB)

Factor (dB) = Cable Loss (dB) + Antenna Factor (dB/m) - Pre\_Amplifier Gain (dB)

Site: AC1	Time: 2018/03/01 - 03:22
Limit: FCC_Part15.209_RE(3m)	Engineer: Bruce Wang
Probe: BBHA9120D_1-18GHz	Polarity: Vertical
EUT: Wi-Fi USB Dongle	Power: DC 5V
Test Mode: Transmit by 802.11ac-VHT40 at Channel 5310MHz	

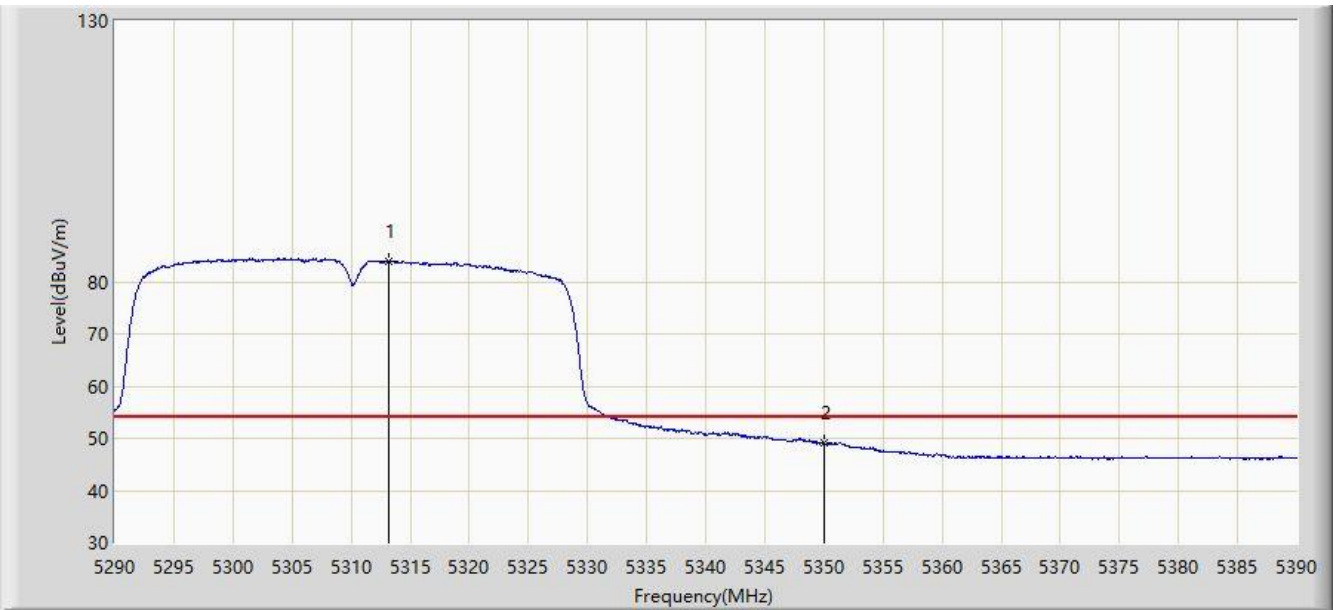


No	Flag	Mark	Frequency (MHz)	Measure Level (dBuV/m)	Reading Level (dBuV)	Over Limit (dB)	Limit (dBuV/m)	Factor (dB)	Type
1		*	5306.550	93.888	87.623	N/A	N/A	6.265	PK
2			5350.000	60.097	53.637	-13.903	74.000	6.460	PK
3			5351.600	62.193	55.725	-11.807	74.000	6.469	PK

Note: Measure Level (dB $\mu$ V/m) = Reading Level (dB $\mu$ V) + Factor (dB)

Factor (dB) = Cable Loss (dB) + Antenna Factor (dB/m) - Pre\_Amplifier Gain (dB)

Site: AC1	Time: 2018/03/01 - 03:25
Limit: FCC_Part15.209_RE(3m)	Engineer: Bruce Wang
Probe: BBHA9120D_1-18GHz	Polarity: Vertical
EUT: Wi-Fi USB Dongle	Power: DC 5V
Test Mode: Transmit by 802.11ac-VHT40 at Channel 5310MHz	

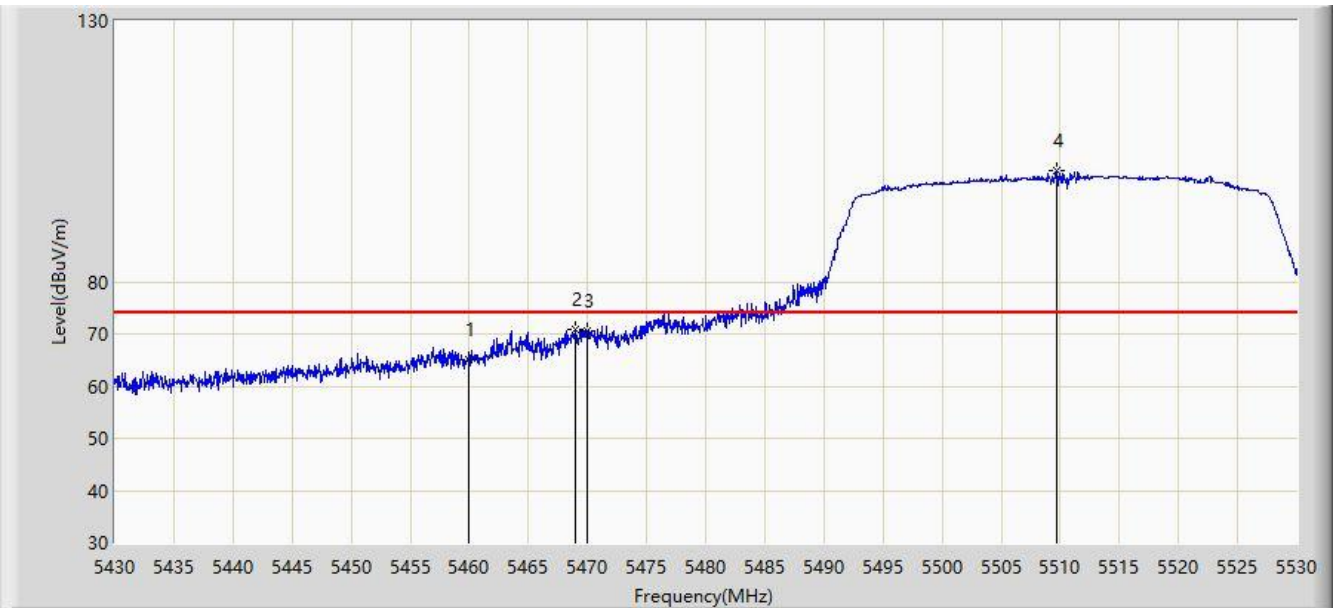


No	Flag	Mark	Frequency (MHz)	Measure Level (dBuV/m)	Reading Level (dBuV)	Over Limit (dB)	Limit (dBuV/m)	Factor (dB)	Type
1		*	5313.150	83.883	77.610	N/A	N/A	6.273	AV
2			5350.000	49.052	42.592	-4.948	54.000	6.460	AV

Note: Measure Level (dB $\mu$ V/m) = Reading Level (dB $\mu$ V) + Factor (dB)

Factor (dB) = Cable Loss (dB) + Antenna Factor (dB/m) - Pre\_Amplifier Gain (dB)

Site: AC1	Time: 2018/03/01 - 03:31
Limit: FCC_Part15.209_RE(3m)	Engineer: Bruce Wang
Probe: BBHA9120D_1-18GHz	Polarity: Horizontal
EUT: Wi-Fi USB Dongle	Power: DC 5V
Test Mode: Transmit by 802.11ac-VHT40 at Channel 5510MHz	



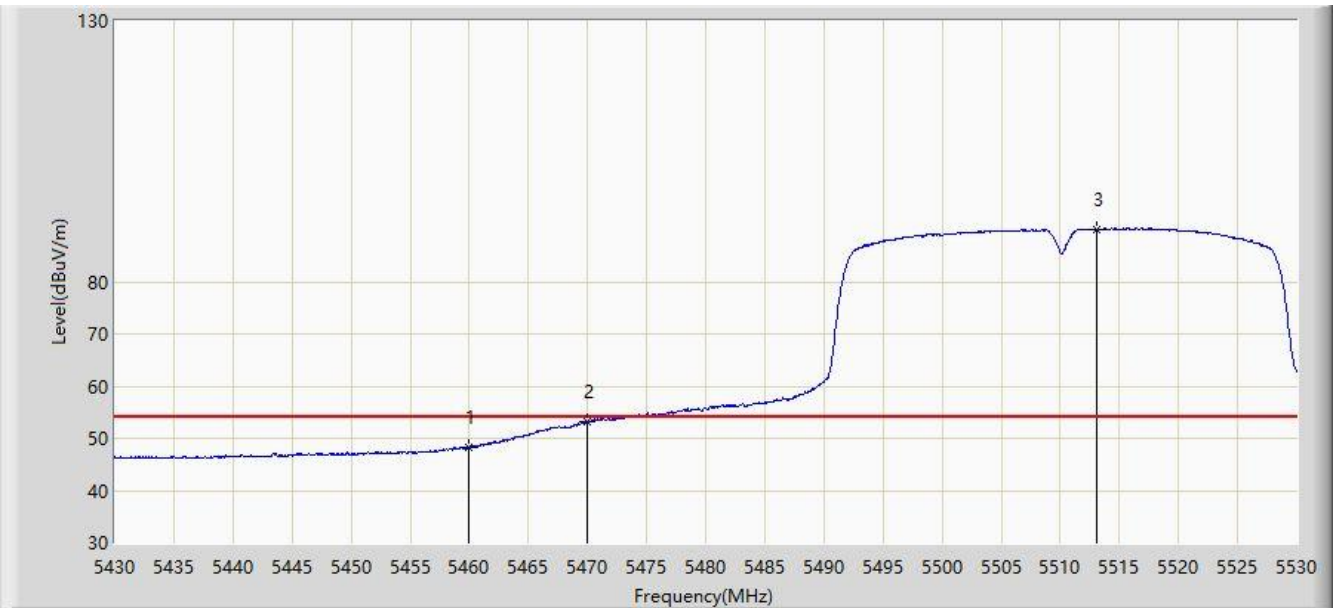
No	Flag	Mark	Frequency (MHz)	Measure Level (dBuV/m)	Reading Level (dBuV)	Over Limit (dB)	Limit (dBuV/m)	Factor (dB)	Type
1			5460.000	65.178	58.376	-8.822	74.000	6.802	PK
2			5468.950	70.816	63.976	-3.184	74.000	6.840	PK
3			5470.000	70.607	63.762	-3.393	74.000	6.845	PK
4		*	5509.700	101.210	94.398	N/A	N/A	6.812	PK

Note: Measure Level (dB $\mu$ V/m) = Reading Level (dB $\mu$ V) + Factor (dB)

Factor (dB) = Cable Loss (dB) + Antenna Factor (dB/m) - Pre\_Amplifier Gain (dB)



Site: AC1	Time: 2018/03/01 - 03:30
Limit: FCC_Part15.209_RE(3m)	Engineer: Bruce Wang
Probe: BBHA9120D_1-18GHz	Polarity: Horizontal
EUT: Wi-Fi USB Dongle	Power: DC 5V
Test Mode: Transmit by 802.11ac-VHT40 at Channel 5510MHz	

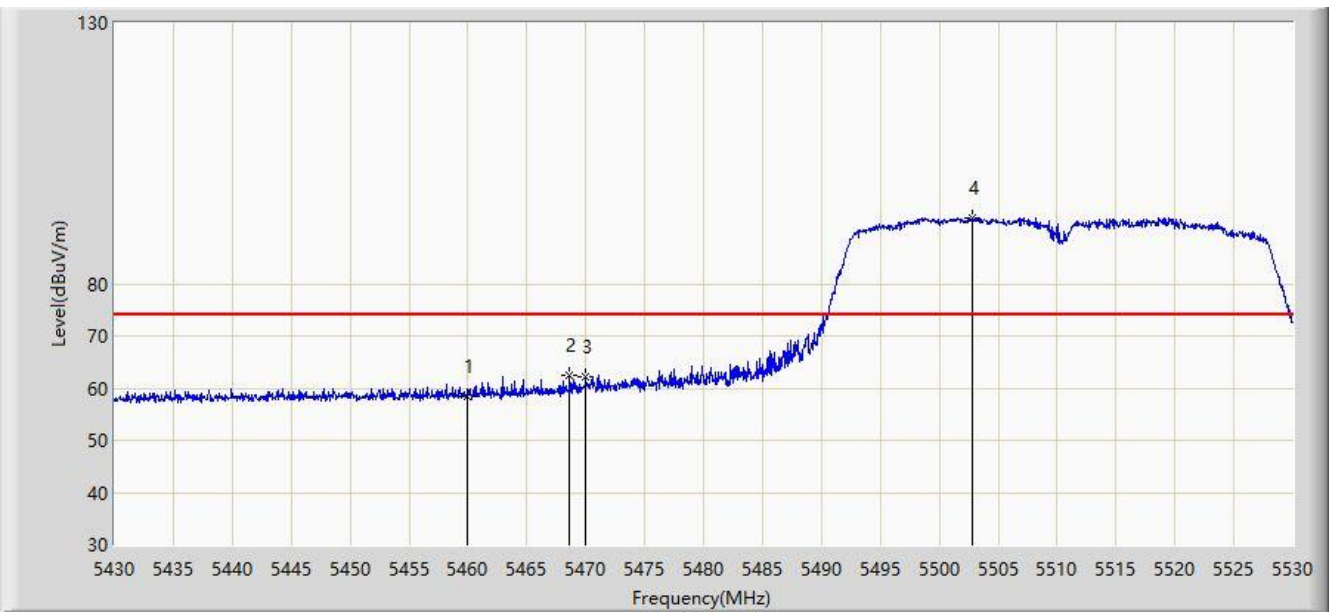


No	Flag	Mark	Frequency (MHz)	Measure Level (dBuV/m)	Reading Level (dBuV)	Over Limit (dB)	Limit (dBuV/m)	Factor (dB)	Type
1			5460.000	48.305	41.503	-5.695	54.000	6.802	AV
2			5470.000	53.148	46.303	-0.852	54.000	6.845	AV
3		*	5513.050	90.108	83.296	N/A	N/A	6.812	AV

Note: Measure Level (dB $\mu$ V/m) = Reading Level (dB $\mu$ V) + Factor (dB)

Factor (dB) = Cable Loss (dB) + Antenna Factor (dB/m) - Pre\_Amplifier Gain (dB)

Site: AC1	Time: 2018/03/01 - 03:44
Limit: FCC_Part15.209_RE(3m)	Engineer: Bruce Wang
Probe: BBHA9120D_1-18GHz	Polarity: Vertical
EUT: Wi-Fi USB Dongle	Power: DC 5V
Test Mode: Transmit by 802.11ac-VHT40 at Channel 5510MHz	

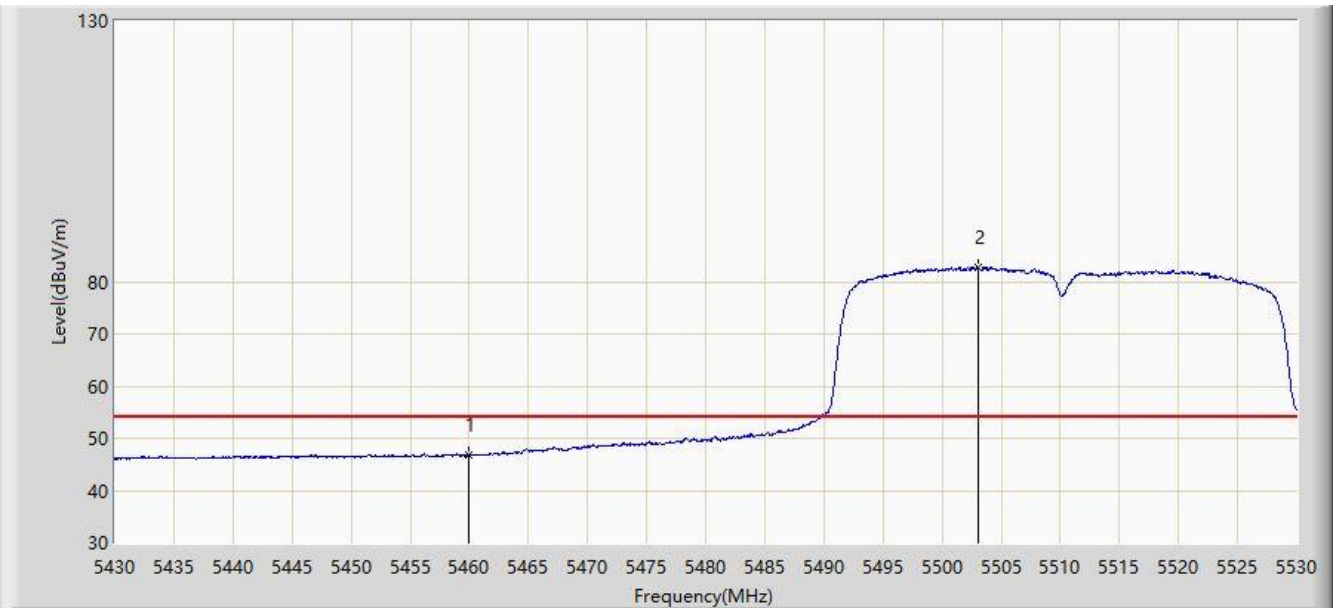


No	Flag	Mark	Frequency (MHz)	Measure Level (dBuV/m)	Reading Level (dBuV)	Over Limit (dB)	Limit (dBuV/m)	Factor (dB)	Type
1			5460.000	58.550	51.748	-15.450	74.000	6.802	PK
2			5468.600	62.419	55.580	-11.581	74.000	6.839	PK
3			5470.000	62.147	55.302	-11.853	74.000	6.845	PK
4		*	5502.750	92.676	85.862	N/A	N/A	6.814	PK

Note: Measure Level (dB $\mu$ V/m) = Reading Level (dB $\mu$ V) + Factor (dB)

Factor (dB) = Cable Loss (dB) + Antenna Factor (dB/m) - Pre\_Amplifier Gain (dB)

Site: AC1	Time: 2018/03/01 - 03:40
Limit: FCC_Part15.209_RE(3m)	Engineer: Bruce Wang
Probe: BBHA9120D_1-18GHz	Polarity: Vertical
EUT: Wi-Fi USB Dongle	Power: DC 5V
Test Mode: Transmit by 802.11ac-VHT40 at Channel 5510MHz	

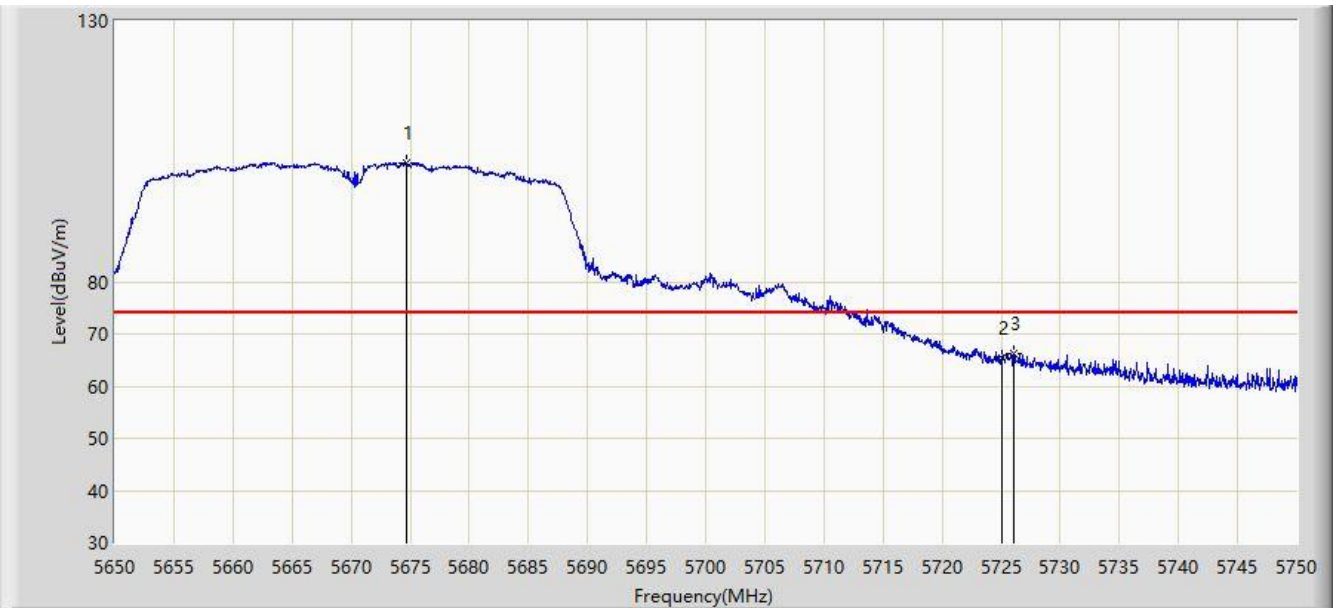


No	Flag	Mark	Frequency (MHz)	Measure Level (dBuV/m)	Reading Level (dBuV)	Over Limit (dB)	Limit (dBuV/m)	Factor (dB)	Type
1			5460.000	46.955	40.153	-7.045	54.000	6.802	AV
2		*	5503.000	82.871	76.057	N/A	N/A	6.815	AV

Note: Measure Level (dB $\mu$ V/m) = Reading Level (dB $\mu$ V) + Factor (dB)

Factor (dB) = Cable Loss (dB) + Antenna Factor (dB/m) - Pre\_Amplifier Gain (dB)

Site: AC1	Time: 2018/03/01 - 04:13
Limit: FCC_Part15.209_RE(3m)	Engineer: Bruce Wang
Probe: BBHA9120D_1-18GHz	Polarity: Horizontal
EUT: Wi-Fi USB Dongle	Power: DC 5V
Test Mode: Transmit by 802.11ac-VHT40 at Channel 5670MHz	

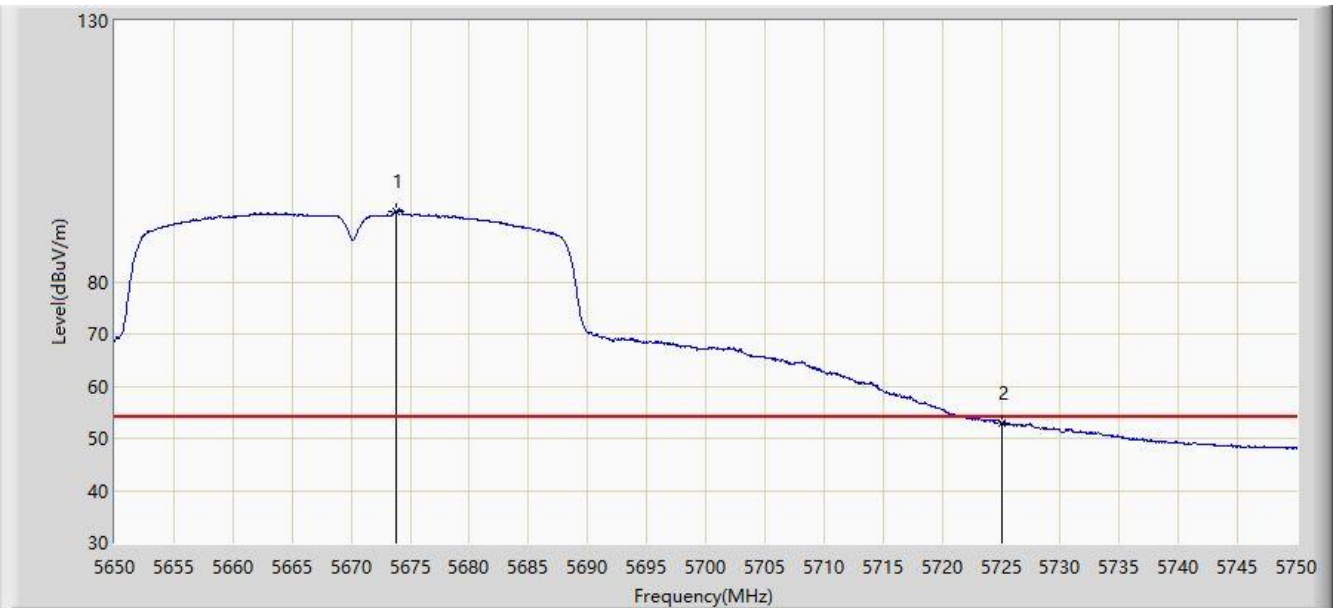


No	Flag	Mark	Frequency (MHz)	Measure Level (dBuV/m)	Reading Level (dBuV)	Over Limit (dB)	Limit (dBuV/m)	Factor (dB)	Type
1		*	5674.650	102.817	95.762	N/A	N/A	7.055	PK
2			5725.000	65.433	58.105	-8.567	74.000	7.328	PK
3			5726.100	66.336	59.002	-7.664	74.000	7.334	PK

Note: Measure Level (dB $\mu$ V/m) = Reading Level (dB $\mu$ V) + Factor (dB)

Factor (dB) = Cable Loss (dB) + Antenna Factor (dB/m) - Pre\_Amplifier Gain (dB)

Site: AC1	Time: 2018/03/01 - 04:10
Limit: FCC_Part15.209_RE(3m)	Engineer: Bruce Wang
Probe: BBHA9120D_1-18GHz	Polarity: Horizontal
EUT: Wi-Fi USB Dongle	Power: DC 5V
Test Mode: Transmit by 802.11ac-VHT40 at Channel 5670MHz	

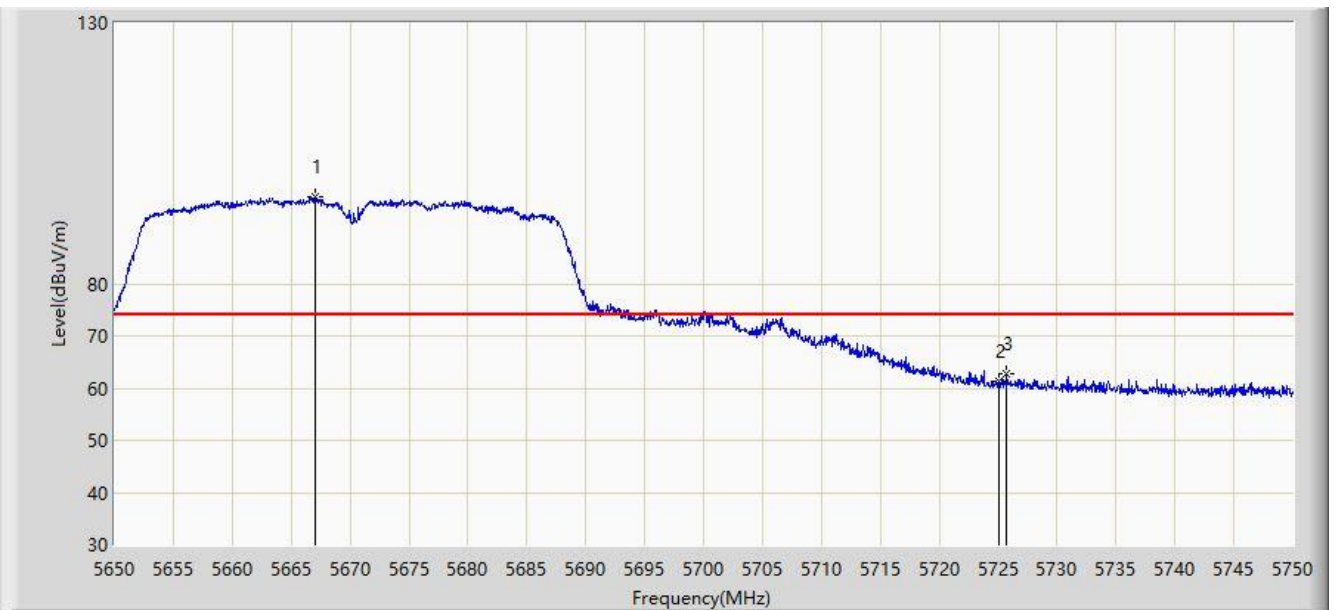


No	Flag	Mark	Frequency (MHz)	Measure Level (dBuV/m)	Reading Level (dBuV)	Over Limit (dB)	Limit (dBuV/m)	Factor (dB)	Type
1		*	5673.750	93.516	86.462	N/A	N/A	7.053	AV
2			5725.000	53.020	45.692	-0.980	54.000	7.328	AV

Note: Measure Level (dB $\mu$ V/m) = Reading Level (dB $\mu$ V) + Factor (dB)

Factor (dB) = Cable Loss (dB) + Antenna Factor (dB/m) - Pre\_Amplifier Gain (dB)

Site: AC1	Time: 2018/03/01 - 04:14
Limit: FCC_Part15.209_RE(3m)	Engineer: Bruce Wang
Probe: BBHA9120D_1-18GHz	Polarity: Vertical
EUT: Wi-Fi USB Dongle	Power: DC 5V
Test Mode: Transmit by 802.11ac-VHT40 at Channel 5670MHz	

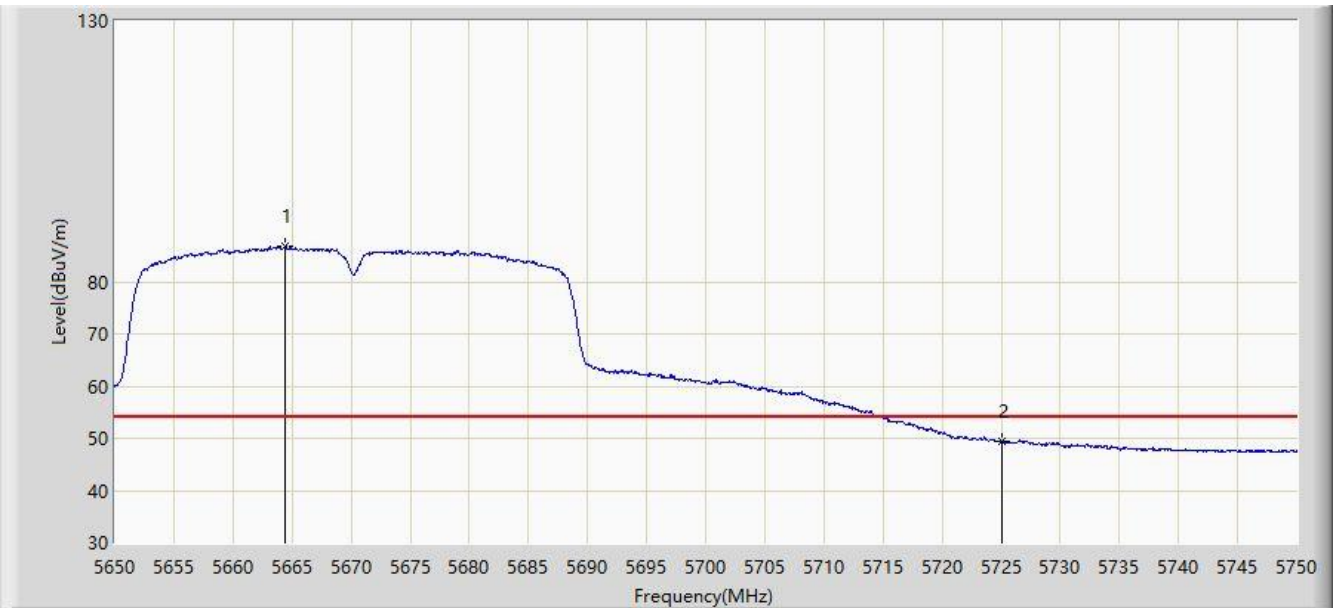


No	Flag	Mark	Frequency (MHz)	Measure Level (dBuV/m)	Reading Level (dBuV)	Over Limit (dB)	Limit (dBuV/m)	Factor (dB)	Type
1		*	5667.100	96.533	89.490	N/A	N/A	7.043	PK
2			5725.000	61.325	53.997	-12.675	74.000	7.328	PK
3			5725.750	62.693	55.361	-11.307	74.000	7.332	PK

Note: Measure Level (dB $\mu$ V/m) = Reading Level (dB $\mu$ V) + Factor (dB)

Factor (dB) = Cable Loss (dB) + Antenna Factor (dB/m) - Pre\_Amplifier Gain (dB)

Site: AC1	Time: 2018/03/01 - 04:16
Limit: FCC_Part15.209_RE(3m)	Engineer: Bruce Wang
Probe: BBHA9120D_1-18GHz	Polarity: Vertical
EUT: Wi-Fi USB Dongle	Power: DC 5V
Test Mode: Transmit by 802.11ac-VHT40 at Channel 5670MHz	

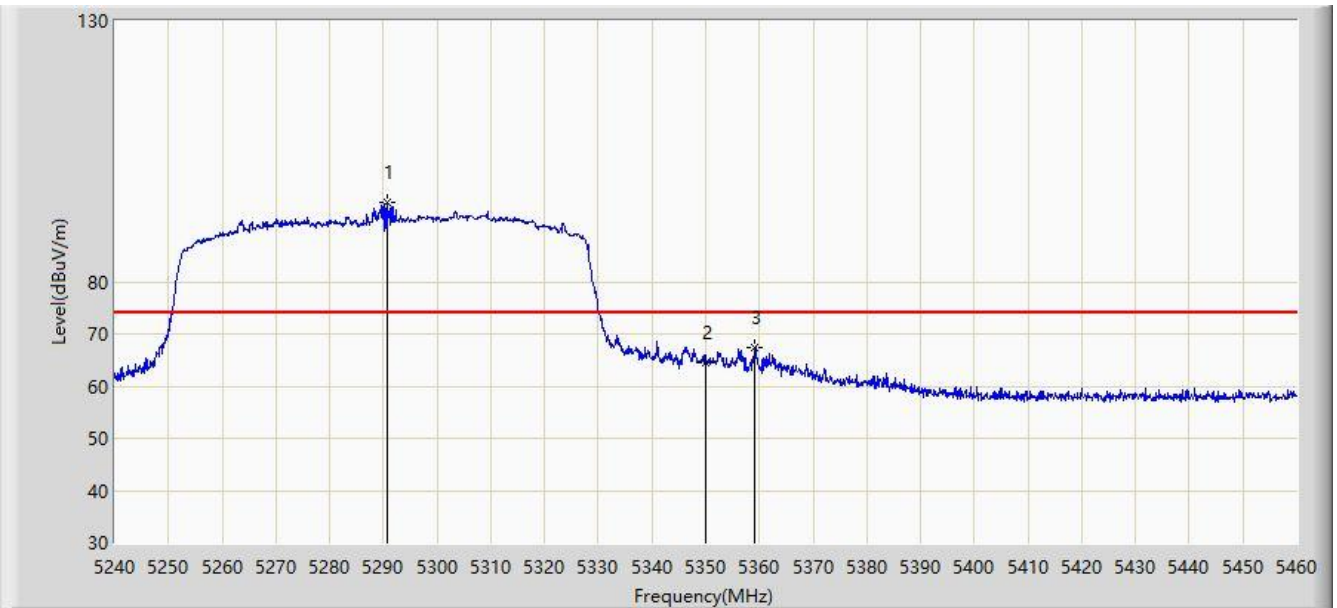


No	Flag	Mark	Frequency (MHz)	Measure Level (dBuV/m)	Reading Level (dBuV)	Over Limit (dB)	Limit (dBuV/m)	Factor (dB)	Type
1		*	5664.450	86.809	79.770	N/A	N/A	7.039	AV
2			5725.000	49.500	42.172	-4.500	54.000	7.328	AV

Note: Measure Level (dB $\mu$ V/m) = Reading Level (dB $\mu$ V) + Factor (dB)

Factor (dB) = Cable Loss (dB) + Antenna Factor (dB/m) - Pre\_Amplifier Gain (dB)

Site: AC1	Time: 2018/03/01 - 04:28
Limit: FCC_Part15.209_RE(3m)	Engineer: Bruce Wang
Probe: BBHA9120D_1-18GHz	Polarity: Horizontal
EUT: Wi-Fi USB Dongle	Power: DC 5V
Test Mode: Transmit by 802.11ac-VHT80 at Channel 5290MHz	



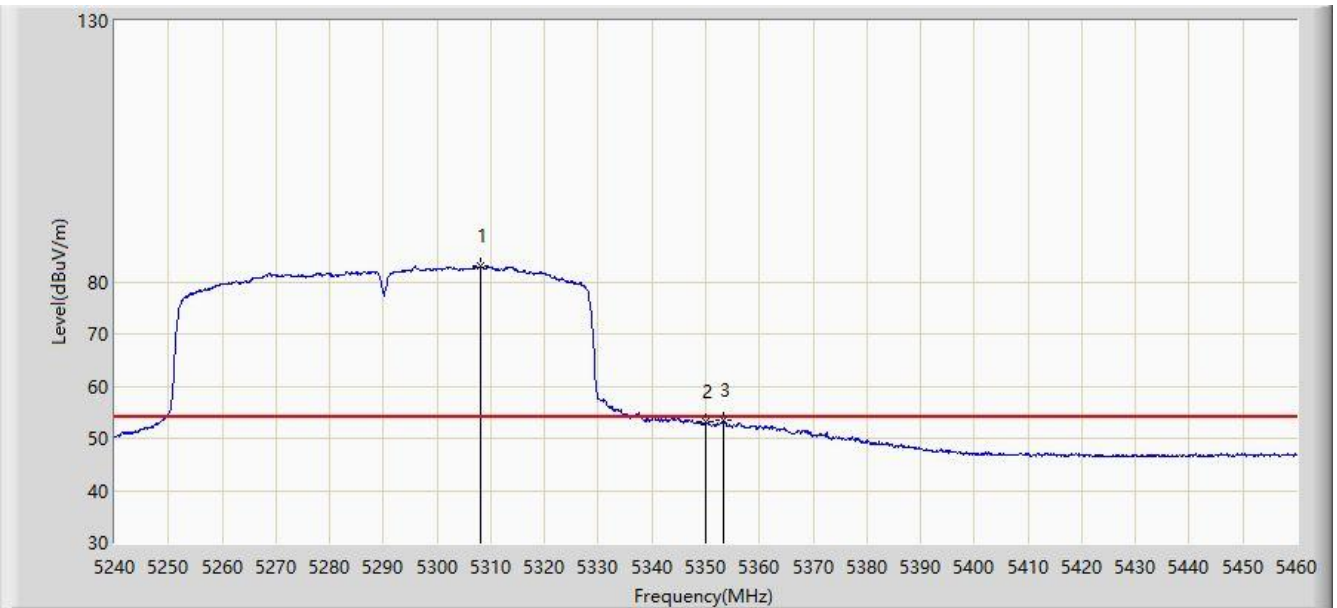
No	Flag	Mark	Frequency (MHz)	Measure Level (dBuV/m)	Reading Level (dBuV)	Over Limit (dB)	Limit (dBuV/m)	Factor (dB)	Type
1		*	5290.600	95.320	89.052	N/A	N/A	6.267	PK
2			5350.000	64.421	57.961	-9.579	74.000	6.460	PK
3			5359.130	67.434	60.938	-6.566	74.000	6.495	PK

Note: Measure Level (dB $\mu$ V/m) = Reading Level (dB $\mu$ V) + Factor (dB)

Factor (dB) = Cable Loss (dB) + Antenna Factor (dB/m) - Pre\_Amplifier Gain (dB)



Site: AC1	Time: 2018/03/01 - 04:26
Limit: FCC_Part15.209_RE(3m)	Engineer: Bruce Wang
Probe: BBHA9120D_1-18GHz	Polarity: Horizontal
EUT: Wi-Fi USB Dongle	Power: DC 5V
Test Mode: Transmit by 802.11ac-VHT80 at Channel 5290MHz	

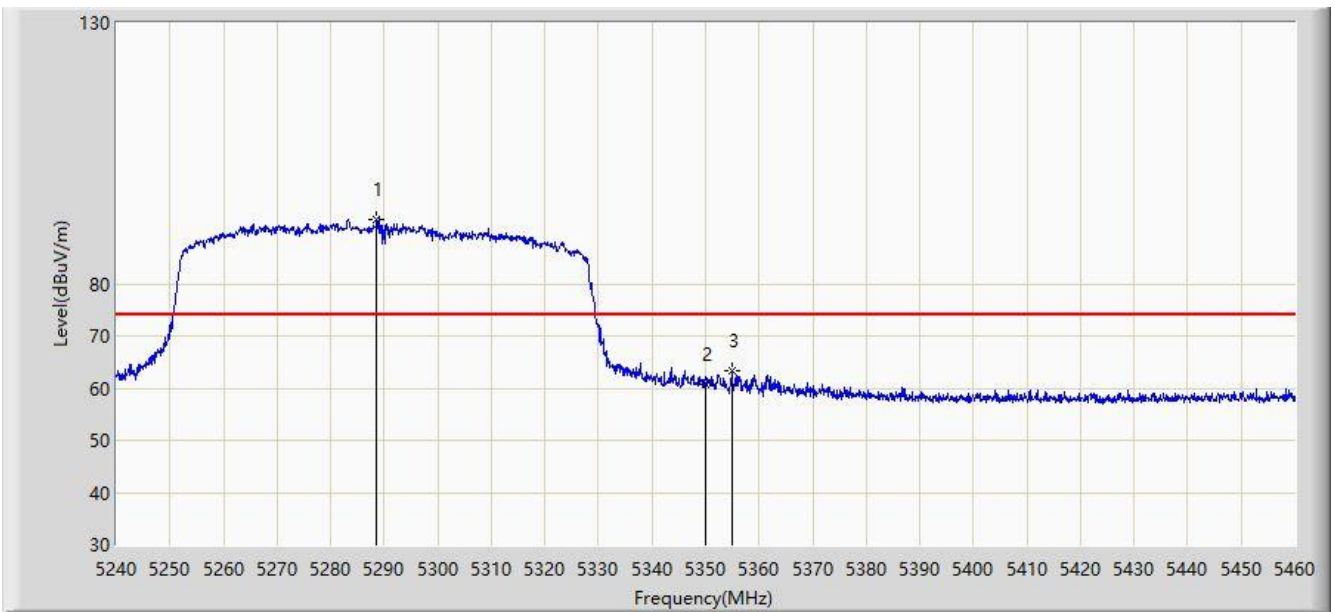


No	Flag	Mark	Frequency (MHz)	Measure Level (dBuV/m)	Reading Level (dBuV)	Over Limit (dB)	Limit (dBuV/m)	Factor (dB)	Type
1		*	5307.980	82.958	76.691	N/A	N/A	6.267	AV
2			5350.000	53.055	46.595	-0.945	54.000	6.460	AV
3			5353.300	53.607	47.132	-0.393	54.000	6.475	AV

Note: Measure Level (dB $\mu$ V/m) = Reading Level (dB $\mu$ V) + Factor (dB)

Factor (dB) = Cable Loss (dB) + Antenna Factor (dB/m) - Pre\_Amplifier Gain (dB)

Site: AC1	Time: 2018/03/01 - 04:31
Limit: FCC_Part15.209_RE(3m)	Engineer: Bruce Wang
Probe: BBHA9120D_1-18GHz	Polarity: Vertical
EUT: Wi-Fi USB Dongle	Power: DC 5V
Test Mode: Transmit by 802.11ac-VHT80 at Channel 5290MHz	

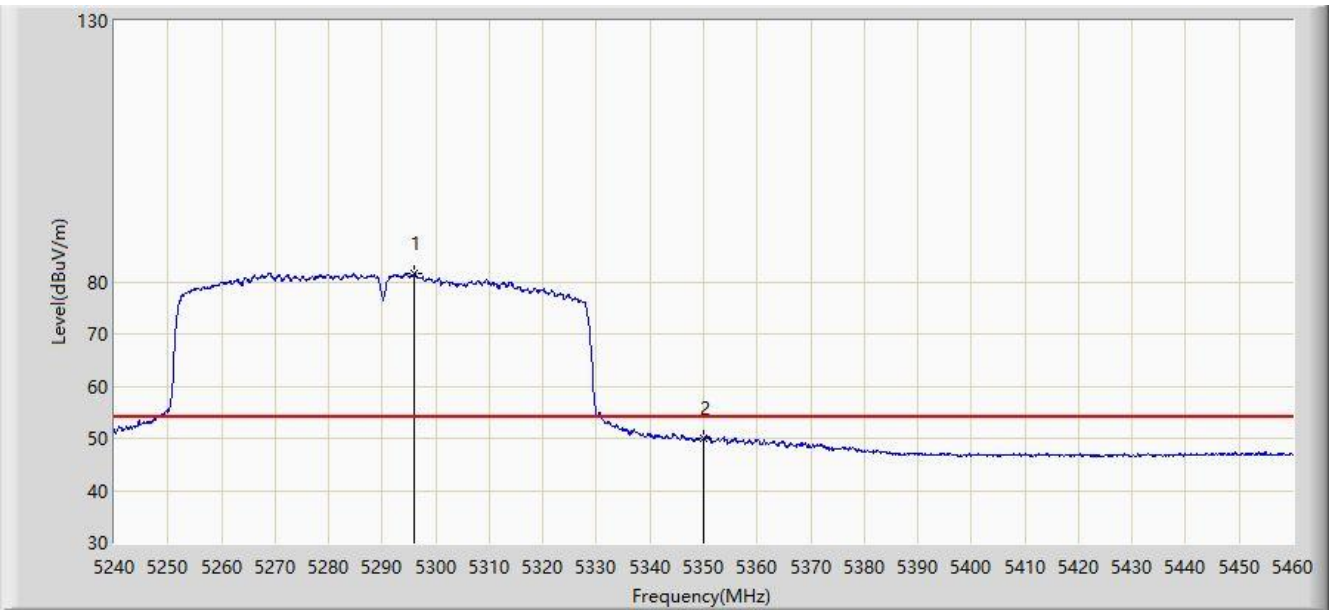


No	Flag	Mark	Frequency (MHz)	Measure Level (dBuV/m)	Reading Level (dBuV)	Over Limit (dB)	Limit (dBuV/m)	Factor (dB)	Type
1		*	5288.510	92.430	86.158	N/A	N/A	6.272	PK
2			5350.000	60.767	54.307	-13.233	74.000	6.460	PK
3			5354.840	63.207	56.726	-10.793	74.000	6.481	PK

Note: Measure Level (dBμV/m) = Reading Level (dBμV) + Factor (dB)

Factor (dB) = Cable Loss (dB) + Antenna Factor (dB/m) - Pre\_Amplifier Gain (dB)

Site: AC1	Time: 2018/03/01 - 04:31
Limit: FCC_Part15.209_RE(3m)	Engineer: Bruce Wang
Probe: BBHA9120D_1-18GHz	Polarity: Vertical
EUT: Wi-Fi USB Dongle	Power: DC 5V
Test Mode: Transmit by 802.11ac-VHT80 at Channel 5290MHz	

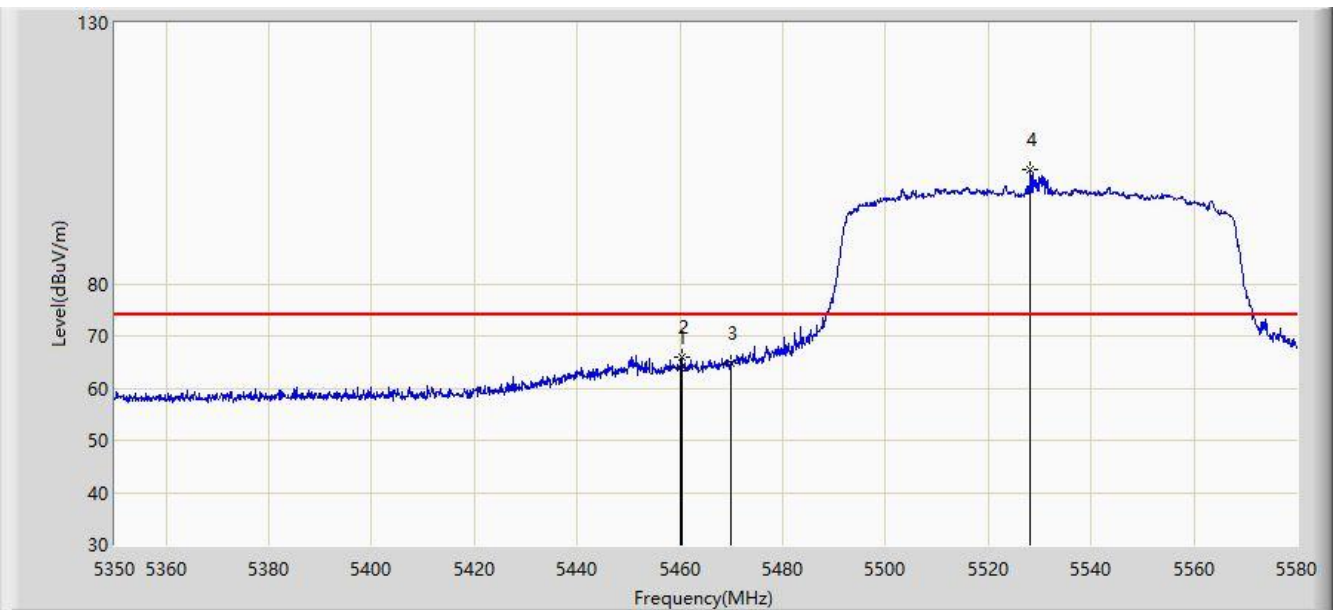


No	Flag	Mark	Frequency (MHz)	Measure Level (dBuV/m)	Reading Level (dBuV)	Over Limit (dB)	Limit (dBuV/m)	Factor (dB)	Type
1		*	5296.100	81.477	75.220	N/A	N/A	6.257	AV
2			5350.000	49.870	43.410	-4.130	54.000	6.460	AV

Note: Measure Level (dB $\mu$ V/m) = Reading Level (dB $\mu$ V) + Factor (dB)

Factor (dB) = Cable Loss (dB) + Antenna Factor (dB/m) - Pre\_Amplifier Gain (dB)

Site: AC1	Time: 2018/03/01 - 04:52
Limit: FCC_Part15.209_RE(3m)	Engineer: Bruce Wang
Probe: BBHA9120D_1-18GHz	Polarity: Horizontal
EUT: Wi-Fi USB Dongle	Power: DC 5V
Test Mode: Transmit by 802.11ac-VHT80 at Channel 5530MHz	

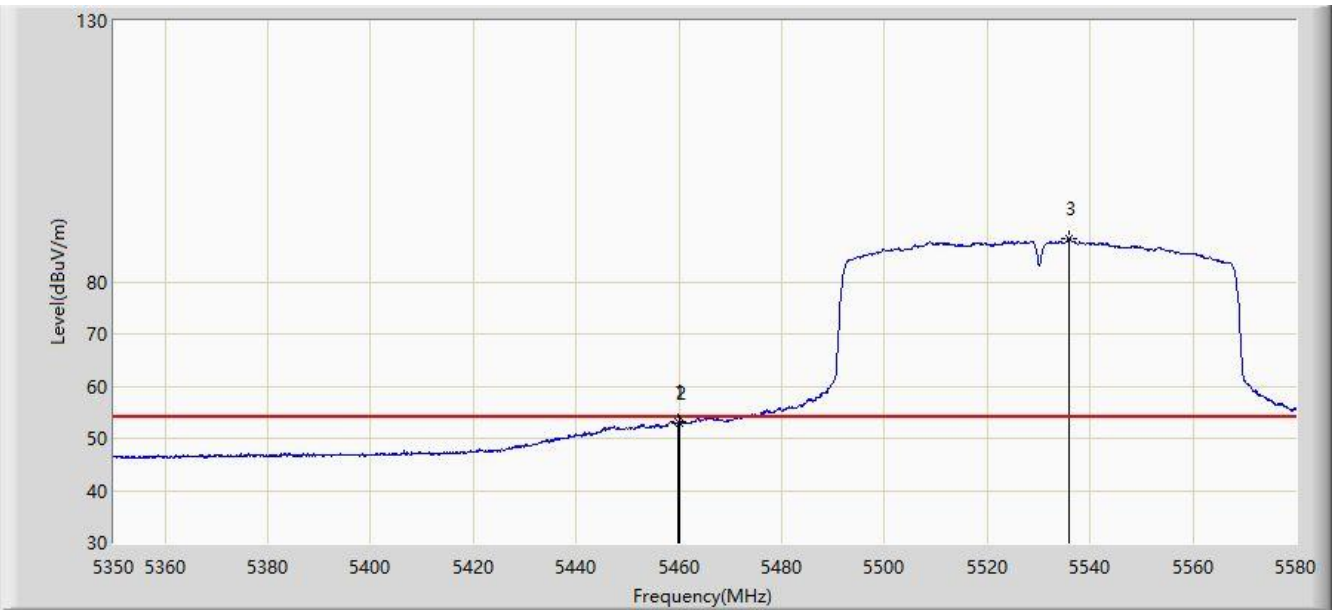


No	Flag	Mark	Frequency (MHz)	Measure Level (dBuV/m)	Reading Level (dBuV)	Over Limit (dB)	Limit (dBuV/m)	Factor (dB)	Type
1			5460.000	63.985	57.183	-10.015	74.000	6.802	PK
2			5460.400	65.925	59.122	-8.075	74.000	6.803	PK
3			5470.000	64.800	57.955	-9.200	74.000	6.845	PK
4		*	5528.250	102.000	95.156	N/A	N/A	6.844	PK

Note: Measure Level (dB $\mu$ V/m) = Reading Level (dB $\mu$ V) + Factor (dB)

Factor (dB) = Cable Loss (dB) + Antenna Factor (dB/m) - Pre\_Amplifier Gain (dB)

Site: AC1	Time: 2018/03/01 - 04:53
Limit: FCC_Part15.209_RE(3m)	Engineer: Bruce Wang
Probe: BBHA9120D_1-18GHz	Polarity: Horizontal
EUT: Wi-Fi USB Dongle	Power: DC 5V
Test Mode: Transmit by 802.11ac-VHT80 at Channel 5530MHz	

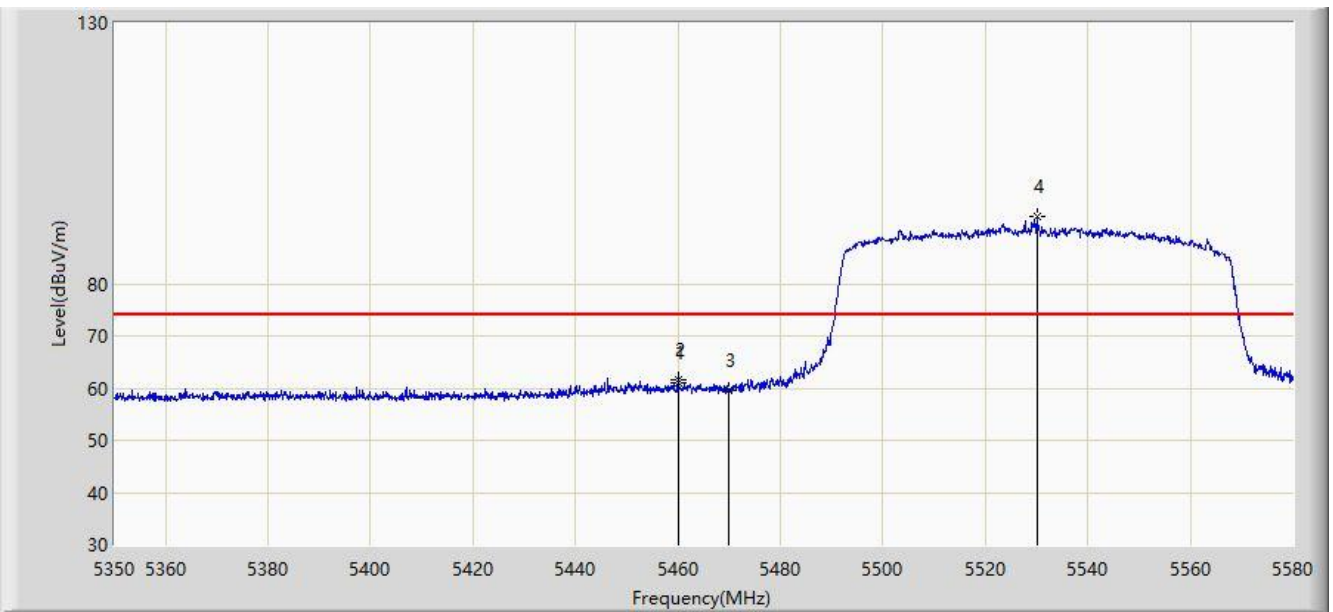


No	Flag	Mark	Frequency (MHz)	Measure Level (dBuV/m)	Reading Level (dBuV)	Over Limit (dB)	Limit (dBuV/m)	Factor (dB)	Type
1			5459.825	53.204	46.403	-0.796	54.000	6.801	AV
2			5460.000	52.997	46.195	-1.003	54.000	6.802	AV
3		*	5535.955	88.225	81.343	N/A	N/A	6.881	AV

Note: Measure Level (dBμV/m) = Reading Level (dBμV) + Factor (dB)

Factor (dB) = Cable Loss (dB) + Antenna Factor (dB/m) - Pre\_Amplifier Gain (dB)

Site: AC1	Time: 2018/03/01 - 04:54
Limit: FCC_Part15.209_RE(3m)	Engineer: Bruce Wang
Probe: BBHA9120D_1-18GHz	Polarity: Vertical
EUT: Wi-Fi USB Dongle	Power: DC 5V
Test Mode: Transmit by 802.11ac-VHT80 at Channel 5530MHz	

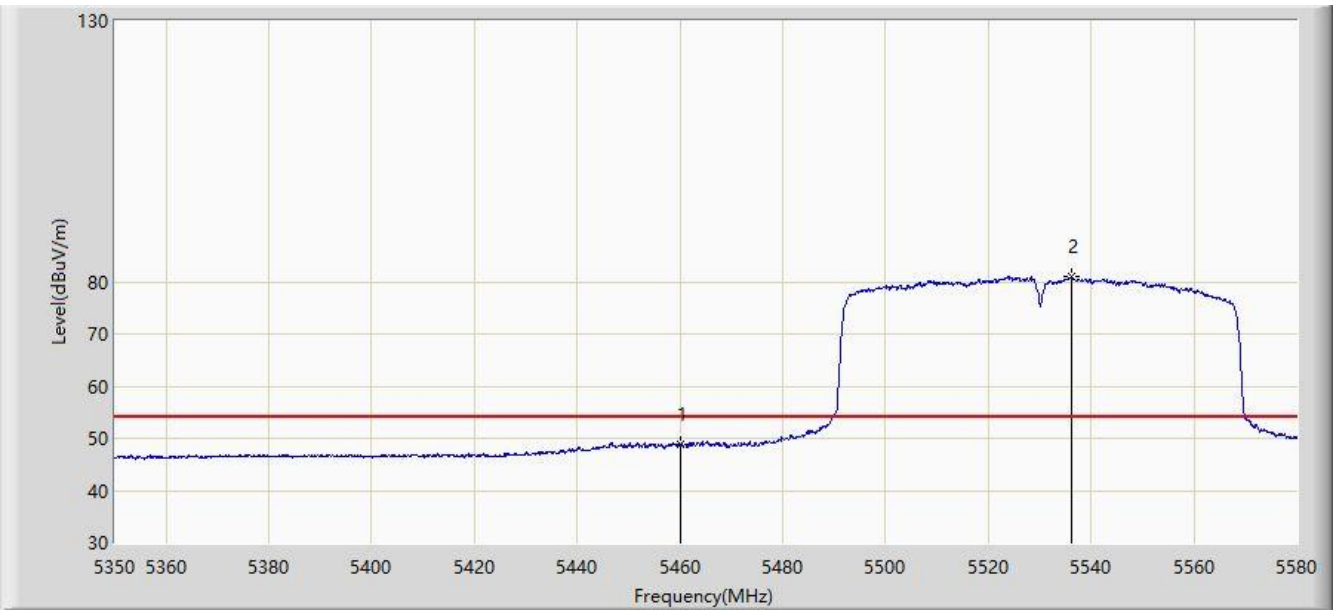


No	Flag	Mark	Frequency (MHz)	Measure Level (dBuV/m)	Reading Level (dBuV)	Over Limit (dB)	Limit (dBuV/m)	Factor (dB)	Type
1			5460.000	60.881	54.079	-13.119	74.000	6.802	PK
2			5460.055	61.604	54.802	-12.396	74.000	6.802	PK
3			5470.000	59.442	52.597	-14.558	74.000	6.845	PK
4		*	5530.090	92.858	86.005	N/A	N/A	6.853	PK

Note: Measure Level (dB $\mu$ V/m) = Reading Level (dB $\mu$ V) + Factor (dB)

Factor (dB) = Cable Loss (dB) + Antenna Factor (dB/m) - Pre\_Amplifier Gain (dB)

Site: AC1	Time: 2018/03/01 - 04:58
Limit: FCC_Part15.209_RE(3m)	Engineer: Bruce Wang
Probe: BBHA9120D_1-18GHz	Polarity: Vertical
EUT: Wi-Fi USB Dongle	Power: DC 5V
Test Mode: Transmit by 802.11ac-VHT80 at Channel 5530MHz	



No	Flag	Mark	Frequency (MHz)	Measure Level (dBuV/m)	Reading Level (dBuV)	Over Limit (dB)	Limit (dBuV/m)	Factor (dB)	Type
1			5460.000	48.932	42.130	-5.068	54.000	6.802	AV
2		*	5536.185	81.095	74.212	N/A	N/A	6.882	AV

Note: Measure Level (dB $\mu$ V/m) = Reading Level (dB $\mu$ V) + Factor (dB)

Factor (dB) = Cable Loss (dB) + Antenna Factor (dB/m) - Pre\_Amplifier Gain (dB)

## 7.9. AC Conducted Emissions Measurement

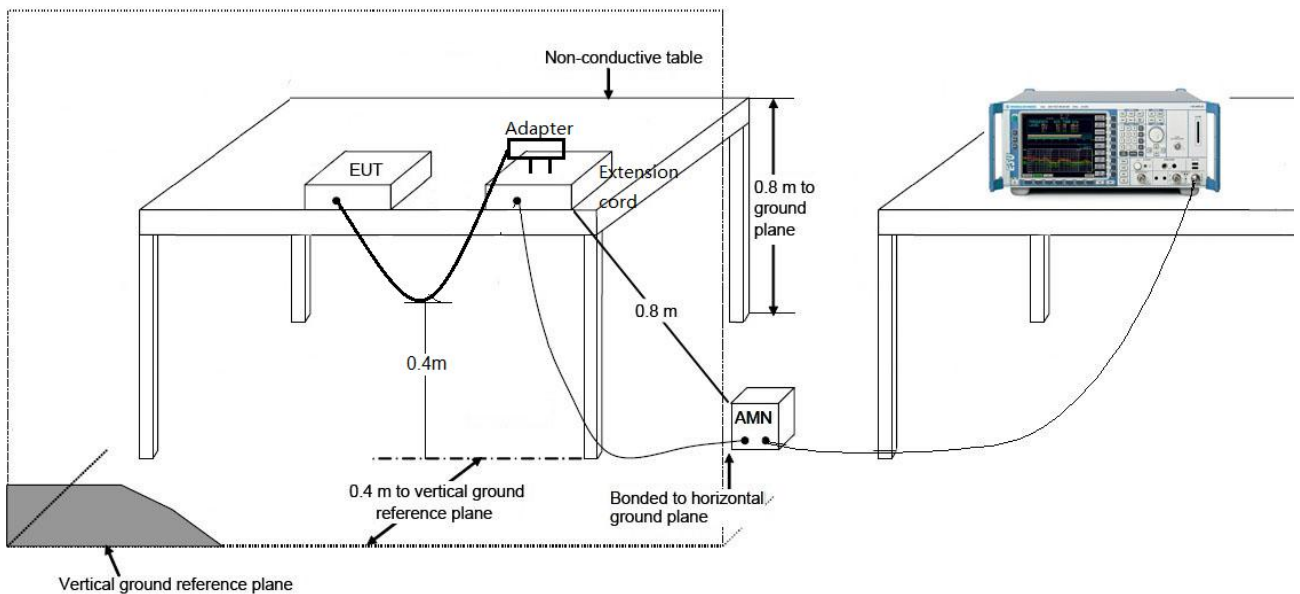
### 7.9.1. Test Limit

FCC Part 15 Subpart C Paragraph 15.207 Limits		
Frequency (MHz)	QP (dBuV)	AV (dBuV)
0.15 - 0.50	66 - 56	56 - 46
0.50 - 5.0	56	46
5.0 - 30	60	50

Note 1: The lower limit shall apply at the transition frequencies.

Note 2: The limit decreases linearly with the logarithm of the frequency in the range 0.15MHz to 0.5MHz.

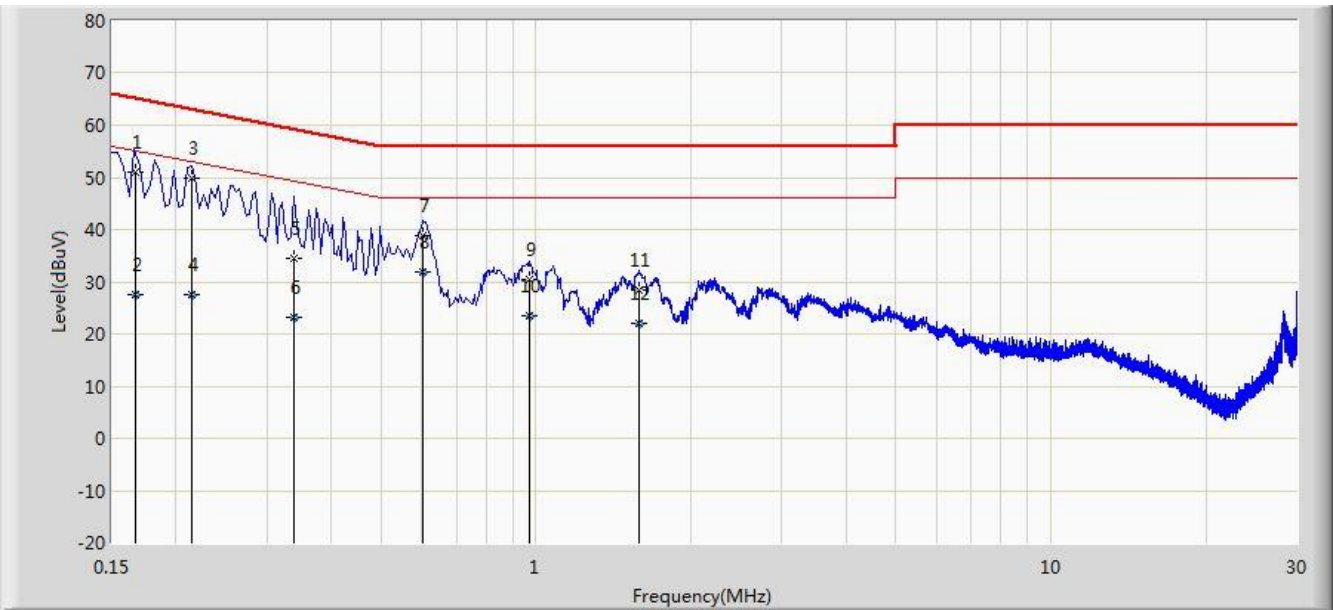
### 7.9.2. Test Setup





### 7.9.3. Test Result

Site: SR2	Time: 2018/03/05 - 19:43
Limit: FCC_Part15.207_CE_AC Power	Engineer: Cat Hu
Probe: ENV216_101683_Filter On	Polarity: Line
EUT: Wi-Fi USB Dongle	Power: AC 120V/60Hz
Test Mode 1	

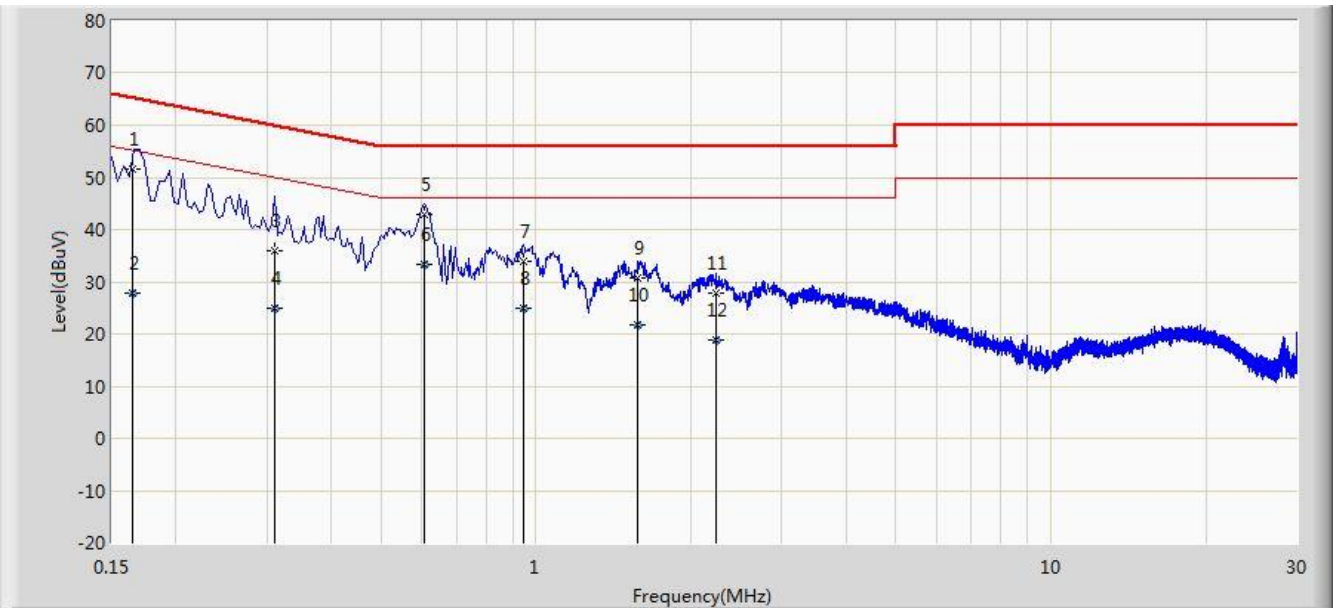


No	Flag	Mark	Frequency (MHz)	Measure Level (DBUV)	Reading Level (DBUV)	Over Limit (dB)	Limit (DBUV)	Factor (dB)	Type
1			0.167	51.085	41.000	-14.023	65.108	10.085	QP
2			0.167	27.485	17.400	-27.623	55.108	10.085	AV
3			0.215	49.954	40.000	-13.056	63.010	9.954	QP
4			0.215	27.554	17.600	-25.456	53.010	9.954	AV
5			0.338	34.500	24.465	-24.752	59.252	10.034	QP
6			0.338	23.196	13.162	-26.056	49.252	10.034	AV
7			0.602	38.954	28.840	-17.046	56.000	10.114	QP
8			0.602	32.004	21.890	-13.996	46.000	10.114	AV
9			0.970	30.577	20.653	-25.423	56.000	9.924	QP
10			0.970	23.522	13.598	-22.478	46.000	9.924	AV
11			1.590	28.431	18.545	-27.569	56.000	9.886	QP
12			1.590	21.919	12.033	-24.081	46.000	9.886	AV

Note: Measure Level (dBμV) = Reading Level (dBμV) + Factor (dB)

Factor (dB) = Cable Loss (dB) + LISN Factor (dB)

Site: SR2	Time: 2018/03/05 - 19:50
Limit: FCC_Part15.207_CE_AC Power	Engineer: Cat Hu
Probe: ENV216_101683_Filter On	Polarity: Neutral
EUT: Wi-Fi USB Dongle	Power: AC 120V/60Hz
Test Mode 1	



No	Flag	Mark	Frequency (MHz)	Measure Level (DBUV)	Reading Level (DBUV)	Over Limit (dB)	Limit (DBUV)	Factor (dB)	Type
1			0.165	51.473	41.400	-13.735	65.208	10.073	QP
2			0.165	27.773	17.700	-27.435	55.208	10.073	AV
3			0.310	35.945	25.900	-24.025	59.970	10.045	QP
4			0.310	24.945	14.900	-25.025	49.970	10.045	AV
5			0.606	42.828	32.700	-13.172	56.000	10.128	QP
6			0.606	33.228	23.100	-12.772	46.000	10.128	AV
7			0.946	33.824	23.886	-22.176	56.000	9.938	QP
8			0.946	24.911	14.972	-21.089	46.000	9.938	AV
9			1.578	30.688	20.801	-25.312	56.000	9.887	QP
10			1.578	21.719	11.832	-24.281	46.000	9.887	AV
11			2.230	27.928	18.060	-28.072	56.000	9.868	QP
12			2.230	18.942	9.074	-27.058	46.000	9.868	AV

Note: Measure Level (dB $\mu$ V) = Reading Level (dB $\mu$ V) + Factor (dB)

Factor (dB) = Cable Loss (dB) + LISN Factor (dB)

## 8. CONCLUSION

The data collected relate only the item(s) tested and show that the **Wi-Fi USB Dongle** is in compliance with Part 15E of the FCC Rules and ISED Rules.

---

The End