



Prüfbericht-Nr.: <i>Test Report No.:</i>	50074759 002	Auftrags-Nr.: <i>Order No.:</i>	164057921	Seite 1 von 88 <i>Page 1 of 88</i>	
Kunden-Referenz-Nr.: <i>Client Reference No.:</i>	N/A	Auftragsdatum: <i>Order date:</i>	14.03.2016		
Auftraggeber: <i>Client:</i>	Yealink (Xiamen) Network Technology Co., Ltd., 309, 3th Floor, No. 16, Yun Ding North Road, Huli District, Xiamen City, Fujian, P.R. China				
Prüfgegenstand: <i>Test item:</i>	Smart Media Phone				
Bezeichnung / Typ-Nr.: <i>Identification / Type No.:</i>	SIP-T56A, SIP-T58A, SIP-T58V (Yealink)				
Auftrags-Inhalt: <i>Order content:</i>	FCC/IC Certification				
Prüfgrundlage: <i>Test specification:</i>	CFR47 FCC Part 15: Subpart C Section 15.247 CFR47 FCC Part 15: Subpart C Section 15.207 CFR47 FCC Part 15: Subpart C Section 15.209 RSS-247 Issue 1 May 2015 RSS-Gen Issue 4 November 2014				
Wareneingangsdatum: <i>Date of receipt:</i>	10.01.2017				
Prüfmuster-Nr.: <i>Test sample No.:</i>	A000480416-001 ~ 015				
Prüfzeitraum: <i>Testing period:</i>	15.01.2017 - 24.02.2017				
Ort der Prüfung: <i>Place of testing:</i>	BTL Inc.				
Prüflaboratorium: <i>Testing laboratory:</i>	TÜV Rheinland (Shenzhen) Co., Ltd.				
Prüfergebnis*: <i>Test result*:</i>	Pass				
geprüft von / tested by:			kontrolliert von / reviewed by:		
31.03.2017	Andy Yan/Project Manager		31.03.2017	Owen Tian/Technical Certifier	
Datum <i>Date</i>	Name / Stellung <i>Name / Position</i>	Unterschrift <i>Signature</i>	Datum <i>Date</i>	Name / Stellung <i>Name / Position</i>	Unterschrift <i>Signature</i>
Sonstiges / Other: FCC ID: T2C-T56A, T2C-T58A, T2C-T58V IC: 10741A-T56A, 10741A-T58A, 10741A-T58V					
Zustand des Prüfgegenstandes bei Anlieferung: <i>Condition of the test item at delivery:</i>		Prüfmuster vollständig und unbeschädigt <i>Test item complete and undamaged</i>			
* Legende: 1 = sehr gut 2 = gut 3 = befriedigend 4 = ausreichend 5 = mangelhaft P(ass) = entspricht o.g. Prüfgrundlage(n) F(ail) = entspricht nicht o.g. Prüfgrundlage(n) N/A = nicht anwendbar N/T = nicht getestet Legend: 1 = very good 2 = good 3 = satisfactory 4 = sufficient 5 = poor P(ass) = passed a.m. test specification(s) F(ail) = failed a.m. test specification(s) N/A = not applicable N/T = not tested					
Dieser Prüfbericht bezieht sich nur auf das o.g. Prüfmuster und darf ohne Genehmigung der Prüfstelle nicht auszugsweise vervielfältigt werden. Dieser Bericht berechtigt nicht zur Verwendung eines Prüfzeichens. <i>This test report only relates to the a. m. test sample. Without permission of the test center this test report is not permitted to be duplicated in extracts. This test report does not entitle to carry any test mark.</i>					

v04

Prüfbericht - Nr.: 50074759 002

Test Report No.

Seite 2 von 88

Page 2 of 88

TEST SUMMARY

5.1.1 ANTENNA REQUIREMENT*RESULT: Pass***5.1.2 PEAK OUTPUT POWER***RESULT: Pass***5.1.3 6dB BANDWIDTH AND 99% BANDWIDTH***RESULT: Pass***5.1.4 CONDUCTED SPURIOUS EMISSIONS MEASURED IN 100KHz BANDWIDTH***RESULT: Pass***5.1.5 POWER SPECTRAL DENSITY***RESULT: Pass***5.1.6 SPURIOUS EMISSION***RESULT: Pass***5.1.7 CONDUCTED EMISSIONS***RESULT: Pass*

CONTENTS

1.	GENERAL REMARKS	4
1.1	COMPLEMENTARY MATERIALS	4
2.	TEST SITES	4
2.1	TEST FACILITIES	4
2.2	LIST OF TEST AND MEASUREMENT INSTRUMENTS.....	5
2.3	TRACEABILITY	6
2.4	CALIBRATION	6
2.5	MEASUREMENT UNCERTAINTY.....	6
2.6	LOCATION OF ORIGINAL DATA.....	6
2.7	STATUS OF FACILITY USED FOR TESTING.....	7
3.	GENERAL PRODUCT INFORMATION	8
3.1	PRODUCT FUNCTION AND INTENDED USE.....	8
3.2	RATINGS AND SYSTEM DETAILS	8
3.3	INDEPENDENT OPERATION MODES	9
3.4	NOISE GENERATING AND NOISE SUPPRESSING PARTS	9
3.5	SUBMITTED DOCUMENTS	9
4.	TEST SET-UP AND OPERATION MODES	10
4.1	PRINCIPLE OF CONFIGURATION SELECTION.....	10
4.2	TEST OPERATION AND TEST SOFTWARE	10
4.3	SPECIAL ACCESSORIES AND AUXILIARY EQUIPMENT	10
4.4	COUNTERMEASURES TO ACHIEVE ERM COMPLIANCE	10
4.5	TEST SETUP DIAGRAM	11
5.	TEST RESULTS	13
5.1	TRANSMITTER REQUIREMENT & TEST SUITES	13
5.1.1	<i>Antenna Requirement</i>	<i>13</i>
5.1.2	<i>Peak Output Power</i>	<i>14</i>
5.1.3	<i>6dB Bandwidth and 99% Bandwidth</i>	<i>15</i>
5.1.4	<i>Conducted Spurious Emissions measured in 100kHz Bandwidth</i>	<i>16</i>
5.1.5	<i>Power spectral density</i>	<i>35</i>
5.1.6	<i>Spurious Emission</i>	<i>36</i>
5.1.7	<i>Conducted emissions.....</i>	<i>83</i>
6.	PHOTOGRAPHS OF THE TEST SET-UP	86
7.	LIST OF TABLES	88
8.	LIST OF PHOTOGRAPHS	88

1. General Remarks

1.1 Complementary Materials

None.

2. Test Sites

2.1 Test Facilities

BTL Inc.

(FCC Registration No.: 319330)
(Test site Industry Canada No.: 4428B)

Building C, No.3, Jinshagang 1st Road, Shixia, Dalang
Dongguan, Guangdong, China

The tests at the test site have been conducted under the supervision of a TÜV engineer.

2.2 List of Test and Measurement Instruments

Table 1: List of Test and Measurement Equipment

Kind of Equipment	Manufacturer	Type	S/N	Calibrated until
Peak Output Power				
P-series Power meter	Agilent	N1911A	MY45100473	2017-10-25
Wireband Power sensor	Agilent	N1921A	MY51100041	2017-10-25
Power Spectral Density				
Spectrum Analyzer	R&S	FSP 40	100185	2017-10-10
Occupied Channel Bandwidth				
Spectrum Analyzer	R&S	FSP 40	100185	2017-10-10
Conducted Spurious Emission				
Spectrum Analyzer	R&S	FSP 40	100185	2017-10-10
Transmitter Spurious Emission (Radiated Measurement)				
Antenna	Schwarzbeck	VULB9160	9160-3232	2017-03-27
Amplifier	HP	8447D	2944A09673	2016-11-08
Receiver	AGILENT	N9038A	MY52130039	2016-10-10
Test Cable	emci	LMR-400(30MHz-1GHz)	C-01	2017-06-25
Control	CT	SC100	N/A	N/A
Position Control	MF	MF-7802	MF780208416	N/A
Antenna	ETS	3115	00075789	2017-03-27
Amplifier	Agilent	8449B	3008A02274	2016-11-01
Receiver	AGILENT	N9038A	MY52130039	2016-10-10
Test Cable	emci	EMC104-SM-SM-10000(1GHz-26.5GHz)	C-68	2017-06-25
Controller	CT	SC100	N/A	N/A
Broad-Band Horn Antenna	Schwarzbeck	BBHA 9170	9170319	2017-04-22
Microwave Preamplifier With Adaptor	EMC INSTRUMENT	EMC2654045	980039 & HA01	2017-03-27
Active Loop Antenna	R&S	HFH2-Z2	830749/020	2017-09-05
Measurement Software	Farad	EZ-EMC Ver.NB-03A1-01	N/A	N/A
Conducted Emission				
EMI Test Receiver	R&S	ESCI	100382	2017-03-27
LISN	EMCO	3816/2	52765	2017-03-27
LISN	R&S	ENV216	101447	2017-03-27
50Ω Terminator	SHX	TF2-3G-A	8122901	2017-03-27
Two-Line V-Network	R&S	ENV216	101447	2017-03-27
Cable	emci	RG223(9KHz-30MHz)(5m)	N/A	2017-03-10
Measurement Software	Farad	EZ-EMC Ver.NB-03A1-01	N/A	N/A
RF Current Probe	FCC	F-33-4	78	2017-03-27
Measurement Software	Farad	EZ-EMC Ver.NB-03A1-01	N/A	N/A

2.3 Traceability

All measurement equipment calibrations are traceable to NIST or where calibration is performed outside the United States, to equivalent nationally recognized standards organizations.

2.4 Calibration

Equipment requiring calibration is calibrated periodically by the manufacturer or according to manufacturer's specifications. Additionally all equipment is verified for proper performance on a regular basis using in house standards or comparisons.

2.5 Measurement Uncertainty

Table 2: Measurement Uncertainty

Parameter	Uncertainty
Radio Frequency	$\pm 1 \times 10^{-5}$
Maximum Peak Output Power Test	$\pm 1.0\text{dB}$
Conducted Emissions Test	$\pm 2.0\text{dB}$
Radiated Emission Test	$\pm 2.0\text{dB}$
Power Density	$\pm 2.0\text{dB}$
Occupied Bandwidth Test	$\pm 1.0\text{dB}$
Band Edge Test	$\pm 3\text{dB}$
All emission, radiated	$\pm 3\text{dB}$
Antenna Port Emission	$\pm 3\text{dB}$
Temperature	$\pm 0.5^\circ\text{C}$
Humidity	$\pm 3\%$

2.6 Location of Original Data

The original copies of all test data taken during actual testing were retained in the TÜV Rheinland (Shenzhen) file for certification follow-up purposes.

Prüfbericht - Nr.: 50074759 002*Test Report No.***Seite 7 von 88***Page 7 of 88*

2.7 Status of Facility Used for Testing

BTL Inc. test facility located at Building C, No.3, Jinshagang 1st Road, Shixia, Dalang, Dongguan, Guangdong, China is listed on the US Federal Communications Commission list of facilities approved to perform measurements.

3. General Product Information

3.1 Product Function and Intended Use

The EUTs are smart media phone with Wi-Fi & Bluetooth function, they operate at 2.4GHz ISM frequency band.

The models have the same Bluetooth / Wi-Fi module & circuit, the difference is only that model SIP-T58V with camera, the model SIP-T58A without camera, and model SIP-T56A without camera & USB connector.

For details refer to the User Manual and Circuit Diagram.

3.2 Ratings and System Details

Table 3: Technical Specification of Wi-Fi

Technical Specification	Value
Kind of Equipment	Smart Media Phone
Type Designation	SIP-T56A, SIP-T58A, SIP-T58V
Operating Frequency band	2412 - 2462MHz
Extreme Temperature Range	-30~+85°C
Operation Voltage	DC 5V (via marketed AC/DC adapter)
	DC 48V (via POE)
Antenna Gain	1dBi

Table 4: Technical Specification of Wi-Fi

Item	Description		
	IEEE 802.11b	IEEE 802.11g	IEEE 802.11n (HT20)
Operating Frequency band (MHz)	2412 ~ 2462	2412 ~ 2462	2412 ~ 2462
Channel Number	11	11	11
Modulation	DSSS (DBPSK, DQPSK), CCK)	OFDM (DBPSK, DQPSK)	OFDM (BPSK, QPSK, 16-QAM, 64-QAM)
Data Rate (Mbps)	1, 2, 5, 11	6, 9, 12, 18, 24, 36, 48, 54	MCS0 ~ MCS7
Transmitter Output Power (Typical) (dBm)	16	15	14
Media Access Protocol	CSMA/CA with ACK	CSMA/CA with ACK	CSMA/CA with ACK

Table 5: Carrier Frequency

Frequency Band	Channel No.	Frequency	Channel No.	Frequency
2400 – 2483.5 MHz	1	2412 MHz	8	2447 MHz
	2	2417 MHz	9	2452 MHz
	3	2422 MHz	10	2457 MHz
	4	2427 MHz	11	2462 MHz
	5	2432 MHz		
	6	2437 MHz		
	7	2442 MHz		

3.3 Independent Operation Modes

The basic operation modes are:

- A. On, Wi-Fi mode (2.4GHz)
 - 1. Transmitting
 - a. Low Channel
 - b. Middle Channel
 - c. High Channel
 - 2. Receiving
- B. Standby
- C. Off

3.4 Noise Generating and Noise Suppressing Parts

Refer to the Circuit Diagram.

3.5 Submitted Documents

- Bill of Material
- Constructional Drawing
- PCB Layout
- Photo Document
- Circuit Diagram
- Instruction Manual
- Rating Label

4. Test Set-up and Operation Modes

4.1 Principle of Configuration Selection

The equipment under test (EUT) was configured to measure its maximum power level. The test modes were adapted accordingly in reference to the instructions for use.

4.2 Test Operation and Test Software

Test operation refers to test setup in chapter 5. All testing were performed according to the procedures in ANSI C63.10: 2013.

4.3 Special Accessories and Auxiliary Equipment

The EUT was tested together with the following accessories:

Description	Manufacturer	Part No.	Rating
Power adapter	Dongguan Oriental Hero Electrical Factory	YLPS052000B-EU	Input: AC 100-240, 50/60Hz, 0.35A; Output: DC 5V, 2A

4.4 Countermeasures to Achieve ERM Compliance

The test sample which has been tested contained the noise suppression parts as described in the Technical Construction File (TCF). No additional measures were employed to achieve compliance.

4.5 Test Setup Diagram

Diagram of Measurement Configuration for Radiation Test

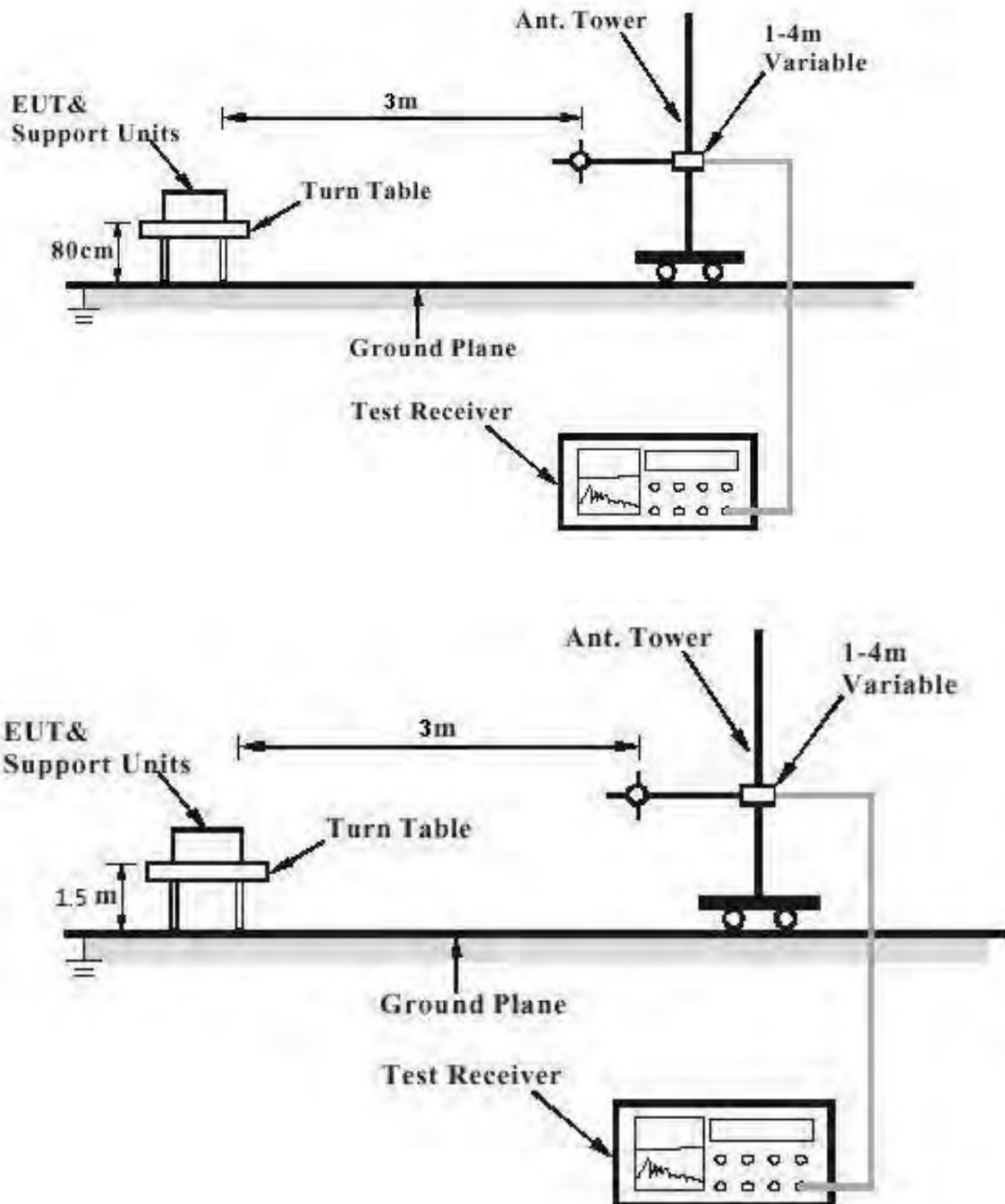


Diagram of Measurement Equipment Configuration for Conduction Measurement

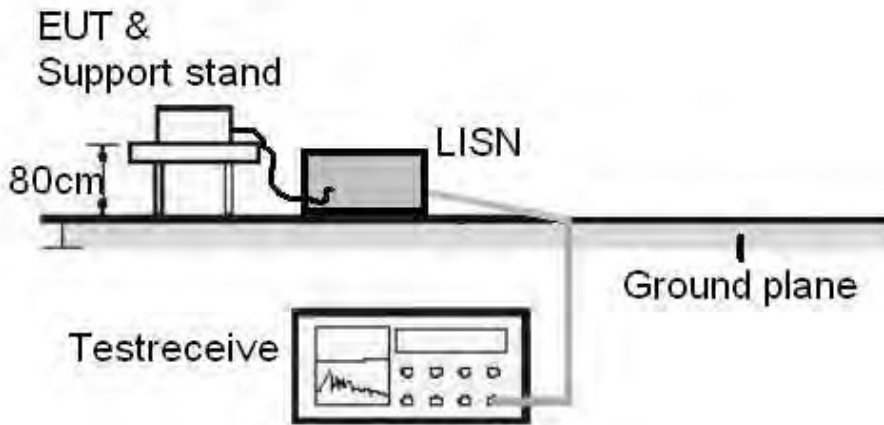
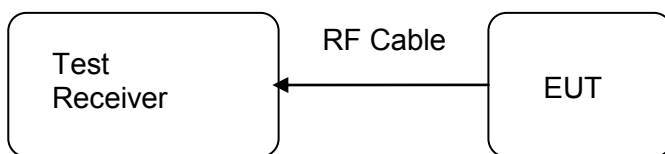


Diagram of Measurement Equipment Configuration for Transmitter Measurement



5. Test Results

5.1 Transmitter Requirement & Test Suites

5.1.1 Antenna Requirement

RESULT:**Pass**

Test standard : Part 15.203
RSS-Gen Clause 8.3
Limit The use of antennas with directional gains that do not exceed 6dBi

According to the manufacturer declared, the EUT has an internal antenna, the directional gain of antenna is 1dBi, and the antenna connector is designed with permanent attachment and no consideration of replacement. Therefore the EUT is considered sufficient to comply with the provision.

5.1.2 Peak Output Power

RESULT:
Pass

Test date : 2017-02-24
 Test standard : FCC Part 15.247(b)(3)
 RSS-247 clause 5.4(4)
 Basic standard : ANSI C63.10: 2013
 Clause 9.1 of KDB 558074 v03r01
 Limit : 1W
 Kind of test site : Shielded room

Test setup

Test Channel : Low/ Middle/ High
 Operation Mode : A.1
 Ambient temperature : 25°C
 Relative humidity : 60%
 Atmospheric pressure : 101kPa

Table 6: Test result of Peak Output Power of 802.11b

Channel	Channel Frequency (MHz)	Peak Output Power	Limit
		(dBm)	(dBm)
Low Channel	2412	15.81	30
Middle Channel	2437	15.03	30
High Channel	2462	15.10	30

Table 7: Test result of Peak Output Power of 802.11g

Channel	Channel Frequency (MHz)	Peak Output Power	Limit
		(dBm)	(dBm)
Low Channel	2412	15.02	30
Middle Channel	2437	14.52	30
High Channel	2462	13.84	30

Table 8: Test result of Peak Output Power of 802.11n (HT20)

Channel	Channel Frequency (MHz)	Peak Output Power	Limit
		(dBm)	(dBm)
Low Channel	2412	14.01	30
Middle Channel	2437	13.57	30
High Channel	2462	13.04	30

Prüfbericht - Nr.: 50074759 002
Test Report No.
Seite 15 von 88
Page 15 of 88

5.1.3 6dB Bandwidth and 99% Bandwidth

RESULT:
Pass

Date of testing : 2017-02-24
 Test standard : FCC Part 15.247(a)(2)
 : RSS-247 clause 5.2(1)
 : RSS-Gen clause 6.6
 Basic standard : ANSI C63.10: 2013
 : Clause 8 of KDB 558074 v03r01
 Kind of test site : Shielded room

Test setup

Test Channel : Low/ Middle/ High
 Operation Mode : A.1
 Ambient temperature : 25°C
 Relative humidity : 60%
 Atmospheric pressure : 101kPa

Table 9: Test result of 6dB Bandwidth and 99% Bandwidth of 802.11b

Channel	Channel Frequency (MHz)	6dB Bandwidth (MHz)	Limit (MHz)	99% Bandwidth (MHz)
Low Channel	2412	8.08	≥0.5	14.00
Mid Channel	2437	8.15	≥0.5	14.00
High Channel	2462	9.14	≥0.5	14.00

Table 10: Test result of 6dB Bandwidth and 99% Bandwidth of 802.11g

Channel	Channel Frequency (MHz)	6dB Bandwidth (MHz)	Limit (MHz)	99% Bandwidth (MHz)
Low Channel	2412	15.87	≥0.5	16.48
Mid Channel	2437	15.80	≥0.5	16.48
High Channel	2462	15.80	≥0.5	16.48

Table 11: Test result of 6dB Bandwidth and 99% Bandwidth of 802.11n (HT20)

Channel	Channel Frequency (MHz)	6dB Bandwidth (MHz)	Limit (MHz)	99% Bandwidth (MHz)
Low Channel	2412	17.63	≥0.5	17.72
Mid Channel	2437	17.65	≥0.5	17.72
High Channel	2462	17.66	≥0.5	17.72

5.1.4 Conducted Spurious Emissions measured in 100kHz Bandwidth**RESULT:** **Pass**

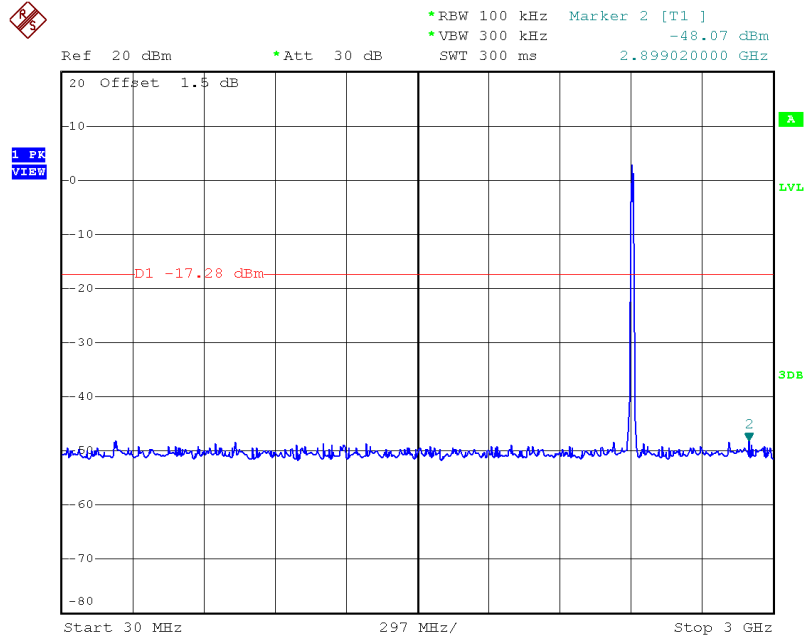
Date of testing : 2017-01-15
Test standard : FCC part 15.247(d)
RSS-247 clause 5.5
Basic standard : ANSI C63.10: 2013
Clause 13 of KDB 558074 v03r01
Limit : 20dB (below that in the 100kHz bandwidth within
the band that contains the highest level of the
desired power)
Kind of test site : Shield room

Test setup

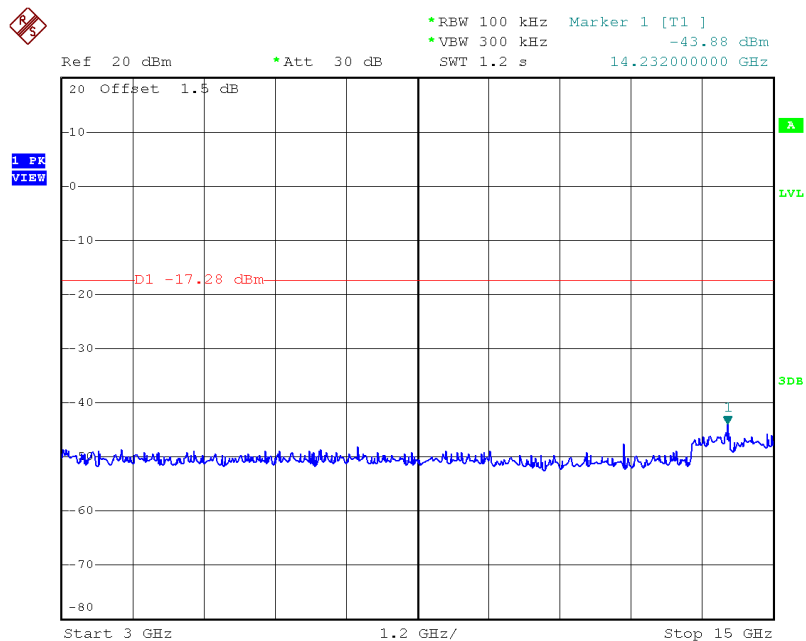
Test Channel : Low/ Middle/ High
Operation mode : A.1
Ambient temperature : 25°C
Relative humidity : 60%
Atmospheric pressure : 101kPa

For details refer to following test plot.

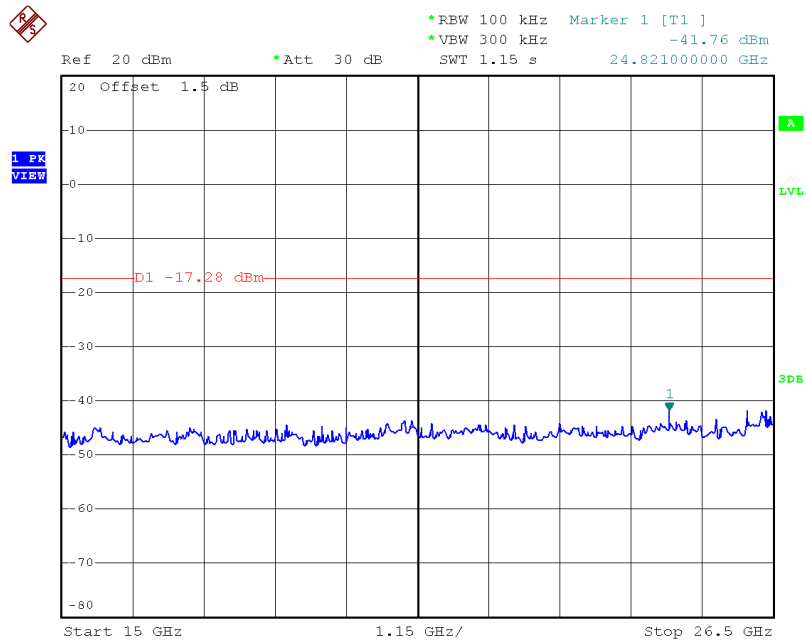
**Test Plot of Conducted spurious emissions measured in 100kHz
Bandwidth of 802.11b
Low Channel**



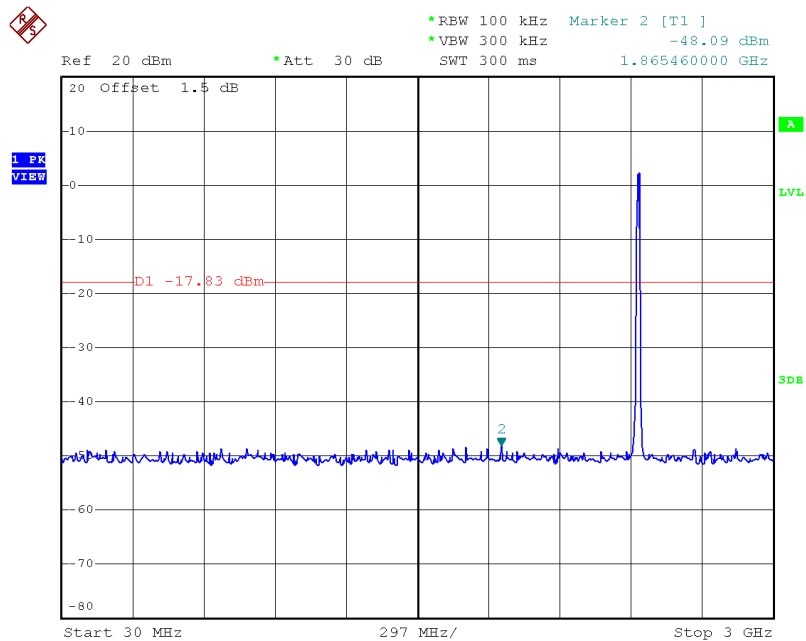
Date: 15.JAN.2017 15:26:18



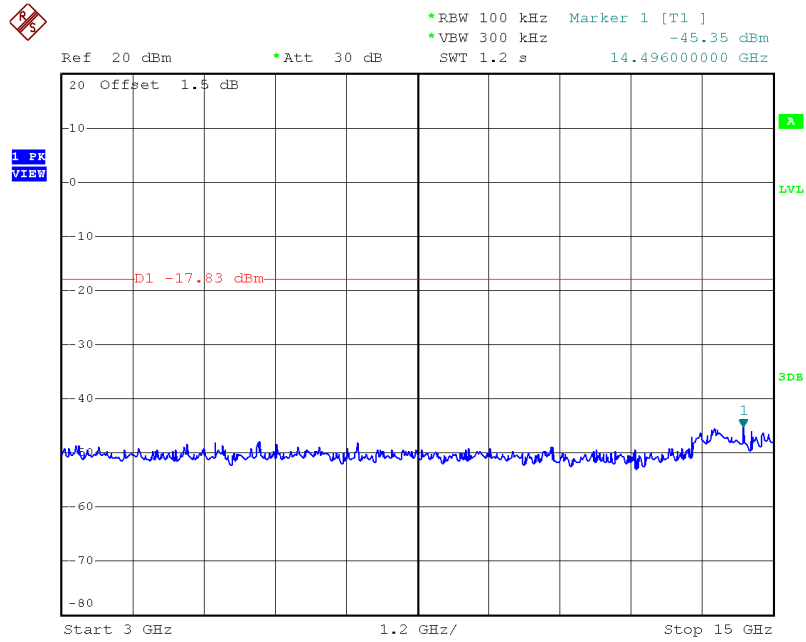
Date: 15.JAN.2017 15:26:26



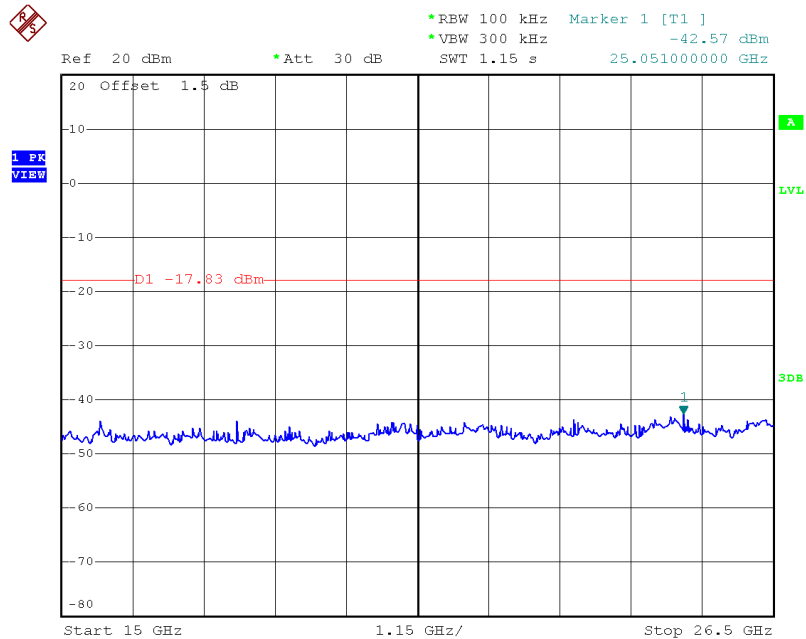
Date: 15.JAN.2017 15:26:35

Middle Channel


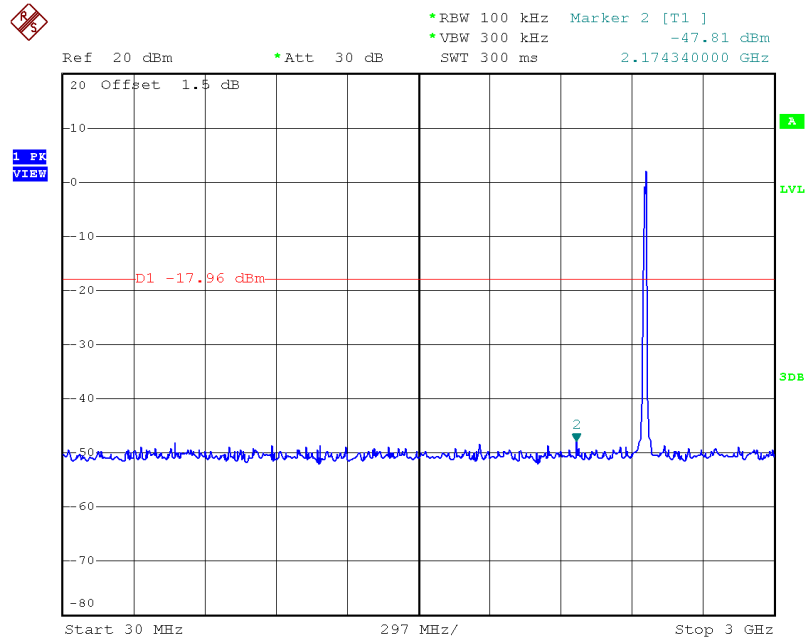
Date: 15.JAN.2017 15:29:09



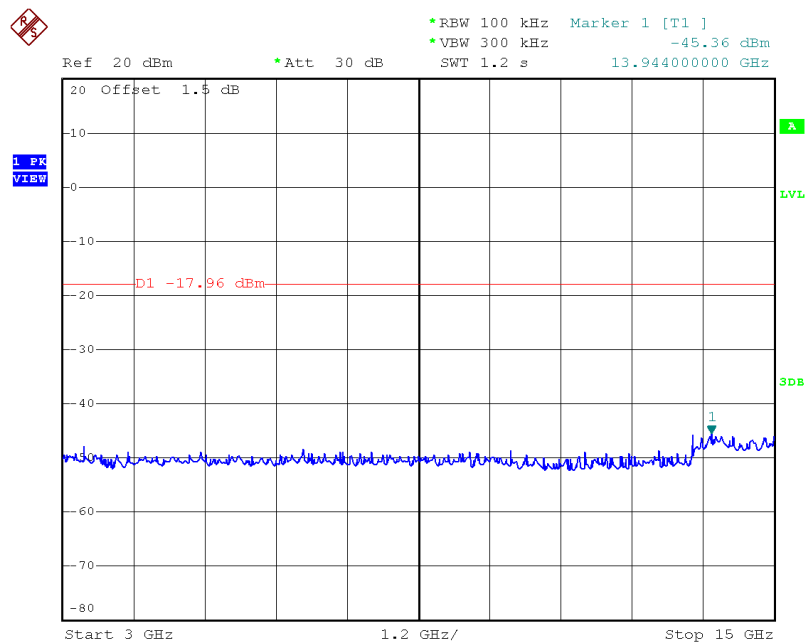
Date: 15.JAN.2017 15:29:18



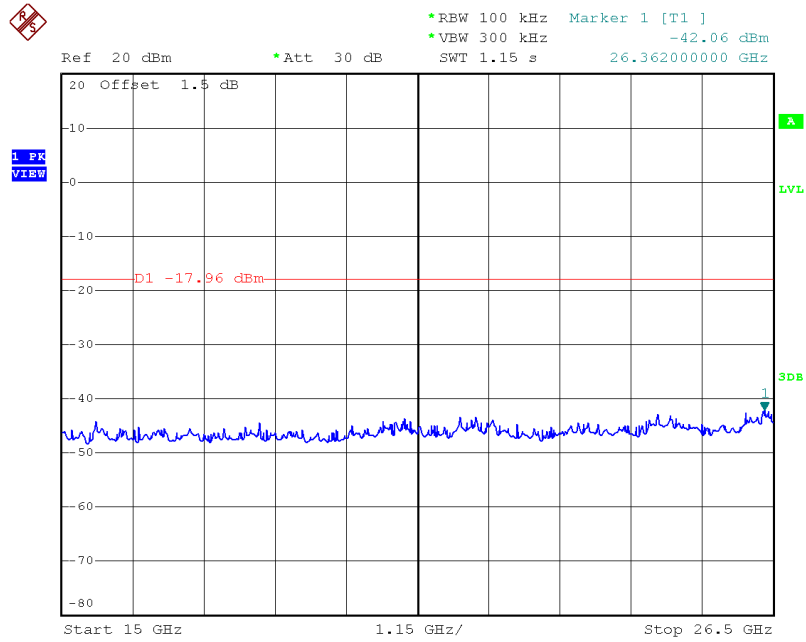
Date: 15.JAN.2017 15:29:26

High Channel


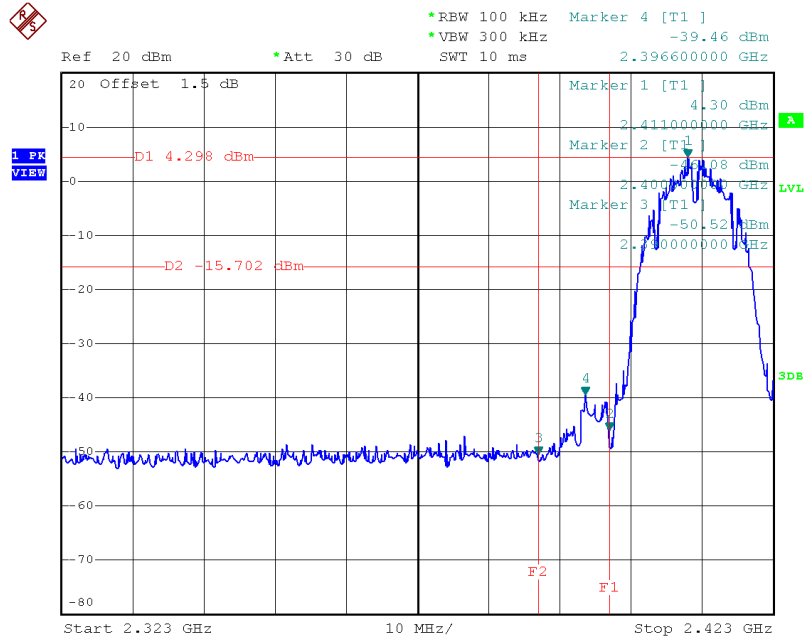
Date: 15.JAN.2017 15:30:53



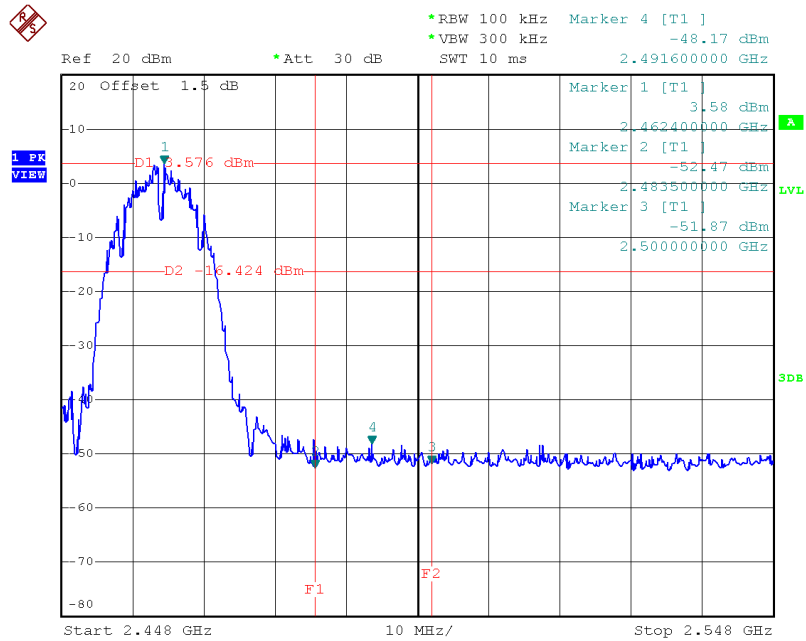
Date: 15.JAN.2017 15:31:01



Date: 15.JAN.2017 15:31:10

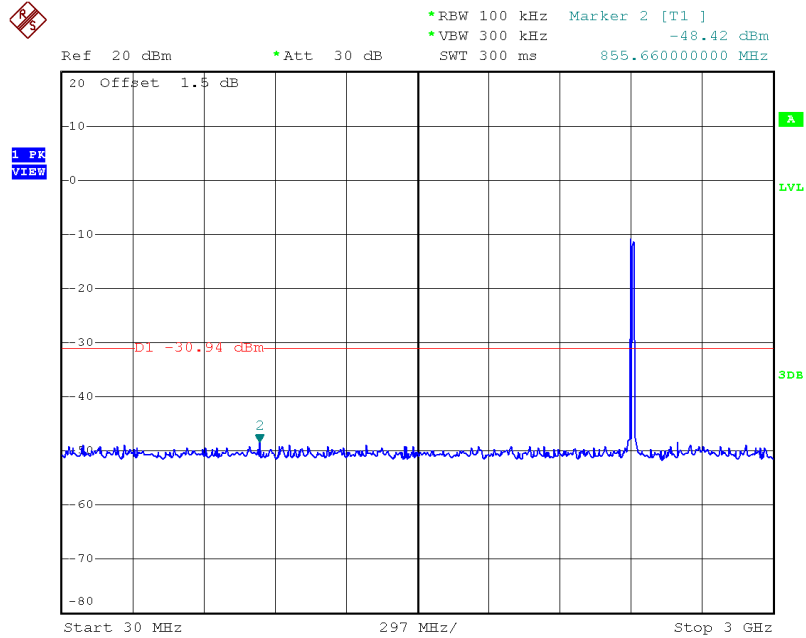
Band Edge


Date: 15.JAN.2017 15:26:42

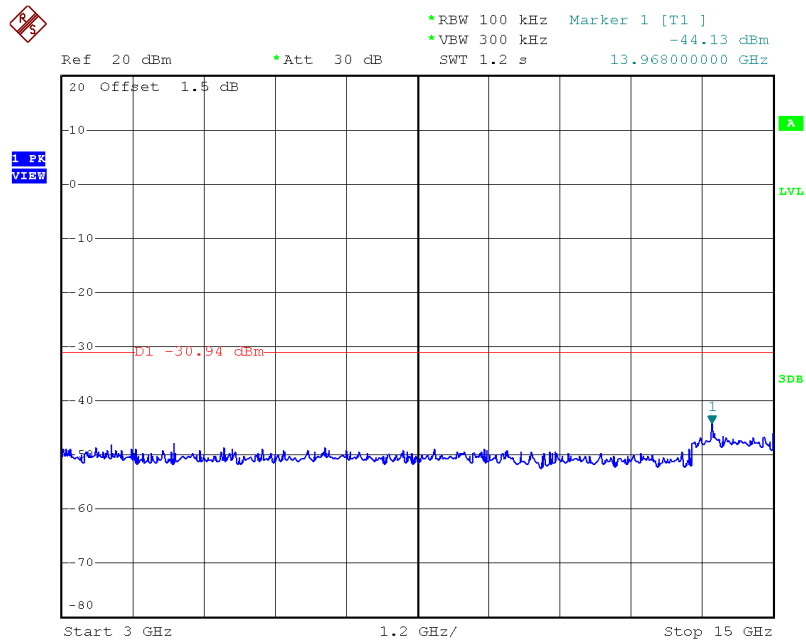


Date: 15.JAN.2017 15:31:17

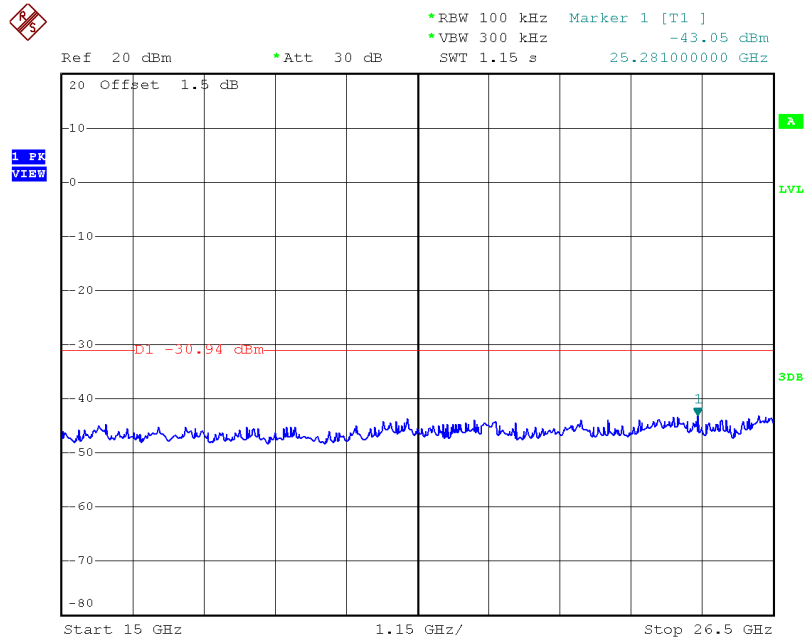
Test Plot of Conducted spurious emissions measured in 100kHz Bandwidth of 802.11g Low Channel



Date: 15.JAN.2017 15:33:21

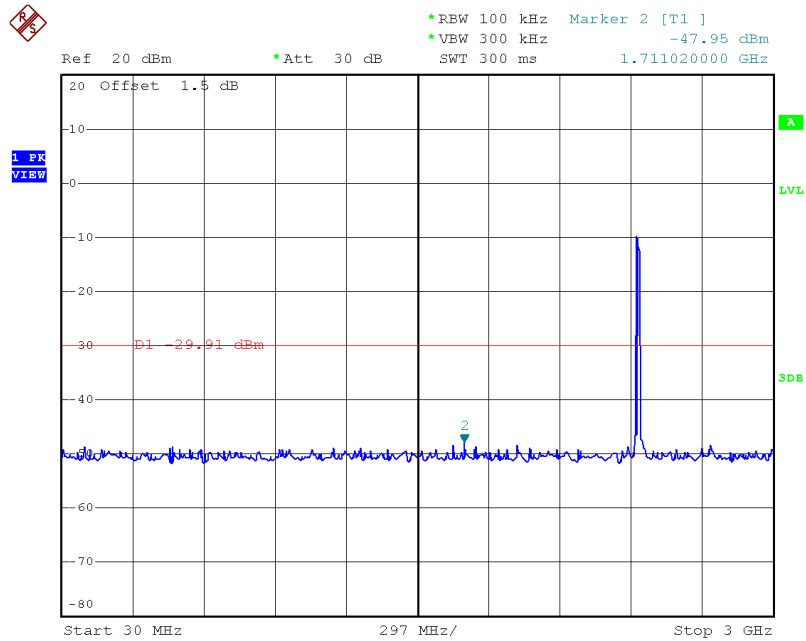


Date: 15.JAN.2017 15:33:29

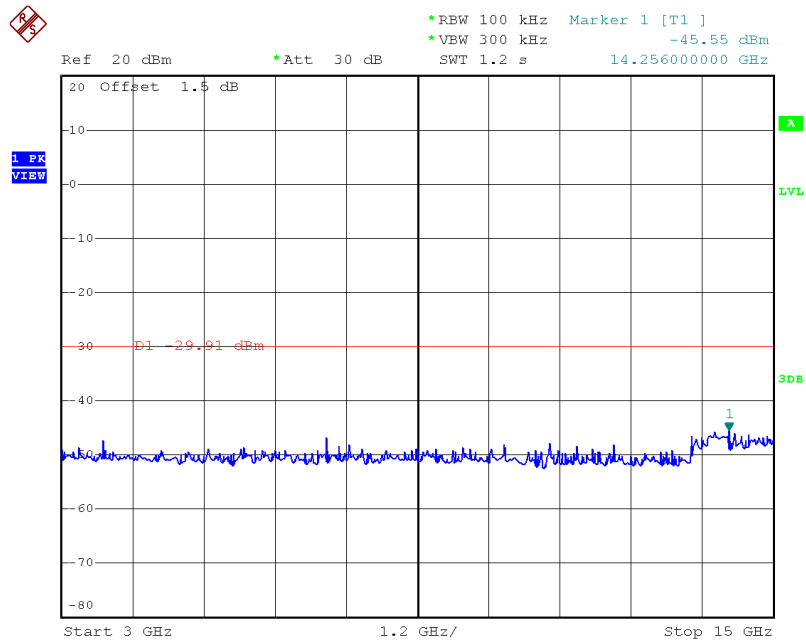


Date: 15.JAN.2017 15:33:38

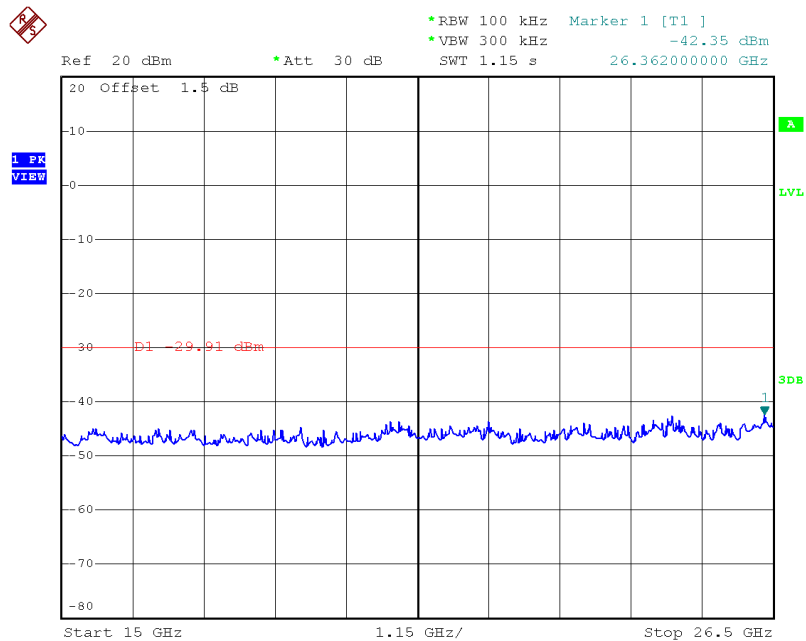
Middle Channel



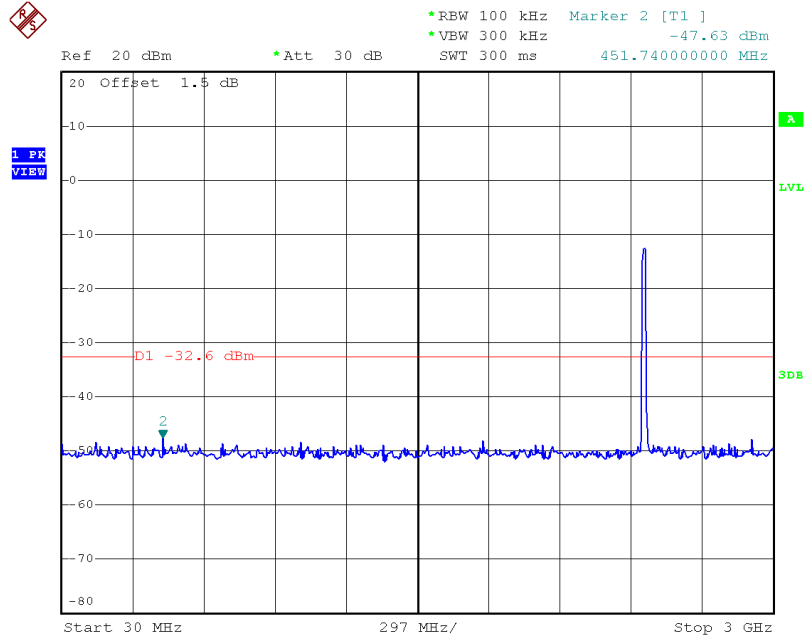
Date: 15.JAN.2017 15:34:56



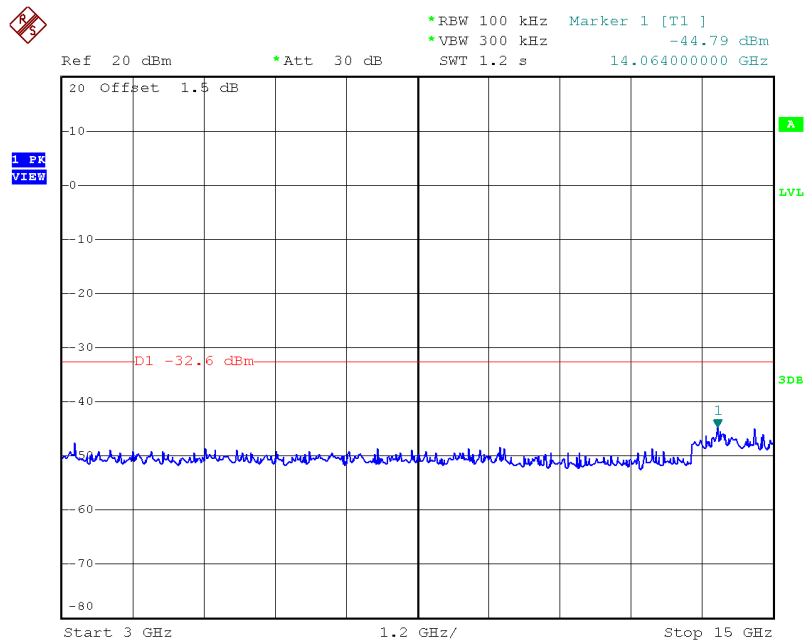
Date: 15.JAN.2017 15:35:05



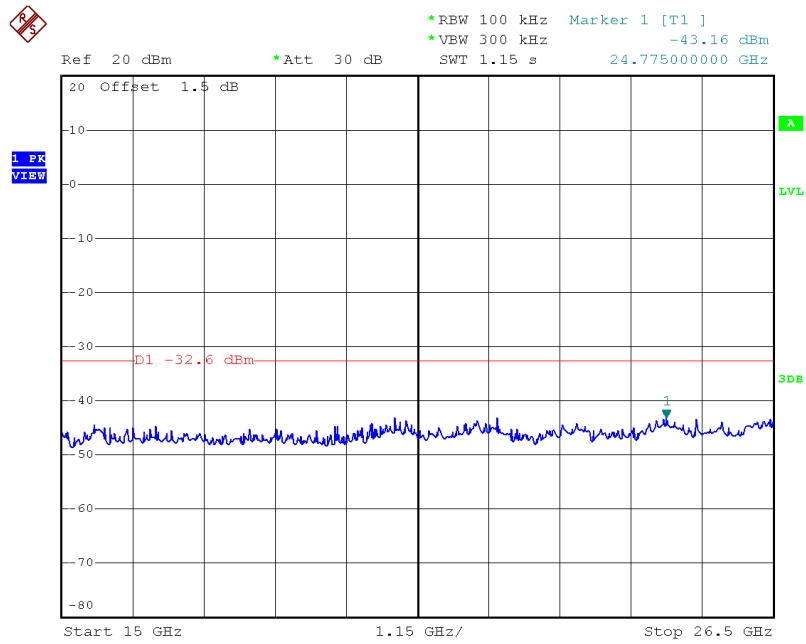
Date: 15.JAN.2017 15:35:13

High Channel


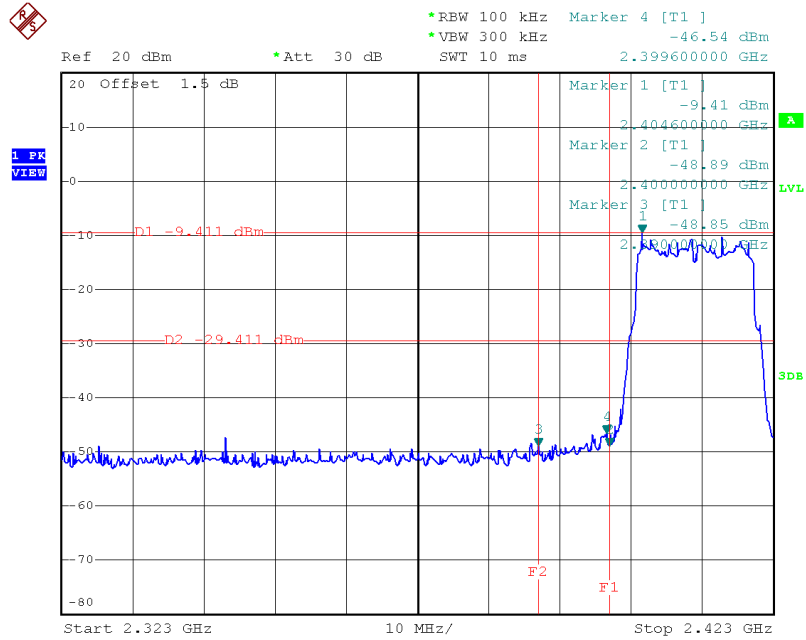
Date: 15.JAN.2017 15:36:21



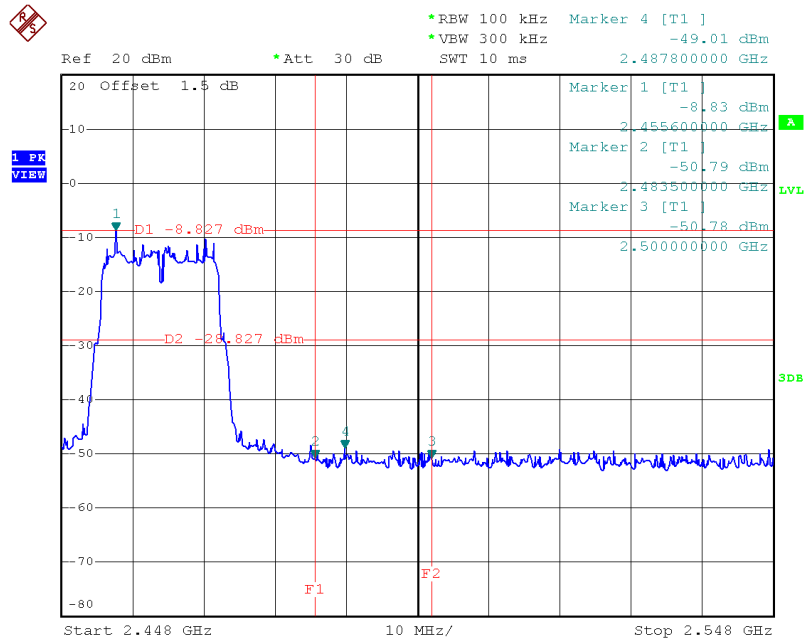
Date: 15.JAN.2017 15:36:29



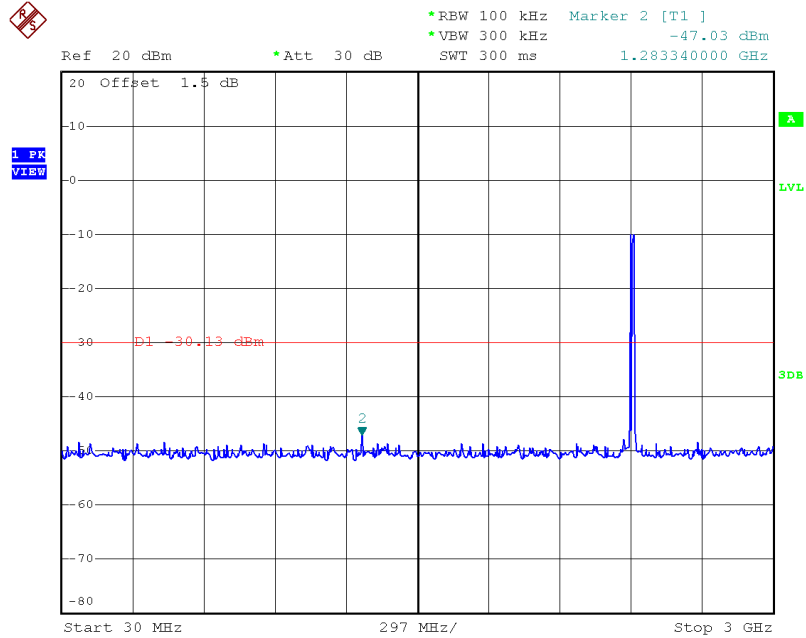
Date: 15.JAN.2017 15:36:38

Band Edge


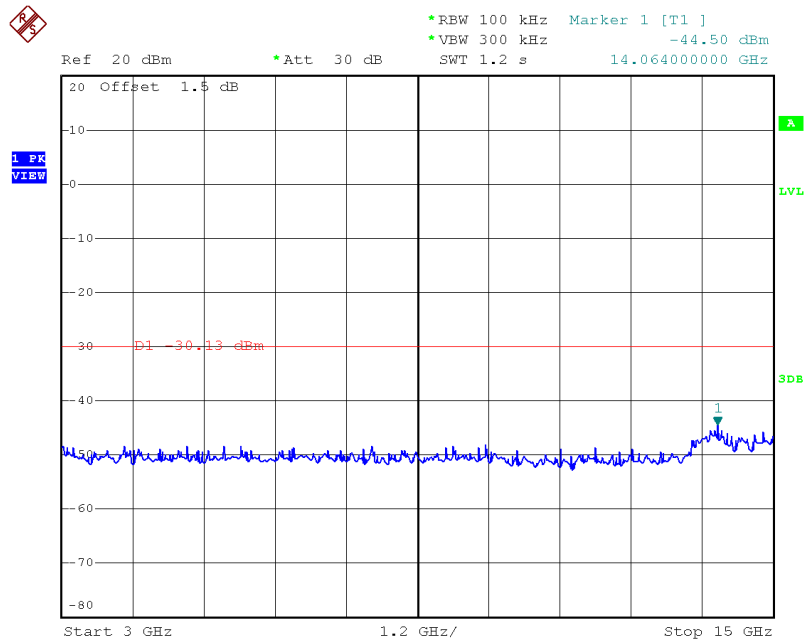
Date: 15.JAN.2017 15:33:45



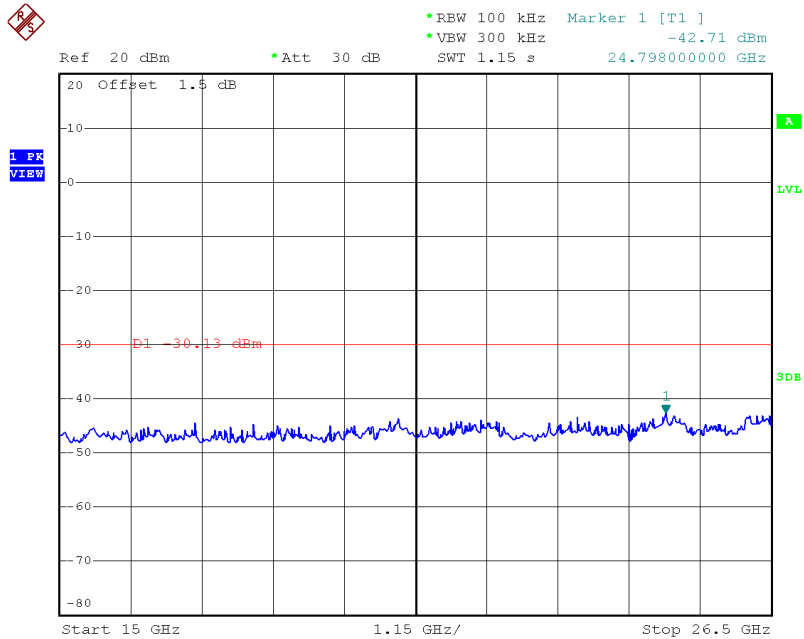
Date: 15.JAN.2017 15:36:45

**Test Plot of Conducted spurious emissions measured in 100kHz
 Bandwidth of 802.11n (HT20)
 Low Channel**


Date: 15.JAN.2017 15:38:31

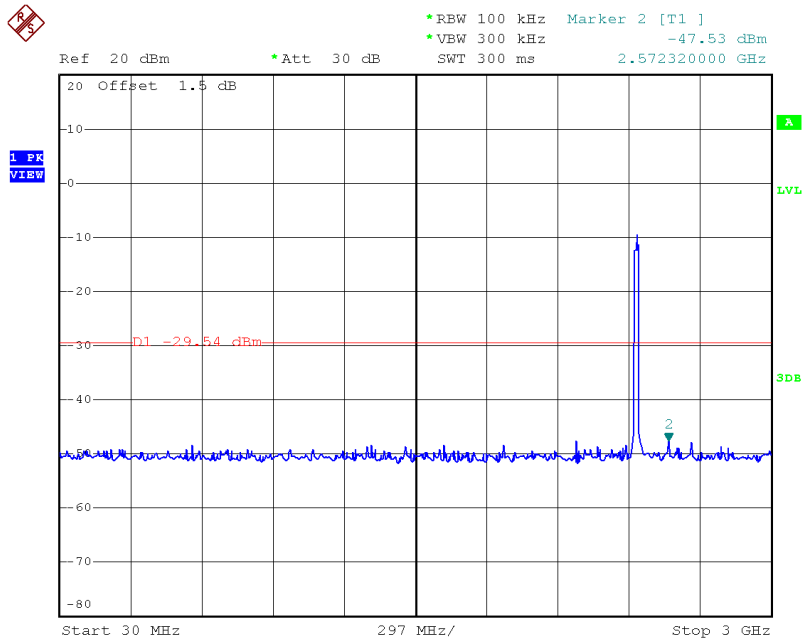


Date: 15.JAN.2017 15:38:39

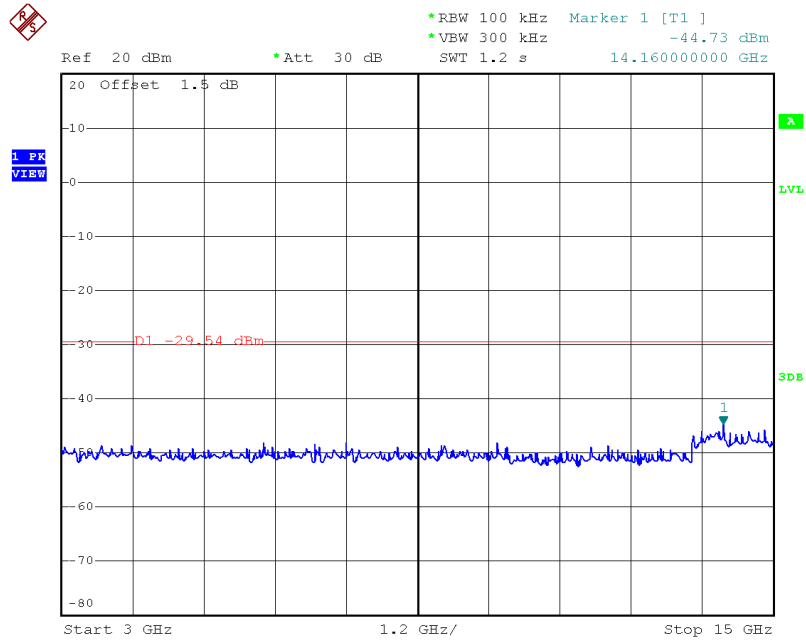


Date: 15.JAN.2017 15:38:47

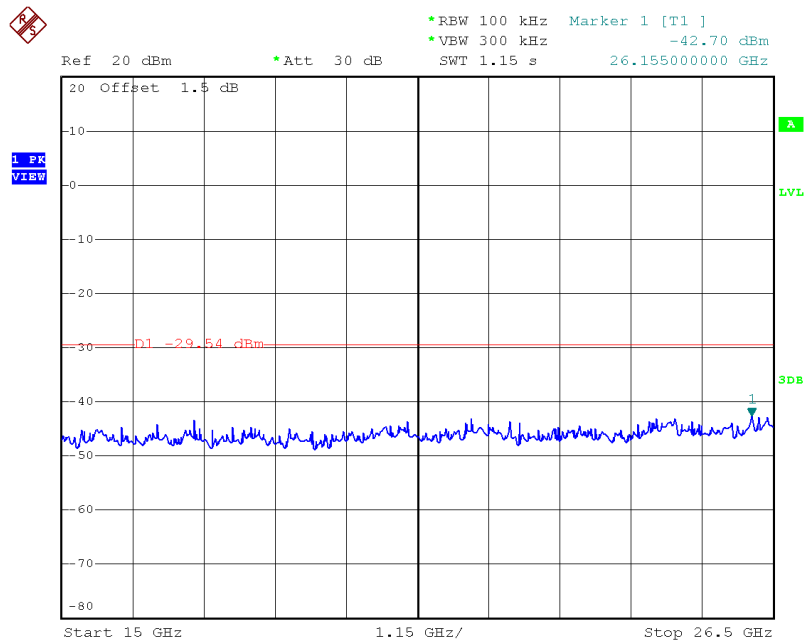
Middle Channel



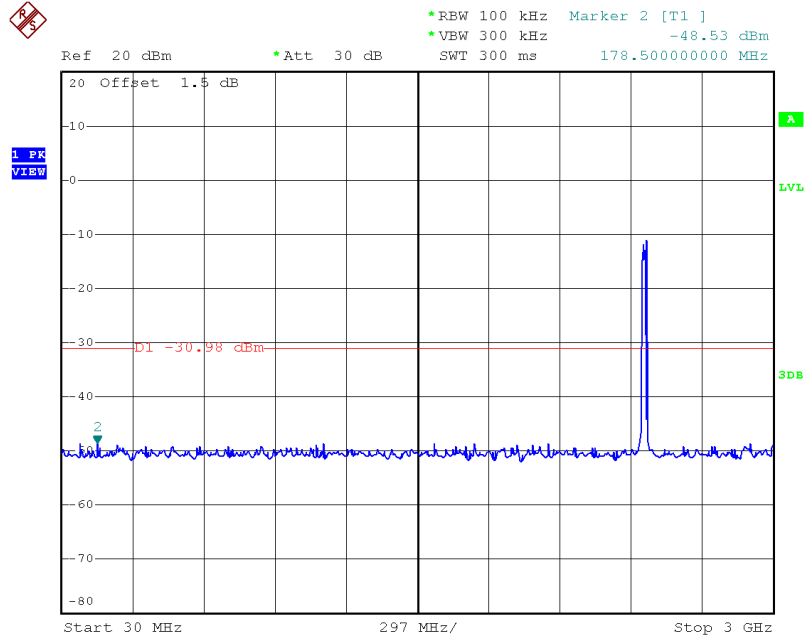
Date: 15.JAN.2017 15:40:38



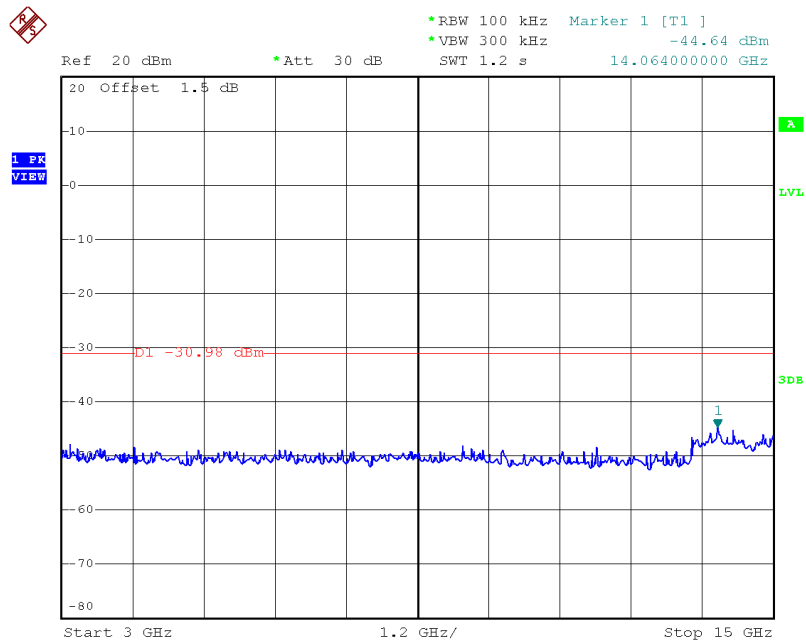
Date: 15.JAN.2017 15:40:46



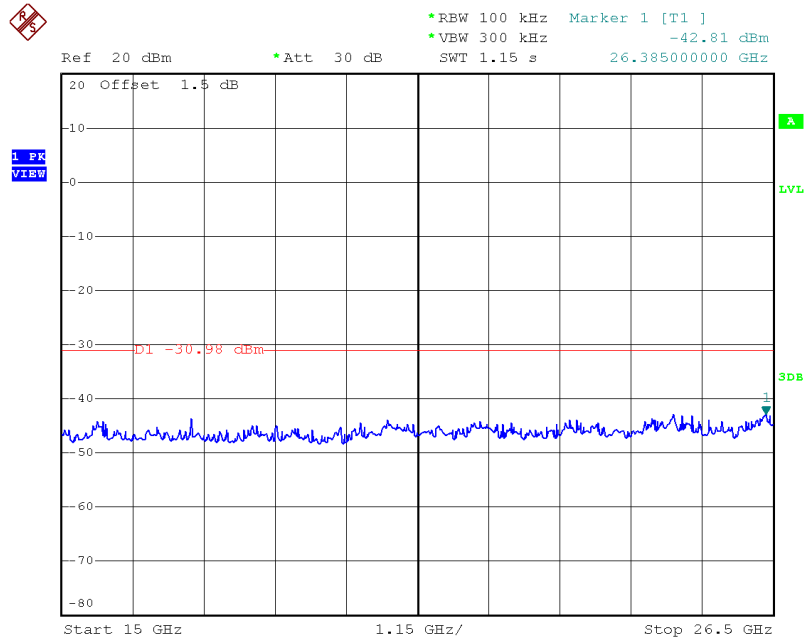
Date: 15.JAN.2017 15:40:55

High Channel


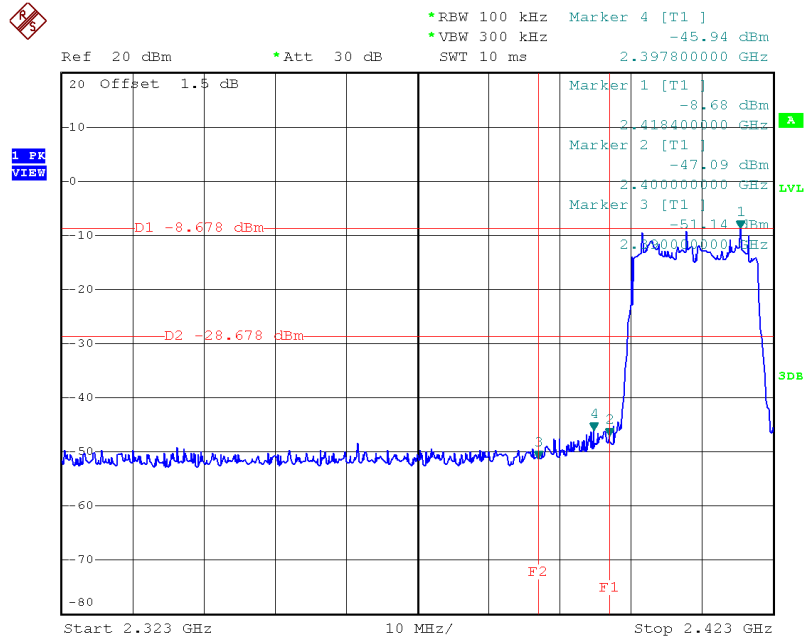
Date: 15.JAN.2017 15:42:16



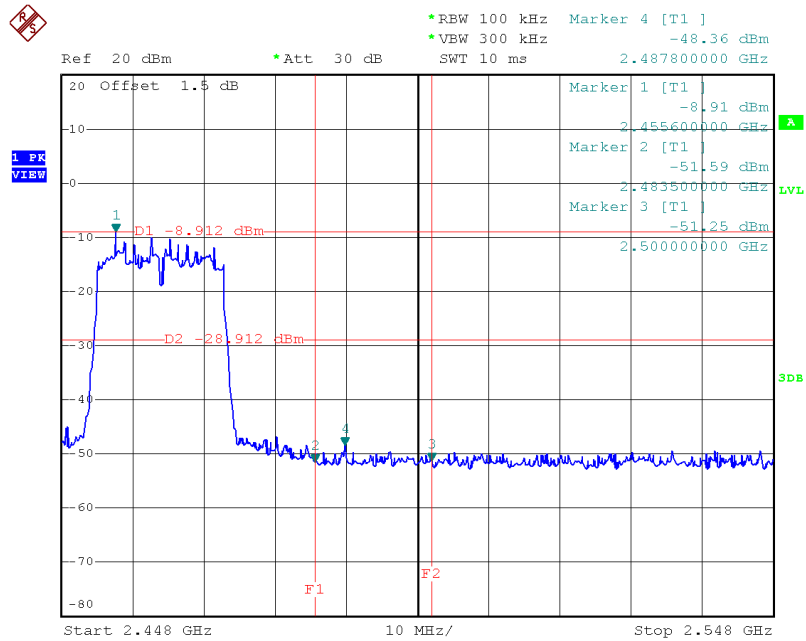
Date: 15.JAN.2017 15:42:25



Date: 15.JAN.2017 15:42:33

Band Edge


Date: 15.JAN.2017 15:39:32



Date: 15.JAN.2017 15:42:41

5.1.5 Power spectral density

RESULT:
Pass

Date of testing : 2017-02-24
 Test standard : FCC part 15.247(e)
 : RSS-247 clause 5.2(2)
 Basic standard : ANSI C63.10: 2013
 : Clause 10 of KDB 558074 v03r01
 Limit : 8dBm/3kHz
 Kind of test site : Shield room

Test setup

Test Channel : Low/ Middle/ High
 Operation mode : A.1
 Ambient temperature : 25°C
 Relative humidity : 60%
 Atmospheric pressure : 101kPa

Table 12: Test result of power spectral density:

Mode	Rate (Mbps)	Channel (MHz)	Result (dBm/3kHz)	Limit (dBm/3kHz)	Conclusion
802.11b		2412	-10.87	8	Pass
		2437	-11.44	8	Pass
		2462	-10.67	8	Pass
802.11g		2412	-22.41	8	Pass
		2437	-21.79	8	Pass
		2462	-23.72	8	Pass
802.11n (HT20)		2412	-23.44	8	Pass
		2437	-23.40	8	Pass
		2462	-24.53	8	Pass

Prüfbericht - Nr.: 50074759 002

Test Report No.

Seite 36 von 88

Page 36 of 88

5.1.6 Spurious Emission

RESULT:**Pass**

Date of testing : 2017-01-17 to 2017-01-18
Test standard : FCC part 15.247(d)
RSS-Gen
Basic standard : ANSI C63.10: 2013
Clause 11 of KDB 558074 v03r01
Limits : FCC part 15.209(a)
Kind of test site : 3m Semi-Anechoic Chamber & Anechoic Chamber

Test setup

Test Channel : Low/ Middle/ High
Operation mode : A.1
Ambient temperature : 25°C
Relative humidity : 60%
Atmospheric pressure : 101kPa

The frequency range of testing is 9kHz to 26.5GHz, and no any emissions were found from 9kHz to 1GHz, hence for the radiated emission from 9kHz to 1GHz, only the worst case were recorded.

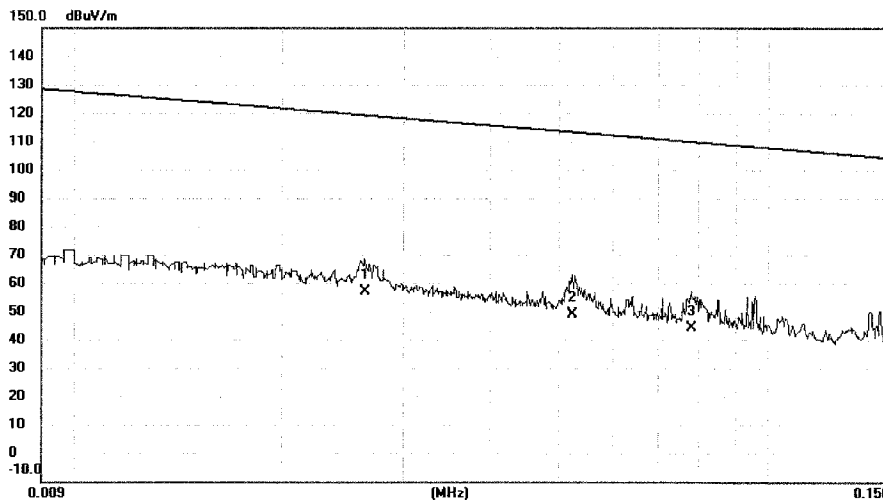
For details refer to following test plot.


 No.3.JinShaGang 1st Road,ShiXia,DaLang Town,DongGuan,China.
 Tel: (0769)-8318-3000 Fax:(0769)-8319-6000 Post Code: 523792
www.newbtl.com


Site: DG-CB01	Polarization:	Temperature: 25 (C)
Limit: FCC 15.209_3m(QP&AVG)_new	Power: AC 120V/60Hz	Humidity: 60 %
EUT: Smart Media Phone	Distance: 3m	
M/N: SIP-T58V	Mode: TX_0_1	
Note:		

Radiated Emission Measurement

File :FCCP_9KTO30M Data :#1 Date: 2017-1-18 Time: 15:01:07



No.	Mk.	Freq. MHz	Reading Level dBuV	Correct Factor dB	Measure- ment dBuV/m	Limit dBuV/m	Margin dB	Detector	Comment
1	*	0.0264	34.20	22.73	56.93	119.17	-62.24	AVG	
2		0.0524	29.30	19.79	49.09	113.22	-64.13	AVG	
3		0.0781	24.80	19.39	44.19	109.75	-65.56	AVG	

*:Maximum data x:Over limit !:over margin

<Reference Only



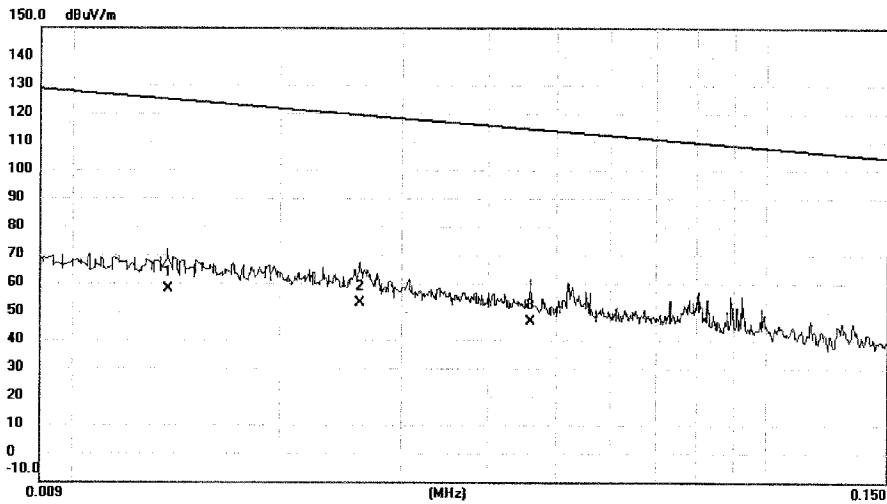
No.3.JinShaGang 1st Road, ShiXia, DaLang Town, DongGuan, China.
 Tel: (0769)-8318-3000 Fax:(0769)-8319-6000 Post Code: 523792
www.newbtl.com



Site: DG-CB01	Polarization:	Temperature: 25 (C)
Limit: FCC 15.209_3m(QP&AVG)_new	Power: AC 120V/60Hz	Humidity: 60 %
EUT: Smart Media Phone	Distance: 3m	
M/N: SIP-T58V	Mode: TX_90_1	
Note:		

Radiated Emission Measurement

File :FCCP_9KTO30M Data :#3 Date: 2017-1-18 Time: 15:11:14



No.	Mk.	Freq.	Reading Level	Correct Factor	Measurement	Limit	Margin	Detector	Comment
		MHz	dBuV	dB	dBuV/m	dBuV/m	dB		
1		0.0138	33.90	23.89	57.79	124.81	-67.02	AVG	
2	*	0.0261	30.10	22.77	52.87	119.27	-66.40	AVG	
3		0.0460	26.10	20.31	46.41	114.35	-67.94	AVG	

*:Maximum data x:Over limit !:over margin

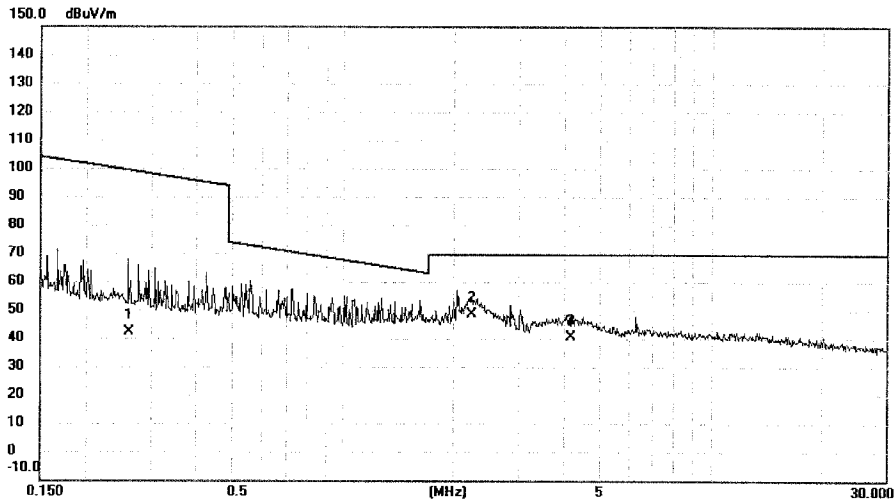
(Reference Only)


 No.3,JinShaGang 1st Road,ShiXia,DaLang Town,DongGuan,China.
 Tel: (0769)-8318-3000 Fax:(0769)-8319-6000 Post Code: 523792
www.newbtl.com


Site: DG-CB01	Polarization:	Temperature: 25 (C)
Limit: FCC 15.209_3m(QP&AVG)_new	Power: AC 120V/60Hz	Humidity: 60 %
EUT: Smart Media Phone	Distance: 3m	
M/N: SIP-T58V	Mode: TX_0_2	
Note:		

Radiated Emission Measurement

File :FCCP_9KTO30M Data :#2 Date: 2017-1-18 Time: 15:04:11



No.	Mk.	Freq.	Reading Level	Correct Factor	Measurement	Limit	Margin	Detector	Comment
		MHz	dBuV	dB	dBuV/m	dBuV/m	dB		
1		0.2603	23.60	18.64	42.24	99.30	-57.06	AVG	
2	*	2.2367	31.10	17.60	48.70	69.54	-20.84	QP	
3		4.1574	22.00	18.43	40.43	69.54	-29.11	QP	

*:Maximum data x:Over limit !:over margin

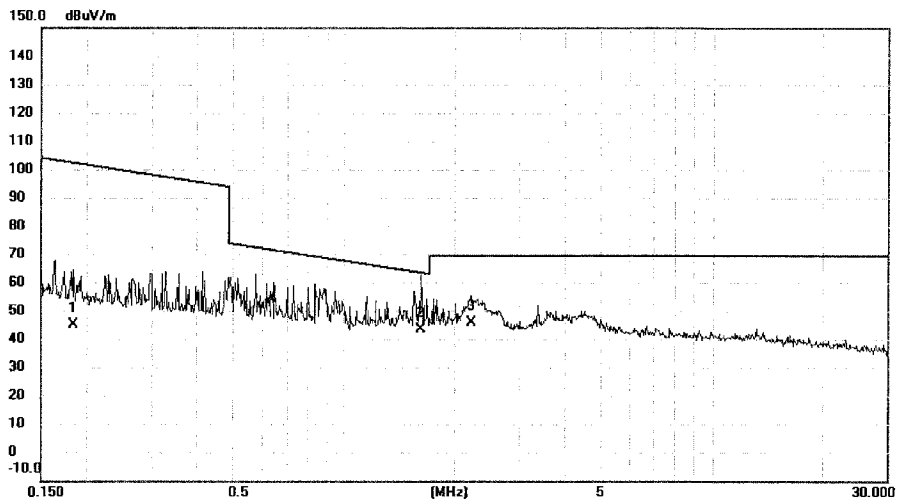
<Reference Only


 No.3.JinShaGang 1st Road,ShiXia,DaLang Town,DongGuan,China.
 Tel: (0769)-8318-3000 Fax:(0769)-8319-6000 Post Code: 523792
 www.newbtl.com


Site: DG-CB01	Polarization:	Temperature: 25 (C)
Limit: FCC 15.209_3m(QP&AVG)_new	Power: AC 120V/60Hz	Humidity: 60 %
EUT: Smart Media Phone	Distance: 3m	
M/N: SIP-T58V	Mode: TX_90_2	
Note:		

Radiated Emission Measurement

File :FCCP_9KTO30M Data :#4 Date: 2017-1-18 Time: 15:07:54



No.	Mk.	Freq.	Reading Level	Correct Factor	Measurement	Limit	Margin	Detector	Comment
		MHz	dBuV	dB	dBuV/m	dBuV/m	dB		
1		0.1835	26.20	18.71	44.91	102.33	-57.42	AVG	
2	*	1.6190	25.60	17.82	43.42	63.42	-20.00	QP	
3		2.2132	28.00	17.63	45.63	69.54	-23.91	QP	

*:Maximum data x:Over limit !:over margin

<Reference Only



No.3.JinShaGang 1st Road,ShiXia,DaLang Town,DongGuan,China.
 Tel: (0769)-8318-3000 Fax:(0769)-8319-6000 Post Code: 523792
www.newbtl.com

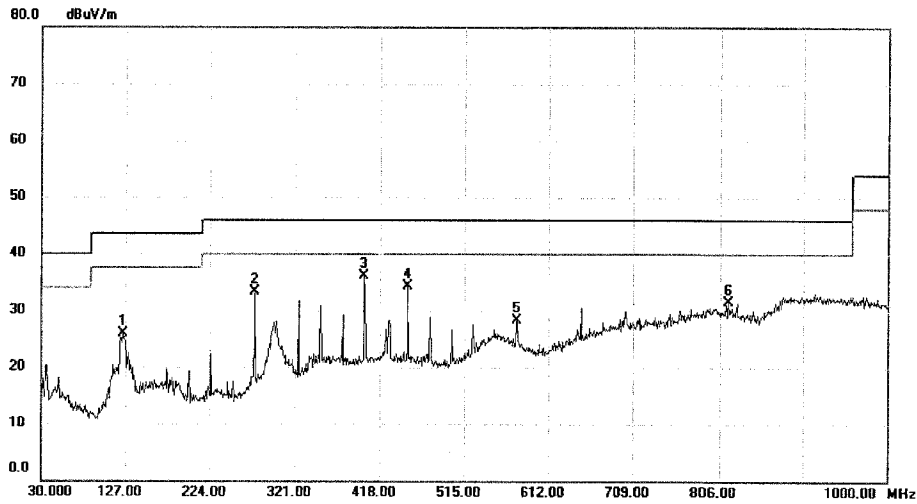


Site: DG-CB03
 Limit: FCC Class B 3m Radiation
 EUT: Smart Media Phone
 M/N: SIP-T58V
 Note:

Polarization: **Horizontal**
 Power: AC 120V/60Hz
 Distance: 3m
 Mode: TX_B_2412
 Temperature: 25 (C)
 Humidity: 60 %

Radiated Emission Measurement

File :FCCP_BELOW1G_1 Data #1 Date: 2017-1-17 Time: 17:43:13



No.	Mk.	Freq. MHz	Reading Level dBuV	Correct Factor dB	Measure- ment dBuV/m	Limit dBuV/m	Margin dB	Detector	Comment
1		123.120	38.98	-13.12	25.86	43.50	-17.64	peak	
2		275.410	46.01	-12.67	33.34	46.00	-12.66	peak	
3	*	399.570	43.94	-7.81	36.13	46.00	-9.87	peak	
4		450.010	42.40	-8.00	34.40	46.00	-11.60	peak	
5		575.140	34.06	-5.81	28.25	46.00	-17.75	peak	
6		815.700	31.78	-0.22	31.56	46.00	-14.44	peak	

*:Maximum data x:Over limit !:over margin

<Reference Only



No.3.JinShaGang 1st Road,ShiXia,DaLang Town,DongGuan,China.
 Tel: (0769)-8318-3000 Fax:(0769)-8319-6000 Post Code: 523792
www.newbtl.com

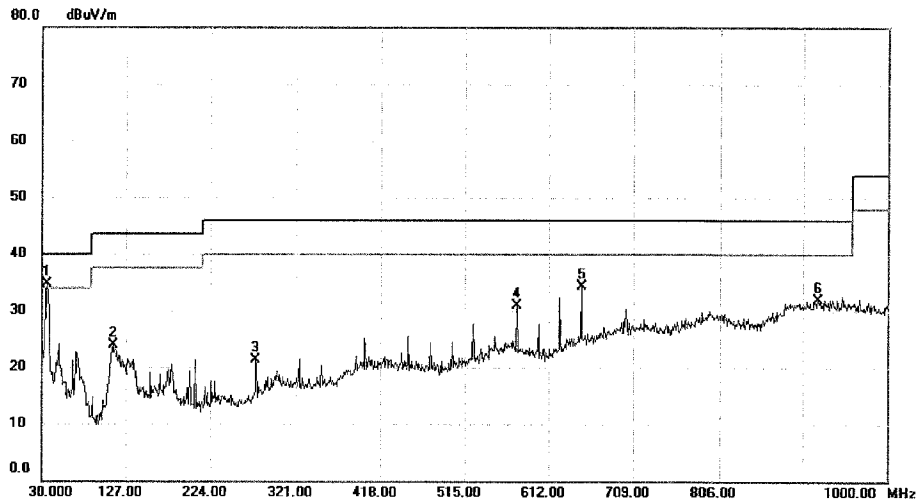


Site: DG-CB03
 Limit: FCC Class B 3m Radiation
 EUT: Smart Media Phone
 M/N: SIP-T58V
 Note:

Polarization: **Vertical**
 Power: AC 120V/60Hz
 Distance: 3m
 Mode: TX_B_2412
 Temperature: 25 (C)
 Humidity: 60 %

Radiated Emission Measurement

File :FCCP_BELOW1G_1 Data #2 Date: 2017-1-17 Time: 17:44:02



No. Mk.	Freq. MHz	Reading Level dBuV	Correct Factor dB	Measure- ment dBuV/m	Limit dBuV/m	Margin dB	Detector	Comment
1 *	35.820	48.49	-13.79	34.70	40.00	-5.30	peak	
2	111.480	38.43	-14.48	23.95	43.50	-19.55	peak	
3	275.410	34.02	-12.67	21.35	46.00	-24.65	peak	
4	575.140	36.73	-5.81	30.92	46.00	-15.08	peak	
5	649.830	38.45	-4.19	34.26	46.00	-11.74	peak	
6	920.460	29.32	2.55	31.87	46.00	-14.13	peak	

*:Maximum data x:Over limit !:over margin

<Reference Only


BTL Inc.
do the best

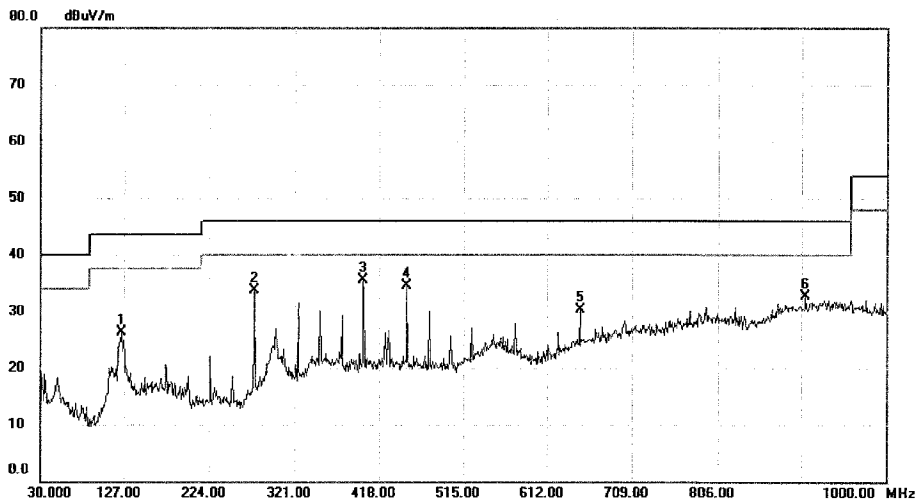
 No.3.JinShaGang 1st Road,ShiXia,DaLang Town,DongGuan,China.
 Tel: (0769)-8318-3000 Fax:(0769)-8319-6000 Post Code: 523792
www.newbtl.com

 Site: DG-CB03
 Limit: FCC Class B 3m Radiation
 EUT: Smart Media Phone
 M/N: SIP-T58V
 Note:

 Polarization: **Horizontal** Temperature: 25 (C)
 Power: AC 120V/60Hz Humidity: 60 %
 Distance: 3m
 Mode: TX_B_2437

Radiated Emission Measurement

File :FCCP_BELOW1G_1 Data :#4 Date: 2017-1-17 Time: 17:45:37



No.	Mk.	Freq. MHz	Reading Level dBuV	Correct Factor dB	Measure- ment dBuV/m	Limit dBuV/m	Margin dB	Detector	Comment
1		124.090	39.27	-13.00	26.27	43.50	-17.23	peak	
2		275.410	46.40	-12.67	33.73	46.00	-12.27	peak	
3	*	399.570	43.38	-7.81	35.57	46.00	-10.43	peak	
4		450.010	42.47	-8.00	34.47	46.00	-11.53	peak	
5		649.830	34.57	-4.19	30.38	46.00	-15.62	peak	
6		907.850	30.03	2.61	32.64	46.00	-13.36	peak	

*:Maximum data x:Over limit !:over margin

<Reference Only


BTL Inc.
do the best

 No.3.JinShaGang 1st Road,ShiXia,DaLang Town,DongGuan,China.
 Tel: (0769)-8318-3000 Fax:(0769)-8319-6000 Post Code: 523792
www.newbtl.com

 Site: DG-CB03
 Limit: FCC Class B 3m Radiation
 EUT: Smart Media Phone
 M/N: SIP-T58V
 Note:

 Polarization: **Vertical**
 Power: AC 120V/60Hz
 Distance: 3m
 Mode: TX_B_2437

 Temperature: 25 (C)
 Humidity: 60 %

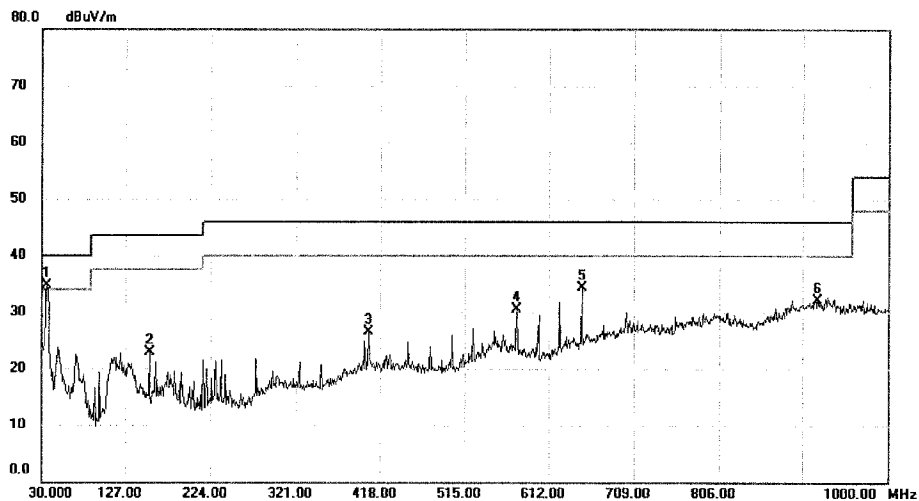
Radiated Emission Measurement

File :FCCP_BELOW1G_1

Data :#3

Date: 2017-1-17

Time: 17:44:55



No.	Mk.	Freq.	Reading Level	Correct Factor	Measurement	Limit	Margin	Detector	Comment
		MHz	dBuV	dB	dBuV/m	dBuV/m	dB		
1	*	35.820	48.53	-13.79	34.74	40.00	-5.26	peak	
2		154.160	35.44	-12.61	22.83	43.50	-20.67	peak	
3		404.420	34.32	-7.80	26.52	46.00	-19.48	peak	
4		575.140	36.28	-5.81	30.47	46.00	-15.53	peak	
5		649.830	38.47	-4.19	34.28	46.00	-11.72	peak	
6		920.460	29.52	2.55	32.07	46.00	-13.93	peak	

*:Maximum data x:Over limit !:over margin

<Reference Only



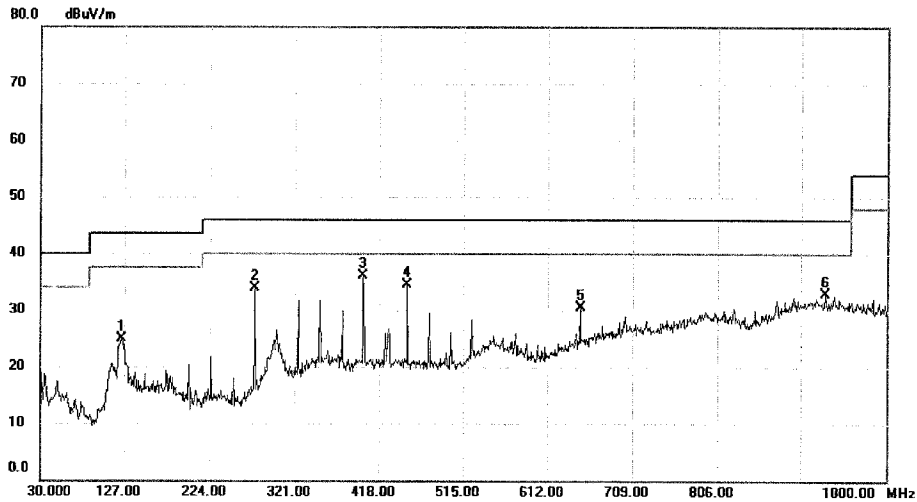
No.3.JinShaGang 1st Road,ShiXia,DaLang Town,DongGuan,China.
 Tel: (0769)-8318-3000 Fax:(0769)-8319-6000 Post Code: 523792
www.newbtl.com



Site: DG-CB03	Polarization: Horizontal	Temperature: 25 (C)
Limit: FCC Class B 3m Radiation	Power: AC 120V/60Hz	Humidity: 60 %
EUT: Smart Media Phone	Distance: 3m	
M/N: SIP-T58V	Mode: TX_B_2462	
Note:		

Radiated Emission Measurement

File : FCCP_BELOW1G_1 Data :#6 Date: 2017-1-17 Time: 17:47:11



No.	Mk.	Freq.	Reading Level	Correct Factor	Measurement	Limit	Margin	Detector	Comment
		MHz	dBuV	dB	dBuV/m	dBuV/m	dB		
1		123.120	38.12	-13.12	25.00	43.50	-18.50	peak	
2		275.410	46.48	-12.67	33.81	46.00	-12.19	peak	
3	*	399.570	44.01	-7.81	36.20	46.00	-9.80	peak	
4		450.010	42.45	-8.00	34.45	46.00	-11.55	peak	
5		649.830	34.76	-4.19	30.57	46.00	-15.43	peak	
6		931.130	30.34	2.52	32.86	46.00	-13.14	peak	

*:Maximum data x:Over limit !:over margin

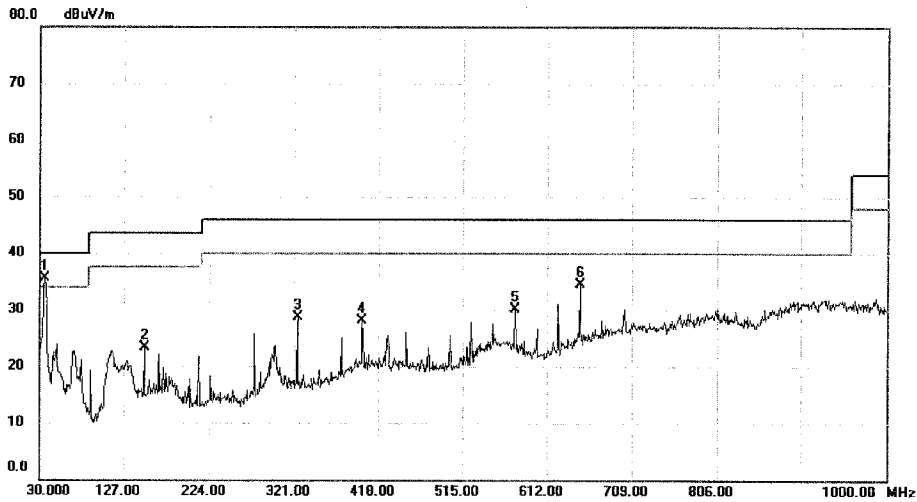
<Reference Only


 No.3.JinShaGang 1st Road,ShiXia,DaLang Town,DongGuan,China.
 Tel: (0769)-8318-3000 Fax:(0769)-8319-6000 Post Code: 523792
 www.newbtl.com


Site: DG-CB03	Polarization: Vertical	Temperature: 25 (C)
Limit: FCC Class B 3m Radiation	Power: AC 120V/60Hz	Humidity: 60 %
EUT: Smart Media Phone	Distance: 3m	
M/N: SIP-T58V	Mode: TX_B_2462	
Note:		

Radiated Emission Measurement

File :FCCP_BELOW1G_1 Data #5 Date: 2017-1-17 Time: 17:46:24



No. Mk.	Freq. MHz	Reading Level dBuV	Correct Factor dB	Measurement dBuV/m	Limit dBuV/m	Margin dB	Detector	Comment
1 *	35.820	49.26	-13.79	35.47	40.00	-4.53	peak	
2	150.280	36.20	-12.93	23.27	43.50	-20.23	peak	
3	324.880	39.39	-10.69	28.70	46.00	-17.30	peak	
4	399.570	35.83	-7.81	28.02	46.00	-17.98	peak	
5	575.140	35.87	-5.81	30.06	46.00	-15.94	peak	
6	649.830	38.77	-4.19	34.58	46.00	-11.42	peak	

*:Maximum data x:Over limit !:over margin

<Reference Only



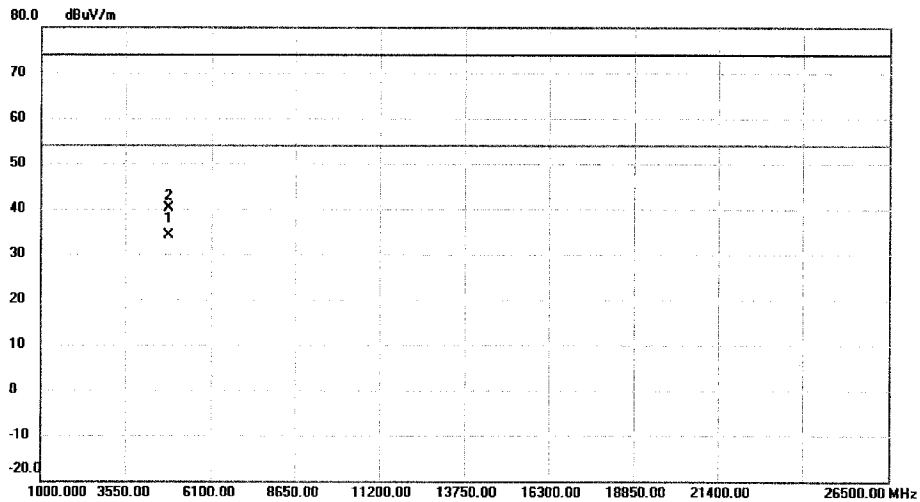
Neutron Engineering Inc.
 No.3.JinShaGang 1st Road,ShiXia,DaLang Town,DongGuan,China.
 Tel: (0769)-8318-3000 Fax: (0769)-8319-6000 Post Code: 523792



Site: DG-CB03	Polarization: Horizontal	Temperature: 25 (C)
Limit: FCC RF_15.247_3M_(Peak)	Power: AC 120V/60Hz	Humidity: 60 %
EUT: Smart Media Phone	Distance: 3m	
M/N: SIP-T58V	Mode: TX_B_2412	
Note:		

Radiated Emission Measurement

File : FCCP_ABOVE1G Data #1 Date: 2017-1-17 Time: 21:14:12



No.	Mk.	Freq. MHz	Reading Level dBuV	Correct Factor dB	Measure- ment dBuV/m	Limit dBuV/m	Margin dB	Detector	Comment
1	*	4823.785	29.33	4.85	34.18	54.00	-19.82	AVG	
2		4824.345	35.21	4.85	40.06	74.00	-33.94	peak	

*:Maximum data x:Over limit !:over margin

<Reference Only



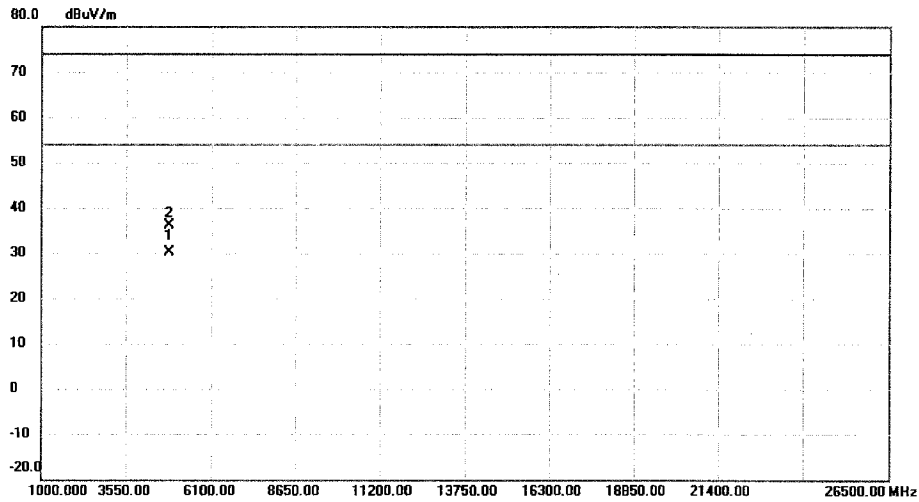
Neutron Engineering Inc.
 No.3.JinShaGang 1st Road,ShiXia,DaLang Town,DongGuan,China.
 Tel: (0769)-8318-3000 Fax: (0769)-8319-6000 Post Code: 523792



Site: DG-CB03	Polarization: Vertical	Temperature: 25 (C)
Limit: FCC RF_15.247_3M_(Peak)	Power: AC 120V/60Hz	Humidity: 60 %
EUT: Smart Media Phone	Distance: 3m	
M/N: SIP-T58V	Mode: TX_B_2412	
Note:		

Radiated Emission Measurement

File :FCCP_ABOVE1G Data :#10 Date: 2017-1-17 Time: 21:32:13



No. Mk.	Freq. MHz	Reading Level dBuV	Correct Factor dB	Measurement dBuV/m	Limit dBuV/m	Margin dB	Detector	Comment
1 *	4823.777	25.33	4.85	30.18	54.00	-23.82	AVG	
2	4824.471	31.32	4.85	36.17	74.00	-37.83	peak	

*:Maximum data x:Over limit !:over margin

<Reference Only



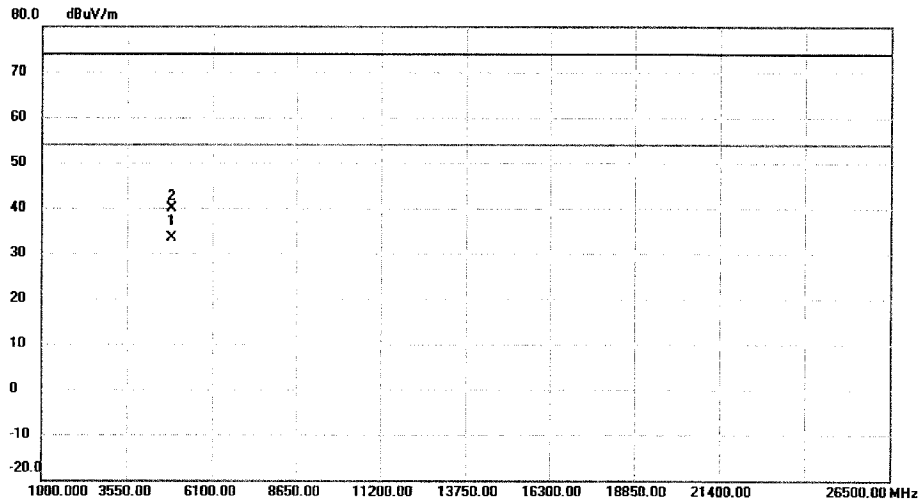
Neutron Engineering Inc.
 No.3.JinShaGang 1st Road,ShiXia,DaLang Town,DongGuan,China.
 Tel: (0769)-8318-3000 Fax: (0769)-8319-6000 Post Code: 523792



Site: DG-CB03	Polarization: Horizontal	Temperature: 25 (C)
Limit: FCC RF_15.247_3M_(Peak)	Power: AC 120V/60Hz	Humidity: 60 %
EUT: Smart Media Phone	Distance: 3m	
M/N: SIP-T58V	Mode: TX_B_2437	
Note:		

Radiated Emission Measurement

File :FCCP_ABOVE1G Data :#2 Date: 2017-1-17 Time: 21:16:33



No. Mk.	Freq. MHz	Reading Level dBuV	Correct Factor dB	Measurement dBuV/m	Limit dBuV/m	Margin dB	Detector	Comment
1 *	4873.785	28.33	5.06	33.39	54.00	-20.61	AVG	
2	4874.251	34.74	5.06	39.80	74.00	-34.20	peak	

*:Maximum data x:Over limit !:over margin (Reference Only)



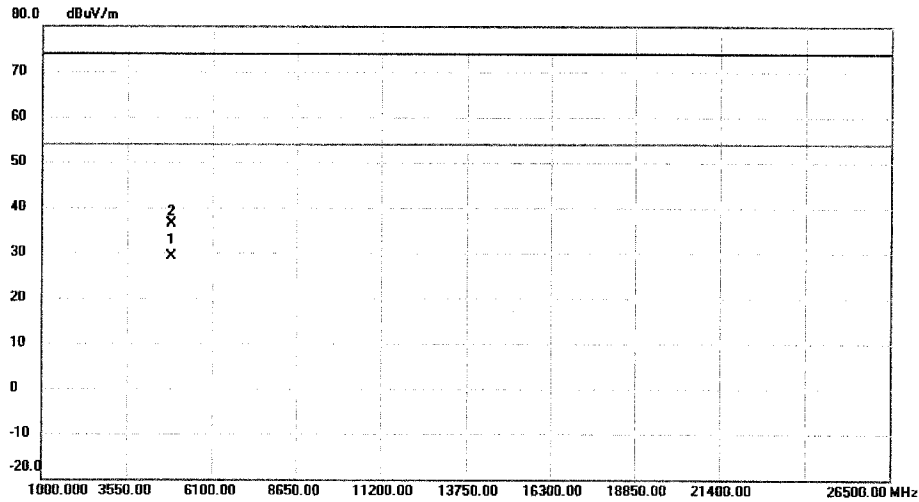
Neutron Engineering Inc.
 No.3.JinShaGang 1st Road,ShiXia,DaLang Town,DongGuan,China.
 Tel: (0769)-8318-3000 Fax: (0769)-8319-6000 Post Code: 523792



Site: DG-CB03 Polarization: **Vertical** Temperature: 25 (C)
 Limit: FCC RF_15.247_3M_(Peak) Power: AC 120V/60Hz Humidity: 60 %
 EUT: Smart Media Phone Distance: 3m
 M/N: SIP-T58V Mode: TX_B_2437
 Note:

Radiated Emission Measurement

File :FCCP_ABOVE1G Data #11 Date: 2017-1-17 Time: 21:34:30



No. Mk.	Freq. MHz	Reading Level dBuV	Correct Factor dB	Measurement dBuV/m	Limit dBuV/m	Margin dB	Detector	Comment
1 *	4873.752	24.10	5.06	29.16	54.00	-24.84	AVG	
2	4874.125	31.20	5.06	36.26	74.00	-37.74	peak	

*:Maximum data x:Over limit !:over margin

(Reference Only)



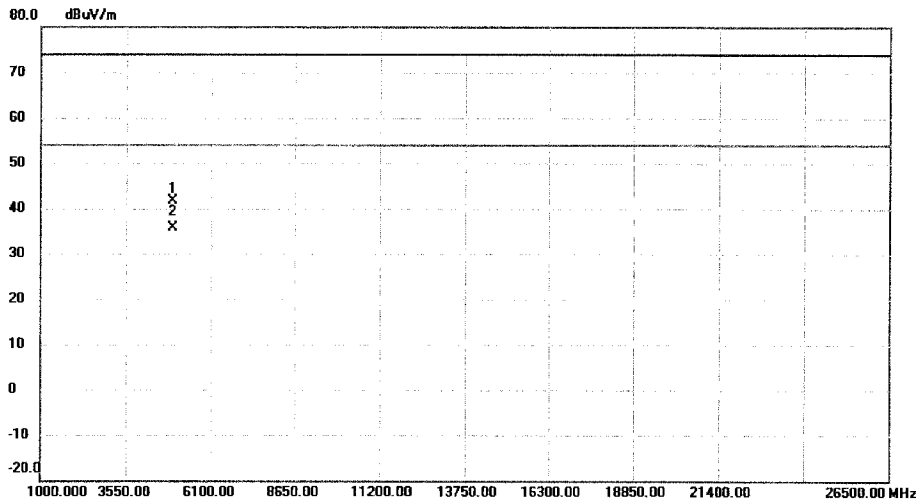
Neutron Engineering Inc.
 No.3.JinShaGang 1st Road,ShiXia,DaLang Town,DongGuan,China.
 Tel: (0769)-8318-3000 Fax: (0769)-8319-6000 Post Code: 523792



Site: DG-CB03	Polarization: Horizontal	Temperature: 25 (C)
Limit: FCC RF_15.247_3M_(Peak)	Power: AC 120V/60Hz	Humidity: 60 %
EUT: Smart Media Phone	Distance: 3m	
M/N: SIP-T58V	Mode: TX_B_2462	
Note:		

Radiated Emission Measurement

File :FCCP_ABOVE1G Data :#3 Date: 2017-1-17 Time: 21:18:34



No.	Mk.	Freq.	Reading Level	Correct Factor	Measurement	Limit	Margin	Detector	Comment
		MHz	dBuV	dB	dBuV/m	dBuV/m	dB		
1		4923.778	36.45	5.27	41.72	74.00	-32.28	peak	
2	*	4923.854	30.32	5.27	35.59	54.00	-18.41	AVG	

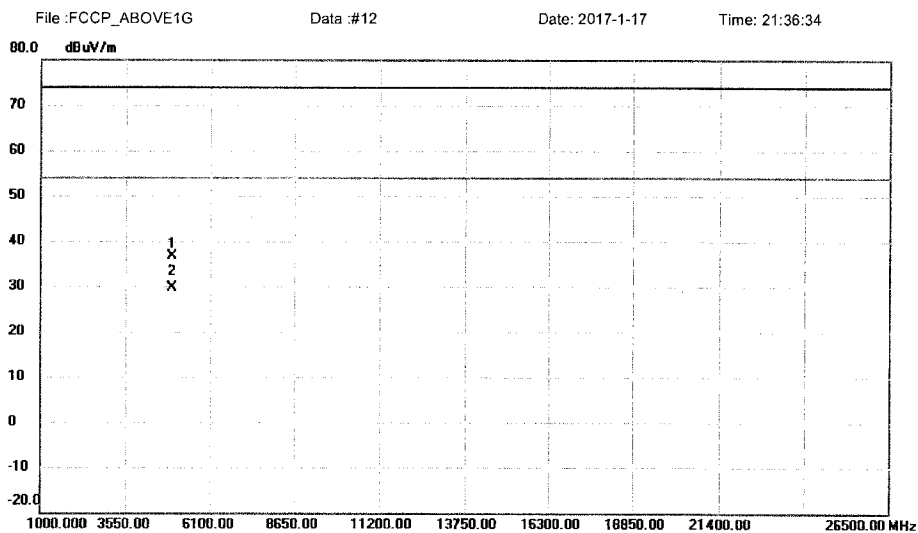
*:Maximum data x:Over limit !:over margin <Reference Only


BTL Inc.
in the west

 Neutron Engineering Inc.
 No.3.JinShaGang 1st Road,ShiXia,DaLang Town,DongGuan,China.
 Tel: (0769)-8318-3000 Fax: (0769)-8319-6000 Post Code: 523792

 Site: DG-CB03
 Limit: FCC RF_15.247_3M_(Peak)
 EUT: Smart Media Phone
 M/N: SIP-T58V
 Note:

 Polarization: **Vertical**
 Power: AC 120V/60Hz
 Distance: 3m
 Mode: TX_B_2462
 Temperature: 25 (C)
 Humidity: 60 %

Radiated Emission Measurement


No. Mk.	Freq. MHz	Reading Level dBuV	Correct Factor dB	Measurement dBuV/m	Limit dBuV/m	Margin dB	Detector	Comment
1	4923.350	31.33	5.27	36.60	74.00	-37.40	peak	
2 *	4923.458	24.31	5.27	29.58	54.00	-24.42	AVG	

*:Maximum data x:Over limit !:over margin

(Reference Only)



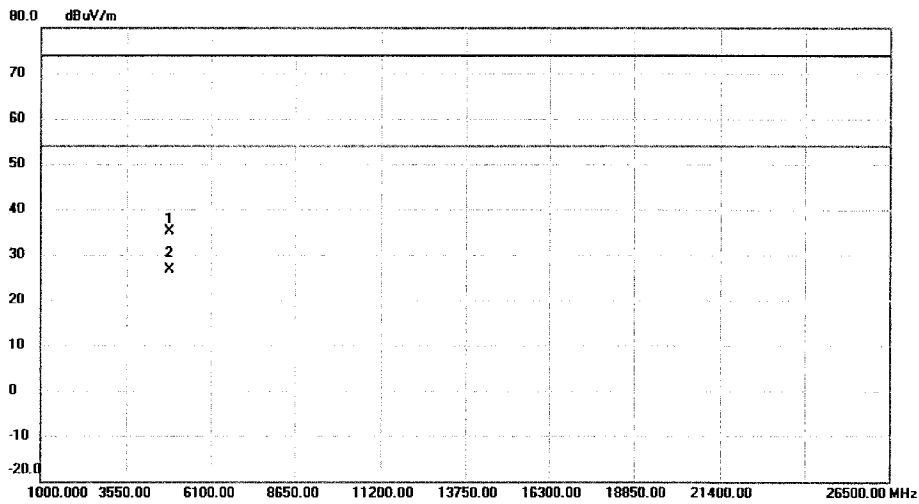
Neutron Engineering Inc.
 No.3.JinShaGang 1st Road,ShiXia,DaLang Town,DongGuan,China.
 Tel: (0769)-8318-3000 Fax: (0769)-8319-6000 Post Code: 523792



Site: DG-CB03	Polarization: Horizontal	Temperature: 25 (C)
Limit: FCC RF_15.247_3M_(Peak)	Power: AC 120V/60Hz	Humidity: 60 %
EUT: Smart Media Phone	Distance: 3m	
M/N: SIP-T58V	Mode: TX_G_2412	
Note:		

Radiated Emission Measurement

File :FCCP_ABOVE1G Data :#4 Date: 2017-1-17 Time: 21:20:25



No. Mk.	Freq. MHz	Reading Level dBuV	Correct Factor dB	Measurement dBuV/m	Limit dBuV/m	Margin dB	Detector	Comment
1	4823.541	30.34	4.85	35.19	74.00	-38.81	peak	
2 *	4824.143	21.74	4.85	26.59	54.00	-27.41	AVG	

*:Maximum data x:Over limit !:over margin

(Reference Only)



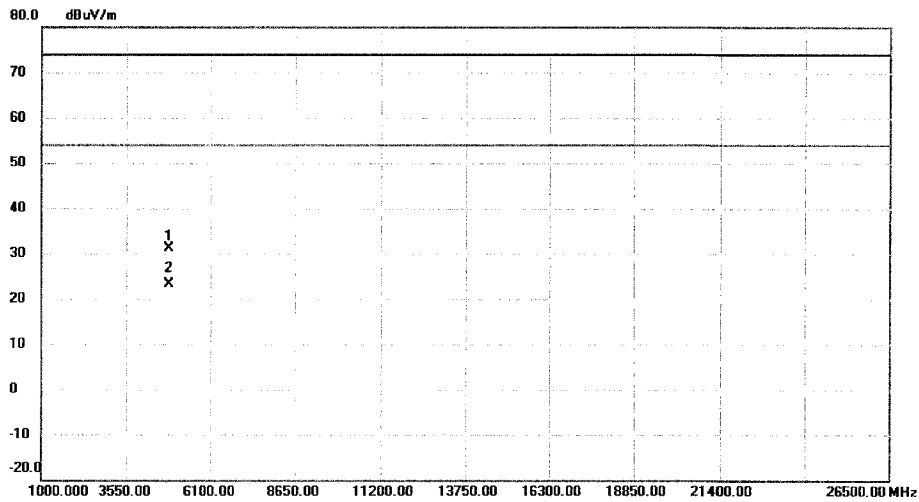
Neutron Engineering Inc.
 No.3.JinShaGang 1st Road,ShiXia,DaLang Town,DongGuan,China.
 Tel: (0769)-8318-3000 Fax: (0769)-8319-6000 Post Code: 523792



Site: DG-CB03	Polarization: Vertical	Temperature: 25 (C)
Limit: FCC RF_15.247_3M_(Peak)	Power: AC 120V/60Hz	Humidity: 60 %
EUT: Smart Media Phone	Distance: 3m	
M/N: SIP-T58V	Mode: TX_G_2412	
Note:		

Radiated Emission Measurement

File :FCCP_ABOVE1G Data :#13 Date: 2017-1-17 Time: 21:38:21



No. Mk.	Freq. MHz	Reading Level dBuV	Correct Factor dB	Measurement dBuV/m	Limit dBuV/m	Margin dB	Detector	Comment
1	4823.450	26.21	4.85	31.06	74.00	-42.94	peak	
2 *	4824.320	18.31	4.85	23.16	54.00	-30.84	AVG	

*:Maximum data x:Over limit !:over margin (Reference Only)


BTL Inc.
so the best

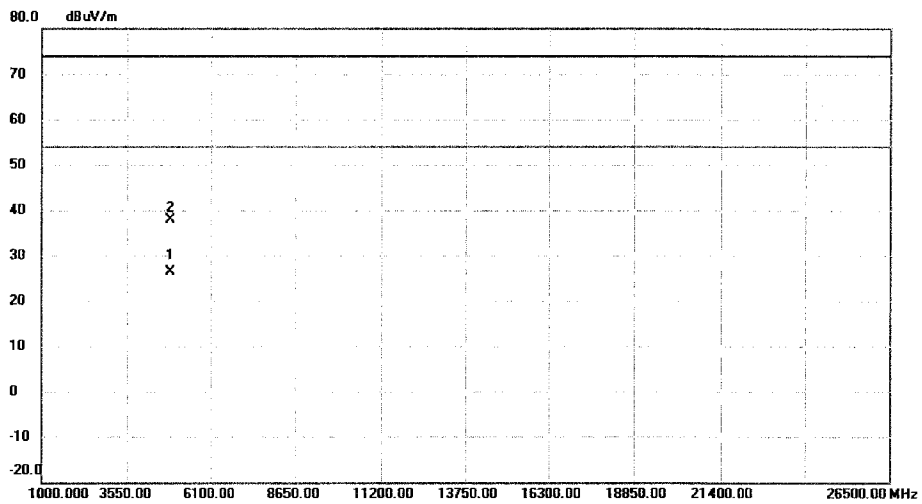
 Neutron Engineering Inc.
 No.3.JinShaGang 1st Road,ShiXia,DaLang Town,DongGuan,China.
 Tel: (0769)-8318-3000 Fax: (0769)-8319-6000 Post Code: 523792

 Site: DG-CB03
 Limit: FCC RF_15.247_3M_(Peak)
 EUT: Smart Media Phone
 M/N: SIP-T58V
 Note:

 Polarization: **Horizontal** Temperature: 25 (C)
 Power: AC 120V/60Hz Humidity: 60 %
 Distance: 3m
 Mode: TX_G_2437

Radiated Emission Measurement

File :FCCP_ABOVE1G Data :#5 Date: 2017-1-17 Time: 21:22:14



No.	Mk.	Freq. MHz	Reading Level dBuV	Correct Factor dB	Measure- ment dBuV/m	Limit dBuV/m	Margin dB	Detector	Comment
1	*	4874.125	21.32	5.06	26.38	54.00	-27.62	AVG	
2		4874.350	32.77	5.06	37.83	74.00	-36.17	peak	

*:Maximum data x:Over limit !:over margin

<Reference Only



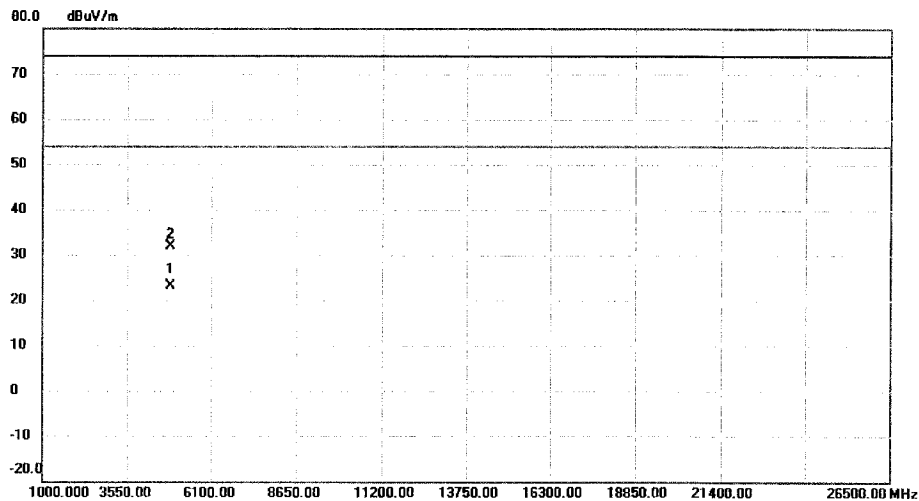
Neutron Engineering Inc.
 No.3.JinShaGang 1st Road,ShiXia,DaLang Town,DongGuan,China.
 Tel: (0769)-8318-3000 Fax: (0769)-8319-6000 Post Code: 523792



Site: DG-CB03	Polarization: Vertical	Temperature: 25 (C)
Limit: FCC RF_15.247_3M_(Peak)	Power: AC 120V/60Hz	Humidity: 60 %
EUT: Smart Media Phone	Distance: 3m	
M/N: SIP-T58V	Mode: TX_G_2437	
Note:		

Radiated Emission Measurement

File : FCCP_ABOVE1G Data #14 Date: 2017-1-17 Time: 21:40:18



No. Mk.	Freq. MHz	Reading Level dBuV	Correct Factor dB	Measurement dBuV/m	Limit dBuV/m	Margin dB	Detector	Comment
1 *	4874.325	18.13	5.06	23.19	54.00	-30.81	AVG	
2	4874.336	26.74	5.06	31.80	74.00	-42.20	peak	

*:Maximum data x:Over limit !:over margin

<Reference Only


BTL Inc.
do the best

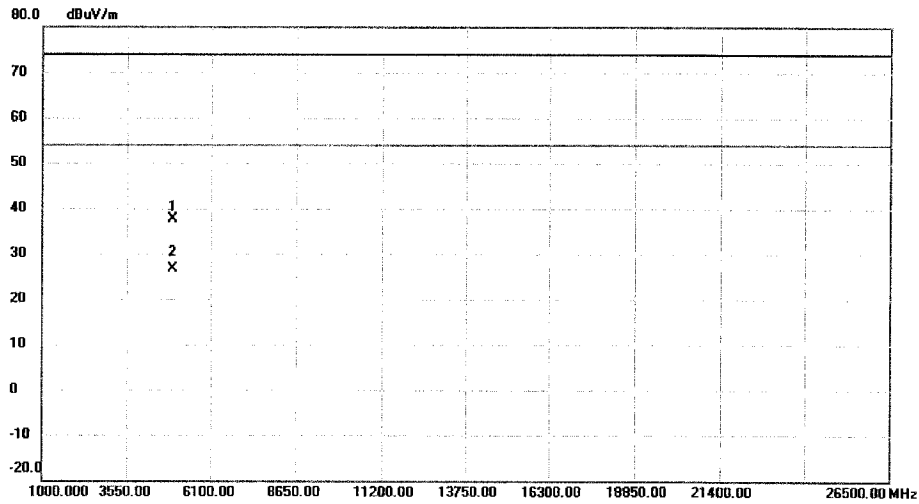
 Neutron Engineering Inc.
 No.3.JinShaGang 1st Road,ShiXia,DaLang Town,DongGuan,China.
 Tel: (0769)-8318-3000 Fax: (0769)-8319-6000 Post Code: 523792

 Site: DG-CB03
 Limit: FCC RF_15.247_3M_(Peak)
 EUT: Smart Media Phone
 M/N: SIP-T58V
 Note:

 Polarization: **Horizontal** Temperature: 25 (C)
 Power: AC 120V/60Hz Humidity: 60 %
 Distance: 3m
 Mode: TX_G_2462

Radiated Emission Measurement

File :FCCP_ABOVE1G Data :#6 Date: 2017-1-17 Time: 21:24:36



No. Mk.	Freq. MHz	Reading Level dBuV	Correct Factor dB	Measurement dBuV/m	Limit dBuV/m	Margin dB	Detector	Comment
1	4924.250	32.36	5.27	37.63	74.00	-36.37	peak	
2 *	4924.650	21.47	5.27	26.74	54.00	-27.26	AVG	

*:Maximum data x:Over limit !:over margin

<Reference Only


BTL Inc.
do ba ba:st

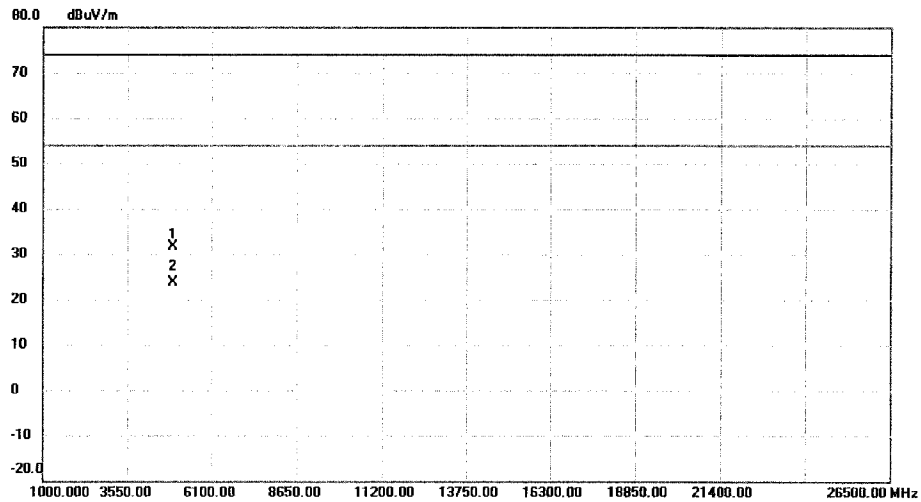
 Neutron Engineering Inc.
 No.3.JinShaGang 1st Road,ShiXia,DaLang Town,DongGuan,China.
 Tel: (0769)-8318-3000 Fax: (0769)-8319-6000 Post Code: 523792

 Site: DG-CB03
 Limit: FCC RF_15.247_3M_(Peak)
 EUT: Smart Media Phone
 M/N: SIP-T58V
 Note:

 Polarization: **Vertical** Temperature: 25 (C)
 Power: AC 120V/60Hz Humidity: 60 %
 Distance: 3m
 Mode: TX_G_2462

Radiated Emission Measurement

File :FCCP_ABOVE1G Data :#15 Date: 2017-1-17 Time: 21:42:38



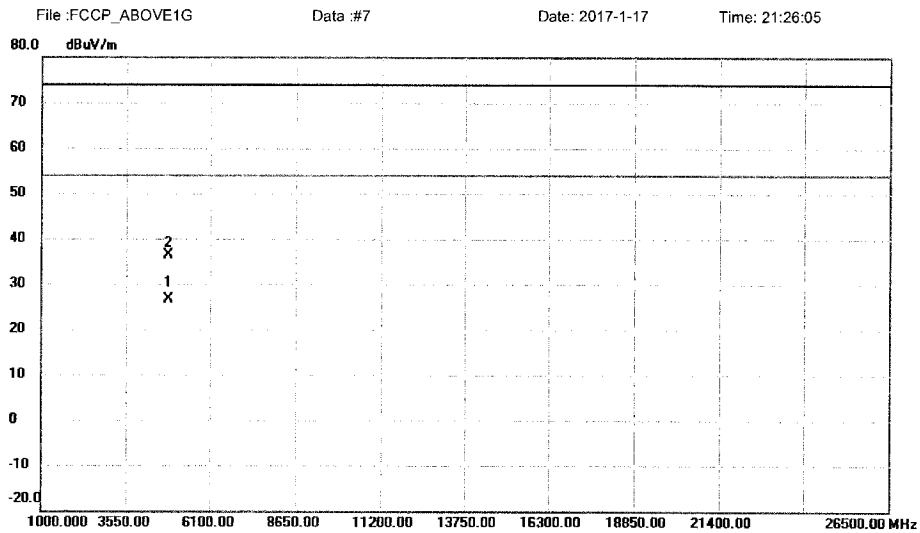
No. Mk.	Freq. MHz	Reading Level dBuV	Correct Factor dB	Measurement dBuV/m	Limit dBuV/m	Margin dB	Detector	Comment
1	4924.340	26.45	5.27	31.72	74.00	-42.28	peak	
2 *	4924.521	18.43	5.27	23.70	54.00	-30.30	AVG	

*:Maximum data x:Over limit !:over margin

<Reference Only


 Neutron Engineering Inc.
 No.3.JinShaGang 1st Road,ShiXia,DaLang Town,DongGuan,China.
 Tel: (0769)-8318-3000 Fax: (0769)-8319-6000 Post Code: 523792


Site: DG-CB03	Polarization: Horizontal	Temperature: 25 (C)
Limit: FCC RF_15.247_3M_(Peak)	Power: AC 120V/60Hz	Humidity: 60 %
EUT: Smart Media Phone	Distance: 3m	
M/N: SIP-T58V	Mode: TX_N20_2412	
Note:		

Radiated Emission Measurement


No.	Mk.	Freq. MHz	Reading Level dBuV	Correct Factor dB	Measure- ment dBuV/m	Limit dBuV/m	Margin dB	Detector	Comment
1	*	4824.135	21.77	4.85	26.62	54.00	-27.38	AVG	
2		4824.345	31.65	4.85	36.50	74.00	-37.50	peak	

*:Maximum data x:Over limit !:over margin

<Reference Only


BTL Inc.
to the best

 Neutron Engineering Inc.
 No.3.JinShaGang 1st Road,ShiXia,DaLang Town,DongGuan,China.
 Tel: (0769)-8318-3000 Fax: (0769)-8319-6000 Post Code: 523792

 Site: DG-CB03
 Limit: FCC RF_15.247_3M_(Peak)
 EUT: Smart Media Phone
 M/N: SIP-T58V
 Note:

 Polarization: **Vertical** Temperature: 25 (C)
 Power: AC 120V/60Hz Humidity: 60 %
 Distance: 3m
 Mode: TX_N20_2412

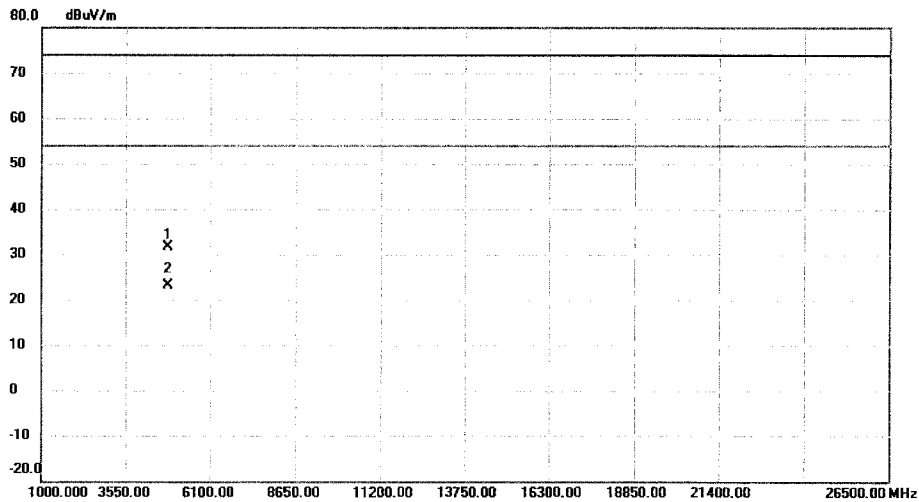
Radiated Emission Measurement

File :FCCP_ABOVE1G

Data #16

Date: 2017-1-17

Time: 21:44:01



No. Mk.	Freq. MHz	Reading Level dBuV	Correct Factor dB	Measure- ment dBuV/m	Limit dBuV/m	Margin dB	Detector	Comment
1	4824.120	26.88	4.85	31.73	74.00	-42.27	peak	
2 *	4824.340	18.40	4.85	23.25	54.00	-30.75	AVG	

*:Maximum data x:Over limit !:over margin

<Reference Only


BTL Inc.
do the best

 Neutron Engineering Inc.
 No.3.JinShaGang 1st Road,ShiXia,DaLang Town,DongGuan,China.
 Tel: (0769)-8318-3000 Fax: (0769)-8319-6000 Post Code: 523792

 Site: DG-CB03
 Limit: FCC RF_15.247_3M_(Peak)
 EUT: Smart Media Phone
 M/N: SIP-T58V
 Note:

 Polarization: **Horizontal** Temperature: 25 (C)
 Power: AC 120V/60Hz Humidity: 60 %
 Distance: 3m
 Mode: TX_N20_2437

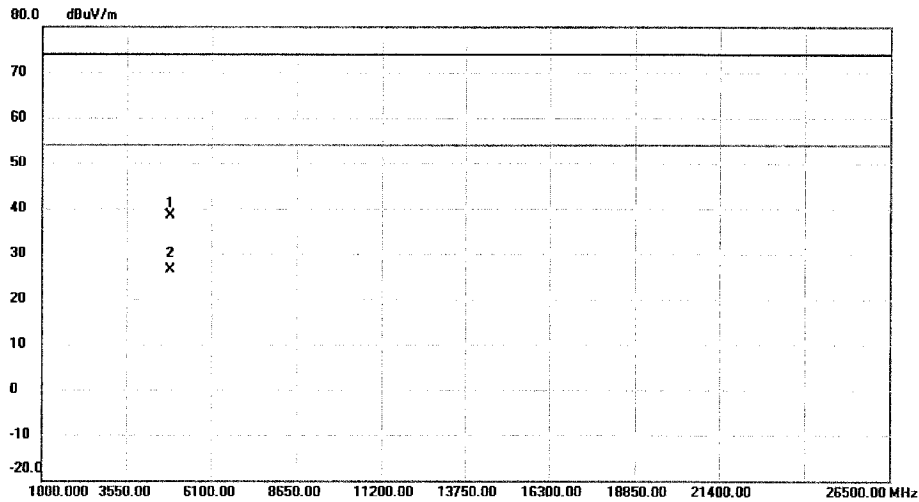
Radiated Emission Measurement

File :FCCP_ABOVE1G

Data :#8

Date: 2017-1-17

Time: 21:28:34



No.	Mk.	Freq.	Reading Level	Correct Factor	Measurement	Limit	Margin	Detector	Comment
		MHz	dBuV	dB	dBuV/m	dBuV/m	dB		
1		4874.135	33.42	5.06	38.48	74.00	-35.52	peak	
2	*	4874.177	21.33	5.06	26.39	54.00	-27.61	AVG	

*:Maximum data x:Over limit !:over margin

<Reference Only

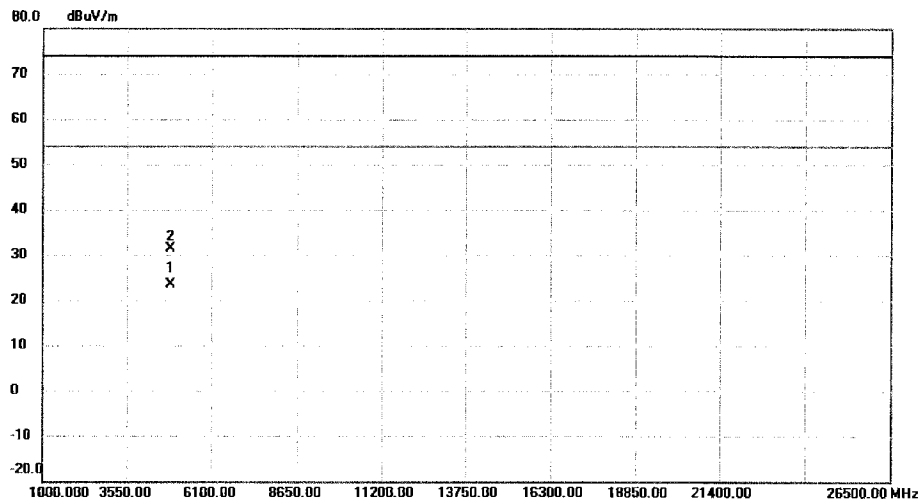

BTL Inc.
do the best

 Neutron Engineering Inc.
 No.3.JinShaGang 1st Road,ShiXia,DaLang Town,DongGuan,China.
 Tel: (0769)-8318-3000 Fax: (0769)-8319-6000 Post Code: 523792


Site: DG-CB03	Polarization: Vertical	Temperature: 25 (C)
Limit: FCC RF_15.247_3M_(Peak)	Power: AC 120V/60Hz	Humidity: 60 %
EUT: Smart Media Phone	Distance: 3m	
M/N: SIP-T58V	Mode: TX_N20_2437	
Note:		

Radiated Emission Measurement

File : FCCP_ABOVE1G Data #17 Date: 2017-1-17 Time: 21:46:30



No.	Mk.	Freq.	Reading Level	Correct Factor	Measurement	Limit	Margin	Detector	Comment
		MHz	dBuV	dB	dBuV/m	dBuV/m	dB		
1	*	4874.340	18.27	5.06	23.33	54.00	-30.67	AVG	
2		4874.774	26.41	5.06	31.47	74.00	-42.53	peak	

*:Maximum data x:Over limit !:over margin

<Reference Only

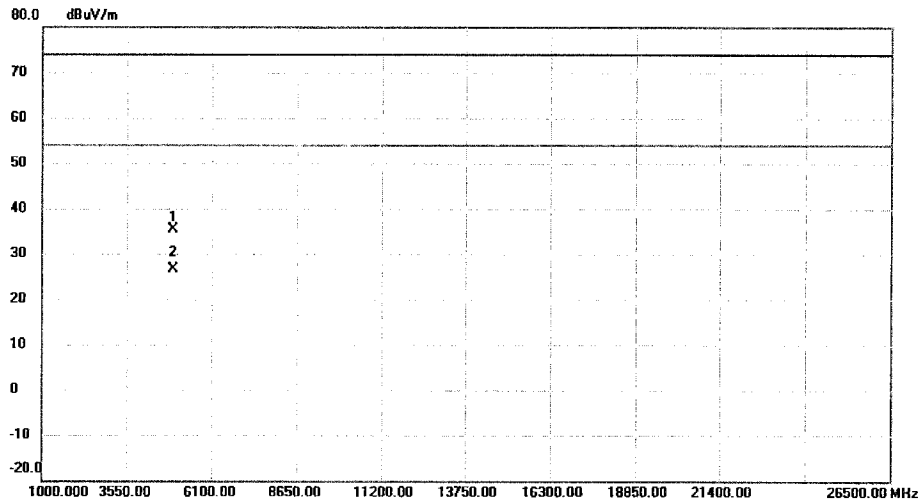

BTL Inc.
so the best

 Neutron Engineering Inc.
 No.3.JinShaGang 1st Road,ShiXia,DaLang Town,DongGuan,China.
 Tel: (0769)-8318-3000 Fax: (0769)-8319-6000 Post Code: 523792


Site: DG-CB03	Polarization: Horizontal	Temperature: 25 (C)
Limit: FCC RF_15.247_3M_(Peak)	Power: AC 120V/60Hz	Humidity: 60 %
EUT: Smart Media Phone	Distance: 3m	
M/N: SIP-T58V	Mode: TX_N20_2462	
Note:		

Radiated Emission Measurement

File :FCCP_ABOVE1G Data :#9 Date: 2017-1-17 Time: 21:30:04



No. Mk.	Freq. MHz	Reading Level dBuV	Correct Factor dB	Measurement dBuV/m	Limit dBuV/m	Margin dB	Detector	Comment
1	4923.930	30.12	5.27	35.39	74.00	-38.61	peak	
2 *	4924.335	21.44	5.27	26.71	54.00	-27.29	AVG	

*:Maximum data x:Over limit !:over margin

<Reference Only



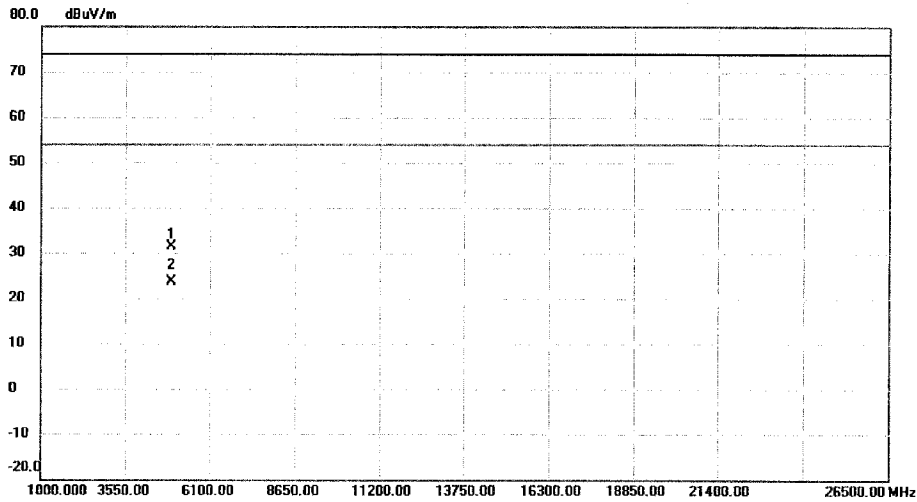
Neutron Engineering Inc.
 No.3.JinShaGang 1st Road,ShiXia,DaLang Town,DongGuan,China.
 Tel: (0769)-8318-3000 Fax: (0769)-8319-6000 Post Code: 523792



Site: DG-CB03	Polarization: Vertical	Temperature: 25 (C)
Limit: FCC RF_15.247_3M_(Peak)	Power: AC 120V/60Hz	Humidity: 60 %
EUT: Smart Media Phone	Distance: 3m	
M/N: SIP-T58V	Mode: TX_N20_2462	
Note:		

Radiated Emission Measurement

File : FCCP_ABOVE1G Data #18 Date: 2017-1-17 Time: 21:48:02



No.	Mk.	Freq.	Reading Level	Correct Factor	Measurement	Limit	Margin	Detector	Comment
		MHz	dBuV	dB	dBuV/m	dBuV/m	dB		
1		4923.340	26.03	5.27	31.30	74.00	-42.70	peak	
2	*	4924.150	18.40	5.27	23.67	54.00	-30.33	AVG	

*:Maximum data x:Over limit !:over margin (Reference Only)

Test Plot of Band Edge


BTL Inc.
do the best

 No.3.JinShaGang 1st Road,ShiXia,DaLang Town,DongGuan,China.
 Tel: (0769)-8318-3000 Fax:(0769)-8319-6000 Post Code: 523792
www.newbtl.com

 Site: DG-CB03
 Limit: FCC RF_15.247_3M_(Peak)
 EUT: Smart Media Phone
 M/N: SIP-T58V
 Note:

 Polarization: **Horizontal** Temperature: 24 (C)
 Power: AC 120V/60Hz Humidity: 52 %
 Distance: 3m
 Mode: TX_B_2412

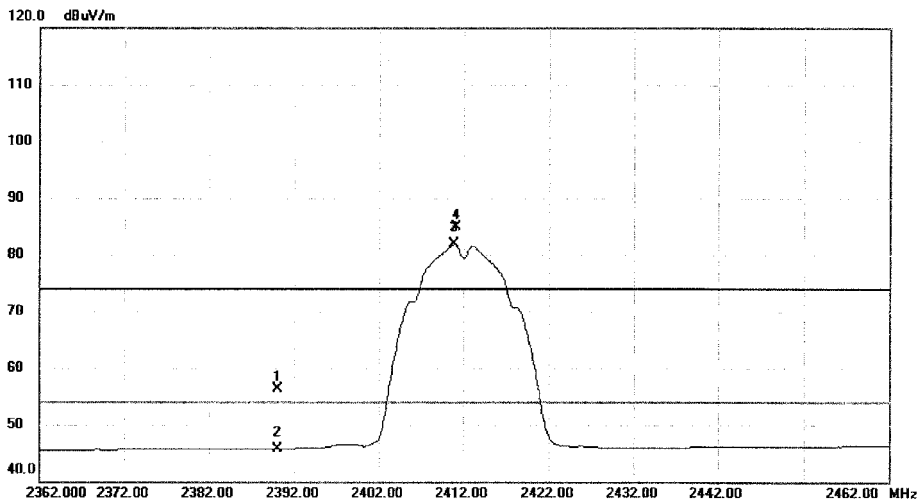
Radiated Emission Measurement

File :FCCP_BANDEDGE

Data #2

Date: 2017-1-17

Time: 19:57:44



No.	Mk.	Freq.	Reading Level	Correct Factor	Measurement	Limit	Margin	Detector	Comment
		MHz	dBuV	dB	dBuV/m	dBuV/m	dB		
1		2390.000	22.41	33.87	56.28	74.00	-17.72	peak	
2		2390.000	11.84	33.87	45.71	54.00	-8.29	AVG	
3	*	2410.900	47.84	34.00	81.84	54.00	27.84	AVG	No Limit
4	X	2411.100	50.99	34.00	84.99	74.00	10.99	peak	No Limit

*:Maximum data x:Over limit !:over margin

(Reference Only)

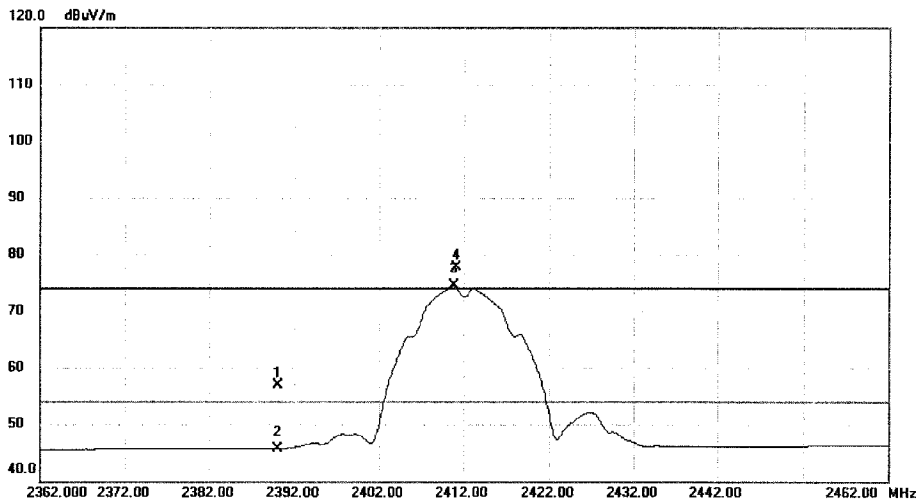

BTL Inc.
do the best

 No.3.JinShaGang 1st Road,ShiXia,DaLang Town,DongGuan,China.
 Tel: (0769)-8318-3000 Fax:(0769)-8319-6000 Post Code: 523792
www.newbtl.com


Site: DG-CB03	Polarization: Vertical	Temperature: 24 (C)
Limit: FCC RF_15.247_3M_(Peak)	Power: AC 120V/60Hz	Humidity: 52 %
EUT: Smart Media Phone	Distance: 3m	
M/N: SIP-T58V	Mode: TX_B_2412	
Note:		

Radiated Emission Measurement

File :FCCP_BANDEDGE Data :#1 Date: 2017-1-17 Time: 20:36:21



No.	Mk.	Freq.	Reading Level	Correct Factor	Measurement	Limit	Margin	Detector	Comment
		MHz	dBuV	dB	dBuV/m	dBuV/m	dB		
1		2390.000	23.05	33.87	56.92	74.00	-17.08	peak	
2		2390.000	11.87	33.87	45.74	54.00	-8.26	AVG	
3	*	2410.800	40.45	34.00	74.45	54.00	20.45	AVG	No Limit
4	X	2411.200	43.74	34.00	77.74	74.00	3.74	peak	No Limit

*:Maximum data x:Over limit !:over margin

<Reference Only

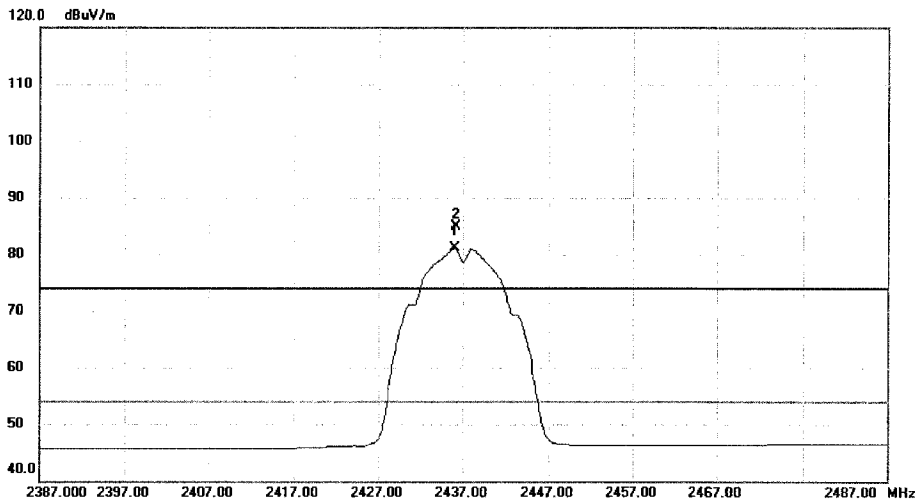

 No.3.JinShaGang 1st Road,ShiXia,DaLang Town,DongGuan,China.
 Tel: (0769)-8318-3000 Fax:(0769)-8319-6000 Post Code: 523792
www.newbtl.com

 Site: DG-CB03
 Limit: FCC RF_15.247_3M_(Peak)
 EUT: Smart Media Phone
 M/N: SIP-T58V
 Note:

 Polarization: **Horizontal** Temperature: 24 (C)
 Power: AC 120V/60Hz Humidity: 52 %
 Distance: 3m
 Mode: TX_B_2437

Radiated Emission Measurement

File : FCCP_BANDEDGE Data :#4 Date: 2017-1-17 Time: 19:59:58



No.	Mk.	Freq.	Reading Level	Correct Factor	Measurement	Limit	Margin	Detector	Comment
		MHz	dBuV	dB	dBuV/m	dBuV/m	dB		
1	*	2436.000	46.89	34.15	81.04	54.00	27.04	AVG	No Limit
2	X	2436.200	50.73	34.15	84.88	74.00	10.88	peak	No Limit

*:Maximum data x:Over limit !:over margin

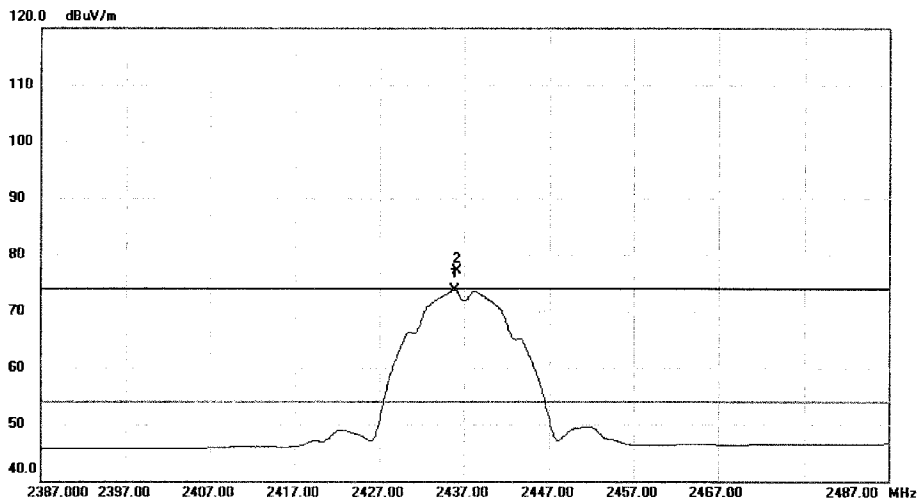
<Reference Only


 No.3.JinShaGang 1st Road,ShiXia,DaLang Town,DongGuan,China.
 Tel: (0769)-8318-3000 Fax:(0769)-8319-6000 Post Code: 523792
www.newbtl.com


Site: DG-CB03	Polarization: Vertical	Temperature: 24 (C)
Limit: FCC RF_15.247_3M_(Peak)	Power: AC 120V/60Hz	Humidity: 52 %
EUT: Smart Media Phone	Distance: 3m	
M/N: SIP-T58V	Mode: TX_B_2437	
Note:		

Radiated Emission Measurement

File :FCCP_BANDEDGE Data #3 Date: 2017-1-17 Time: 20:35:37



No.	Mk.	Freq.	Reading Level	Correct Factor	Measurement	Limit	Margin	Detector	Comment
		MHz	dBuV	dB	dBuV/m	dBuV/m	dB		
1	*	2435.800	39.58	34.14	73.72	54.00	19.72	AVG	No Limit
2	X	2436.100	42.88	34.15	77.03	74.00	3.03	peak	No Limit

*:Maximum data x:Over limit !:over margin

(Reference Only)



No.3.JinShaGang 1st Road,ShiXia,DaLang Town,DongGuan,China.
 Tel: (0769)-8318-3000 Fax:(0769)-8319-6000 Post Code: 523792
www.newbtl.com

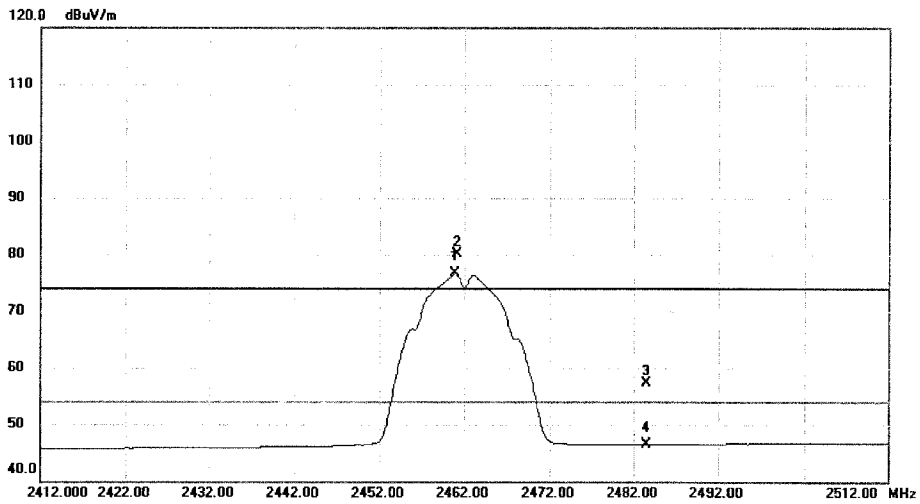


Site: DG-CB03
 Limit: FCC RF_15.247_3M_(Peak)
 EUT: Smart Media Phone
 M/N: SIP-T58V
 Note:

Polarization: **Horizontal** Temperature: 24 (C)
 Power: AC 120V/60Hz Humidity: 52 %
 Distance: 3m
 Mode: TX_B_2462

Radiated Emission Measurement

File : FCCP_BANDEDGE Data :#6 Date: 2017-1-17 Time: 20:02:48



No. Mk.	Freq. MHz	Reading Level dBuV	Correct Factor dB	Measurement dBuV/m	Limit dBuV/m	Margin dB	Detector	Comment
1 *	2460.900	42.35	34.28	76.63	54.00	22.63	AVG	No Limit
2 X	2461.200	45.83	34.28	80.11	74.00	6.11	peak	No Limit
3	2483.500	22.92	34.41	57.33	74.00	-16.67	peak	
4	2483.500	12.09	34.41	46.50	54.00	-7.50	AVG	

*:Maximum data x:Over limit !:over margin

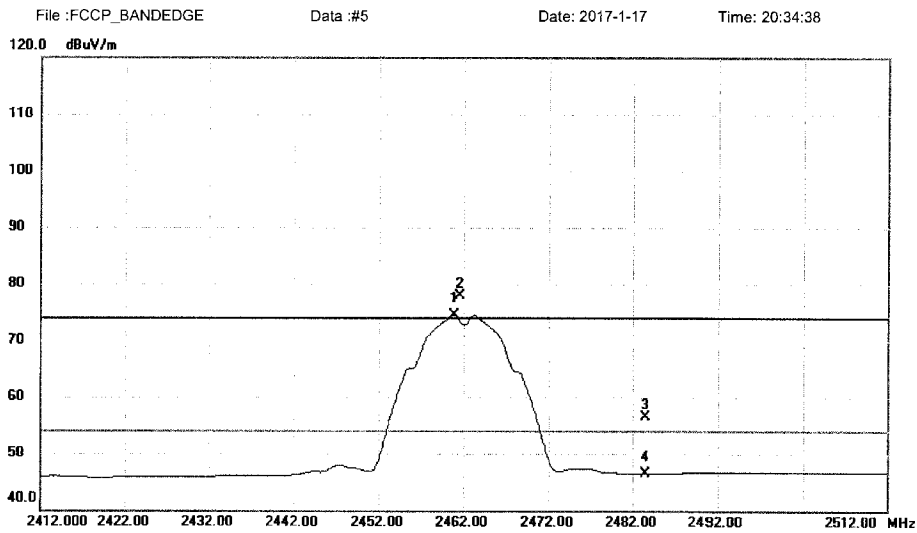
<Reference Only



No.3.JinShaGang 1st Road,ShiXia,DaLang Town,DongGuan,China.
 Tel: (0769)-8318-3000 Fax:(0769)-8319-6000 Post Code: 523792
www.newbtl.com



Site: DG-CB03	Polarization: Vertical	Temperature: 24 (C)
Limit: FCC RF_15.247_3M_(Peak)	Power: AC 120V/60Hz	Humidity: 52 %
EUT: Smart Media Phone	Distance: 3m	
M/N: SIP-T58V	Mode: TX_B_2462	
Note:		

Radiated Emission Measurement


No.	Mk.	Freq. MHz	Reading Level dBuV	Correct Factor dB	Measure- ment dBuV/m	Limit dBuV/m	Margin dB	Detector	Comment
1	*	2460.800	40.30	34.28	74.58	54.00	20.58	AVG	No Limit
2	X	2461.500	43.70	34.29	77.99	74.00	3.99	peak	No Limit
3		2483.500	22.17	34.41	56.58	74.00	-17.42	peak	
4		2483.500	12.12	34.41	46.53	54.00	-7.47	AVG	

*:Maximum data x:Over limit !:over margin

(Reference Only)

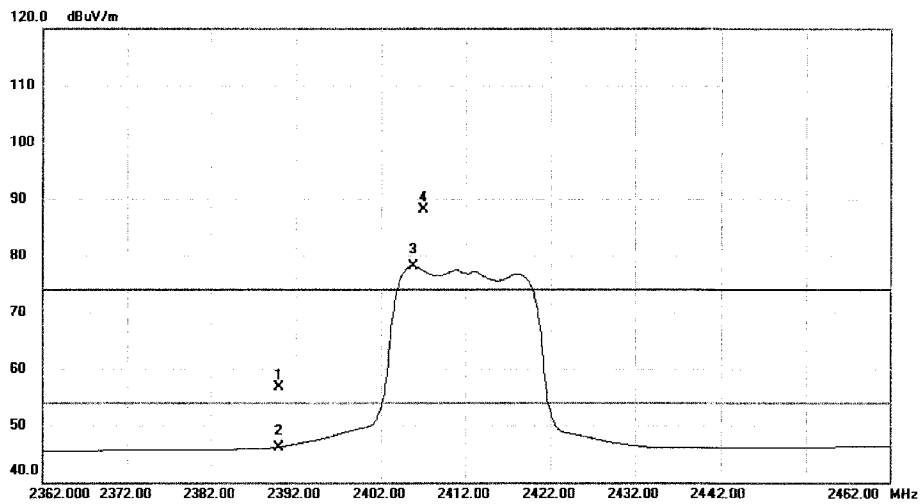

 No.3.JinShaGang 1st Road,ShiXia,DaLang Town,DongGuan,China.
 Tel: (0769)-8318-3000 Fax:(0769)-8319-6000 Post Code: 523792
www.newbtl.com

 Site: DG-CB03
 Limit: FCC RF_15.247_3M_(Peak)
 EUT: Smart Media Phone
 M/N: SIP-T58V
 Note:

 Polarization: **Horizontal** Temperature: 24 (C)
 Power: AC 120V/60Hz Humidity: 52 %
 Distance: 3m
 Mode: TX_G_2412

Radiated Emission Measurement

File : FCCP_BANDEDGE Data :#8 Date: 2017-1-17 Time: 20:12:52



No.	Mk.	Freq.	Reading Level	Correct Factor	Measurement	Limit	Margin	Detector	Comment
		MHz	dBuV	dB	dBuV/m	dBuV/m	dB		
1		2390.000	22.81	33.87	56.68	74.00	-17.32	peak	
2		2390.000	12.29	33.87	46.16	54.00	-7.84	AVG	
3	*	2405.800	44.11	33.97	78.08	54.00	24.08	AVG	No Limit
4	X	2407.000	54.10	33.97	88.07	74.00	14.07	peak	No Limit

*:Maximum data x:Over limit !:over margin

<Reference Only


BTL Inc.
so the best

 No.3.JinShaGang 1st Road,ShiXia,DaLang Town,DongGuan,China.
 Tel: (0769)-8318-3000 Fax:(0769)-8319-6000 Post Code: 523792
www.newbtl.com

 Site: DG-CB03
 Limit: FCC RF_15.247_3M_(Peak)
 EUT: Smart Media Phone
 M/N: SIP-T58V
 Note:

 Polarization: **Vertical**
 Power: AC 120V/60Hz
 Distance: 3m
 Mode: TX_G_2412

 Temperature: 24 (C)
 Humidity: 52 %

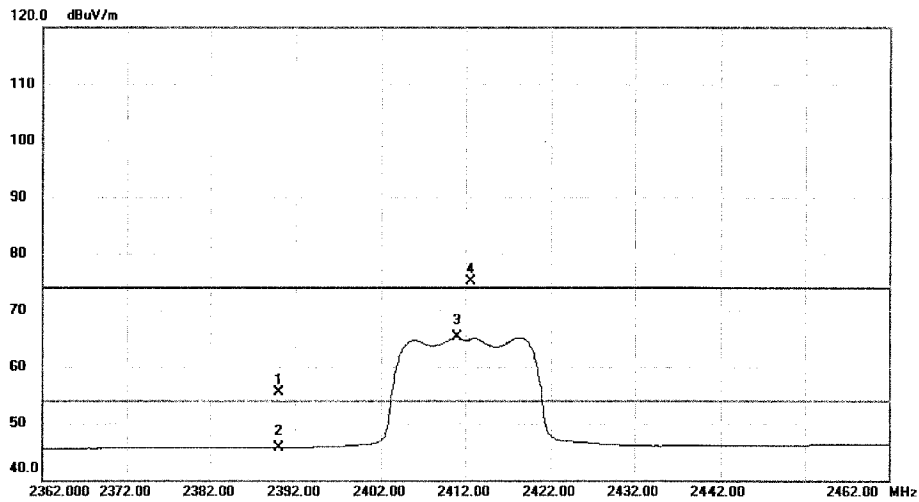
Radiated Emission Measurement

File : FCCP_BANDEGE

Data : #7

Date: 2017-1-17

Time: 20:30:35



No.	Mk.	Freq.	Reading Level	Correct Factor	Measurement	Limit	Margin	Detector	Comment
		MHz	dBuV	dB	dBuV/m	dBuV/m	dB		
1		2390.000	21.56	33.87	55.43	74.00	-18.57	peak	
2		2390.000	11.85	33.87	45.72	54.00	-8.28	AVG	
3	*	2411.000	31.31	34.00	65.31	54.00	11.31	AVG	No Limit
4	X	2412.600	41.01	34.01	75.02	74.00	1.02	peak	No Limit

*:Maximum data x:Over limit !:over margin

(Reference Only)



No.3.JinShaGang 1st Road,ShiXia,DaLang Town,DongGuan,China.
 Tel: (0769)-8318-3000 Fax:(0769)-8319-6000 Post Code: 523792
www.newbtl.com



Site: DG-CB03
 Limit: FCC RF_15.247_3M_(Peak)
 EUT: Smart Media Phone
 M/N: SIP-T58V
 Note:

Polarization: **Horizontal** Temperature: 24 (C)
 Power: AC 120V/60Hz Humidity: 52 %
 Distance: 3m
 Mode: TX_G_2437

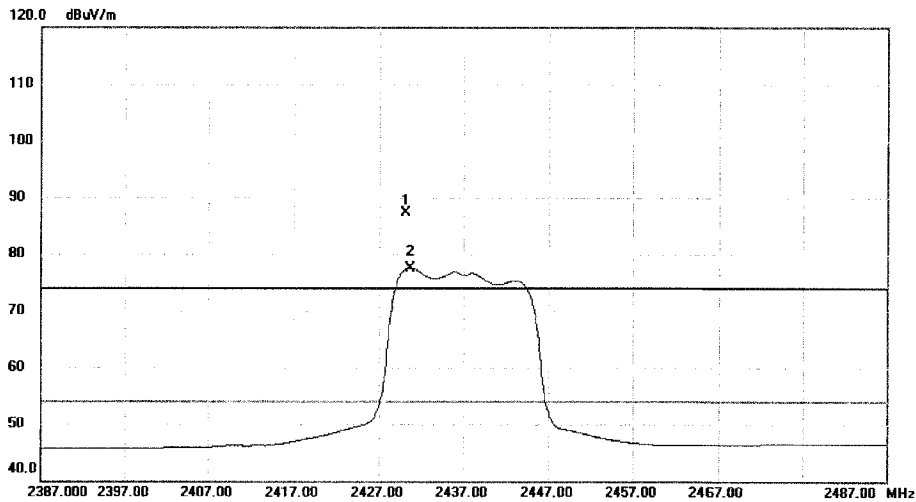
Radiated Emission Measurement

File :FCCP_BANDEGE

Data :#10

Date: 2017-1-17

Time: 20:14:27



No.	Mk.	Freq. MHz	Reading Level dBuV	Correct Factor dB	Measure- ment dBuV/m	Limit dBuV/m	Margin dB	Detector	Comment
1	X	2430.100	53.11	34.11	87.22	74.00	13.22	peak	No Limit
2	*	2430.700	43.47	34.11	77.58	54.00	23.58	AVG	No Limit

*:Maximum data x:Over limit !:over margin

<Reference Only


BTL Inc.
So the best

 No.3.JinShaGang 1st Road,ShiXia,DaLang Town,DongGuan,China.
 Tel: (0769)-8318-3000 Fax:(0769)-8319-6000 Post Code: 523792
www.newbtl.com

 Site: DG-CB03
 Limit: FCC RF_15.247_3M_(Peak)
 EUT: Smart Media Phone
 M/N: SIP-T58V
 Note:

 Polarization: **Vertical**
 Power: AC 120V/60Hz
 Distance: 3m
 Mode: TX_G_2437

 Temperature: 24 (C)
 Humidity: 52 %

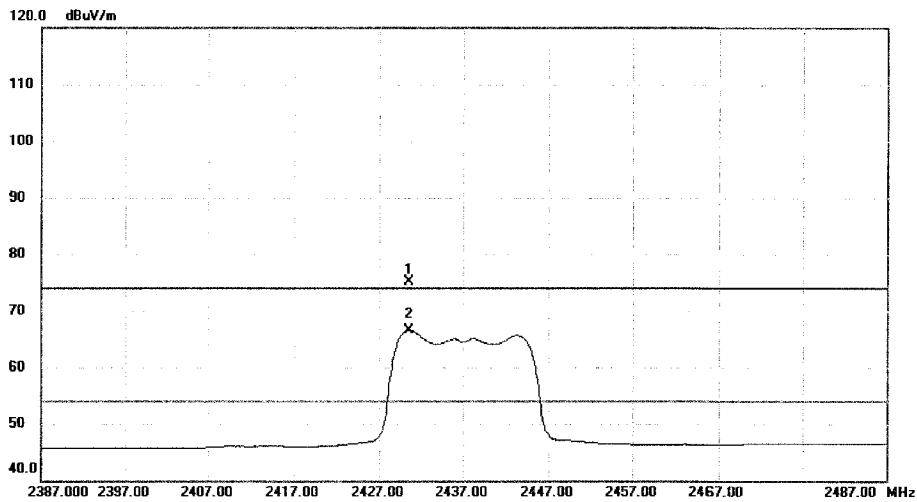
Radiated Emission Measurement

File :FCCP_BANDEGE

Data :#9

Date: 2017-1-17

Time: 20:31:33



No.	Mk.	Freq.	Reading Level	Correct Factor	Measurement	Limit	Margin	Detector	Comment
		MHz	dBuV	dB	dBuV/m	dBuV/m	dB		
1	X	2430.600	41.04	34.11	75.15	74.00	1.15	peak	No Limit
2	*	2430.600	32.43	34.11	66.54	54.00	12.54	AVG	No Limit

*:Maximum data x:Over limit !:over margin

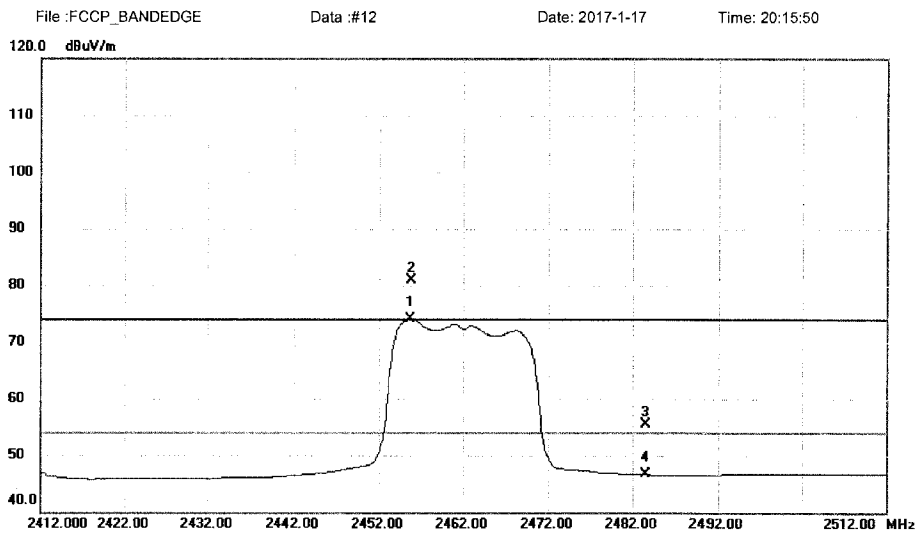
<Reference Only


BTL Inc.
do the best

 No.3.JinShaGang 1st Road,ShiXia,DaLang Town,DongGuan,China.
 Tel: (0769)-8318-3000 Fax:(0769)-8319-6000 Post Code: 523792
www.newbtl.com

 Site: DG-CB03
 Limit: FCC RF_15.247_3M_(Peak)
 EUT: Smart Media Phone
 M/N: SIP-T58V
 Note:

 Polarization: **Horizontal** Temperature: 24 (C)
 Power: AC 120V/60Hz Humidity: 52 %
 Distance: 3m
 Mode: TX_G_2462

Radiated Emission Measurement


No.	Mk.	Freq.	Reading Level	Correct Factor	Measurement	Limit	Margin	Detector	Comment
		MHz	dBuV	dB	dBuV/m	dBuV/m	dB		
1	*	2455.700	39.84	34.26	74.10	54.00	20.10	AVG	No Limit
2	X	2455.800	46.64	34.26	80.90	74.00	6.90	peak	No Limit
3		2483.500	21.10	34.41	55.51	74.00	-18.49	peak	
4		2483.500	12.20	34.41	46.61	54.00	-7.39	AVG	

*:Maximum data x:Over limit !:over margin

<Reference Only


BTL Inc.
do the best

 No.3.JinShaGang 1st Road,ShiXia,DaLang Town,DongGuan,China.
 Tel: (0769)-8318-3000 Fax:(0769)-8319-6000 Post Code: 523792
www.newbtl.com

 Site: DG-CB03
 Limit: FCC RF_15.247_3M_(Peak)
 EUT: Smart Media Phone
 M/N: SIP-T58V
 Note:

 Polarization: **Vertical**
 Power: AC 120V/60Hz
 Distance: 3m
 Mode: TX_G_2462

 Temperature: 24 (C)
 Humidity: 52 %

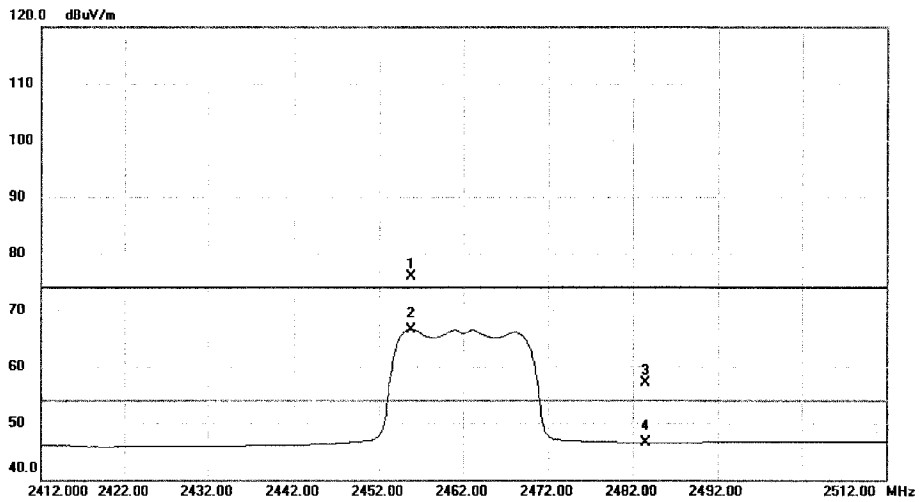
Radiated Emission Measurement

File :FCCP_BANDEGE

Data :#11

Date: 2017-1-17

Time: 20:32:25



No.	Mk.	Freq.	Reading Level	Correct Factor	Measurement	Limit	Margin	Detector	Comment
		MHz	dBuV	dB	dBuV/m	dBuV/m	dB		
1	X	2455.800	41.60	34.26	75.86	74.00	1.86	peak	No Limit
2	*	2455.800	32.33	34.26	66.59	54.00	12.59	AVG	No Limit
3		2483.500	22.77	34.41	57.18	74.00	-16.82	peak	
4		2483.500	12.16	34.41	46.57	54.00	-7.43	AVG	

*:Maximum data x:Over limit l:over margin

(Reference Only)

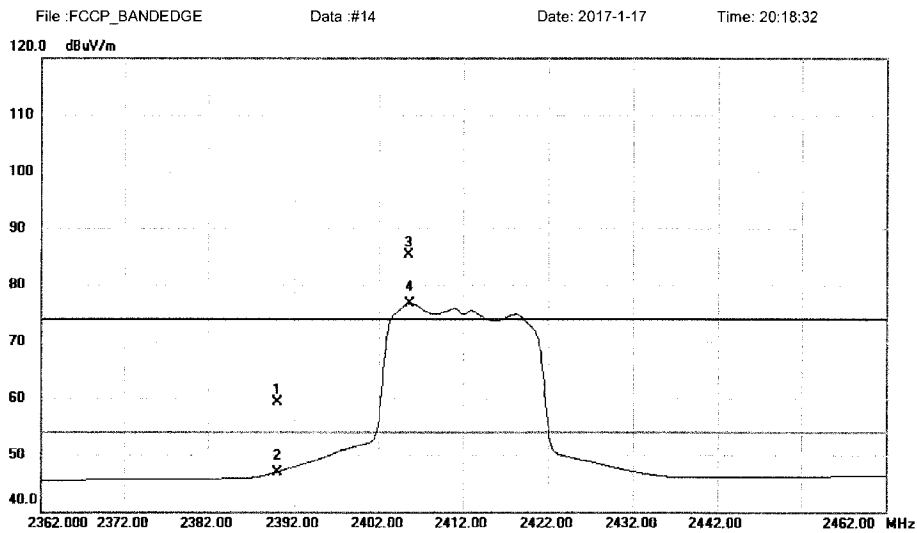


No.3.JinShaGang 1st Road,ShiXia,DaLang Town,DongGuan,China.
 Tel: (0769)-8318-3000 Fax:(0769)-8319-6000 Post Code: 523792
www.newbtl.com



Site: DG-CB03
 Limit: FCC RF_15.247_3M_(Peak)
 EUT: Smart Media Phone
 M/N: SIP-T58V
 Note:

Polarization: **Horizontal** Temperature: 24 (C)
 Power: AC 120V/60Hz Humidity: 52 %
 Distance: 3m
 Mode: TX_N20_2412

Radiated Emission Measurement


No.	Mk.	Freq. MHz	Reading Level dBuV	Correct Factor dB	Measure- ment dBuV/m	Limit dBuV/m	Margin dB	Detector	Comment
1		2390.000	25.44	33.87	59.31	74.00	-14.69	peak	
2		2390.000	13.12	33.87	46.99	54.00	-7.01	AVG	
3	X	2405.600	51.27	33.97	85.24	74.00	11.24	peak	No Limit
4	*	2405.700	42.76	33.97	76.73	54.00	22.73	AVG	No Limit

*:Maximum data x:Over limit !:over margin

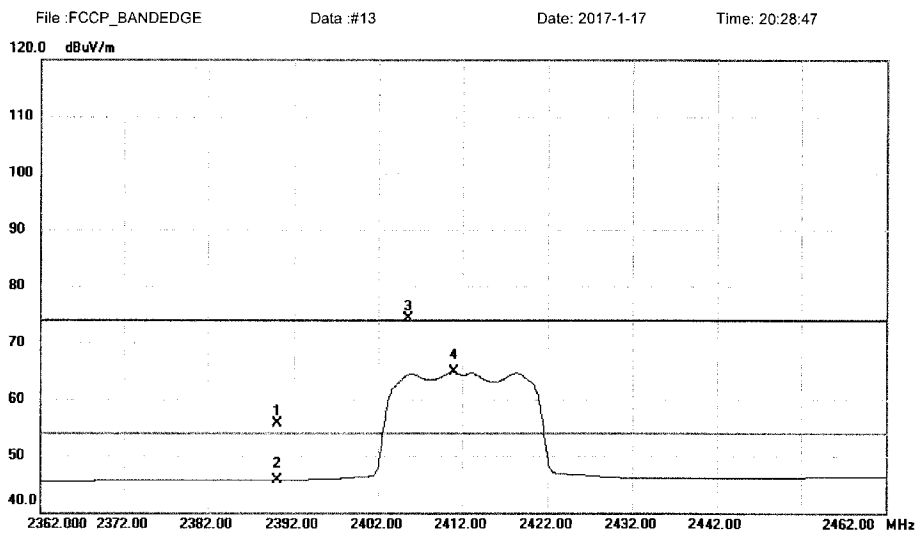
(Reference Only)


 No.3.JinShaGang 1st Road,ShiXia,DaLang Town,DongGuan,China.
 Tel: (0769)-8318-3000 Fax:(0769)-8319-6000 Post Code: 523792
www.newbti.com

 Site: DG-CB03
 Limit: FCC RF_15.247_3M_(Peak)
 EUT: Smart Media Phone
 M/N: SIP-T58V
 Note:

 Polarization: **Vertical**
 Power: AC 120V/60Hz
 Distance: 3m
 Mode: TX_N20_2412

 Temperature: 24 (C)
 Humidity: 52 %

Radiated Emission Measurement


No.	Mk.	Freq.	Reading Level	Correct Factor	Measurement	Limit	Margin	Detector	Comment
		MHz	dBuV	dB	dBuV/m	dBuV/m	dB		
1		2390.000	21.76	33.87	55.63	74.00	-18.37	peak	
2		2390.000	11.86	33.87	45.73	54.00	-8.27	AVG	
3	X	2405.500	40.35	33.97	74.32	74.00	0.32	peak	No Limit
4	*	2411.000	30.96	34.00	64.96	54.00	10.96	AVG	No Limit

*:Maximum data x:Over limit !:over margin

(Reference Only)


BTL Inc.
de. the best

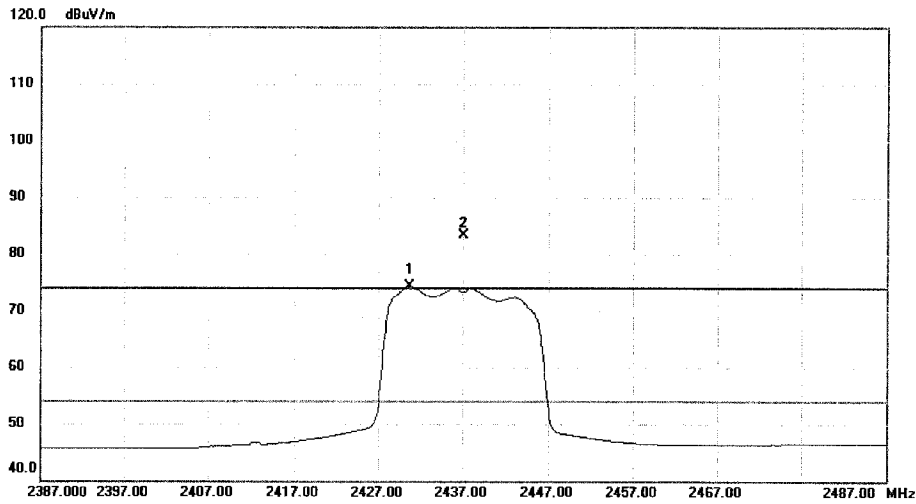
 No.3.JinShaGang 1st Road,ShiXia,DaLang Town,DongGuan,China.
 Tel: (0769)-8318-3000 Fax:(0769)-8319-6000 Post Code: 523792
www.newbtl.com

 Site: DG-CB03
 Limit: FCC RF_15.247_3M_(Peak)
 EUT: Smart Media Phone
 M/N: SIP-T58V
 Note:

 Polarization: **Horizontal** Temperature: 24 (C)
 Power: AC 120V/60Hz Humidity: 52 %
 Distance: 3m
 Mode: TX_N20_2437

Radiated Emission Measurement

File :FCCP_BANDEGE Data :#16 Date: 2017-1-17 Time: 20:19:59



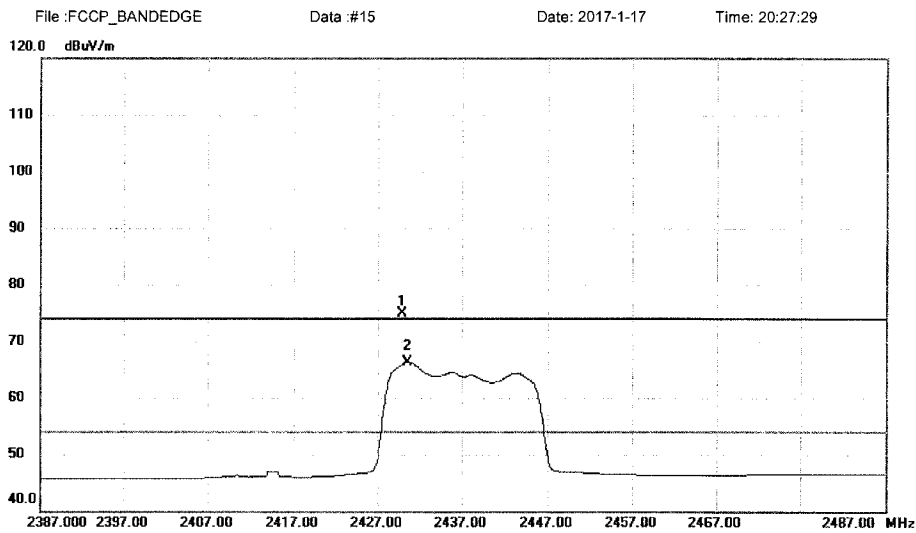
No.	Mk.	Freq. MHz	Reading Level dBuV	Correct Factor dB	Measure- ment dBuV/m	Limit dBuV/m	Margin dB	Detector	Comment
1	*	2430.700	40.16	34.11	74.27	54.00	20.27	AVG	No Limit
2	X	2437.000	49.08	34.15	83.23	74.00	9.23	peak	No Limit

*:Maximum data x:Over limit !:over margin

<Reference Only


 No.3.JinShaGang 1st Road,ShiXia,DaLang Town,DongGuan,China.
 Tel: (0769)-8318-3000 Fax:(0769)-8319-6000 Post Code: 523792
www.newbtl.com


Site: DG-CB03	Polarization: Vertical	Temperature: 24 (C)
Limit: FCC RF_15.247_3M_(Peak)	Power: AC 120V/60Hz	Humidity: 52 %
EUT: Smart Media Phone	Distance: 3m	
M/N: SIP-T58V	Mode: TX_N20_2437	
Note:		

Radiated Emission Measurement


No.	Mk.	Freq.	Reading Level	Correct Factor	Measurement	Limit	Margin	Detector	Comment
		MHz	dBuV	dB	dBuV/m	dBuV/m	dB		
1	X	2429.900	40.83	34.11	74.94	74.00	0.94	peak	No Limit
2	*	2430.600	32.20	34.11	66.31	54.00	12.31	AVG	No Limit

*:Maximum data x:Over limit !:over margin (Reference Only)



No.3.JinShaGang 1st Road,ShiXia,DaLang Town,DongGuan,China.
 Tel: (0769)-8318-3000 Fax:(0769)-8319-6000 Post Code: 523792
www.newbtl.com

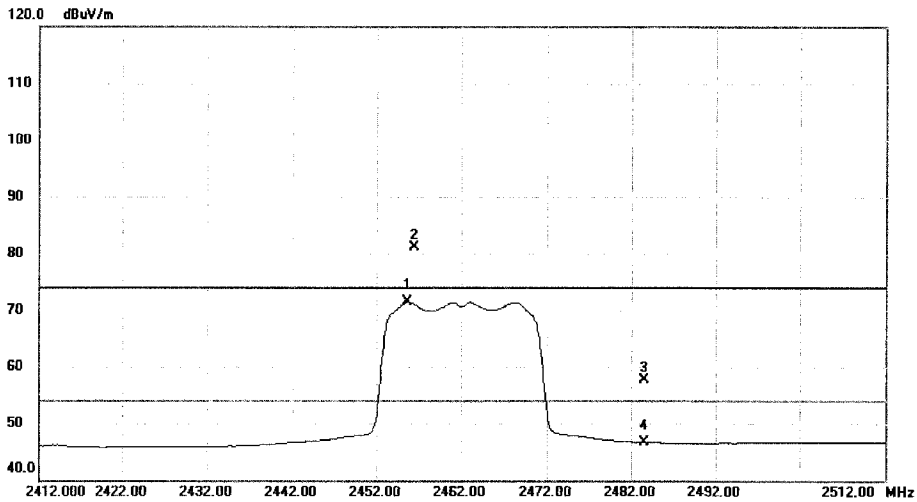


Site: DG-CB03
 Limit: FCC RF_15.247_3M_(Peak)
 EUT: Smart Media Phone
 M/N: SIP-T58V
 Note:

Polarization: **Horizontal** Temperature: 24 (C)
 Power: AC 120V/60Hz Humidity: 52 %
 Distance: 3m
 Mode: TX_N20_2462

Radiated Emission Measurement

File :FCCP_BANDEDGE Data :#18 Date: 2017-1-17 Time: 20:22:50



No.	Mk.	Freq. MHz	Reading Level dBuV	Correct Factor dB	Measure- ment dBuV/m	Limit dBuV/m	Margin dB	Detector	Comment
1	*	2455.700	37.15	34.26	71.41	54.00	17.41	AVG	No Limit
2	X	2456.400	46.84	34.26	81.10	74.00	7.10	peak	No Limit
3		2483.500	23.28	34.41	57.69	74.00	-16.31	peak	
4		2483.500	12.28	34.41	46.69	54.00	-7.31	AVG	

*:Maximum data x:Over limit !:over margin

<Reference Only


BTL Inc.
do the best

 No.3.JinShaGang 1st Road,ShiXia,DaLang Town,DongGuan,China.
 Tel:(0769)-8318-3000 Fax:(0769)-8319-6000 Post Code: 523792
www.newbtl.com

 Site: DG-CB03
 Limit: FCC RF_15.247_3M_(Peak)
 EUT: Smart Media Phone
 M/N: SIP-T58V
 Note:

 Polarization: **Vertical**
 Power: AC 120V/60Hz
 Distance: 3m
 Mode: TX_N20_2462

 Temperature: 24 (C)
 Humidity: 52 %

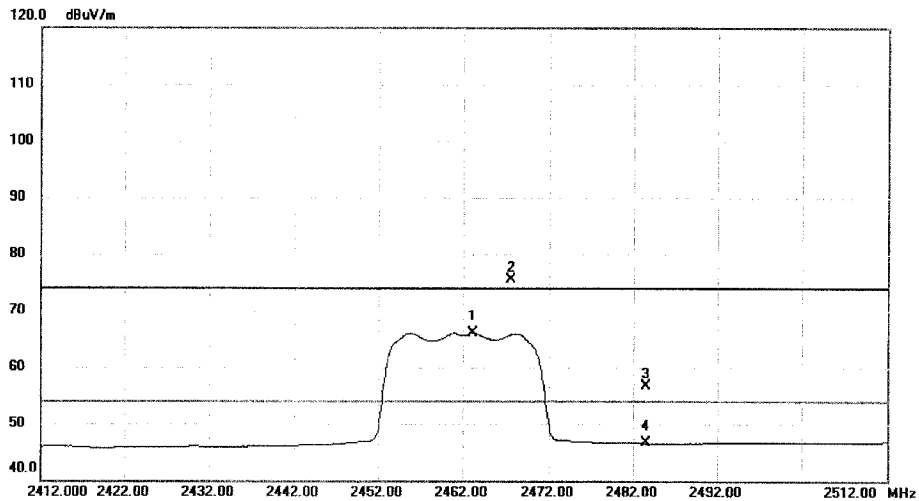
Radiated Emission Measurement

File :FCCP_BANDEDGE

Data :#17

Date: 2017-1-17

Time: 20:26:06



No.	Mk.	Freq. MHz	Reading Level dBuV	Correct Factor dB	Measure- ment dBuV/m	Limit dBuV/m	Margin dB	Detector	Comment
1	*	2463.100	31.87	34.30	66.17	54.00	12.17	AVG	No Limit
2	X	2467.600	41.28	34.32	75.60	74.00	1.60	peak	No Limit
3		2483.500	22.26	34.41	56.67	74.00	-17.33	peak	
4		2483.500	12.19	34.41	46.60	54.00	-7.40	AVG	

*:Maximum data x:Over limit !:over margin

(Reference Only)

Prüfbericht - Nr.: 50074759 002

Test Report No.

Seite 83 von 88

Page 83 of 88

5.1.7 Conducted emissions**RESULT:****Pass**

Date of testing : 2017-01-18
Test standard : FCC Part 15.207
RSS-Gen Clause 8.8
Basic standard : ANSI C63.10: 2013
Frequency range : 0.15 – 30MHz
Limits : FCC Part 15.207
Table 3 of RSS-Gen
Kind of test site : Shield room

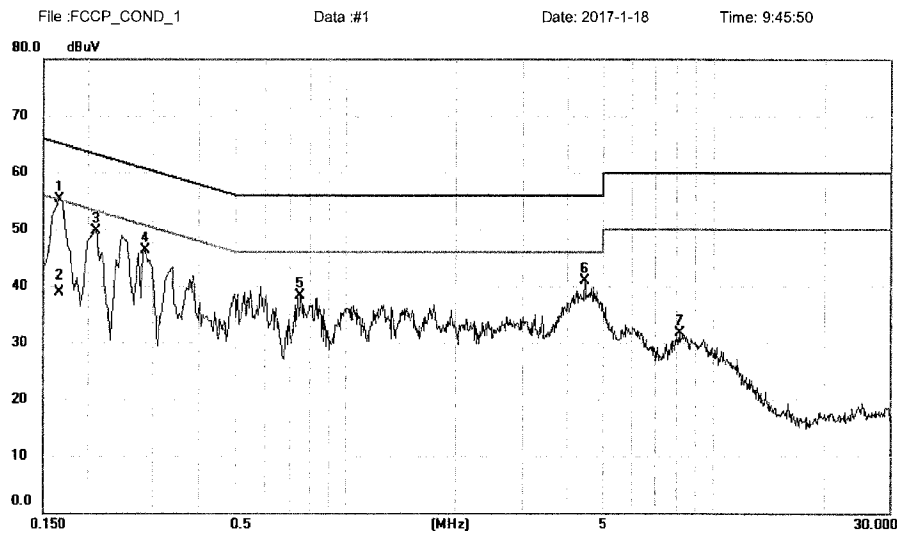
Test setup

Input Voltage : AC 120V, 60Hz
Operation Mode : A
Earthing : Not Connected
Ambient temperature : 24°C
Relative humidity : 60%
Atmospheric pressure : 101kPa

For details refer to following test plot.


 No.3.JinShaGang 1st Road,ShiXia,DaLang Town,DongGuan,China.
 Tel: (0769)-8318-3000 Fax:(0769)-8319-6000 Post Code: 523792
 www.newbtl.com


Site: DG-C02	Phase: L1	Temperature: 24 (C)
Limit: FCC Class B Conduction(QP)	Power: AC 120V/60Hz	Humidity: 60 %
EUT: Smart Media Phone	Distance:	
M/N: SIP-T58V	Mode: TX	
Note:		

Conducted Emission Measurement


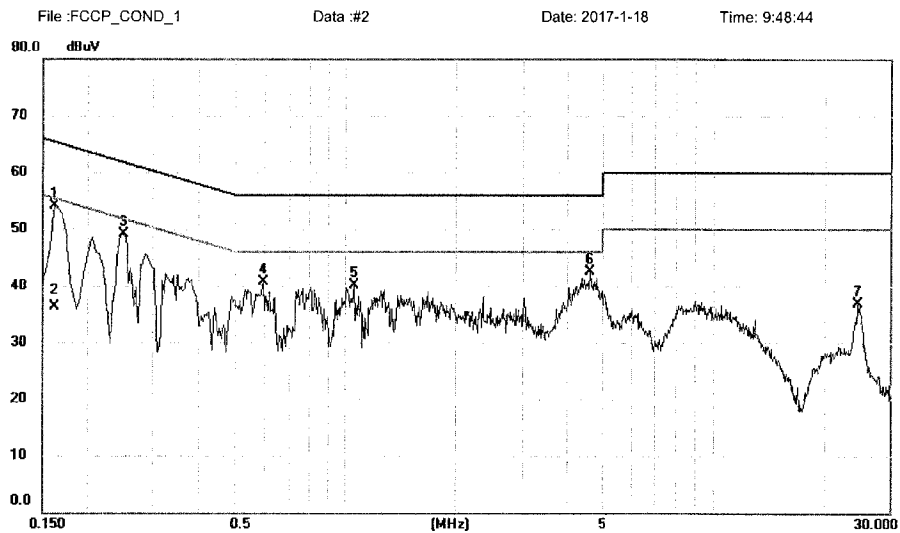
No.	Mk.	Freq. MHz	Reading Level dBuV	Correct Factor dB	Measure- ment dBuV	Limit dBuV	Margin dB	Detector	Comment
1	*	0.1660	45.75	9.57	55.32	65.16	-9.84	peak	
2		0.1660	29.43	9.57	39.00	55.16	-16.16	AVG	
3		0.2100	40.14	9.57	49.71	63.21	-13.50	peak	
4		0.2860	36.63	9.58	46.21	60.64	-14.43	peak	
5		0.7500	28.60	9.76	38.36	56.00	-17.64	peak	
6		4.4460	30.52	10.32	40.84	56.00	-15.16	peak	
7		8.1340	21.23	10.43	31.66	60.00	-28.34	peak	

*:Maximum data x:Over limit !:over margin

(Reference Only)


 No.3.JinShaGang 1st Road,ShiXia,DaLang Town,DongGuan,China.
 Tel: (0769)-8318-3000 Fax:(0769)-8319-6000 Post Code: 523792
 www.newbtl.com


Site: DG-C02	Phase: N	Temperature: 24 (C)
Limit: FCC Class B Conduction(QP)	Power: AC 120V/60Hz	Humidity: 60 %
EUT: Smart Media Phone	Distance:	
M/N: SIP-T58V	Mode: TX	
Note:		

Conducted Emission Measurement


No.	Mk.	Freq. MHz	Reading Level dBuV	Correct Factor dB	Measure- ment dBuV	Limit dBuV	Margin dB	Detector	Comment
1	*	0.1620	44.67	9.51	54.18	65.36	-11.18	peak	
2		0.1620	26.70	9.51	36.21	55.36	-19.15	AVG	
3		0.2500	39.56	9.57	49.13	61.76	-12.63	peak	
4		0.5980	31.16	9.50	40.66	56.00	-15.34	peak	
5		1.0580	30.46	9.74	40.20	56.00	-15.80	peak	
6		4.5980	32.25	10.18	42.43	56.00	-13.57	peak	
7		24.5780	25.91	10.98	36.89	60.00	-23.11	peak	

*:Maximum data x:Over limit !:over margin


(Reference Only)

6. Photographs of the Test Set-Up

Photograph 1: Set-up for Spurious Emissions for 9kHz - 30MHz



Photograph 2: Set-up for Spurious Emissions for 30 - 1000MHz



Photograph 3: Set-up for Spurious Emissions for 1 – 25.6GHz



Photograph 4: Set-up for Conducted Emissions



7. List of Tables

Table 1: List of Test and Measurement Equipment.....	5
Table 2: Measurement Uncertainty	6
Table 3: Technical Specification of Wi-Fi	8
Table 4: Technical Specification of Wi-Fi	8
Table 5: Carrier Frequency	9
Table 6: Test result of Peak Output Power of 802.11b.....	14
Table 7: Test result of Peak Output Power of 802.11g.....	14
Table 8: Test result of Peak Output Power of 802.11n (HT20).....	14
Table 9: Test result of 6dB Bandwidth and 99% Bandwidth of 802.11b	15
Table 10: Test result of 6dB Bandwidth and 99% Bandwidth of 802.11g	15
Table 11: Test result of 6dB Bandwidth and 99% Bandwidth of 802.11n (HT20)	15
Table 12: Test result of power spectral density:	35

8. List of Photographs

Photograph 1: Set-up for Spurious Emissions for 9kHz - 30MHz	86
Photograph 2: Set-up for Spurious Emissions for 30 - 1000MHz	86
Photograph 3: Set-up for Spurious Emissions for 1 – 25.6GHz.....	87
Photograph 4: Set-up for Conducted Emissions	87