

FCC 15B Test Setup Photo

Test Mode 1: Power by adapter and Communication with another IP Phone

Description: Front View of Conducted Emission




Test Mode 1: Power by adapter and Communication with another IP Phone

Description: Back View of Conducted Emission




Test Mode 1: Power by adapter and Communication with another IP Phone

Description: Radiated disturbance Test Setup for 30MHz ~ 1GHz




Test Mode 1: Power by adapter and Communication with another IP Phone

Description: Radiated disturbance Test Setup for 1GHz ~ 18GHz



Test Mode 2: Power by POE and Communication with another IP Phone

Description: Radiated disturbance Test Setup for 30MHz ~ 1GHz



Test Mode 2: Power by POE and Communication with another IP Phone

Description: Radiated disturbance Test Setup for 1GHz ~ 18GHz

