


EXHIBIT D - TEST SETUP PHOTOGRAPHS

Conducted Disturbance - Front View (Adapter 1 power supply)




Conducted Disturbance - Side View (Adapter 1 power supply)



Conducted Disturbance - Front View (Adapter 2 power supply)



Conducted Disturbance - Side View (Adapter 2 power supply)




Conducted Disturbance - Front View (PoE power supply)



Conducted Disturbance - Side View (PoE power supply)




Below 1 GHz: Radiated Disturbance - Front View (Adapter 1 power supply)



Below 1 GHz: Radiated Disturbance - Rear View (Adapter 1 power supply)



Below 1 GHz: Radiated Disturbance - Front View (Adapter 2 power supply)




Below 1 GHz: Radiated Disturbance - Rear View (Adapter 2 power supply)



Above 1 GHz: Radiated Disturbance - Front View (Adapter 1 power supply)



Above 1 GHz: Radiated Disturbance - Rear View (Adapter 1 power supply)




Above 1 GHz: Radiated Disturbance - Front View (Adapter 2 power supply)




Above 1 GHz: Radiated Disturbance - Rear View (Adapter 2 power supply)



Below 1 GHz: Radiated Disturbance - Front View (PoE power supply)



Below 1 GHz: Radiated Disturbance - Rear View (PoE power supply)



Above 1 GHz: Radiated Disturbance - Front View (PoE power supply)



Above 1 GHz: Radiated Disturbance - Rear View (PoE power supply)

