

EXHIBIT D - TEST SETUP PHOTOGRAPHS


Conducted Emissions - Front View (Powered by AC Adapter)



Conducted Emissions - Side View (Powered by AC Adapter)




Conducted Emissions - Front View (Powered by PoE)




Conducted Emissions - Side View (Powered by PoE)



Radiated Emissions-Front View (30~1000 MHz, Powered by AC Adapter)



Radiated Emissions – Rear View (30~1000 MHz, Powered by AC Adapter)




Radiated Emissions-Front View (Above 1 GHz, Powered by AC Adapter)



Radiated Emissions – Rear View (Above 1 GHz, Powered by AC Adapter)




Radiated Emissions-Front View (30~1000 MHz, Powered by PoE)



Radiated Emissions – Rear View (30~1000 MHz, Powered by PoE)



Radiated Emissions-Front View (Above 1 GHz, Powered by PoE)



Radiated Emissions – Rear View (Above 1 GHz, Powered by PoE)

