

EXHIBIT D - TEST SETUP PHOTOGRAPHS

Conducted Emissions - Front View (Powered by Adapter)



Conducted Emissions - Side View (Powered by Adapter)




Conducted Emissions - Front View (Powered by PoE)




Conducted Emissions - Side View (Powered by PoE)




Radiated Emissions – Front View (30~1000 MHz, Powered by Adapter)




Radiated Emissions – Rear View (30~1000 MHz, Powered by Adapter)




Radiated Emissions – Front View (Above 1 GHz, Powered by Adapter)




Radiated Emissions – Rear View (Above 1 GHz, Powered by Adapter)



Radiated Emissions – Front View (30~1000 MHz, Powered by PoE)



Radiated Emissions – Rear View (30~1000 MHz, Powered by PoE)



Radiated Emissions – Front View (Above 1 GHz, Powered by PoE)



Radiated Emissions – Rear View (Above 1 GHz, Powered by PoE)

