

## **EXHIBIT D - TEST SETUP PHOTOGRAPHS**

**Conducted Emissions - Front View (Adapter power supply)**



**Conducted Emissions - Side View (Adapter power supply)**




**Conducted Emissions - Front View (PoE power supply)**




**Conducted Emissions - Side View (PoE power supply)**



**Below 1 GHz: Radiated Emissions - Front View (Adapter power supply)**




**Below 1 GHz: Radiated Emissions - Rear View (Adapter power supply)**







**Above 1 GHz: Radiated Emissions - Front View (Adapter power supply)**




**Above 1 GHz: Radiated Emissions - Rear View (Adapter power supply)**




**Below 1 GHz: Radiated Emissions - Front View (PoE power supply)**



**Below 1 GHz: Radiated Emissions - Rear View (PoE power supply)**



**Above 1 GHz: Radiated Emissions - Front View (PoE power supply)**



**Above 1 GHz: Radiated Emissions - Rear View (PoE power supply)**

