


EXHIBIT D - TEST SETUP PHOTOGRAPHS

With Adapter 1:

Conducted Disturbance –Front View



Conducted Disturbance - Side View



Radiated Disturbance - Front View (Below 1GHz)




Radiated Disturbance - Rear View (Below 1GHz)



Radiated Disturbance - Front View (Above 1GHz)



Radiated Disturbance - Rear View (Above 1GHz)




With Adapter 2:


Conducted Disturbance – Front View



Conducted Disturbance - Side View



Radiated Disturbance - Front View (Below 1GHz)




Radiated Disturbance - Rear View (Below 1GHz)



Radiated Disturbance - Front View (Above 1GHz)



Radiated Disturbance - Rear View (Above 1GHz)



With POE mode:


Radiated Disturbance - Front View (Below 1GHz)



Radiated Disturbance - Rear View (Below 1GHz)



Radiated Disturbance - Front View (Above 1GHz)



Radiated Disturbance - Rear View (Above 1GHz)

