



# TEST REPORT

Applicant Name : YEALINK(XIAMEN) NETWORK TECHNOLOGY CO.,LTD.  
Address : No.666 Hu'an Rd. Huli District Xiamen City, Fujian, P.R. China  
ReportNumber: SZNS220511-19758E-RF-00  
FCC ID: T2C-M800

## Test Standard (s)

FCC PART 15.407

## Sample Description

Product Type: Video Conferencing Endpoint  
Model No.: MeetingEye 800  
Multiple Model(s) No.: N/A  
Trade Mark: Yealink  
Date Received: 2022/05/11  
Report Date: 2022/12/09

Test Result:

Pass\*

\* In the configuration tested, the EUT complied with the standards above.

Prepared and Checked By:

Approved By:

Audy Yu  
EMC Engineer

Candy Li  
EMC Engineer

Note: This report may contain data that are not covered by the A2LA accreditation and are marked with an asterisk "\*" .

Shenzhen Accurate Technology Co., Ltd. is not responsible for the authenticity of any test data provided by the applicant. Data included from the applicant that may affect testresults are marked with an asterisk "\*". Customer model name, addresses, names, trademarks etc. are not considered data.

This report cannot be reproduced except in full, without prior written approval of the Company. Unless otherwise stated the results shown in this test report refer only to the sample(s) tested. This report is valid only with a valid digital signature. The digital signature may be available only under the Adobe software above version 7.0.

## Shenzhen Accurate Technology Co., Ltd.

1/F., Building A, Changyuan New Material Port, Science & Industry Park, Nanshan District, Shenzhen, Guangdong, P.R. China  
Tel: +86 755-26503290 Fax: +86 755-26503396 Web: www.atc-lab.com

## TABLE OF CONTENTS

<b>GENERAL INFORMATION.....</b>	<b>3</b>
PRODUCT DESCRIPTION FOR EQUIPMENT UNDER TEST (EUT).....	3
OBJECTIVE.....	3
TEST METHODOLOGY.....	4
MEASUREMENT UNCERTAINTY.....	4
TEST FACILITY.....	4
<b>SYSTEM TEST CONFIGURATION.....</b>	<b>5</b>
DESCRIPTION OF TEST CONFIGURATION.....	5
EUT EXERCISE SOFTWARE.....	6
DUTY CYCLE.....	7
EQUIPMENT MODIFICATIONS.....	15
SUPPORT EQUIPMENT LIST AND DETAILS.....	15
EXTERNAL I/O CABLE.....	15
BLOCK DIAGRAM OF TEST SETUP.....	16
<b>SUMMARY OF TEST RESULTS.....</b>	<b>17</b>
<b>TEST EQUIPMENT LIST.....</b>	<b>18</b>
<b>§1.1307 (B) (3) &amp; §2.1091- RF EXPOSURE EVALUATION.....</b>	<b>20</b>
<b>FCC §15.203 – ANTENNA REQUIREMENT.....</b>	<b>22</b>
APPLICABLE STANDARD.....	22
ANTENNA CONNECTOR CONSTRUCTION.....	22
<b>FCC §15.407 (B) (6) §15.207 (A) – CONDUCTED EMISSIONS.....</b>	<b>23</b>
APPLICABLE STANDARD.....	23
EUT SETUP.....	23
EMI TEST RECEIVER SETUP.....	23
TEST PROCEDURE.....	23
TRANSF FACTOR & MARGIN CALCULATION.....	24
TEST DATA.....	24
<b>§15.205&amp; §15.209&amp;§15.407(B)– UNDESIRABLE EMISSION.....</b>	<b>29</b>
APPLICABLE STANDARD.....	29
EUT SETUP.....	29
EMI TEST RECEIVER& SPECTRUM ANALYZER SETUP.....	30
TEST PROCEDURE.....	30
FACTOR& MARGIN CALCULATION.....	31
TEST DATA.....	31
<b>FCC §15.407(A),(E) –EMISSION BANDWIDTH&amp; 99% OCCUPIED BANDWIDTH.....</b>	<b>86</b>
APPLICABLE STANDARD.....	86
TEST PROCEDURE.....	86
TEST DATA.....	86
<b>FCC §15.407(A)–CONDUCTED TRANSMITTER OUTPUT POWER.....</b>	<b>215</b>
APPLICABLE STANDARD.....	215
TEST PROCEDURE.....	215
TEST DATA.....	216
<b>FCC §15.407(A)- POWER SPECTRAL DENSITY.....</b>	<b>224</b>
TEST PROCEDURE.....	224
TEST DATA.....	225

## GENERAL INFORMATION

### Product Description for Equipment under Test (EUT)

Frequency Range	5G Wi-Fi: 5150-5250MHz; 5250-5350MHz ;5470-5725MHz ; 5725-5850MHz						
Mode	802.11a/n20/n40/ac20/ac40/ac80						
Maximum Conducted Average Output Power(dBm)	module YL43455:						
		802.11a	802.11n20	802.11n40	802.11ac20	802.11ac40	802.11ac80
	5150-5250MHz	14.56	14.10	12.86	14.13	12.74	10.76
	5250-5350MHz	13.97	13.50	12.22	13.48	12.12	10.46
	5470-5725MHz	9.01	9.03	7.00	9.13	7.40	6.88
	5725-5850MHz	13.51	13.25	13.72	13.18	13.69	13.41
	module D845						
	5150-5250MHz	14.88	17.54	15.36	17.65	15.80	15.81
	5250-5350MHz	15.03	17.61	15.38	17.71	15.63	15.80
	5470-5725MHz	15.57	15.00	14.94	14.97	15.03	14.01
5725-5850MHz	16.15	17.88	17.87	17.81	17.85	17.92	
Modulation Technique	OFDM						
Antenna Specification*	2.47dBi(provided by the applicant)						
Voltage Range	DC 48V from adapter						
Sample serial number	SZNS220511-19758E-RF-S1 for Conducted and Radiated Emissions SZNS220511-19758E-RF-S2 for RF Conducted Test (Assigned by ATC)						
Sample/EUT Status	Good condition						
Adapter 1 information	Model: NSA96EC-48020000 Input: AC 100-240V, 50/60Hz, 1.5A Output: DC 48.0V, 2.0A ,96.0W						
Adapter 2 information	Model: YLPS482000C Input: AC 100-240V, 50/60Hz, 1.5A Output: DC 48.0V, 2.0A ,96.0W						
Note 1: the device installed two RF module, module D845 and module YL43455, for module D845 use the 2.4GHz/5GHz Wi-Fi function, for module YL43455 use the BT/BLE/2.4GHz/5GHz Wi-Fi function. Note 2: the two adapters were electrical identical just difference with model number which was declared by manufacturer, the adapter 1 was selected to test.							

### Objective

This test report is in accordance with Part 2-Subpart J, Part 15-Subparts A and E of the Federal Communication Commissions rules.

The tests were performed in order to determine compliance with FCC Part 15, Subpart E, section 15.203, 15.205, 15.207, 15.209 and 15.407 rules.

## Test Methodology

All measurements contained in this report were conducted with ANSI C63.10-2013, American National Standard of Procedures for Compliance Testing of Unlicensed Wireless Devices. And KDB789033 D02 General U-NII Test Procedures New Rules v02r01.

All emissions measurement was performed at Shenzhen Accurate Technology Co., Ltd. The radiated testing was performed at an antenna-to-EUT distance of 3 meters.

Each test item follows test standards and with no deviation.

## Measurement Uncertainty

Parameter		Uncertainty
Occupied Channel Bandwidth		5%
RF Frequency		$0.082 \times 10^{-7}$
RF output power, conducted		0.73dB
Unwanted Emission, conducted		1.6dB
AC Power Lines Conducted Emissions		2.72dB
Emissions, Radiated	9kHz - 30MHz	2.66dB
	30MHz - 1GHz	4.28dB
	1GHz - 18GHz	4.98dB
	18GHz -26.5GHz	5.06dB
	26.5GHz -40GHz	4.72dB
Temperature		1°C
Humidity		6%
Supply voltages		0.4%

*Note: The extended uncertainty given in this report is obtained by combining the standard uncertainty times the coverage factor K with the 95% confidence interval. Otherwise required by the applicant or Product Regulations, Decision Rule in this report did not consider the uncertainty.*

## Test Facility

The test site used by Shenzhen Accurate Technology Co., Ltd. to collect test data is located on the 1/F., Building A, Changyuan New Material Port, Science & Industry Park, Nanshan District, Shenzhen, Guangdong, P.R. China.

The test site has been approved by the FCC under the KDB 974614 D01 and is listed in the FCC Public Access Link (PAL) database, FCC Registration No.: 708358, the FCC Designation No.: CN1189. Accredited by American Association for Laboratory Accreditation (A2LA) The Certificate Number is 429 7.01.

Listed by Innovation, Science and Economic Development Canada (ISED), the Registration Number is 5077A.

## SYSTEM TEST CONFIGURATION

### Description of Test Configuration

The system was configured for testing in an engineering mode, which was provided by manufacturer.

For 5150-5250MHz Band, 7 channels are provided to testing:

Channel	Frequency (MHz)	Channel	Frequency (MHz)
36	5180	44	5220
38	5190	46	5230
40	5200	48	5240
42	5210	/	/

For 802.11a/n20/ac20 mode: channel 36, 40, 48 were tested;

For 802.11n40/ac40mode: channel 38, 46 were tested;

For 802.11ac80 mode, channel 42 was tested.

For 5250-5350MHz Band, 7 channels are provided to testing:

Channel	Frequency (MHz)	Channel	Frequency (MHz)
52	5260	60	5300
54	5270	62	5310
56	5280	64	5320
58	5290	/	/

For 802.11a, 802.11n20/ac20 mode: channel 52, 56, 64 were tested;

For 802.11n40/ac40mode: channel 54, 62 were tested;

For 802.11ac80 mode, channel 58 was tested.

For 5470-5725MHz Band, 18 channels are provided to testing:

Channel	Frequency (MHz)	Channel	Frequency (MHz)
100	5500	120	5600
102	5510	122	5610
104	5520	124	5620
106	5530	126	5630
108	5540	128	5640
110	5550	132	5660
112	5560	134	5670
116	5580	136	5680
118	5590	140	5700

For 802.11a/n20/ac20 mode: channel 100,116,140 were tested;

For 802.11n40/ac40mode: channel 102, 110, 134 were tested;

For 802.11ac80 mode, channel 106, 122 was tested.

For 5725-5850MHz Band, 8 channels are provided to testing:

Channel	Frequency (MHz)	Channel	Frequency (MHz)
149	5745	157	5785
151	5755	159	5795
153	5765	161	5805
155	5775	165	5825

For 802.11a/n20/ac20 mode: channel 149, 157, 165 were tested;

For 802.11n40/ac40 mode: channel 151, 159 were tested;

For 802.11ac80 mode, channel 155 was tested

### EUT Exercise Software

“AuthenticTool”\* was used to the config EUT to Test Mode and power level as below. The software and power level was provided by the applicant.

The device was tested with the worst case was performed as below:

Band (MHz)	Mode	DataRate	Power Level*		
			Low	Middle	High
5150-5250	802.11a	6Mbps	16	16	16
	802.11n20	MCS0	16	16	16
	802.11n40	MCS0	14	/	14
	802.11ac20	MCS0	16	16	16
	802.11ac40	MCS0	14	/	14
	802.11ac80	MCS0	/	14	/
5250-5350	802.11a	6Mbps	16	16	16
	802.11n20	MCS0	16	16	16
	802.11n40	MCS0	14	/	14
	802.11ac20	MCS0	16	16	16
	802.11ac40	MCS0	14	/	14
	802.11ac80	MCS0	/	14	/

Band (MHz)	Mode	DataRate	Power Level*		
			Low	Middle	High
5470-5725	802.11a	6Mbps	16	16	16
	802.11n20	MCS0	13	13	13
	802.11n40	MCS0	13	13	13
	802.11ac20	MCS0	13	13	13
	802.11ac40	MCS0	13	13	13
	802.11ac80	MCS0	12	/	12
5725-5850	802.11a	6Mbps	16	16	16
	802.11n20	MCS0	16	16	16
	802.11n40	MCS0	16	/	16
	802.11ac20	MCS0	16	16	16
	802.11ac40	MCS0	16	/	16
	802.11ac80	MCS0	/	16	/

The worse-case data rates are determined to be as follows for each mode based upon investigations by measuring the output power and PSD across all data rated bandwidths, and modulations.

The device have two antennas for module D845 and support SISO/MIMO transmit except for 802.11 a mode which only support SISO transmit, per pretest, the worst case MIMO was tested and reported for 802.11n/ac mode.

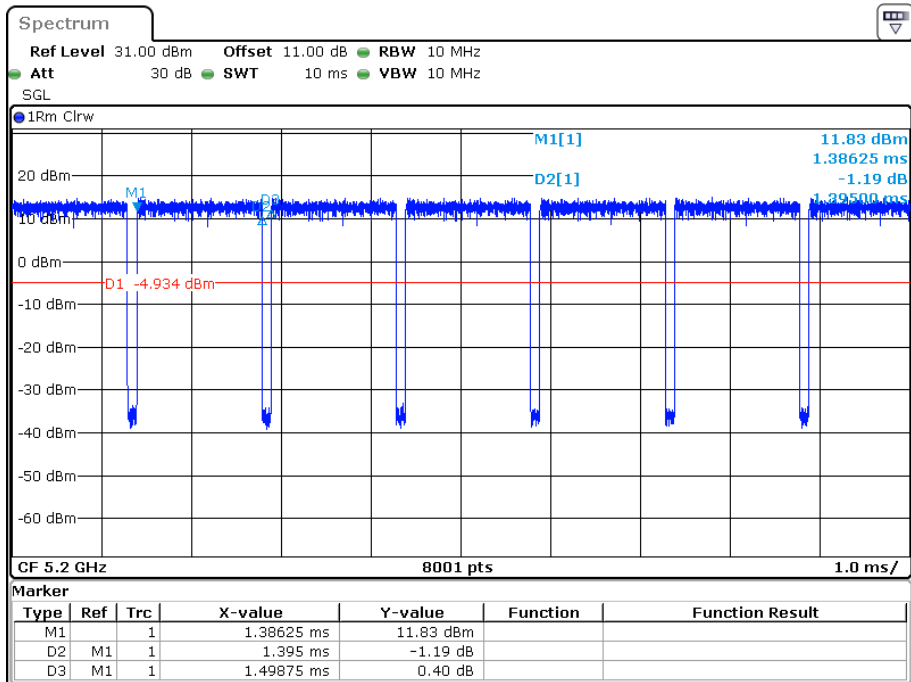
The power level was provided by the applicant.

### Duty cycle

For module: YL43455

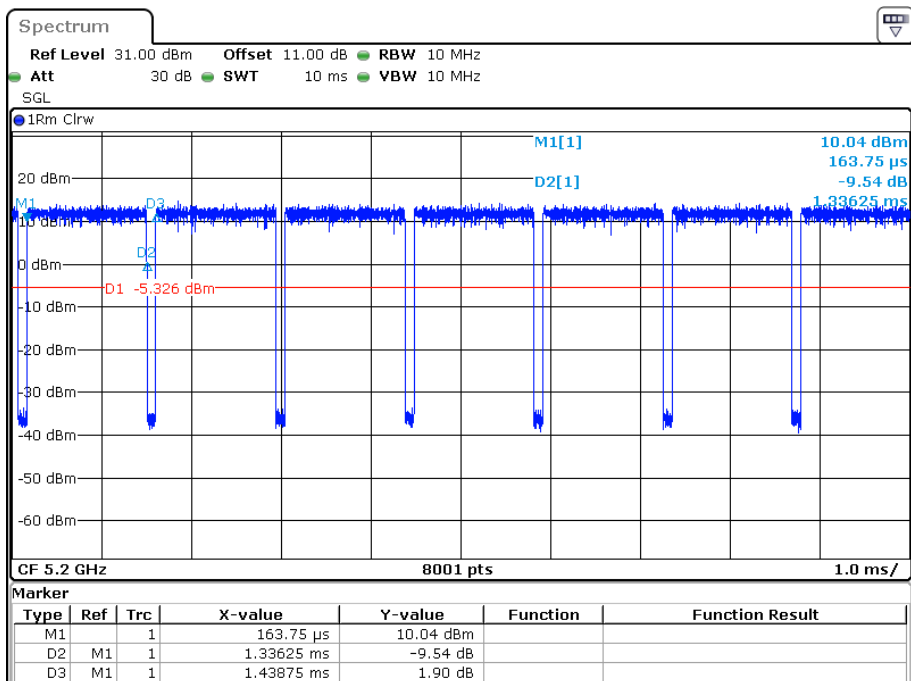
Mode	T <sub>on</sub> (ms)	T <sub>on+off</sub> (ms)	Duty Cycle(%)
802.11a	1.395000	1.498750	93.08
802.11n20	1.336250	1.438750	92.88
802.11n40	0.648750	0.751250	86.36
802.11ac20	1.316250	1.418750	92.78
802.11ac40	0.656250	0.758750	86.49
802.11ac80	0.323750	0.426250	75.95

### 802.11a mode



Date: 27.JUN.2022 21:18:47

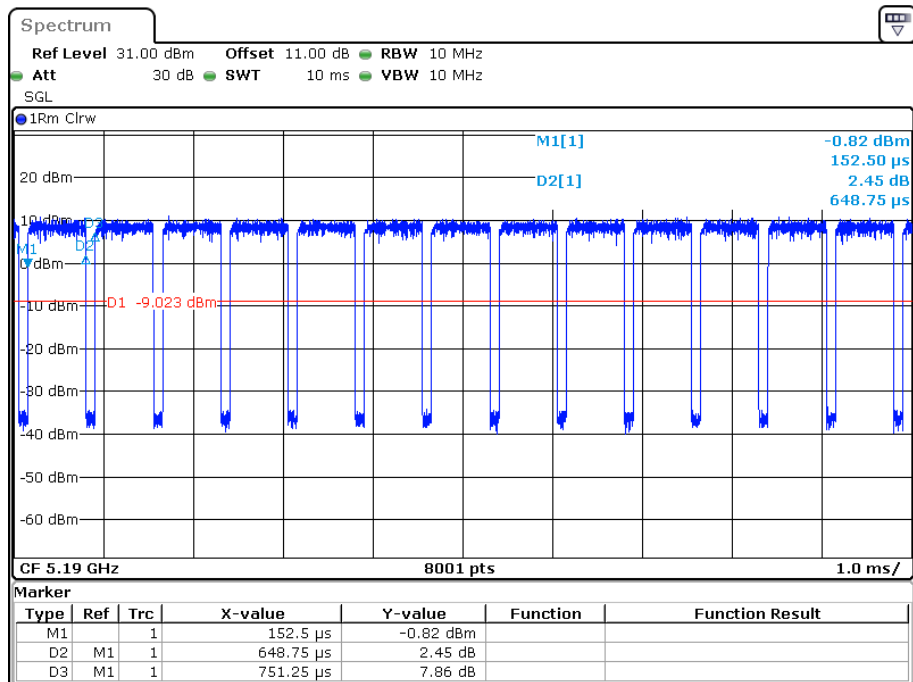
### 802.11n20 mode



Date: 27.JUN.2022 22:11:43

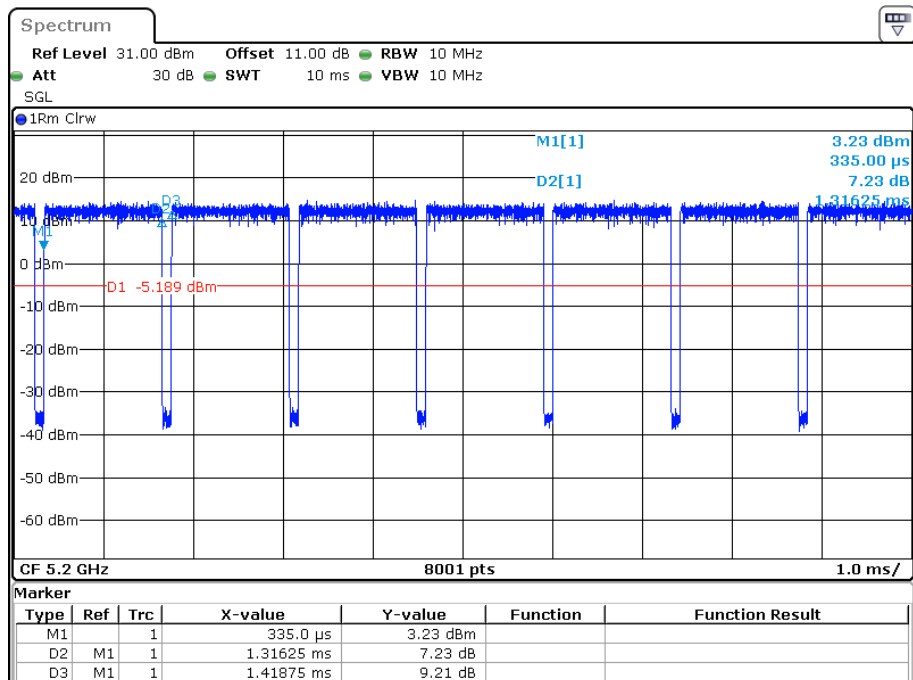


### 802.11n40 mode



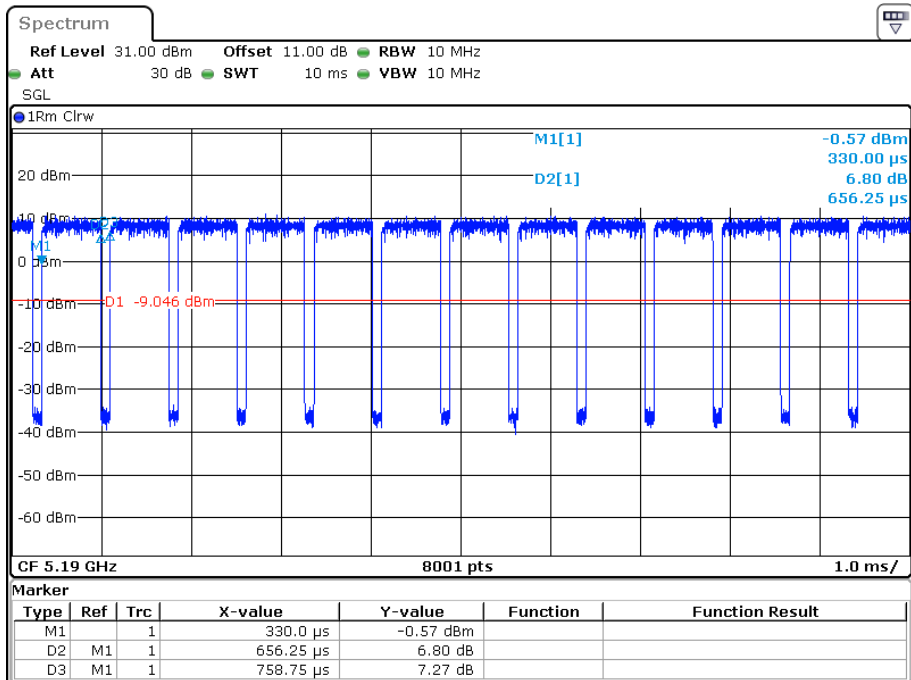
Date: 27.JUN.2022 23:19:28

### 802.11ac20 mode



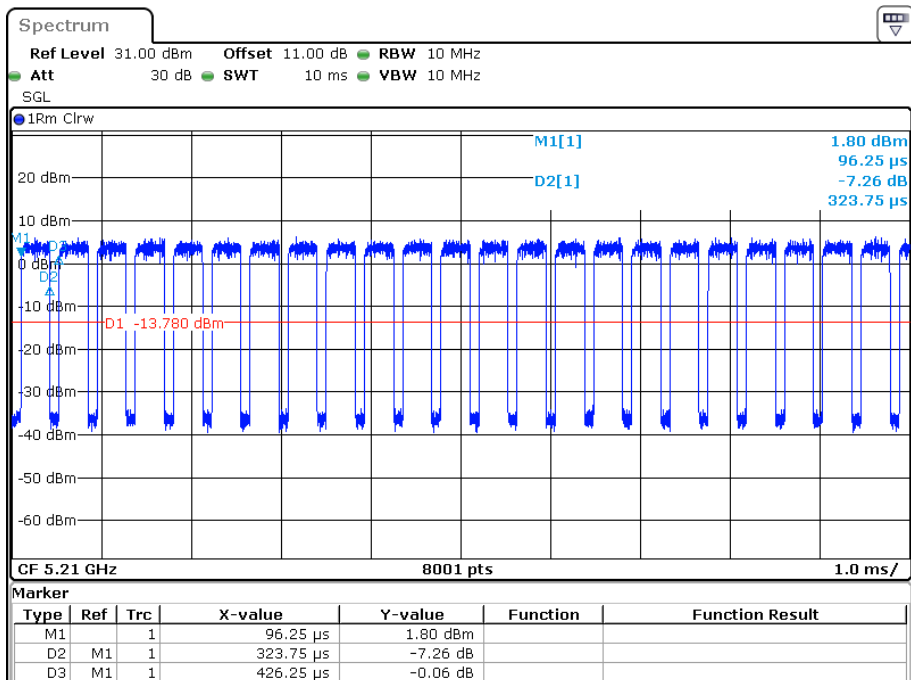
Date: 27.JUN.2022 22:46:07

### 802.11ac40 mode



Date: 27.JUN.2022 23:54:38

### 802.11ac80 Mode

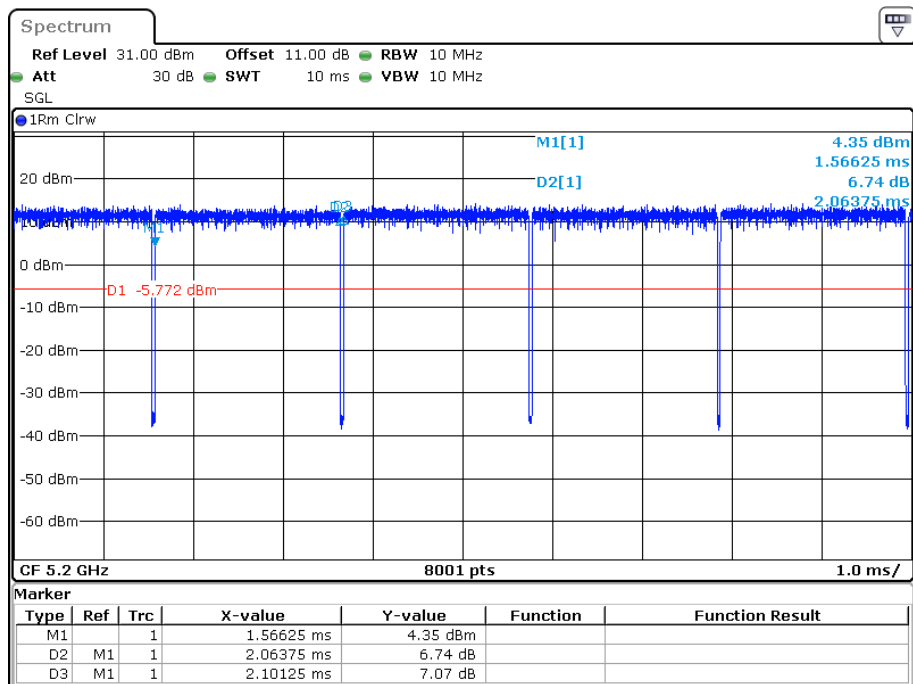


Date: 28.JUN.2022 00:18:25

For Wi-Fi module: D845

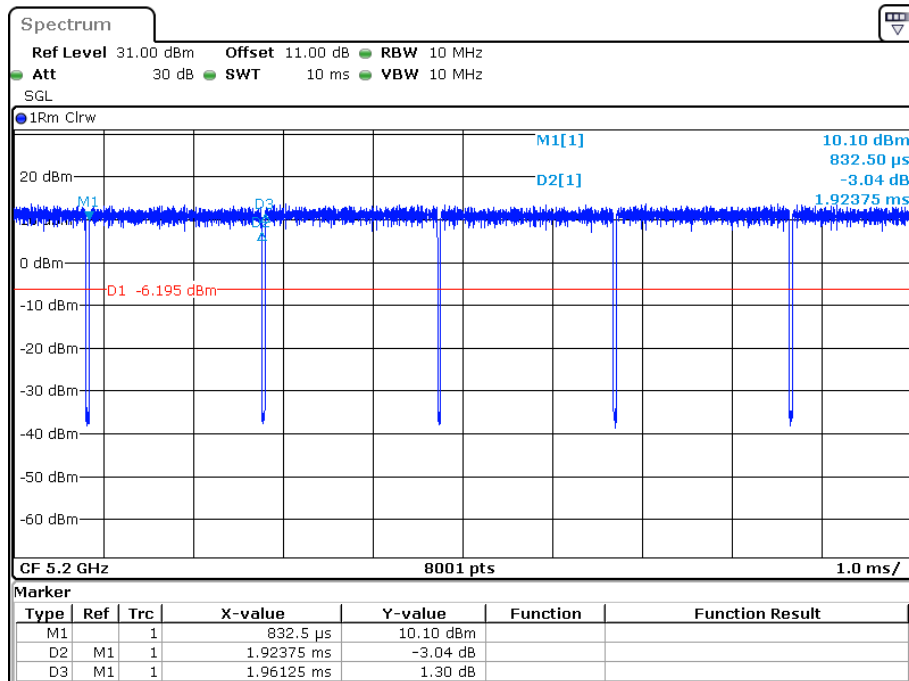
Mode	T <sub>on</sub> (ms)	T <sub>on+off</sub> (ms)	Duty Cycle(%)
802.11a	2.063750	2.101250	98.22
802.11n20	1.923750	1.961250	98.09
802.11n40	0.948750	0.985000	96.32
802.11ac20	1.931250	1.968750	98.10
802.11ac40	0.952500	0.990000	96.21
802.11ac80	0.463750	0.501250	92.52

802.11a mode



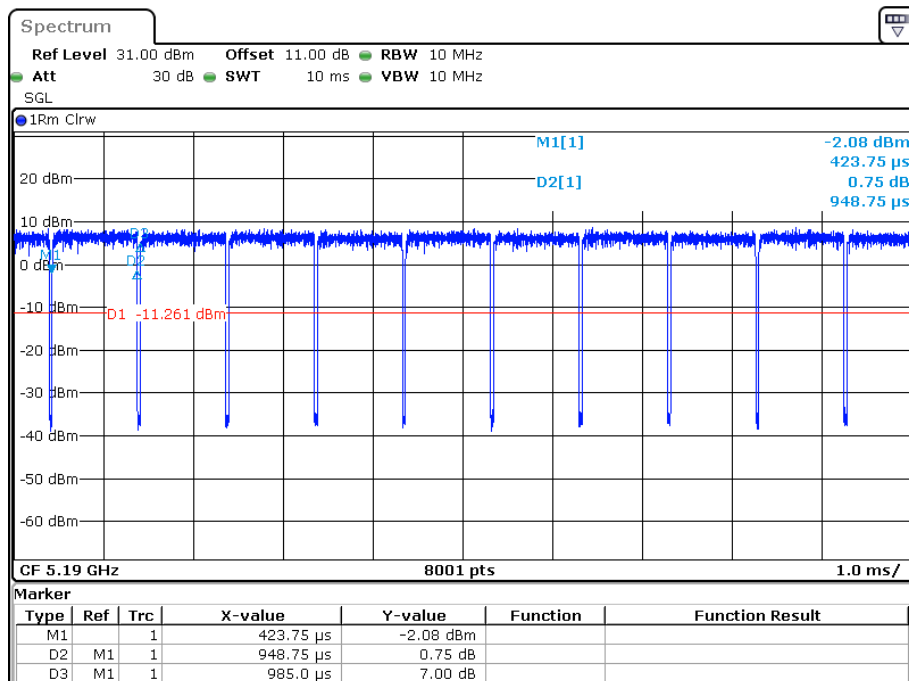
Date: 28.JUN.2022 20:58:40

### 802.11n20 mode



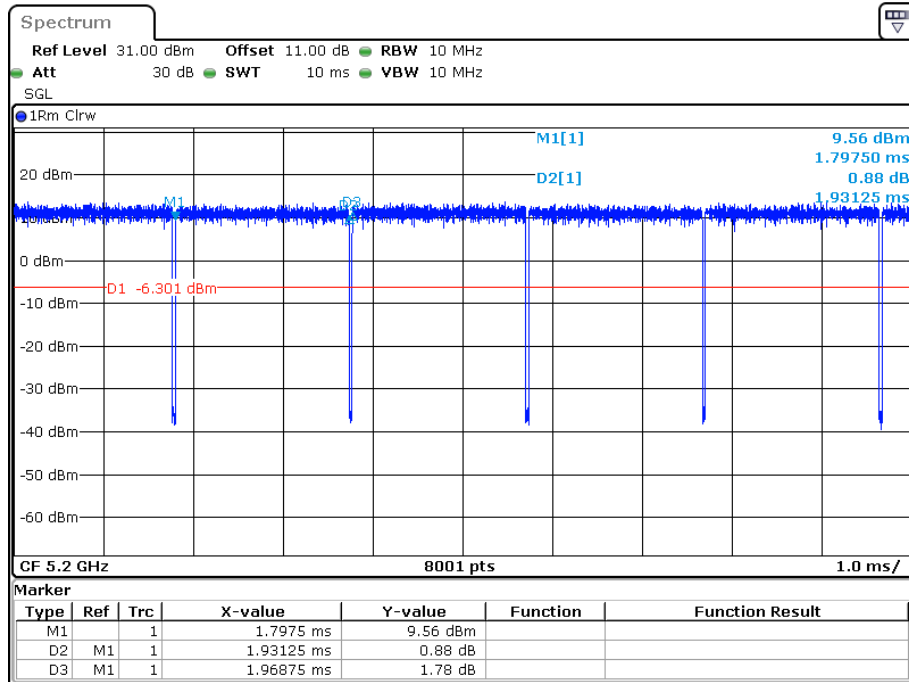
Date: 29.JUN.2022 00:06:49

### 802.11n40 mode



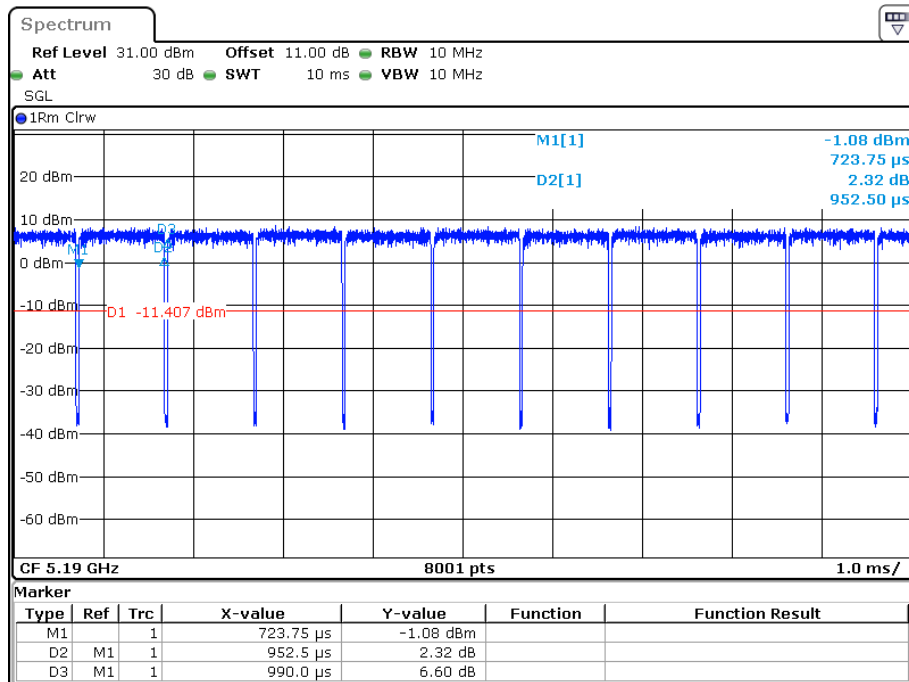
Date: 29.JUN.2022 00:28:16

### 802.11ac20 mode



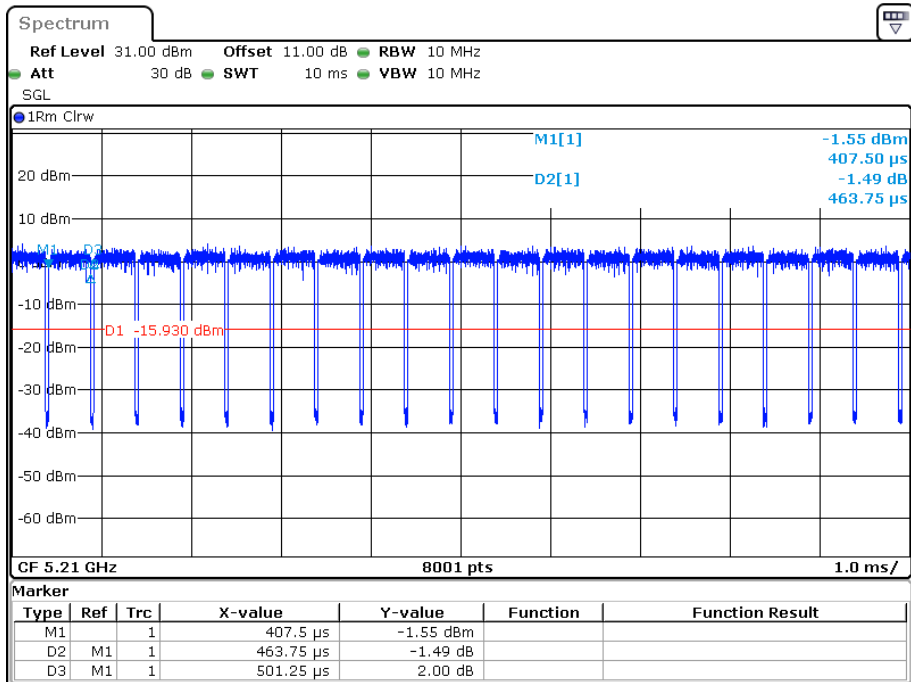
Date: 29.JUN.2022 19:43:13

### 802.11ac40 mode



Date: 30.JUN.2022 00:24:03

802.11ac80 Mode



Date: 30.JUN.2022 00:43:05

## Equipment Modifications

No modification was made to the EUT tested.

## Support Equipment List and Details

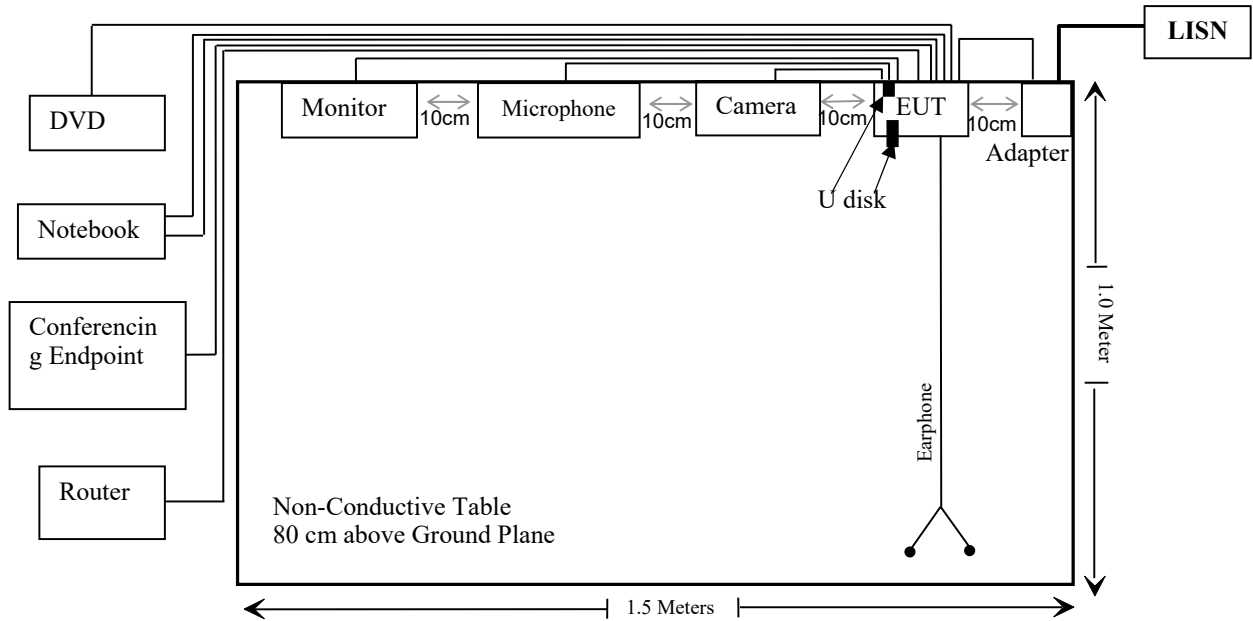
Manufacturer	Description	Model	Serial Number
DELL	NoteBook	Latitude E4710	PC201911252059
Unknown	U disk	Unknown	Unknown
YEALINK	Microphone	Unknown	Unknown
YEALINK	Camera	UVC84	Unknown
YEALINK	Conferencing Endpoint	A20	Unknown
DELL	Monitor	RVE A00	506250042400R
HUAWEI	Router	WS5100	A4933FEF1D01
SAST	DVD	SA-016	25113

## External I/O Cable

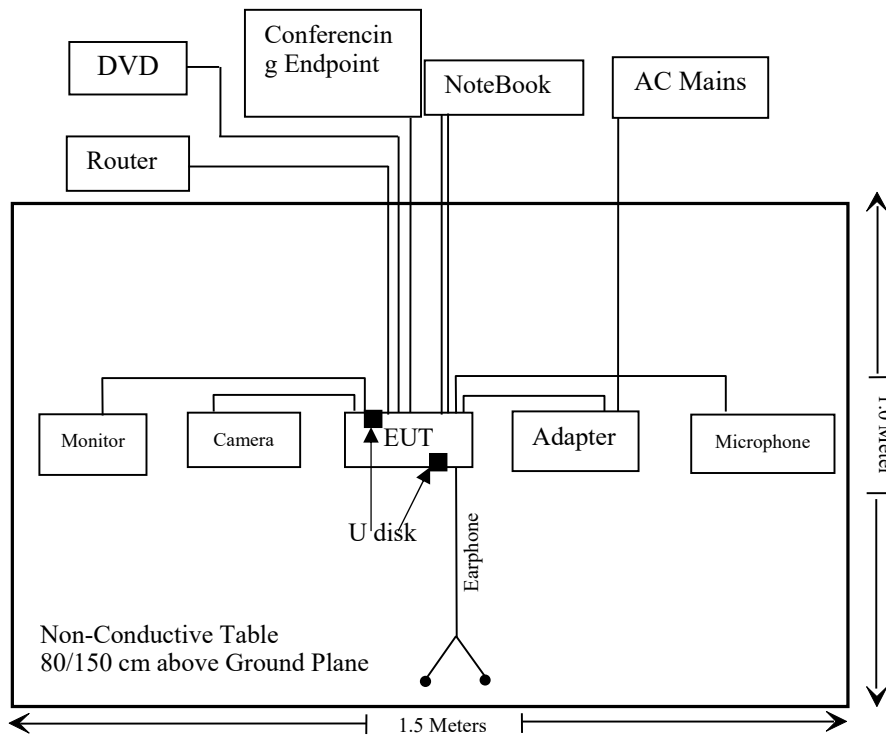
Cable Description	Length (m)	From Port	To
Un-shielded detachable AC cable	1.0	Adapter	LISN
Un-shielded Un-detachable DC cable	2.0	Adapter	EUT
Un-shielded detachable USB cable	8.0	EUT	NoteBook
Un-shielded detachable HDMI cable	5.0	EUT	NoteBook
Un-shielded detachable HDMI cable	5.0	EUT	DVD
Un-shielded detachable HDMI cable	5.0	EUT	Monitor
Unshielded detachable RJ45 cable	8.0	EUT	Camera
Un-shielded detachable RJ45 cable	8.0	EUT	Conferencing Endpoint
Un-shielded detachable RJ45 cable	8.0	EUT	Router
Un-shielded detachable RJ45 cable	8.0	EUT	Microphone

### Block Diagram of Test Setup

For conducted emission:



For Radiated Emissions:





## SUMMARY OF TEST RESULTS

FCC Rules	Description of Test	Result
§1.1307 (b) (3) & §2.1091	RF Exposure	Compliant
§15.203	Antenna Requirement	Compliant
§15.407(b)(9)& §15.207(a)	Conducted Emissions	Compliant
§15.205& §15.209 &§15.407(b)	Undesirable Emission& Restricted Bands	Compliant
§15.407(a) (e)	26 dB Emission Bandwidth& 6dB Bandwidth	Compliant
§15.407(a)	Conducted Transmitter Output Power	Compliant
§15.407 (a)	Power Spectral Density	Compliant
§15.407 (h)	Transmit Power Control (TPC)	Not Applicable
§15.407 (h)	Dynamic Frequency Selection (DFS)	Compliant

Not Applicable: the EUT has no TPC function which was declared by the applicant.

**TEST EQUIPMENT LIST**

Manufacturer	Description	Model	Serial Number	Calibration Date	Calibration Due Date
Conducted Emissions Test					
Rohde& Schwarz	EMI Test Receiver	ESCI	100784	2021/12/13	2022/12/12
Rohde & Schwarz	L.I.S.N.	ENV216	101314	2021/12/13	2022/12/12
Unknown	RF Coaxial Cable	No.17	N0350	2021/12/14	2022/12/13
Conducted Emission Test Software: e3 19821b (V9)					
Radiated Emissions Test					
Rohde& Schwarz	Test Receiver	ESR	102725	2021/12/13	2022/12/12
Rohde&Schwarz	Spectrum Analyzer	FSV40	101949	2021/12/13	2022/12/12
SONOMA INSTRUMENT	Amplifier	310 N	186131	2022/11/08	2023/11/07
A.H. Systems, inc.	Preamplifier	PAM-0118P	135	2021/11/09	2022/11/08
Quinstar	Amplifier	QLW-18405536-J0	15964001002	2021/11/11	2022/11/10
Schwarzbeck	Bilog Antenna	VULB9163	9163-323	2021/07/06	2024/07/05
Schwarzbeck	Horn Antenna	BBHA9120D	9120D-1067	2020/01/05	2023/01/04
Schwarzbeck	HORN ANTENNA	BBHA9170	9170-359	2020/01/05	2023/01/04
Radiated Emission Test Software: e3 19821b (V9)					
Unknown	RF Coaxial Cable	No.10	N050	2021/12/14	2022/12/13
Unknown	RF Coaxial Cable	No.11	N1000	2021/12/14	2022/12/13
Unknown	RF Coaxial Cable	No.12	N040	2021/12/14	2022/12/13
Unknown	RF Coaxial Cable	No.13	N300	2021/12/14	2022/12/13
Unknown	RF Coaxial Cable	No.14	N800	2021/12/14	2022/12/13
Unknown	RF Coaxial Cable	No.15	N600	2021/12/14	2022/12/13
Unknown	RF Coaxial Cable	No.16	N650	2021/12/14	2022/12/13
CD	Band Reject Filter	BRM-5.15/5.35g-45	075	2021/12/14	2022/12/13
CD	Band Reject Filter	BRM-5.47/5.725G-45	055	2021/12/14	2022/12/13
CD	Band Reject Filter	BRM-5.725/5.875G-45	065	2021/12/14	2022/12/13

Manufacturer	Description	Model	Serial Number	Calibration Date	Calibration Due Date
RF Conducted Test					
Tonscend	RF Control Unit	JS0806-2	19G8060182	2021/10/26	2022/10/25
Rohde&Schwarz	Spectrum Analyzer	FSV-40	101948	2021/12/13	2022/12/12
WEINSCHEL	10dB Attenuator	5324	AU 3842	2021/12/14	2022/12/13
Unknown	RF Cable	Unknown	2	Each time	/

\* **Statement of Traceability:** Shenzhen Accurate Technology Co., Ltd. attests that all calibrations have been performed in accordance to requirements that traceable to National Primary Standards and International System of Units (SI).

## **§1.1307 (b) (3) & §2.1091- RF EXPOSURE EVALUATION**

### **Applicable Standard**

According to subpart 15.247 (i) and subpart 2.1091 systems operating under the provisions of this section shall be operated in a manner that ensures the public is not exposed to RF energy level in excess of the communication guidelines.

According to KDB 447498 D04 Interim General RF Exposure Guidance

MPE-Based Exemption:

General frequency and separation-distance dependent MPE-based effective radiated power(ERP) thresholds are in Table B.1 [Table 1 of § 1.1307(b)(1)(i)(C)] to support an exemption from further evaluation from 300 kHz through 100 GHz.

Table 1 to § 1.1307(b)(3)(i)(C) - Single RF Sources Subject to Routine Environmental Evaluation

RF Source frequency (MHz)	Threshold ERP (watts)
0.3-1.34	$1,920 R^2$ .
1.34-30	$3,450 R^2/f^2$ .
30-300	$3.83 R^2$ .
300-1,500	$0.0128 R^2f$ .
1,500-100,000	$19.2R^2$ .

R is the minimum separation distance in meters  
f = frequency in MHz

**Result**

For worst case:

For Module YL43455:

Mode	Frequency (MHz)	Tune up conducted power	Antenna Gain		ERP		Evaluation Distance (m)	ERP Limit (W)
		(dBm)	(dBi)	(dBd)	(dBm)	(W)		
BT	2402-2480	8.5	4.61	2.46	10.96	0.012	0.2	0.768
BLE	2402-2480	3.0	4.61	2.46	5.46	0.004	0.2	0.768
2.4G Wi-Fi	2412-2462	19.0	4.61	2.46	21.46	0.140	0.2	0.768
5G Wi-Fi	5180-5240	15.0	2.47	0.32	15.32	0.034	0.2	0.768
	5260-5320	14.5	2.47	0.32	14.82	0.030	0.2	0.768
	5500-5700	10.0	2.47	0.32	10.32	0.011	0.2	0.768
	5745-5825	14.0	2.47	0.32	14.32	0.027	0.2	0.768

Note: 1. The tune up conducted power and antenna gain was declared by the applicant.

2. The BT/2.4GHz Wi-Fi/5GHz Wi-Fi cannot Simultaneous transmitting

For Module D845:

Mode	Frequency (MHz)	Tune up conducted power	Antenna Gain		ERP		Evaluation Distance (m)	ERP Limit (W)
		(dBm)	(dBi)	(dBd)	(dBm)	(W)		
2.4G Wi-Fi	2412-2462	22.0	4.61	2.46	24.46	0.279	0.2	0.768
5G Wi-Fi	5180-5240	18.0	2.47	0.32	18.32	0.068	0.2	0.768
	5260-5320	18.0	2.47	0.32	18.32	0.068	0.2	0.768
	5500-5700	16.0	2.47	0.32	16.32	0.043	0.2	0.768
	5745-5825	18.0	2.47	0.32	18.32	0.068	0.2	0.768

Note: 1. The tune up conducted power and antenna gain was declared by the applicant.

2. The 2.4GHz Wi-Fi/5GHz Wi-Fi cannot Simultaneous transmitting

Note: the Module YL43455 and Module D845 cannot transmit at same time.

To maintain compliance with the FCC's RF exposure guidelines, place the equipment at least 20cm from nearby persons.

**Result: Compliant.**

## FCC §15.203 – ANTENNA REQUIREMENT

### Applicable Standard

According to § 15.203, an intentional radiator shall be designed to ensure that no antenna other than that furnished by the responsible party shall be used with the device. The use of a permanently attached antenna or of an antenna that uses a unique coupling to the intentional radiator shall be considered sufficient to comply with the provisions of this section. The manufacturer may design the unit so that a broken antenna can be replaced by the user, but the user of a standard antenna jack or electrical connector is prohibited. The structure and application of the EUT were analyzed to determine compliance with section §15.203 of the rules. §15.203 state that the subject device must meet the following criteria:

- a. Antenna must be permanently attached to the unit.
- b. Antenna must use a unique type of connector to attach to the EUT.

Unit must be professionally installed, and installer shall be responsible for verifying that the correct antenna is employed with the unit.

And according to FCC 47 CFR section 15.407 (a), if the transmitting antennas of directional gain greater than 6dBi are used, the transmit power and power spectral density shall be reduced by the amount in dB that the directional gain of the antenna exceeds 6 dBi.

### Antenna Connector Construction

The EUT have three integral antenna which was permanently attached to the unit for Wi-Fi, one for module YL43455, two for module D845, both the antenna gain is 2.47dBi, please refer to the EUT photos.

ANT	Antenna Type	Antenna Gain	Impedance	Frequency Range
YL43455 Wi-Fi ANT	FPC	2.47dBi	50 Ω	5150-5850MHz
D845 Wi-Fi ANT0	FPC	2.47dBi	50 Ω	5150-5850MHz
D845 Wi-Fi ANT1	FPC	2.47dBi	50 Ω	5150-5850MHz

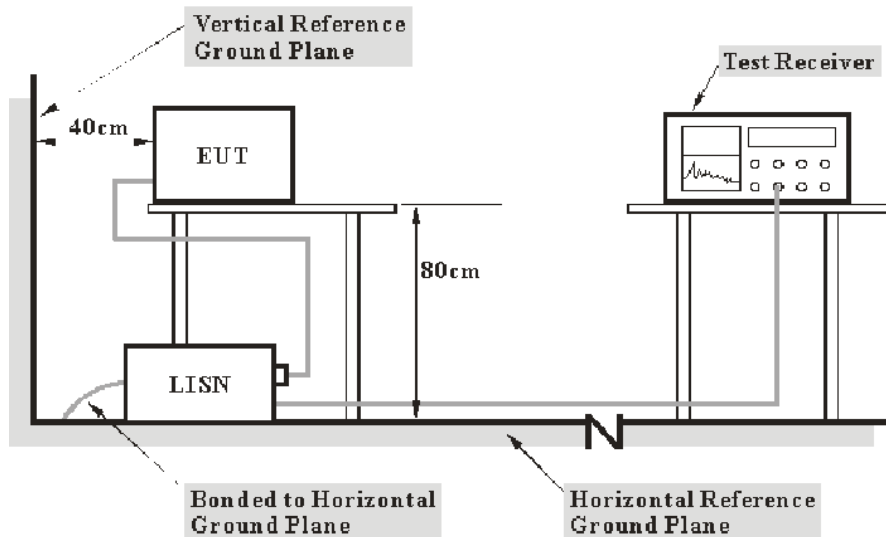
**Result:** Compliant.

**FCC §15.407 (b) (6) §15.207 (a) – CONDUCTED EMISSIONS**

**Applicable Standard**

FCC §15.207, §15.407(b) (6)

**EUT Setup**



- Note: 1. Support units were connected to second LISN.  
 2. Both of LISNs (AMN) 80 cm from EUT and at the least 80 cm from other units and other metal planes support units.

The setup of EUT is according with per ANSI C63.10-2013 measurement procedure. The specification used was with the FCC Part 15.207 limits.

The spacing between the peripherals was 10cm.

**EMI Test Receiver Setup**

The EMI test receiver was set to investigate the spectrum from 150 kHz to 30MHz.

During the conducted emission test, the EMI test receiver was set with the following configurations:

Frequency Range	IF B/W
150 kHz – 30MHz	9 kHz

**Test Procedure**

During the conducted emission test, the adapter was connected to the LISN.

Maximizing procedure was performed on the six (6) highest emissions of the EUT.

All data was recorded in the Quasi-peak and Average detection mode.

## Transd Factor & Margin Calculation

The Transd factor is calculated by adding LISN VDF (Voltage Division Factor) and Cable Loss. The basic equation is as follows:

$$\text{Factor} = \text{LISN VDF} + \text{Cable Loss}$$

The “**Over limit**” column of the following data tables indicates the degree of compliance with the applicable limit. For example, an Over limit of -7dB means the emission is 7 dB below the limit. The equation for calculation is as follows:

$$\begin{aligned}\text{Over Limit} &= \text{Level} - \text{Limit} \\ \text{Level} &= \text{Read Level} + \text{Factor}\end{aligned}$$

## Test Data

### Environmental Conditions

<b>Temperature:</b>	24°C
<b>Relative Humidity:</b>	50%
<b>ATM Pressure:</b>	101.0 kPa

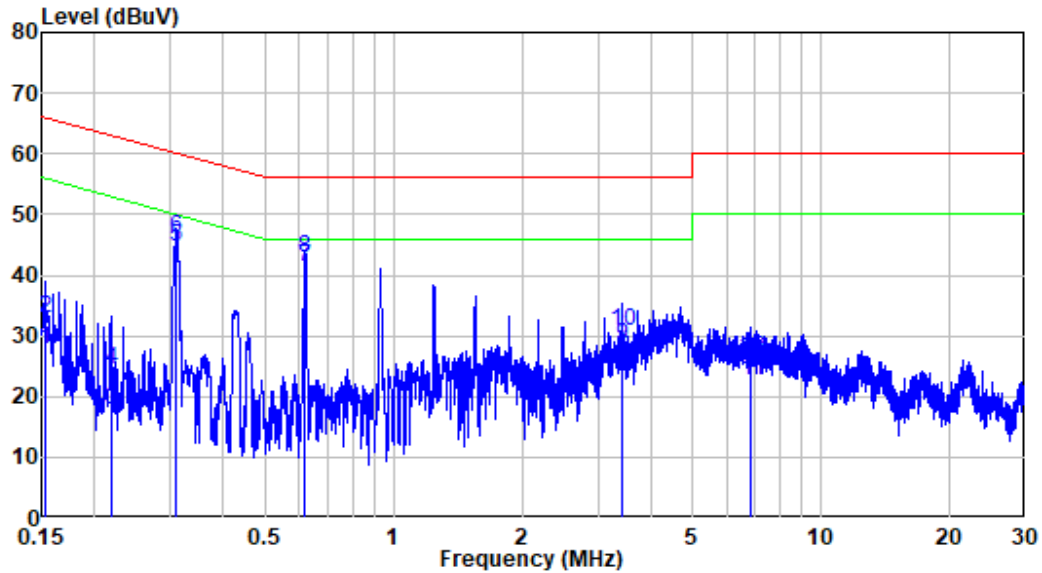
*The testing was performed by JasonLiu On 2022-11-09.*

*EUT operation mode: Transmitting (worst case is 802.11a, 5180MHz)*



For module: YL43455

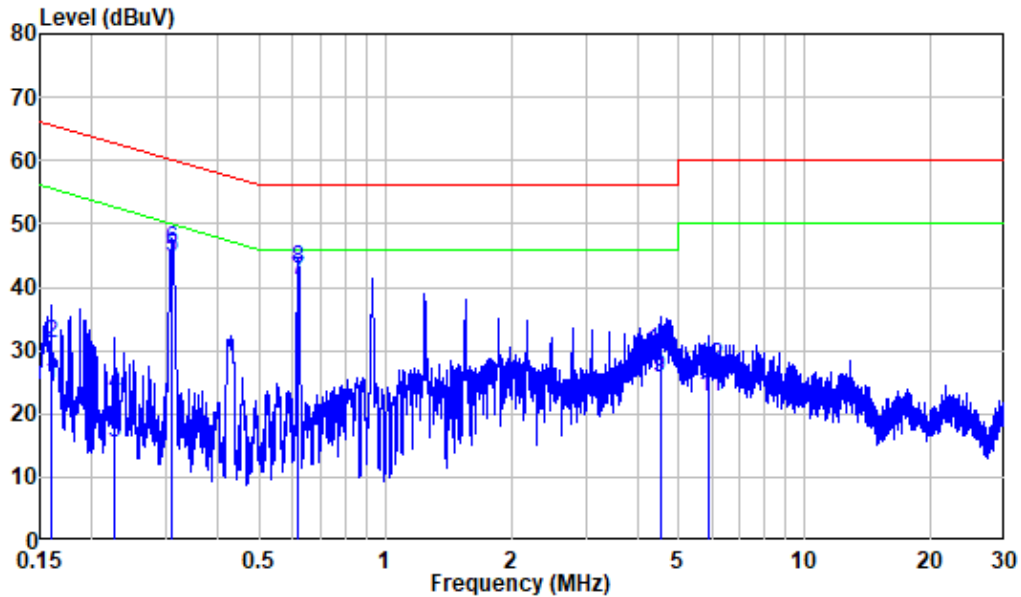
AC 120V/60 Hz, Line:



Site : Shielding Room  
 Condition: Line  
 Job No. : SZNS220511-19758E-RF  
 Mode : 5G WIFI  
 Power : AC 120V 60Hz

	Freq	Factor	Read Level	Level	Limit Line	Over Limit	Remark
	MHz	dB	dBuV	dBuV	dBuV	dB	
1	0.153	9.80	17.83	27.63	55.86	-28.23	Average
2	0.153	9.80	23.26	33.06	65.86	-32.80	QP
3	0.218	9.80	8.05	17.85	52.90	-35.05	Average
4	0.218	9.80	14.58	24.38	62.90	-38.52	QP
5	0.310	9.80	34.99	44.79	49.97	-5.18	Average
6	0.310	9.80	36.53	46.33	59.97	-13.64	QP
7	0.621	9.81	31.45	41.26	46.00	-4.74	Average
8	0.621	9.81	33.19	43.00	56.00	-13.00	QP
9	3.413	9.83	18.54	28.37	46.00	-17.63	Average
10	3.413	9.83	20.91	30.74	56.00	-25.26	QP
11	6.868	9.87	12.87	22.74	50.00	-27.26	Average
12	6.868	9.87	16.38	26.25	60.00	-33.75	QP

**AC 120V/60 Hz, Neutral:**

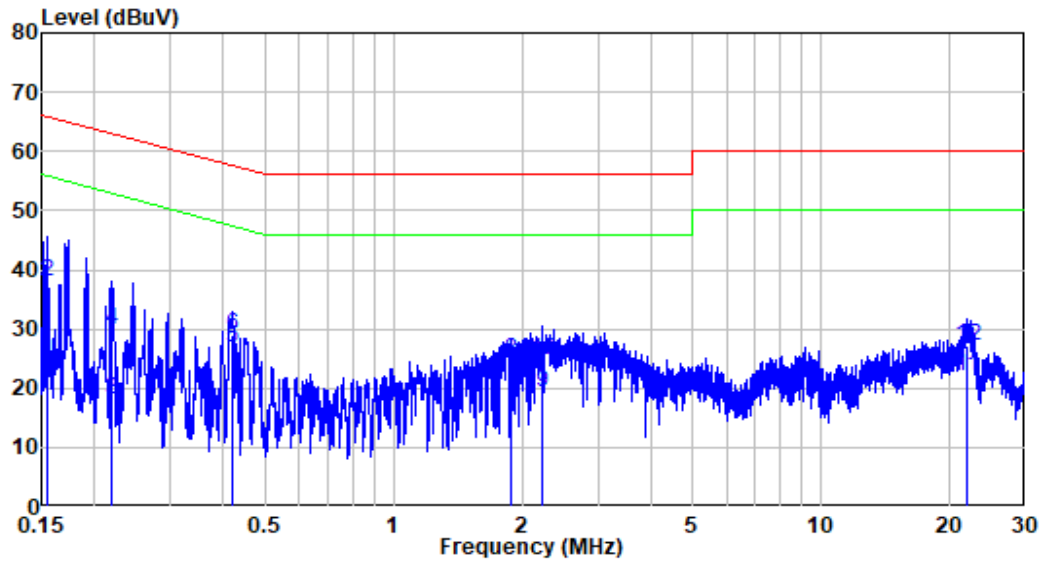


Site : Shielding Room  
 Condition: Neutral  
 Job No. : SZNS220511-19758E-RF  
 Mode : 5G WIFI  
 Power : AC 120V 60Hz

	Freq	Factor	Read Level	Level	Limit Line	Over Limit	Remark
	MHz	dB	dBuV	dBuV	dBuV	dB	
1	0.160	9.80	14.96	24.76	55.46	-30.70	Average
2	0.160	9.80	21.25	31.05	65.46	-34.41	QP
3	0.227	9.80	5.60	15.40	52.57	-37.17	Average
4	0.227	9.80	13.15	22.95	62.57	-39.62	QP
5	0.310	9.80	34.74	44.54	49.97	-5.43	Average
6	0.310	9.80	36.21	46.01	59.97	-13.96	QP
7	0.619	9.81	31.18	40.99	46.00	-5.01	Average
8	0.619	9.81	32.97	42.78	56.00	-13.22	QP
9	4.516	9.87	15.76	25.63	46.00	-20.37	Average
10	4.516	9.87	19.92	29.79	56.00	-26.21	QP
11	5.918	9.93	12.60	22.53	50.00	-27.47	Average
12	5.918	9.93	17.53	27.46	60.00	-32.54	QP

For module: D845

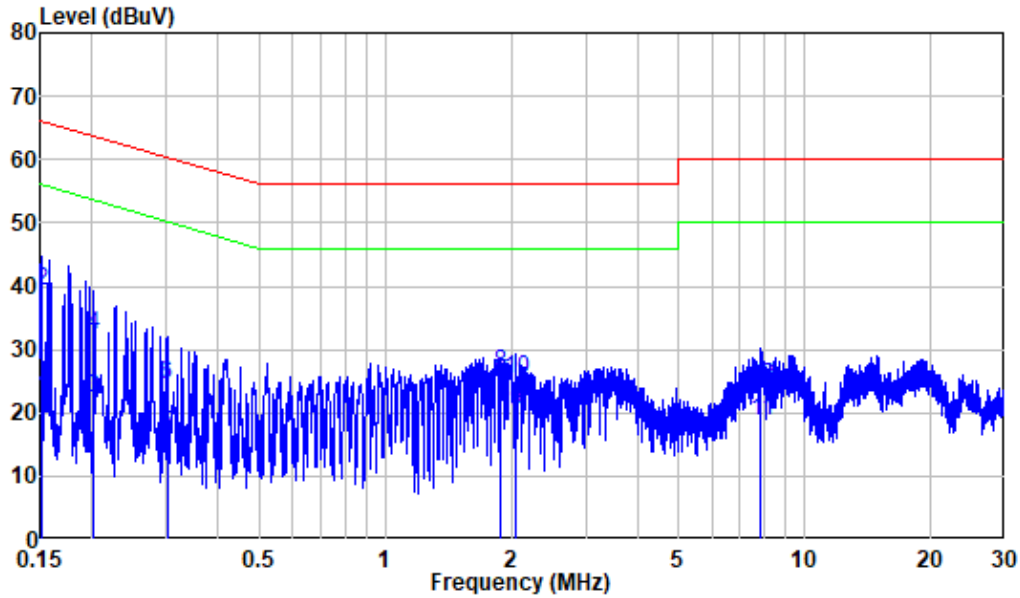
AC 120V/60 Hz, Line:



Site : Shielding Room  
 Condition: Line  
 Job No. : SZNS220511-19758E-RF  
 Mode : 5G WIFI  
 Power : AC 120V 60Hz

	Freq	Factor	Read Level	Level	Limit Line	Over Limit	Remark
	MHz	dB	dBuV	dBuV	dBuV	dB	
1	0.155	9.80	14.63	24.43	55.72	-31.29	Average
2	0.155	9.80	28.24	38.04	65.72	-27.68	QP
3	0.218	9.80	8.32	18.12	52.90	-34.78	Average
4	0.218	9.80	20.06	29.86	62.90	-33.04	QP
5	0.421	9.80	17.02	26.82	47.44	-20.62	Average
6	0.421	9.80	19.23	29.03	57.44	-28.41	QP
7	1.882	9.82	12.31	22.13	46.00	-23.87	Average
8	1.882	9.82	14.88	24.70	56.00	-31.30	QP
9	2.234	9.82	9.49	19.31	46.00	-26.69	Average
10	2.234	9.82	14.80	24.62	56.00	-31.38	QP
11	21.917	10.02	12.14	22.16	50.00	-27.84	Average
12	21.917	10.02	17.24	27.26	60.00	-32.74	QP

**AC 120V/60 Hz, Neutral:**



Site : Shielding Room  
 Condition: Neutral  
 Job No. : SZNS220511-19758E-RF  
 Mode : 5G WIFI  
 Power : AC 120V 60Hz

	Freq	Factor	Read Level	Level	Limit Line	Over Limit	Remark
	MHz	dB	dBuV	dBuV	dBuV	dB	
1	0.151	9.80	12.50	22.30	55.94	-33.64	Average
2	0.151	9.80	29.30	39.10	65.94	-26.84	QP
3	0.202	9.80	12.61	22.41	53.54	-31.13	Average
4	0.202	9.80	22.63	32.43	63.54	-31.11	QP
5	0.301	9.80	6.88	16.68	50.20	-33.52	Average
6	0.301	9.80	14.57	24.37	60.20	-35.83	QP
7	1.878	9.82	14.90	24.72	46.00	-21.28	Average
8	1.878	9.82	16.59	26.41	56.00	-29.59	QP
9	2.047	9.82	10.30	20.12	46.00	-25.88	Average
10	2.047	9.82	15.47	25.29	56.00	-30.71	QP
11	7.857	9.98	8.79	18.77	50.00	-31.23	Average
12	7.857	9.98	14.18	24.16	60.00	-35.84	QP

## §15.205& §15.209&§15.407(B)– UNDESIRABLE EMISSION

### Applicable Standard

FCC §15.407 (b); §15.209;§15.205;

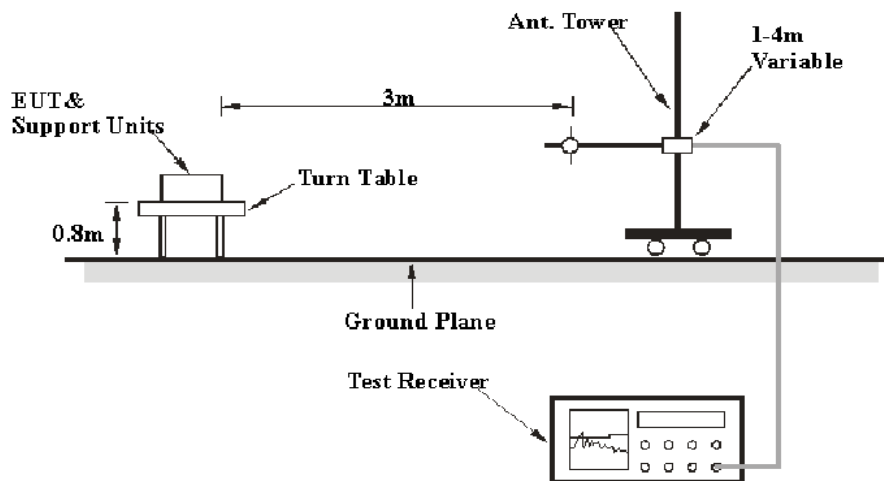
(b) Undesirable emission limits. Except as shown in paragraph (b)(7) of this section, the maximum emissions outside of the frequency bands of operation shall be attenuated in accordance with the following limits:

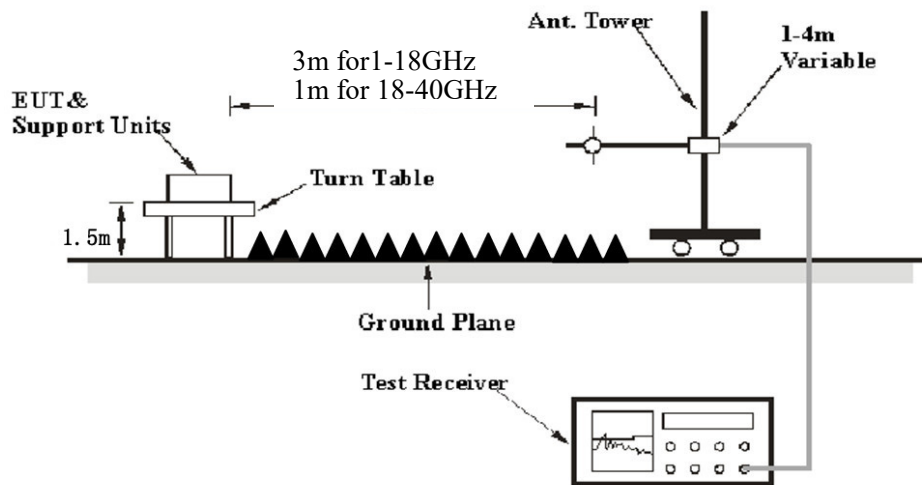
- (1) For transmitters operating in the 5.15-5.25 GHz band: All emissions outside of the 5.15-5.35 GHz band shall not exceed an e.i.r.p. of  $-27$  dBm/MHz.
- (2) For transmitters operating in the 5.25-5.35 GHz band: All emissions outside of the 5.15-5.35 GHz band shall not exceed an e.i.r.p. of  $-27$  dBm/MHz.
- (3) For transmitters operating in the 5.47-5.725 GHz band: All emissions outside of the 5.47-5.725 GHz band shall not exceed an e.i.r.p. of  $-27$  dBm/MHz.
- (4) For transmitters operating in the 5.725-5.85 GHz band:
  - (i) All emissions shall be limited to a level of  $-27$  dBm/MHz at 75 MHz or more above or below the band edge increasing linearly to 10 dBm/MHz at 25 MHz above or below the band edge, and from 25 MHz above or below the band edge increasing linearly to a level of 15.6 dBm/MHz at 5 MHz above or below the band edge, and from 5 MHz above or below the band edge increasing linearly to a level of 27 dBm/MHz at the band edge.

Unwanted emissions below 1 GHz must comply with the general field strength limits set forth in §15.209.

### EUT Setup

#### Below 1 GHz:



**Above 1GHz:**

The setup of EUT is according with per ANSI C63.10-2013 measurement procedure. The specification used was with the FCC 15.209 and FCC 15.407 limits.

The external I/O cables were draped along the test table and formed a bundle 30 to 40cm long in the middle.

**EMI Test Receiver & Spectrum Analyzer Setup**

The system was investigated from 30 MHz to 40 GHz.

During the radiated emission test, the EMI test receiver & Spectrum Analyzer Setup were set with the following configurations:

Frequency Range	RBW	Video B/W	IF B/W	Measurement
30MHz – 1000 MHz	100 kHz	300 kHz	120kHz	QP
Above 1 GHz	1MHz	3 MHz	/	PK
	1MHz	10 Hz <sup>Note 1</sup>	/	Average
	1MHz	> 1/T <sup>Note 2</sup>	/	Average

Note 1: when duty cycle is no less than 98%

Note 2: when duty cycle is less than 98%

**Test Procedure****Radiated Spurious Emission**

During the radiated emission test, the adapter was connected to the AC floor outlet.

Maximizing procedure was performed on the highest emissions to ensure that the EUT complied with all the installation combinations.

Data was recorded in Quasi-peak detection mode for frequency range of 30 MHz-1GHz, peak and Average detection modes for frequencies above 1GHz.

According to ANSI C63.10-2013,9.4: For field strength measurements made at other than the distance at which the applicable limit is specified, extrapolate the measured field strength to the field strength at the distance specified by the limit using an inverse distance correction factor (20 dB/decade of distance). In some cases, a different distance correction factor may be required;

$$E_{\text{SpecLimit}} = E_{\text{Meas}} + 20 \log \left( \frac{d_{\text{Meas}}}{d_{\text{SpecLimit}}} \right)$$

where

$E_{\text{SpecLimit}}$	is the field strength of the emission at the distance specified by the limit, in dB $\mu$ V/m
$E_{\text{Meas}}$	is the field strength of the emission at the measurement distance, in dB $\mu$ V/m
$d_{\text{Meas}}$	is the measurement distance, in m
$d_{\text{SpecLimit}}$	is the distance specified by the limit, in m

So the extrapolation factor of 1m is  $20 \cdot \log(1/3) = -9.5$  dB, for 18-40GHz range, the limit of 1m distance was added by 9.5dB from limit of 3m to compared with the result measurement at 1m distance.

### Factor & Margin Calculation

The Factor is calculated by adding the Antenna Factor and Cable Loss, and subtracting the Amplifier Gain. The basic equation is as follows:

$$\text{Factor} = \text{Antenna Factor} + \text{Cable Loss} - \text{Amplifier Gain}$$

The “**Over Limit/Margin**” column of the following data tables indicates the degree of compliance with the applicable limit. For example, an Over Limit/margin of -7dB means the emission is 7dB below the limit. The equation for calculation is as follows:

$$\begin{aligned} \text{Over Limit/Margin} &= \text{Level} / \text{Corrected Amplitude} - \text{Limit} \\ \text{Level} / \text{Corrected Amplitude} &= \text{Read Level} + \text{Factor} \end{aligned}$$

### Test Data

#### Environmental Conditions

<b>Temperature:</b>	25~26.8°C
<b>Relative Humidity:</b>	52~60%
<b>ATM Pressure:</b>	101.2 kPa

*The testing was performed by Level Li on 2022-11-09 for below 1GHz, 2022-06-07 to 2022-06-17 for above 1GHz.*

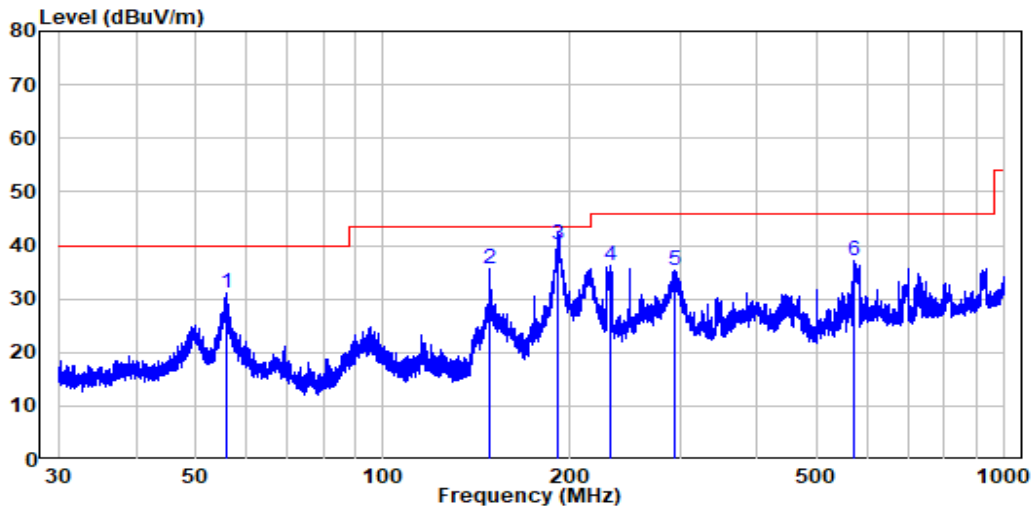
*EUT operation mode: Transmitting (Pre-scan in the X,Y and Z axes of orientation, the worst case X-axes of orientation was recorded)*

For module: YL43455

**30 MHz – 1 GHz:** (worst case is 802.11a, 5180MHz)

Note: When the test result of peak was less than the limit of QP more than 6dB, just peak value were recorded.

Horizontal

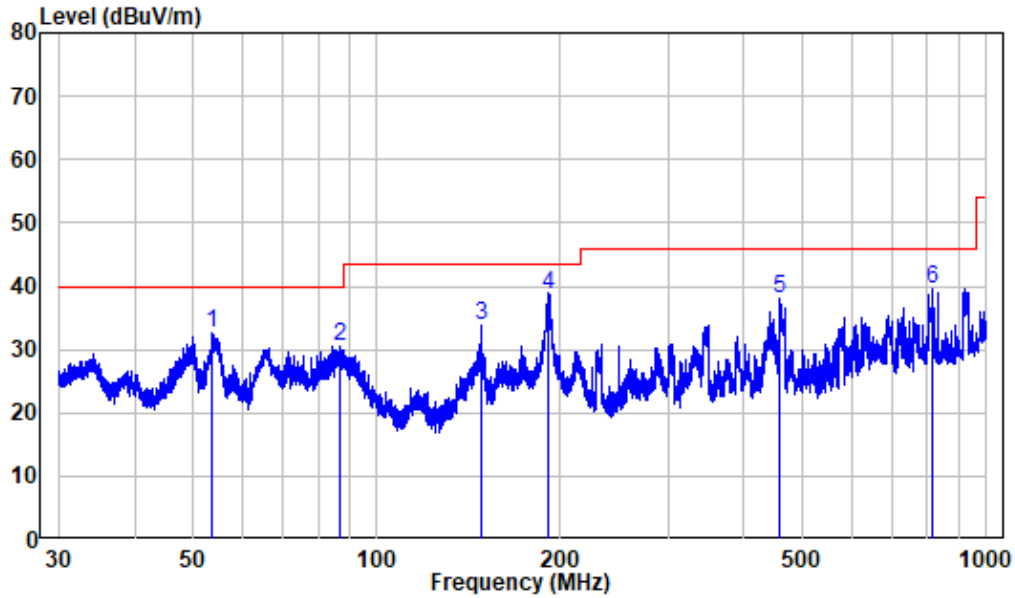


Site : chamber  
 Condition: 3m HORIZONTAL  
 Job No. : SZNS220511-19758E-RF  
 Test Mode: 5G WIFI

	Read	Limit	Over				
Freq	Level	Line	Limit	Remark			
Factor	dB/m	dBuV	dBuV/m	dB			
1	56.001	-10.18	41.22	31.04	40.00	-8.96	Peak
2	148.506	-15.35	50.94	35.59	43.50	-7.91	Peak
3	190.990	-11.41	51.69	40.28	43.50	-3.22	QP
4	232.532	-11.03	47.14	36.11	46.00	-9.89	Peak
5	295.018	-9.27	44.63	35.36	46.00	-10.64	Peak
6	573.368	-3.82	40.93	37.11	46.00	-8.89	Peak



Vertical



Site : chamber  
 Condition: 3m VERTICAL  
 Job No. : SZNS220511-19758E-RF  
 Test Mode: 5G WIFI

	Freq	Factor	Read Level	Level	Limit Line	Over Limit	Remark
	MHz	dB/m	dBuV	dBuV/m	dBuV/m	dB	
1	53.670	-10.28	42.89	32.61	40.00	-7.39	Peak
2	86.655	-14.99	45.52	30.53	40.00	-9.47	Peak
3	148.506	-15.35	49.09	33.74	43.50	-9.76	Peak
4	191.158	-11.39	50.00	38.61	43.50	-4.89	QP
5	459.114	-5.43	43.37	37.94	46.00	-8.06	Peak
6	816.684	-0.14	39.77	39.63	46.00	-6.37	Peak

**Above 1GHz:****5150-5250 MHz:**

Frequency (MHz)	Receiver		Turntable Angle Degree	Rx Antenna		Factor (dB/m)	Absolute Level (dBμV/m)	Limit (dBμV/m)	Margin (dB)
	Reading (dBμV)	PK/Ave		Height (m)	Polar (H/V)				
802.11a									
5180 MHz									
4500	62.80	PK	93	1.7	H	-4.72	58.08	74	-15.92
4500	50.13	AV	93	1.7	H	-4.72	45.41	54	-8.59
4500	62.71	PK	270	1.5	V	-4.72	57.99	74	-16.01
4500	50.04	AV	270	1.5	V	-4.72	45.32	54	-8.68
5150	70.79	PK	232	1.8	H	-2.73	68.06	74	-5.94
5150	55.12	AV	232	1.8	H	-2.73	52.39	54	-1.61
5150	69.15	PK	347	1.2	V	-2.73	66.42	74	-7.58
5150	54.41	AV	347	1.2	V	-2.73	51.68	54	-2.32
10360	41.19	PK	130	1.2	H	8.12	49.31	68.2	-18.89
10360	41.40	PK	311	1.2	V	8.12	49.52	68.2	-18.68
5200 MHz									
10400	41.19	PK	312	1.4	H	8.24	49.43	68.2	-18.77
10400	41.50	PK	219	1.4	V	8.24	49.74	68.2	-18.46
5240 MHz									
5350	64.74	PK	291	1.1	H	-2.33	62.41	74	-11.59
5350	50.88	AV	291	1.1	H	-2.33	48.55	54	-5.45
5350	64.61	PK	277	1.7	V	-2.33	62.28	74	-11.72
5350	50.84	AV	277	1.7	V	-2.33	48.51	54	-5.49
5460	63.48	PK	36	1.1	H	-2.26	61.22	74	-12.78
5460	50.96	AV	36	1.1	H	-2.26	48.70	54	-5.30
5460	63.37	PK	200	2.4	V	-2.26	61.11	74	-12.89
5460	50.91	AV	200	2.4	V	-2.26	48.65	54	-5.35
10480	40.88	PK	66	1.4	H	8.56	49.44	68.2	-18.76
10480	41.06	PK	126	1.4	V	8.56	49.62	68.2	-18.58

Frequency (MHz)	Receiver		Turntable Angle Degree	Rx Antenna		Factor (dB/m)	Absolute Level (dB $\mu$ V/m)	Limit (dB $\mu$ V/m)	Margin (dB)
	Reading (dB $\mu$ V)	PK/Ave		Height (m)	Polar (H/V)				
802.11n20									
5180 MHZ									
4500	62.69	PK	88	1.5	H	-4.72	57.97	74	-16.03
4500	50.23	AV	88	1.5	H	-4.72	45.51	54	-8.49
4500	62.60	PK	28	1.3	V	-4.72	57.88	74	-16.12
4500	50.15	AV	28	1.3	V	-4.72	45.43	54	-8.57
5150	69.74	PK	306	1.8	H	-2.73	67.01	74	-6.99
5150	53.29	AV	306	1.8	H	-2.73	50.56	54	-3.44
5150	65.65	PK	311	1.6	V	-2.73	62.92	74	-11.08
5150	52.27	AV	311	1.6	V	-2.73	49.54	54	-4.46
10360	41.16	PK	153	1.1	H	8.12	49.28	68.2	-18.92
10360	41.34	PK	304	1.1	V	8.12	49.46	68.2	-18.74
5200 MHZ									
10400	41.35	PK	304	1.9	H	8.24	49.59	68.2	-18.61
10400	41.56	PK	63	1.9	V	8.24	49.8	68.2	-18.40
5240 MHZ									
5350	64.56	PK	232	1.1	H	-2.33	62.23	74	-11.77
5350	50.91	AV	232	1.1	H	-2.33	48.58	54	-5.42
5350	64.44	PK	304	1.8	V	-2.33	62.11	74	-11.89
5350	50.83	AV	304	1.8	V	-2.33	48.50	54	-5.50
5460	63.28	PK	61	2.3	H	-2.26	61.02	74	-12.98
5460	50.86	AV	61	2.3	H	-2.26	48.60	54	-5.40
5460	63.19	PK	248	1.6	V	-2.26	60.93	74	-13.07
5460	50.78	AV	248	1.6	V	-2.26	48.52	54	-5.48
10480	40.88	PK	212	1.9	H	8.56	49.44	68.2	-18.76
10480	41.05	PK	139	1.9	V	8.56	49.61	68.2	-18.59

Frequency (MHz)	Receiver		Turntable Angle Degree	Rx Antenna		Factor (dB/m)	Absolute Level (dBμV/m)	Limit (dBμV/m)	Margin (dB)
	Reading (dBμV)	PK/Ave		Height (m)	Polar (H/V)				
802.11N40									
5190 MHz									
4500	62.92	PK	136	1.3	H	-4.72	58.20	74	-15.80
4500	50.47	AV	136	1.3	H	-4.72	45.75	54	-8.25
4500	62.81	PK	20	1.5	V	-4.72	58.09	74	-15.91
4500	50.42	AV	20	1.5	V	-4.72	45.70	54	-8.30
5150	67.72	PK	35	2.3	H	-2.73	64.99	74	-9.01
5150	54.75	AV	35	2.3	H	-2.73	52.02	54	-1.98
5150	65.77	PK	191	1.2	V	-2.73	63.04	74	-10.96
5150	53.71	AV	191	1.2	V	-2.73	50.98	54	-3.02
10380	40.66	PK	341	1.3	H	8.18	48.84	68.2	-19.36
10380	40.85	PK	150	1.3	V	8.18	49.03	68.2	-19.17
5230 MHz									
5350	64.64	PK	14	1.8	H	-2.33	62.31	74	-11.69
5350	51.25	AV	14	1.8	H	-2.33	48.92	54	-5.08
5350	64.53	PK	143	1.5	V	-2.33	62.20	74	-11.80
5350	51.19	AV	143	1.5	V	-2.33	48.86	54	-5.14
5460	63.31	PK	193	2.3	H	-2.26	61.05	74	-12.95
5460	51.32	AV	193	2.3	H	-2.26	49.06	54	-4.94
5460	63.25	PK	159	2.5	V	-2.26	60.99	74	-13.01
5460	51.24	AV	159	2.5	V	-2.26	48.98	54	-5.02
10460	40.42	PK	54	2.4	H	8.47	48.89	68.2	-19.31
10460	40.63	PK	78	2.4	V	8.47	49.10	68.2	-19.10

Frequency (MHz)	Receiver		Turntable Angle Degree	Rx Antenna		Factor (dB/m)	Absolute Level (dB $\mu$ V/m)	Limit (dB $\mu$ V/m)	Margin (dB)
	Reading (dB $\mu$ V)	PK/Ave		Height (m)	Polar (H/V)				
802.11AC20									
5180 MHz									
4500	63.01	PK	349	1.4	H	-4.72	58.29	74	-15.71
4500	50.24	AV	349	1.4	H	-4.72	45.52	54	-8.48
4500	62.89	PK	333	1.3	V	-4.72	58.17	74	-15.83
4500	50.15	AV	333	1.3	V	-4.72	45.43	54	-8.57
5150	69.17	PK	276	1.4	H	-2.73	66.44	74	-7.56
5150	52.90	AV	276	1.4	H	-2.73	50.17	54	-3.83
5150	66.28	PK	237	2	V	-2.73	63.55	74	-10.45
5150	52.22	AV	237	2	V	-2.73	49.49	54	-4.51
10360	41.05	PK	14	2.2	H	8.12	49.17	68.2	-19.03
10360	41.18	PK	92	2.2	V	8.12	49.30	68.2	-18.90
5200 MHz									
10400	41.19	PK	47	2	H	8.24	49.43	68.2	-18.77
10400	41.41	PK	251	2	V	8.24	49.65	68.2	-18.55
5240 MHz									
5350	64.70	PK	205	2.4	H	-2.33	62.37	74	-11.63
5350	50.96	AV	205	2.4	H	-2.33	48.63	54	-5.37
5350	64.58	PK	123	1.3	V	-2.33	62.25	74	-11.75
5350	50.87	AV	123	1.3	V	-2.33	48.54	54	-5.46
5460	63.36	PK	277	1.6	H	-2.26	61.10	74	-12.90
5460	50.82	AV	277	1.6	H	-2.26	48.56	54	-5.44
5460	63.27	PK	247	1.5	V	-2.26	61.01	74	-12.99
5460	50.71	AV	247	1.5	V	-2.26	48.45	54	-5.55
10480	40.85	PK	202	1.5	H	8.56	49.41	68.2	-18.79
10480	41.06	PK	222	1.5	V	8.56	49.62	68.2	-18.58

Frequency (MHz)	Receiver		Turntable Angle Degree	Rx Antenna		Factor (dB/m)	Absolute Level (dB $\mu$ V/m)	Limit (dB $\mu$ V/m)	Margin (dB)
	Reading (dB $\mu$ V)	PK/Ave		Height (m)	Polar (H/V)				
802.11AC40									
5190 MHz									
4500	63.04	PK	131	1.9	H	-4.72	58.32	74	-15.68
4500	50.58	AV	131	1.9	H	-4.72	45.86	54	-8.14
4500	62.95	PK	148	1.8	V	-4.72	58.23	74	-15.77
4500	50.49	AV	148	1.8	V	-4.72	45.77	54	-8.23
5150	68.47	PK	351	2.1	H	-2.73	65.74	74	-8.26
5150	54.98	AV	351	2.1	H	-2.73	52.25	54	-1.75
5150	66.30	PK	279	2.4	V	-2.73	63.57	74	-10.43
5150	53.64	AV	279	2.4	V	-2.73	50.91	54	-3.09
10380	40.86	PK	231	2.3	H	8.18	49.04	68.2	-19.16
10380	41.01	PK	175	2.3	V	8.18	49.19	68.2	-19.01
5230 MHz									
5350	64.79	PK	349	1.3	H	-2.33	62.46	74	-11.54
5350	51.36	AV	349	1.3	H	-2.33	49.03	54	-4.97
5350	64.68	PK	211	2.5	V	-2.33	62.35	74	-11.65
5350	51.27	AV	211	2.5	V	-2.33	48.94	54	-5.06
5460	63.45	PK	319	1	H	-2.26	61.19	74	-12.81
5460	51.28	AV	319	1	H	-2.26	49.02	54	-4.98
5460	63.36	PK	253	1.6	V	-2.26	61.10	74	-12.90
5460	51.19	AV	253	1.6	V	-2.26	48.93	54	-5.07
10460	40.50	PK	186	1.1	H	8.47	48.97	68.2	-19.23
10460	40.73	PK	97	1.1	V	8.47	49.20	68.2	-19.00

Frequency (MHz)	Receiver		Turntable Angle Degree	Rx Antenna		Factor (dB/m)	Absolute Level (dB $\mu$ V/m)	Limit (dB $\mu$ V/m)	Margin (dB)
	Reading (dB $\mu$ V)	PK/Ave		Height (m)	Polar (H/V)				
802.11AC80									
5210MHz									
4500	63.10	PK	177	1.7	H	-4.72	58.38	74	-15.62
4500	50.99	AV	177	1.7	H	-4.72	46.27	54	-7.73
4500	63.01	PK	277	1.1	V	-4.72	58.29	74	-15.71
4500	50.92	AV	277	1.1	V	-4.72	46.20	54	-7.80
5150	66.78	PK	86	1.7	H	-2.73	64.05	74	-9.95
5150	54.40	AV	86	1.7	H	-2.73	51.67	54	-2.33
5150	65.15	PK	29	2.3	V	-2.73	62.42	74	-11.58
5150	54.12	AV	29	2.3	V	-2.73	51.39	54	-2.61
5350	65.00	PK	354	2	H	-2.33	62.67	74	-11.33
5350	51.81	AV	354	2	H	-2.33	49.48	54	-4.52
5350	64.85	PK	293	1.9	V	-2.33	62.52	74	-11.48
5350	51.73	AV	293	1.9	V	-2.33	49.40	54	-4.60
5460	63.58	PK	281	1.4	H	-2.26	61.32	74	-12.68
5460	51.67	AV	281	1.4	H	-2.26	49.41	54	-4.59
5460	63.46	PK	244	2.2	V	-2.26	61.20	74	-12.80
5460	51.59	AV	244	2.2	V	-2.26	49.33	54	-4.67
10420	40.48	PK	351	1.6	H	8.32	48.80	68.2	-19.40
10420	40.73	PK	16	1.6	V	8.32	49.05	68.2	-19.15

**5250– 5350 MHz:**

Frequency (MHz)	Receiver		Turntable Angle Degree	Rx Antenna		Factor (dB/m)	Absolute Level (dBμV/m)	Limit (dBμV/m)	Margin (dB)
	Reading (dBμV)	PK/Ave		Height (m)	Polar (H/V)				
802.11a									
5260MHz									
4500	62.95	PK	350	1.5	H	-4.72	58.23	74	-15.77
4500	50.19	AV	350	1.5	H	-4.72	45.47	54	-8.53
4500	62.84	PK	142	2.1	V	-4.72	58.12	74	-15.88
4500	50.11	AV	142	2.1	V	-4.72	45.39	54	-8.61
5150	64.09	PK	110	1.2	H	-2.73	61.36	74	-12.64
5150	50.45	AV	110	1.2	H	-2.73	47.72	54	-6.28
5150	64.00	PK	300	2.5	V	-2.73	61.27	74	-12.73
5150	50.36	AV	300	2.5	V	-2.73	47.63	54	-6.37
10520	40.27	PK	249	1.7	H	8.65	48.92	68.2	-19.28
10520	40.46	PK	331	1.7	V	8.65	49.11	68.2	-19.09
5280 MHz									
10560	41.17	PK	249	1.1	H	8.69	49.86	68.2	-18.34
10560	41.40	PK	110	1.1	V	8.69	50.09	68.2	-18.11
5320 MHz									
5350	70.48	PK	182	1.5	H	-2.33	68.15	74	-5.85
5350	53.84	AV	182	1.5	H	-2.33	51.51	54	-2.49
5350	69.15	PK	186	1.7	V	-2.33	66.82	74	-7.18
5350	53.30	AV	186	1.7	V	-2.33	50.97	54	-3.03
5460	63.60	PK	8	1.7	H	-2.26	61.34	74	-12.66
5460	51.17	AV	8	1.7	H	-2.26	48.91	54	-5.09
5460	63.49	PK	343	1.7	V	-2.26	61.23	74	-12.77
5460	51.08	AV	343	1.7	V	-2.26	48.82	54	-5.18
10640	41.25	PK	347	2.3	H	8.92	50.17	74	-23.83
10640	41.46	PK	5	2.2	V	8.92	50.38	74	-23.62



Frequency (MHz)	Receiver		Turntable Angle Degree	Rx Antenna		Factor (dB/m)	Absolute Level (dBμV/m)	Limit (dBμV/m)	Margin (dB)
	Reading (dBμV)	PK/Ave		Height (m)	Polar (H/V)				
802.11n20									
5260MHz									
4500	63.01	PK	284	1.3	H	-4.72	58.29	74	-15.71
4500	50.25	AV	284	1.3	H	-4.72	45.53	54	-8.47
4500	62.92	PK	168	2	V	-4.72	58.20	74	-15.80
4500	50.14	AV	168	2	V	-4.72	45.42	54	-8.58
5150	64.17	PK	246	2.1	H	-2.73	61.44	74	-12.56
5150	50.54	AV	246	2.1	H	-2.73	47.81	54	-6.19
5150	64.06	PK	66	1.8	V	-2.73	61.33	74	-12.67
5150	50.45	AV	66	1.8	V	-2.73	47.72	54	-6.28
10520	40.42	PK	53	1	H	8.65	49.07	68.2	-19.13
10520	40.65	PK	129	1	V	8.65	49.30	68.2	-18.90
5280 MHz									
10560	41.26	PK	299	1.7	H	8.69	49.95	68.2	-18.25
10560	41.47	PK	334	1.7	V	8.69	50.16	68.2	-18.04
5320 MHz									
5350	68.06	PK	167	2.5	H	-2.33	65.73	74	-8.27
5350	52.31	AV	167	2.5	H	-2.33	49.98	54	-4.02
5350	66.04	PK	50	2.4	V	-2.33	63.71	74	-10.29
5350	51.73	AV	50	2.4	V	-2.33	49.40	54	-4.60
5460	63.38	PK	82	1.4	H	-2.26	61.12	74	-12.88
5460	51.09	AV	82	1.4	H	-2.26	48.83	54	-5.17
5460	63.30	PK	276	1.9	V	-2.26	61.04	74	-12.96
5460	50.96	AV	276	1.9	V	-2.26	48.70	54	-5.30
10640	41.27	PK	205	1.8	H	8.92	50.19	74	-23.81
10640	41.53	PK	266	1.6	V	8.92	50.45	74	-23.55

Frequency (MHz)	Receiver		Turntable Angle Degree	Rx Antenna		Factor (dB/m)	Absolute Level (dBμV/m)	Limit (dBμV/m)	Margin (dB)
	Reading (dBμV)	PK/Ave		Height (m)	Polar (H/V)				
802.11N40									
5270 MHz									
4500	62.98	PK	16	1.9	H	-4.72	58.26	74	-15.74
4500	50.51	AV	16	1.9	H	-4.72	45.79	54	-8.21
4500	62.89	PK	38	1.5	V	-4.72	58.17	74	-15.83
4500	50.42	AV	38	1.5	V	-4.72	45.70	54	-8.30
5150	64.34	PK	187	1.3	H	-2.73	61.61	74	-12.39
5150	50.89	AV	187	1.3	H	-2.73	48.16	54	-5.84
5150	64.25	PK	67	2.3	V	-2.73	61.52	74	-12.48
5150	50.80	AV	67	2.3	V	-2.73	48.07	54	-5.93
10540	40.64	PK	345	1.8	H	8.65	49.29	68.2	-18.91
10540	41.03	PK	237	1.8	V	8.65	49.68	68.2	-18.52
5310 MHz									
5350	73.05	PK	230	2	H	-2.33	70.72	74	-3.28
5350	54.48	AV	230	2	H	-2.33	52.15	54	-1.85
5350	71.27	PK	89	2.1	V	-2.33	68.94	74	-5.06
5350	53.64	AV	89	2.1	V	-2.33	51.31	54	-2.69
5460	63.70	PK	110	1.8	H	-2.26	61.44	74	-12.56
5460	51.38	AV	110	1.8	H	-2.26	49.12	54	-4.88
5460	63.57	PK	328	2.1	V	-2.26	61.31	74	-12.69
5460	51.31	AV	328	2.1	V	-2.26	49.05	54	-4.95
10620	41.49	PK	88	1.6	H	8.89	50.38	74	-23.62
10620	41.74	PK	284	2.3	V	8.89	50.63	74	-23.37

Frequency (MHz)	Receiver		Turntable Angle Degree	Rx Antenna		Factor (dB/m)	Absolute Level (dB $\mu$ V/m)	Limit (dB $\mu$ V/m)	Margin (dB)
	Reading (dB $\mu$ V)	PK/Ave		Height (m)	Polar (H/V)				
802.11AC20									
5260 MHz									
4500	63.08	PK	150	1.9	H	-4.72	58.36	74	-15.64
4500	50.29	AV	150	1.9	H	-4.72	45.57	54	-8.43
4500	62.97	PK	328	1.6	V	-4.72	58.25	74	-15.75
4500	50.20	AV	328	1.6	V	-4.72	45.48	54	-8.52
5150	64.32	PK	114	1.9	H	-2.73	61.59	74	-12.41
5150	50.61	AV	114	1.9	H	-2.73	47.88	54	-6.12
5150	64.20	PK	200	2.1	V	-2.73	61.47	74	-12.53
5150	50.52	AV	200	2.1	V	-2.73	47.79	54	-6.21
10520	40.55	PK	131	1.5	H	8.65	49.20	68.2	-19.00
10520	40.74	PK	43	1.5	V	8.65	49.39	68.2	-18.81
5280 MHz									
10560	41.40	PK	9	2.3	H	8.69	50.09	68.2	-18.11
10560	41.61	PK	136	2.3	V	8.69	50.3	68.2	-17.90
5320 MHz									
5350	69.24	PK	353	2	H	-2.33	66.91	74	-7.09
5350	52.46	AV	353	2	H	-2.33	50.13	54	-3.87
5350	67.37	PK	238	1.1	V	-2.33	65.04	74	-8.96
5350	51.88	AV	238	1.1	V	-2.33	49.55	54	-4.45
5460	63.51	PK	284	2.2	H	-2.26	61.25	74	-12.75
5460	51.20	AV	284	2.2	H	-2.26	48.94	54	-5.06
5460	63.42	PK	310	1.4	V	-2.26	61.16	74	-12.84
5460	51.11	AV	310	1.4	V	-2.26	48.85	54	-5.15
10640	41.44	PK	86	2.2	H	8.92	50.36	74	-23.64
10640	41.72	PK	288	2.5	V	8.92	50.64	74	-23.36

Frequency (MHz)	Receiver		Turntable Angle Degree	Rx Antenna		Factor (dB/m)	Absolute Level (dBμV/m)	Limit (dBμV/m)	Margin (dB)
	Reading (dBμV)	PK/Ave		Height (m)	Polar (H/V)				
802.11AC40									
5270 MHz									
4500	63.12	PK	355	1.3	H	-4.72	58.40	74	-15.60
4500	50.60	AV	355	1.3	H	-4.72	45.88	54	-8.12
4500	63.01	PK	274	2.4	V	-4.72	58.29	74	-15.71
4500	50.49	AV	274	2.4	V	-4.72	45.77	54	-8.23
5150	64.41	PK	65	1.7	H	-2.73	61.68	74	-12.32
5150	50.94	AV	65	1.7	H	-2.73	48.21	54	-5.79
5150	64.32	PK	295	1.9	V	-2.73	61.59	74	-12.41
5150	50.88	AV	295	1.9	V	-2.73	48.15	54	-5.85
10540	40.76	PK	54	1.3	H	8.65	49.41	68.2	-18.79
10540	41.08	PK	206	1.3	V	8.65	49.73	68.2	-18.47
5310 MHz									
5350	72.79	PK	109	2	H	-2.33	70.46	74	-3.54
5350	54.55	AV	109	2	H	-2.33	52.22	54	-1.78
5350	71.40	PK	168	1.6	V	-2.33	69.07	74	-4.93
5350	53.76	AV	168	1.6	V	-2.33	51.43	54	-2.57
5460	63.76	PK	188	1.8	H	-2.26	61.50	74	-12.50
5460	51.45	AV	188	1.8	H	-2.26	49.19	54	-4.81
5460	63.64	PK	92	2	V	-2.26	61.38	74	-12.62
5460	51.37	AV	92	2	V	-2.26	49.11	54	-4.89
10620	41.40	PK	9	1.6	H	8.89	50.29	74	-23.71
10620	41.78	PK	156	2.5	V	8.89	50.67	74	-23.33

Frequency (MHz)	Receiver		Turntable Angle Degree	Rx Antenna		Factor (dB/m)	Absolute Level (dBμV/m)	Limit (dBμV/m)	Margin (dB)
	Reading (dBμV)	PK/Ave		Height (m)	Polar (H/V)				
802.11AC80									
5290 MHz									
4500	62.79	PK	195	2.3	H	-4.72	58.07	74	-15.93
4500	50.84	AV	195	2.3	H	-4.72	46.12	54	-7.88
4500	62.70	PK	188	2.3	V	-4.72	57.98	74	-16.02
4500	50.75	AV	188	2.3	V	-4.72	46.03	54	-7.97
5150	63.90	PK	325	2.1	H	-2.73	61.17	74	-12.83
5150	51.17	AV	325	2.1	H	-2.73	48.44	54	-5.56
5150	63.79	PK	252	2	V	-2.73	61.06	74	-12.94
5150	51.08	AV	252	2	V	-2.73	48.35	54	-5.65
5350	69.31	PK	246	2.3	H	-2.33	66.98	74	-7.02
5350	54.37	AV	246	2.3	H	-2.33	52.04	54	-1.96
5350	67.93	PK	131	2.3	V	-2.33	65.60	74	-8.40
5350	53.49	AV	131	2.3	V	-2.33	51.16	54	-2.84
5460	63.65	PK	236	1.1	H	-2.26	61.39	74	-12.61
5460	51.81	AV	236	1.1	H	-2.26	49.55	54	-4.45
5460	63.56	PK	333	1.2	V	-2.26	61.30	74	-12.70
5460	51.72	AV	333	1.2	V	-2.26	49.46	54	-4.54
10580	41.11	PK	38	1.2	H	8.77	49.88	68.2	-18.32
10580	41.33	PK	163	1.2	V	8.77	50.1	68.2	-18.10

**5470-5725MHz:**

Frequency (MHz)	Receiver		Turntable Angle Degree	Rx Antenna		Factor (dB/m)	Absolute Level (dB $\mu$ V/m)	Limit (dB $\mu$ V/m)	Margin (dB)
	Reading (dB $\mu$ V)	PK/Ave		Height (m)	Polar (H/V)				
802.11a									
5500 MHZ									
5460	65.02	PK	193	2	H	-2.26	62.76	74	-11.24
5460	50.87	AV	193	2	H	-2.26	48.61	54	-5.39
5460	64.64	PK	270	1.2	V	-2.26	62.38	74	-11.62
5460	50.78	AV	270	1.2	V	-2.26	48.52	54	-5.48
5470	67.82	PK	24	1.9	H	-2.22	65.60	68.2	-2.60
5470	66.21	PK	78	2.1	V	-2.22	63.99	68.2	-4.21
11000	39.61	PK	301	1.9	H	9.67	49.28	74	-24.72
11000	40.06	PK	18	1.7	V	9.67	49.73	74	-24.27
5580 MHZ									
11160	40.70	PK	94	1.2	H	8.68	49.38	74	-24.62
11160	40.92	PK	44	1.5	V	8.68	49.60	74	-24.40
5700 MHZ									
5725	67.64	PK	164	2.4	H	-1.96	65.68	68.2	-2.52
5725	66.97	PK	209	1.8	V	-1.96	65.01	68.2	-3.19
5745	64.46	PK	72	1.6	H	-1.91	62.55	68.2	-5.65
5745	64.28	PK	156	1.8	V	-1.91	62.37	68.2	-5.83
11400	43.12	PK	251	1.6	H	7.26	50.38	74	-23.62
11400	43.37	PK	274	1.7	V	7.26	50.63	74	-23.37

Frequency (MHz)	Receiver		Turntable Angle Degree	Rx Antenna		Factor (dB/m)	Absolute Level (dB $\mu$ V/m)	Limit (dB $\mu$ V/m)	Margin (dB)
	Reading (dB $\mu$ V)	PK/Ave		Height (m)	Polar (H/V)				
802.11n20									
5500 MHZ									
5460	64.96	PK	90	2.5	H	-2.26	62.70	74	-11.30
5460	50.82	AV	90	2.5	H	-2.26	48.56	54	-5.44
5460	64.71	PK	307	1.2	V	-2.26	62.45	74	-11.55
5460	50.74	AV	307	1.2	V	-2.26	48.48	54	-5.52
5470	67.66	PK	78	1.4	H	-2.22	65.44	68.2	-2.76
5470	66.41	PK	162	2.3	V	-2.22	64.19	68.2	-4.01
11000	39.74	PK	110	1.4	H	9.67	49.41	74	-24.59
11000	40.03	PK	238	1.3	V	9.67	49.70	74	-24.30
5580 MHZ									
11160	40.80	PK	354	1.1	H	8.68	49.48	74	-24.52
11160	41.07	PK	318	2.4	V	8.68	49.75	74	-24.25
5700 MHZ									
5725	67.48	PK	246	1.1	H	-1.96	65.52	68.2	-2.68
5725	66.91	PK	200	1.5	V	-1.96	64.95	68.2	-3.25
5745	64.65	PK	217	1.1	H	-1.91	62.74	68.2	-5.46
5745	64.54	PK	329	1.6	V	-1.91	62.63	68.2	-5.57
11400	43.09	PK	18	2	H	7.26	50.35	74	-23.65
11400	43.41	PK	78	1	V	7.26	50.67	74	-23.33

Frequency (MHz)	Receiver		Turntable Angle Degree	Rx Antenna		Factor (dB/m)	Absolute Level (dBμV/m)	Limit (dBμV/m)	Margin (dB)
	Reading (dBμV)	PK/Ave		Height (m)	Polar (H/V)				
802.11N40									
5510 MHZ									
5460	64.81	PK	55	1.6	H	-2.26	62.55	74	-11.45
5460	51.48	AV	55	1.6	H	-2.26	49.22	54	-4.78
5460	64.56	PK	163	1.3	V	-2.26	62.30	74	-11.70
5460	51.27	AV	163	1.3	V	-2.26	49.01	54	-4.99
5470	68.58	PK	170	1.8	H	-2.22	66.36	68.2	-1.84
5470	66.81	PK	256	1.9	V	-2.22	64.59	68.2	-3.61
11020	39.31	PK	103	1.8	H	9.57	48.88	74	-25.12
11020	39.46	PK	268	1.3	V	9.57	49.03	74	-24.97
5550 MHZ									
11100	39.02	PK	107	1.4	H	9.12	48.14	74	-25.86
11100	39.24	PK	359	2.2	V	9.12	48.36	74	-25.64
5670 MHZ									
5725	67.07	PK	338	1.9	H	-1.96	65.11	68.2	-3.09
5725	66.72	PK	178	2	V	-1.96	64.76	68.2	-3.44
5745	64.68	PK	66	1.8	H	-1.91	62.77	68.2	-5.43
5745	64.59	PK	52	2.3	V	-1.91	62.68	68.2	-5.52
11340	42.04	PK	128	1.9	H	7.67	49.71	74	-24.29
11340	42.21	PK	73	1.2	V	7.67	49.88	74	-24.12



Frequency (MHz)	Receiver		Turntable Angle Degree	Rx Antenna		Factor (dB/m)	Absolute Level (dB $\mu$ V/m)	Limit (dB $\mu$ V/m)	Margin (dB)
	Reading (dB $\mu$ V)	PK/Ave		Height (m)	Polar (H/V)				
802.11AC 20									
5500 MHz									
5460	65.21	PK	213	1.5	H	-2.26	62.95	74	-11.05
5460	50.95	AV	213	1.5	H	-2.26	48.69	54	-5.31
5460	64.88	PK	48	1.8	V	-2.26	62.62	74	-11.38
5460	50.82	AV	48	1.8	V	-2.26	48.56	54	-5.44
5470	68.40	PK	266	2.2	H	-2.22	66.18	68.2	-2.02
5470	66.95	PK	81	1.5	V	-2.22	64.73	68.2	-3.47
11000	39.66	PK	187	1.3	H	9.67	49.33	74	-24.67
11000	39.81	PK	181	2.3	V	9.67	49.48	74	-24.52
5580 MHz									
11160	40.66	PK	266	2	H	8.68	49.34	74	-24.66
11160	40.89	PK	212	1.4	V	8.68	49.57	74	-24.43
5700 MHz									
5725	67.27	PK	127	1.1	H	-1.96	65.31	68.2	-2.89
5725	66.76	PK	264	1.4	V	-1.96	64.80	68.2	-3.40
5745	64.76	PK	55	1.9	H	-1.91	62.85	68.2	-5.35
5745	64.53	PK	330	2	V	-1.91	62.62	68.2	-5.58
11400	43.03	PK	89	1.4	H	7.26	50.29	74	-23.71
11400	43.22	PK	150	2.1	V	7.26	50.48	74	-23.52

Frequency (MHz)	Receiver		Turntable Angle Degree	Rx Antenna		Factor (dB/m)	Absolute Level (dBμV/m)	Limit (dBμV/m)	Margin (dB)
	Reading (dBμV)	PK/Ave		Height (m)	Polar (H/V)				
802.11AC 40									
5510 MHz									
5460	64.98	PK	34	2.1	H	-2.26	62.72	74	-11.28
5460	51.60	AV	34	2.1	H	-2.26	49.34	54	-4.66
5460	64.77	PK	247	1.7	V	-2.26	62.51	74	-11.49
5460	51.42	AV	247	1.7	V	-2.26	49.16	54	-4.84
5470	68.65	PK	186	1.8	H	-2.22	66.43	68.2	-1.77
5470	67.21	PK	351	1.5	V	-2.22	64.99	68.2	-3.21
11020	40.05	PK	207	1.6	H	9.57	49.62	74	-24.38
11020	40.27	PK	71	1.7	V	9.57	49.84	74	-24.16
5550 MHz									
11100	39.83	PK	319	1.6	H	9.12	48.95	74	-25.05
11100	40.05	PK	139	1	V	9.12	49.17	74	-24.83
5670 MHz									
5725	67.20	PK	325	1.8	H	-1.96	65.24	68.2	-2.96
5725	66.89	PK	338	1.6	V	-1.96	64.93	68.2	-3.27
5745	64.79	PK	300	1.6	H	-1.91	62.88	68.2	-5.32
5745	64.62	PK	58	1.1	V	-1.91	62.71	68.2	-5.49
11340	42.58	PK	266	2	H	7.67	50.25	74	-23.75
11340	42.80	PK	299	1.1	V	7.67	50.47	74	-23.53

Frequency (MHz)	Receiver		Turntable Angle Degree	Rx Antenna		Factor (dB/m)	Absolute Level (dB $\mu$ V/m)	Limit (dB $\mu$ V/m)	Margin (dB)
	Reading (dB $\mu$ V)	PK/Ave		Height (m)	Polar (H/V)				
802.11AC 80									
5530 MHz									
5460	65.61	PK	136	1.1	H	-2.26	63.35	74	-10.65
5460	52.85	AV	136	1.1	H	-2.26	50.59	54	-3.41
5460	65.16	PK	324	1.3	V	-2.26	62.90	74	-11.10
5460	52.28	AV	324	1.3	V	-2.26	50.02	54	-3.98
5470	68.28	PK	1	2.1	H	-2.22	66.06	68.2	-2.14
5470	66.93	PK	22	1.7	V	-2.22	64.71	68.2	-3.49
11060	39.37	PK	191	1.8	H	9.37	48.74	74	-25.26
11060	39.61	PK	83	1.9	V	9.37	48.98	74	-25.02
5610 MHz									
5725	67.18	PK	1	1.5	H	-1.96	65.22	68.2	-2.98
5725	66.73	PK	243	1.8	V	-1.96	64.77	68.2	-3.43
5745	64.74	PK	178	1.2	H	-1.91	62.83	68.2	-5.37
5745	64.59	PK	281	2	V	-1.91	62.68	68.2	-5.52
11220	41.28	PK	254	1.2	H	8.33	49.61	74	-24.39
11220	41.52	PK	23	1.4	V	8.33	49.85	74	-24.15

**5725– 5850 MHz:**

Frequency (MHz)	Receiver		Turntable Angle Degree	Rx Antenna		Factor (dB/m)	Absolute Level (dBμV/m)	Limit (dBμV/m)	Margin (dB)
	Reading (dBμV)	PK/Ave		Height (m)	Polar (H/V)				
802.11a									
5745 MHz									
5650	65.99	PK	229	1.2	H	-1.95	64.04	68.2	-4.16
5700	66.97	PK	90	2	H	-2.02	64.95	105.2	-40.25
5720	75.76	PK	84	1.3	H	-1.97	73.79	110.8	-37.01
5725	81.18	PK	185	2.4	H	-1.96	79.22	122.2	-42.98
5650	65.86	PK	100	1.9	V	-1.95	63.91	68.2	-4.29
5700	66.79	PK	316	1.6	V	-2.02	64.77	105.2	-40.43
5720	72.79	PK	171	1.2	V	-1.97	70.82	110.8	-39.98
5725	77.41	PK	11	2.3	V	-1.96	75.45	122.2	-46.75
11490	45.29	PK	33	1.1	H	6.63	51.92	74	-22.08
11490	46.03	PK	315	2.2	V	6.63	52.66	74	-21.34
5785 MHz									
11570	48.35	PK	51	2.4	H	6.59	54.94	74	-19.06
11570	34.24	AV	341	2.4	H	6.59	40.83	54	-13.17
11570	46.83	PK	76	2.2	V	6.59	53.42	74	-20.58
5825 MHz									
5850	73.99	PK	9	1.2	H	-1.81	72.18	122.2	-50.02
5855	71.79	PK	69	1.3	H	-1.82	69.97	110.8	-40.83
5875	67.36	PK	57	1.6	H	-1.84	65.52	105.2	-39.68
5925	66.65	PK	152	1.5	H	-1.82	64.83	68.2	-3.37
5850	71.07	PK	145	1.1	V	-1.81	69.26	122.2	-52.94
5855	68.67	PK	336	1.1	V	-1.82	66.85	110.8	-43.95
5875	67.17	PK	180	1.3	V	-1.84	65.33	105.2	-39.87
5925	66.56	PK	137	1.7	V	-1.82	64.74	68.2	-3.46
10650	49.23	PK	312	2.3	H	6.77	56.00	74	-18.00
10650	34.34	AV	176	2.3	H	6.77	41.11	54	-12.89
10650	45.69	PK	95	1.4	V	6.77	52.46	74	-21.54

Frequency (MHz)	Receiver		Turntable Angle Degree	Rx Antenna		Factor (dB/m)	Absolute Level (dB $\mu$ V/m)	Limit (dB $\mu$ V/m)	Margin (dB)
	Reading (dB $\mu$ V)	PK/Ave		Height (m)	Polar (H/V)				
802.11n20									
5745 MHz									
5650	65.95	PK	127	2.5	H	-1.95	64.00	68.2	-4.20
5700	66.87	PK	345	1.6	H	-2.02	64.85	105.2	-40.35
5720	75.41	PK	316	2.1	H	-1.97	73.44	110.8	-37.36
5725	79.84	PK	224	2.3	H	-1.96	77.88	122.2	-44.32
5650	65.83	PK	48	2.5	V	-1.95	63.88	68.2	-4.32
5700	66.73	PK	312	1.4	V	-2.02	64.71	105.2	-40.49
5720	70.89	PK	249	1.8	V	-1.97	68.92	110.8	-41.88
5725	75.31	PK	25	2.4	V	-1.96	73.35	122.2	-48.85
11490	45.00	PK	345	1.9	H	6.63	51.63	74	-22.37
11490	45.46	PK	18	2	V	6.63	52.09	74	-21.91
5785 MHz									
11570	47.03	PK	47	1.1	H	6.59	53.62	74	-20.38
11570	46.21	PK	145	1.2	V	6.59	52.80	74	-21.20
5825 MHz									
5850	69.93	PK	215	2.5	H	-1.81	68.12	122.2	-54.08
5855	68.37	PK	81	2.1	H	-1.82	66.55	110.8	-44.25
5875	67.31	PK	89	1.9	H	-1.84	65.47	105.2	-39.73
5925	66.61	PK	326	1	H	-1.82	64.79	68.2	-3.41
5850	68.57	PK	259	1.1	V	-1.81	66.76	122.2	-55.44
5855	67.97	PK	278	1.1	V	-1.82	66.15	110.8	-44.65
5875	67.07	PK	29	1.1	V	-1.84	65.23	105.2	-39.97
5925	66.54	PK	30	2.2	V	-1.82	64.72	68.2	-3.48
10650	47.99	PK	322	2.1	H	6.77	54.76	74	-19.24
10650	33.26	AV	14	2.1	H	6.77	40.03	54	-13.97
10650	45.18	PK	50	1.4	V	6.77	51.95	74	-22.05

Frequency (MHz)	Receiver		Turntable Angle Degree	Rx Antenna		Factor (dB/m)	Absolute Level (dB $\mu$ V/m)	Limit (dB $\mu$ V/m)	Margin (dB)
	Reading (dB $\mu$ V)	PK/Ave		Height (m)	Polar (H/V)				
802.11N40									
5755 MHZ									
5650	65.94	PK	313	1.2	H	-1.95	63.99	68.2	-4.21
5700	69.55	PK	99	1.6	H	-2.02	67.53	105.2	-37.67
5720	75.42	PK	115	2.1	H	-1.97	73.45	110.8	-37.35
5725	79.32	PK	119	1.7	H	-1.96	77.36	122.2	-44.84
5650	65.79	PK	100	1.2	V	-1.95	63.84	68.2	-4.36
5700	67.92	PK	20	1.3	V	-2.02	65.90	105.2	-39.30
5720	72.52	PK	102	2.1	V	-1.97	70.55	110.8	-40.25
5725	76.05	PK	0	1.1	V	-1.96	74.09	122.2	-48.11
11510	44.16	PK	2	2	H	6.59	50.75	74	-23.25
11510	44.74	PK	113	1.4	V	6.59	51.33	74	-22.67
5795 MHZ									
5850	68.57	PK	205	2	H	-1.81	66.76	122.2	-55.44
5855	67.71	PK	223	1.9	H	-1.82	65.89	110.8	-44.91
5875	67.27	PK	165	1.5	H	-1.84	65.43	105.2	-39.77
5925	66.72	PK	141	1.3	H	-1.82	64.90	68.2	-3.30
5850	68.05	PK	62	2	V	-1.81	66.24	122.2	-55.96
5855	67.36	PK	257	2.4	V	-1.82	65.54	110.8	-45.26
5875	67.12	PK	56	1.9	V	-1.84	65.28	105.2	-39.92
5925	66.64	PK	116	1.9	V	-1.82	64.82	68.2	-3.38
11590	46.10	PK	208	1.6	H	6.57	52.67	74	-21.33
11590	45.28	PK	318	2.3	V	6.57	51.85	74	-22.15

Frequency (MHz)	Receiver		Turntable Angle Degree	Rx Antenna		Factor (dB/m)	Absolute Level (dB $\mu$ V/m)	Limit (dB $\mu$ V/m)	Margin (dB)
	Reading (dB $\mu$ V)	PK/Ave		Height (m)	Polar (H/V)				
802.11AC20									
5745 MHz									
5650	65.79	PK	36	2	H	-1.95	63.84	68.2	-4.36
5700	66.79	PK	75	2.1	H	-2.02	64.77	105.2	-40.43
5720	74.52	PK	334	2.4	H	-1.97	72.55	110.8	-38.25
5725	79.44	PK	25	1.8	H	-1.96	77.48	122.2	-44.72
5650	65.70	PK	141	2.3	V	-1.95	63.75	68.2	-4.45
5700	66.58	PK	321	1.5	V	-2.02	64.56	105.2	-40.64
5720	70.60	PK	316	1.3	V	-1.97	68.63	110.8	-42.17
5725	74.76	PK	294	1.5	V	-1.96	72.80	122.2	-49.40
11490	45.23	PK	283	1.2	H	6.63	51.86	74	-22.14
11490	45.89	PK	316	1.6	V	6.63	52.52	74	-21.48
5785 MHz									
11570	47.61	PK	262	2.2	H	6.59	54.20	74	-19.80
11570	33.47	AV	225	2.2	H	6.59	40.06	54	-13.94
11570	46.64	PK	352	1.7	V	6.59	53.23	74	-20.77
5825 MHz									
5850	70.30	PK	334	1.9	H	-1.81	68.49	122.2	-53.71
5855	67.64	PK	43	1.1	H	-1.82	65.82	110.8	-44.98
5875	67.57	PK	36	1.5	H	-1.84	65.73	105.2	-39.47
5925	66.70	PK	153	2.2	H	-1.82	64.88	68.2	-3.32
5850	69.05	PK	193	1	V	-1.81	67.24	122.2	-54.96
5855	67.88	PK	297	1.7	V	-1.82	66.06	110.8	-44.74
5875	67.14	PK	200	1.6	V	-1.84	65.30	105.2	-39.90
5925	66.61	PK	110	1.9	V	-1.82	64.79	68.2	-3.41
10650	48.60	PK	55	1.6	H	6.77	55.37	74	-18.63
10650	33.45	AV	29	1.6	H	6.77	40.22	54	-13.78
10650	45.36	PK	300	1.3	V	6.77	52.13	74	-21.87

Frequency (MHz)	Receiver		Turntable Angle Degree	Rx Antenna		Factor (dB/m)	Absolute Level (dB $\mu$ V/m)	Limit (dB $\mu$ V/m)	Margin (dB)
	Reading (dB $\mu$ V)	PK/Ave		Height (m)	Polar (H/V)				
802.11AC40									
5755 MHz									
5650	65.90	PK	324	1.2	H	-1.95	63.95	68.2	-4.25
5700	70.04	PK	188	1.4	H	-2.02	68.02	105.2	-37.18
5720	75.17	PK	168	2.3	H	-1.97	73.20	110.8	-37.60
5725	79.14	PK	262	2.1	H	-1.96	77.18	122.2	-45.02
5650	65.77	PK	108	1.8	V	-1.95	63.82	68.2	-4.38
5700	68.13	PK	106	1.7	V	-2.02	66.11	105.2	-39.09
5720	72.50	PK	238	2.3	V	-1.97	70.53	110.8	-40.27
5725	76.63	PK	119	2.2	V	-1.96	74.67	122.2	-47.53
11510	44.49	PK	327	2.1	H	6.59	51.08	74	-22.92
11510	45.13	PK	57	1.6	V	6.59	51.72	74	-22.28
5795 MHz									
5850	69.42	PK	0	1.6	H	-1.81	67.61	122.2	-54.59
5855	68.15	PK	75	1.5	H	-1.82	66.33	110.8	-44.47
5875	67.53	PK	72	2.2	H	-1.84	65.69	105.2	-39.51
5925	66.74	PK	60	2.2	H	-1.82	64.92	68.2	-3.28
5850	68.54	PK	23	2.3	V	-1.81	66.73	122.2	-55.47
5855	67.63	PK	281	1.8	V	-1.82	65.81	110.8	-44.99
5875	67.39	PK	148	2	V	-1.84	65.55	105.2	-39.65
5925	66.64	PK	34	1.6	V	-1.82	64.82	68.2	-3.38
11590	46.19	PK	107	1.4	H	6.57	52.76	74	-21.24
11590	45.53	PK	78	1	V	6.57	52.10	74	-21.90



Frequency (MHz)	Receiver		Turntable Angle Degree	Rx Antenna		Factor (dB/m)	Absolute Level (dBμV/m)	Limit (dBμV/m)	Margin (dB)
	Reading (dBμV)	PK/Ave		Height (m)	Polar (H/V)				
802.11AC80									
5775MHz									
5650	66.16	PK	138	2	H	-1.95	64.21	68.2	-3.99
5700	70.05	PK	9	1.4	H	-2.02	68.03	105.2	-37.17
5720	74.11	PK	212	2.5	H	-1.97	72.14	110.8	-38.66
5725	76.16	PK	60	1.1	H	-1.96	74.20	122.2	-48.00
5650	66.03	PK	82	2.1	V	-1.95	64.08	68.2	-4.12
5700	67.78	PK	145	1.4	V	-2.02	65.76	105.2	-39.44
5720	69.57	PK	58	1	V	-1.97	67.60	110.8	-43.20
5725	71.01	PK	24	1.8	V	-1.96	69.05	122.2	-53.15
5850	74.87	PK	205	1.2	H	-1.81	73.06	122.2	-49.14
5855	72.69	PK	262	1.4	H	-1.82	70.87	110.8	-39.93
5875	68.93	PK	200	1.9	H	-1.84	67.09	105.2	-38.11
5925	66.77	PK	314	1.6	H	-1.82	64.95	68.2	-3.25
5850	71.61	PK	233	1.2	V	-1.81	69.80	122.2	-52.40
5855	69.23	PK	172	2.1	V	-1.82	67.41	110.8	-43.39
5875	67.70	PK	21	2.3	V	-1.84	65.86	105.2	-39.34
5925	66.66	PK	27	1.4	V	-1.82	64.84	68.2	-3.36
11550	44.76	PK	344	1	H	6.61	51.37	74	-22.63
11550	44.41	PK	232	1.5	V	6.61	51.02	74	-22.98

**Note:**

Corrected Factor=Antenna factor (RX) + Cable Loss – Amplifier Factor

Corrected Amplitude = Corrected Factor + Reading

Margin = Corrected. Amplitude - Limit

The other spurious emission which is in the noise floor level was not recorded.

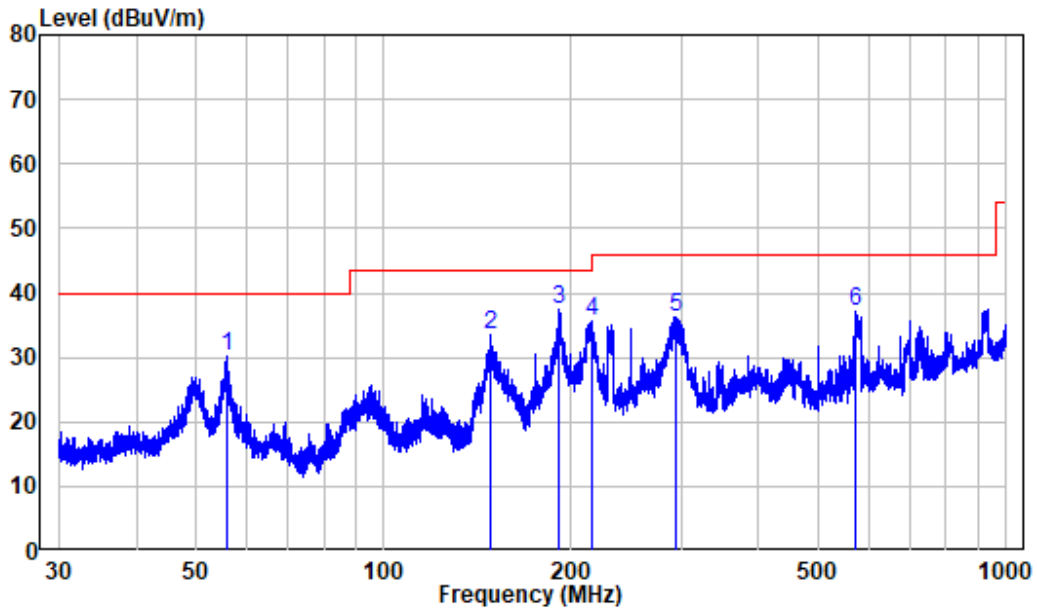
The test result of peak was less than the limit of average, so just peak value were recorded.

For module: D845

**30 MHz – 1 GHz:** (worst case is 802.11a, 5180MHz)

Note: When the test result of peak was less than the limit of QP more than 6dB, just peak value were recorded.

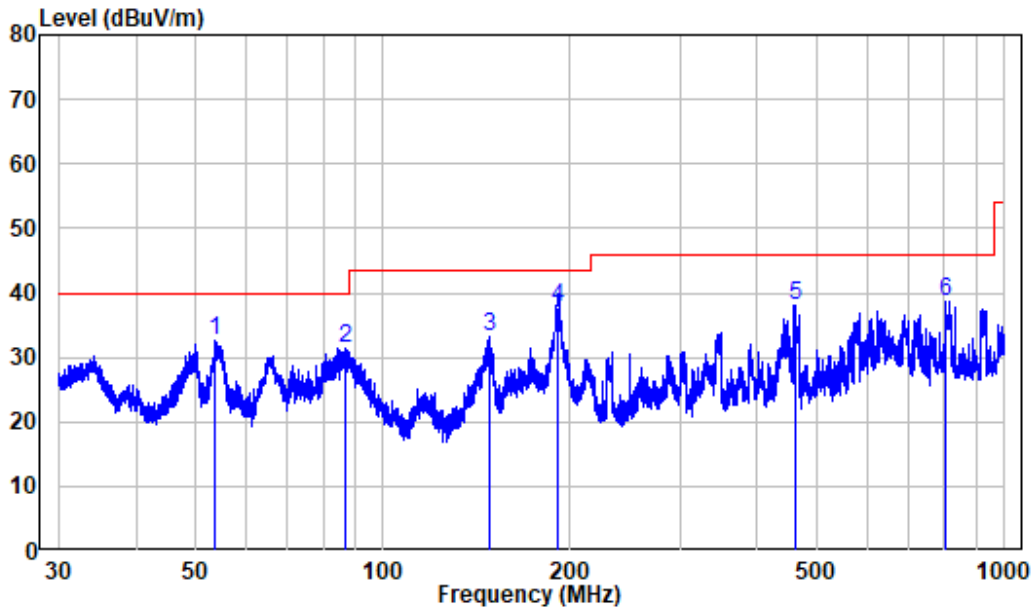
Horizontal



Site : chamber  
 Condition: 3m HORIZONTAL  
 Job No. : SZNS220511-19758E-RF  
 Test Mode: 5G WIFI

	Freq	Factor	Read Level	Limit Level	Over Limit	Remark
	MHz	dB/m	dBuV	dBuV/m	dBuV/m	dB
1	56.001	-10.18	40.22	30.04	40.00	-9.96 Peak
2	148.506	-15.35	48.94	33.59	43.50	-9.91 Peak
3	190.990	-11.41	48.82	37.41	43.50	-6.09 Peak
4	215.174	-11.67	47.19	35.52	43.50	-7.98 Peak
5	295.018	-9.27	45.63	36.36	46.00	-9.64 Peak
6	573.368	-3.82	40.93	37.11	46.00	-8.89 Peak

Vertical



Site : chamber  
 Condition: 3m VERTICAL  
 Job No. : SZNS220511-19758E-RF  
 Test Mode: 5G WIFI

	Freq	Factor	Read Level	Limit Level	Limit Line	Over Limit	Remark
	MHz	dB/m	dBuV	dBuV/m	dBuV/m	dB	
1	53.670	-10.28	42.89	32.61	40.00	-7.39	Peak
2	86.655	-14.99	46.52	31.53	40.00	-8.47	Peak
3	148.441	-15.36	48.71	33.35	43.50	-10.15	Peak
4	191.158	-11.39	49.10	37.71	43.50	-5.79	QP
5	459.517	-5.42	43.40	37.98	46.00	-8.02	Peak
6	803.545	-0.41	39.05	38.64	46.00	-7.36	Peak

**Above 1GHz:****5150-5250 MHz:**

Frequency (MHz)	Receiver		Turntable Angle Degree	Rx Antenna		Factor (dB/m)	Absolute Level (dBμV/m)	Limit (dBμV/m)	Margin (dB)
	Reading (dBμV)	PK/Ave		Height (m)	Polar (H/V)				
802.11a (worst case ANT1)									
5180 MHz									
4500	63.10	PK	192	2.2	H	-4.72	58.38	74	-15.62
4500	49.74	AV	192	2.2	H	-4.72	45.02	54	-8.98
4500	62.99	PK	155	1.5	V	-4.72	58.27	74	-15.73
4500	49.65	AV	155	1.5	V	-4.72	44.93	54	-9.07
5150	67.98	PK	94	2.1	H	-2.73	65.25	74	-8.75
5150	50.30	AV	94	2.1	H	-2.73	47.57	54	-6.43
5150	67.15	PK	85	2.5	V	-2.73	64.42	74	-9.58
5150	50.11	AV	85	2.5	V	-2.73	47.38	54	-6.62
10360	42.64	PK	274	1.5	H	8.12	50.76	68.2	-17.44
10360	43.32	PK	29	1.5	V	8.12	51.44	68.2	-16.76
5200 MHz									
10400	42.10	PK	167	1.9	H	8.24	50.34	68.2	-17.86
10400	42.79	PK	101	1.9	V	8.24	51.03	68.2	-17.17
5240 MHz									
5350	64.65	PK	188	1.4	H	-2.33	62.32	74	-11.68
5350	50.24	AV	188	1.4	H	-2.33	47.91	54	-6.09
5350	64.52	PK	336	1.3	V	-2.33	62.19	74	-11.81
5350	50.13	AV	336	1.3	V	-2.33	47.80	54	-6.20
5460	63.40	PK	94	1.9	H	-2.26	61.14	74	-12.86
5460	50.32	AV	94	1.9	H	-2.26	48.06	54	-5.94
5460	63.29	PK	40	1.6	V	-2.26	61.03	74	-12.97
5460	50.21	AV	40	1.6	V	-2.26	47.95	54	-6.05
10480	42.57	PK	75	1.4	H	8.56	51.13	68.2	-17.07
10480	43.32	PK	339	1.4	V	8.56	51.88	68.2	-16.32

Frequency (MHz)	Receiver		Turntable Angle Degree	Rx Antenna		Factor (dB/m)	Absolute Level (dBμV/m)	Limit (dBμV/m)	Margin (dB)
	Reading (dBμV)	PK/Ave		Height (m)	Polar (H/V)				
802.11n20(worst case MIMO)									
5180 MHZ									
4500	63.23	PK	61	2.2	H	-4.72	58.51	74	-15.49
4500	49.85	AV	61	2.2	H	-4.72	45.13	54	-8.87
4500	63.12	PK	101	2.1	V	-4.72	58.40	74	-15.60
4500	49.74	AV	101	2.1	V	-4.72	45.02	54	-8.98
5150	69.08	PK	130	1.4	H	-2.73	66.35	74	-7.65
5150	51.10	AV	130	1.4	H	-2.73	48.37	54	-5.63
5150	68.24	PK	310	2	V	-2.73	65.51	74	-8.49
5150	50.92	AV	310	2	V	-2.73	48.19	54	-5.81
10360	44.49	PK	217	1.4	H	8.12	52.61	68.2	-15.59
10360	44.02	PK	349	1.4	V	8.12	52.14	68.2	-16.06
5200 MHZ									
10400	43.69	PK	140	1.6	H	8.24	51.93	68.2	-16.27
10400	43.32	PK	89	1.6	V	8.24	51.56	68.2	-16.64
5240 MHZ									
5350	64.88	PK	238	1.6	H	-2.33	62.55	74	-11.45
5350	50.37	AV	238	1.6	H	-2.33	48.04	54	-5.96
5350	64.79	PK	91	2.3	V	-2.33	62.46	74	-11.54
5350	50.26	AV	91	2.3	V	-2.33	47.93	54	-6.07
5460	63.61	PK	10	1.5	H	-2.26	61.35	74	-12.65
5460	50.38	AV	10	1.5	H	-2.26	48.12	54	-5.88
5460	63.52	PK	314	1.1	V	-2.26	61.26	74	-12.74
5460	50.27	AV	314	1.1	V	-2.26	48.01	54	-5.99
10480	44.15	PK	57	1.4	H	8.56	52.71	68.2	-15.49
10480	43.68	PK	15	1.4	V	8.56	52.24	68.2	-15.96

Frequency (MHz)	Receiver		Turntable Angle Degree	Rx Antenna		Factor (dB/m)	Absolute Level (dB $\mu$ V/m)	Limit (dB $\mu$ V/m)	Margin (dB)
	Reading (dB $\mu$ V)	PK/Ave		Height (m)	Polar (H/V)				
802.11N40(worst case MIMO)									
5190 MHZ									
4500	63.45	PK	129	2.3	H	-4.72	58.73	74	-15.27
4500	50.10	AV	129	2.3	H	-4.72	45.38	54	-8.62
4500	63.34	PK	132	1.2	V	-4.72	58.62	74	-15.38
4500	49.99	AV	132	1.2	V	-4.72	45.27	54	-8.73
5150	73.78	PK	345	1.8	H	-2.73	71.05	74	-2.95
5150	51.61	AV	345	1.8	H	-2.73	48.88	54	-5.12
5150	71.29	PK	140	2	V	-2.73	68.56	74	-5.44
5150	51.20	AV	140	2	V	-2.73	48.47	54	-5.53
10380	42.38	PK	253	2.4	H	8.18	50.56	68.2	-17.64
10380	42.15	PK	344	2.4	V	8.18	50.33	68.2	-17.87
5230 MHZ									
5350	65.30	PK	89	1.5	H	-2.33	62.97	74	-11.03
5350	52.45	AV	89	1.5	H	-2.33	50.12	54	-3.88
5350	64.86	PK	316	2.4	V	-2.33	62.53	74	-11.47
5350	51.61	AV	316	2.4	V	-2.33	49.28	54	-4.72
5460	63.59	PK	358	2.3	H	-2.26	61.33	74	-12.67
5460	51.20	AV	358	2.3	H	-2.26	48.94	54	-5.06
5460	63.34	PK	237	1.1	V	-2.26	61.08	74	-12.92
5460	50.91	AV	237	1.1	V	-2.26	48.65	54	-5.35
10460	42.35	PK	29	1.3	H	8.47	50.82	68.2	-17.38
10460	41.86	PK	11	1.3	V	8.47	50.33	68.2	-17.87

Frequency (MHz)	Receiver		Turntable Angle Degree	Rx Antenna		Factor (dB/m)	Absolute Level (dBμV/m)	Limit (dBμV/m)	Margin (dB)
	Reading (dBμV)	PK/Ave		Height (m)	Polar (H/V)				
802.11AC20(worst case MIMO)									
5180 MHz									
4500	63.31	PK	352	2.3	H	-4.72	58.59	74	-15.41
4500	49.95	AV	352	2.3	H	-4.72	45.23	54	-8.77
4500	63.22	PK	347	1.1	V	-4.72	58.50	74	-15.50
4500	49.84	AV	347	1.1	V	-4.72	45.12	54	-8.88
5150	69.96	PK	264	2.4	H	-2.73	67.23	74	-6.77
5150	52.15	AV	264	2.4	H	-2.73	49.42	54	-4.58
5150	69.04	PK	352	1.1	V	-2.73	66.31	74	-7.69
5150	51.20	AV	352	1.1	V	-2.73	48.47	54	-5.53
10360	44.38	PK	223	1.6	H	8.12	52.50	68.2	-15.70
10360	43.69	PK	260	1.6	V	8.12	51.81	68.2	-16.39
5200 MHz									
10400	43.57	PK	179	1.4	H	8.24	51.81	68.2	-16.39
10400	43.14	PK	326	1.4	V	8.24	51.38	68.2	-16.82
5240 MHz									
5350	65.04	PK	257	2.2	H	-2.33	62.71	74	-11.29
5350	50.50	AV	257	2.2	H	-2.33	48.17	54	-5.83
5350	64.91	PK	192	2	V	-2.33	62.58	74	-11.42
5350	50.39	AV	192	2	V	-2.33	48.06	54	-5.94
5460	63.67	PK	189	1.3	H	-2.26	61.41	74	-12.59
5460	50.48	AV	189	1.3	H	-2.26	48.22	54	-5.78
5460	63.56	PK	176	2.3	V	-2.26	61.30	74	-12.70
5460	50.39	AV	176	2.3	V	-2.26	48.13	54	-5.87
10480	44.02	PK	223	1.8	H	8.56	52.58	68.2	-15.62
10480	43.43	PK	108	1.8	V	8.56	51.99	68.2	-16.21

Frequency (MHz)	Receiver		Turntable Angle Degree	Rx Antenna		Factor (dB/m)	Absolute Level (dBμV/m)	Limit (dBμV/m)	Margin (dB)
	Reading (dBμV)	PK/Ave		Height (m)	Polar (H/V)				
802.11AC40(worst case MIMO)									
5190 MHz									
4500	63.35	PK	302	2	H	-4.72	58.63	74	-15.37
4500	50.01	AV	302	2	H	-4.72	45.29	54	-8.71
4500	63.24	PK	297	1.2	V	-4.72	58.52	74	-15.48
4500	49.92	AV	297	1.2	V	-4.72	45.20	54	-8.80
5150	71.46	PK	89	1.7	H	-2.73	68.73	74	-5.27
5150	51.54	AV	89	1.7	H	-2.73	48.81	54	-5.19
5150	69.79	PK	41	2.3	V	-2.73	67.06	74	-6.94
5150	51.07	AV	41	2.3	V	-2.73	48.34	54	-5.66
10380	42.43	PK	264	1.3	H	8.18	50.61	68.2	-17.59
10380	42.17	PK	102	1.3	V	8.18	50.35	68.2	-17.85
5230 MHz									
5350	65.65	PK	70	1.3	H	-2.33	63.32	74	-10.68
5350	52.16	AV	70	1.3	H	-2.33	49.83	54	-4.17
5350	65.19	PK	171	1.2	V	-2.33	62.86	74	-11.14
5350	51.47	AV	171	1.2	V	-2.33	49.14	54	-4.86
5460	63.64	PK	15	1.3	H	-2.26	61.38	74	-12.62
5460	50.81	AV	15	1.3	H	-2.26	48.55	54	-5.45
5460	63.49	PK	5	2	V	-2.26	61.23	74	-12.77
5460	50.45	AV	5	2	V	-2.26	48.19	54	-5.81
10460	42.19	PK	247	2.2	H	8.47	50.66	68.2	-17.54
10460	41.90	PK	86	2.2	V	8.47	50.37	68.2	-17.83



Frequency (MHz)	Receiver		Turntable Angle Degree	Rx Antenna		Factor (dB/m)	Absolute Level (dB $\mu$ V/m)	Limit (dB $\mu$ V/m)	Margin (dB)
	Reading (dB $\mu$ V)	PK/Ave		Height (m)	Polar (H/V)				
802.11AC80(worst case MIMO)									
5210MHz									
4500	63.50	PK	86	1.9	H	-4.72	58.78	74	-15.22
4500	50.57	AV	86	1.9	H	-4.72	45.85	54	-8.15
4500	63.39	PK	278	2.4	V	-4.72	58.67	74	-15.33
4500	50.48	AV	278	2.4	V	-4.72	45.76	54	-8.24
5150	73.11	PK	102	2.2	H	-2.73	70.38	74	-3.62
5150	52.46	AV	102	2.2	H	-2.73	49.73	54	-4.27
5150	71.79	PK	281	1.6	V	-2.73	69.06	74	-4.94
5150	52.08	AV	281	1.6	V	-2.73	49.35	54	-4.65
5350	65.26	PK	125	2.4	H	-2.33	62.93	74	-11.07
5350	50.45	AV	125	2.4	H	-2.33	48.12	54	-5.88
5350	65.11	PK	126	2	V	-2.33	62.78	74	-11.22
5350	50.33	AV	126	2	V	-2.33	48.00	54	-6.00
5460	64.52	PK	0	2.4	H	-2.26	62.26	74	-11.74
5460	50.31	AV	0	2.4	H	-2.26	48.05	54	-5.95
5460	64.40	PK	150	2.3	V	-2.26	62.14	74	-11.86
5460	50.25	AV	150	2.3	V	-2.26	47.99	54	-6.01
10420	42.24	PK	230	1.9	H	8.32	50.56	68.2	-17.64
10420	41.99	PK	62	1.9	V	8.32	50.31	68.2	-17.89

**5250-5350MHz:**

Frequency (MHz)	Receiver		Turntable Angle Degree	Rx Antenna		Factor (dB/m)	Absolute Level (dBμV/m)	Limit (dBμV/m)	Margin (dB)
	Reading (dBμV)	PK/Ave		Height (m)	Polar (H/V)				
802.11a(worst case ANT1)									
5260MHz									
4500	63.01	PK	60	1.3	H	-4.72	58.29	74	-15.71
4500	49.64	AV	60	1.3	H	-4.72	44.92	54	-9.08
4500	62.92	PK	17	1.4	V	-4.72	58.20	74	-15.80
4500	49.53	AV	17	1.4	V	-4.72	44.81	54	-9.19
5150	64.92	PK	345	2.4	H	-2.73	62.19	74	-11.81
5150	49.75	AV	345	2.4	H	-2.73	47.02	54	-6.98
5150	64.81	PK	100	2.1	V	-2.73	62.08	74	-11.92
5150	49.66	AV	100	2.1	V	-2.73	46.93	54	-7.07
10520	42.47	PK	351	2.2	H	8.65	51.12	68.2	-17.08
10520	42.88	PK	21	2.2	V	8.65	51.53	68.2	-16.67
5280 MHz									
10560	42.96	PK	324	1.6	H	8.69	51.65	68.2	-16.55
10560	43.38	PK	89	1.6	V	8.69	52.07	68.2	-16.13
5320 MHz									
5350	64.76	PK	175	1.3	H	-2.33	62.43	74	-11.57
5350	50.23	AV	175	1.3	H	-2.33	47.90	54	-6.10
5350	64.65	PK	290	1.7	V	-2.33	62.32	74	-11.68
5350	50.12	AV	290	1.7	V	-2.33	47.79	54	-6.21
5460	63.45	PK	215	2.3	H	-2.26	61.19	74	-12.81
5460	50.31	AV	215	2.3	H	-2.26	48.05	54	-5.95
5460	63.34	PK	355	1.5	V	-2.26	61.08	74	-12.92
5460	50.22	AV	355	1.5	V	-2.26	47.96	54	-6.04
10640	43.11	PK	191	1.3	H	8.92	52.03	74	-21.97
10640	43.55	PK	298	2.2	V	8.92	52.47	74	-21.53

Frequency (MHz)	Receiver		Turntable Angle Degree	Rx Antenna		Factor (dB/m)	Absolute Level (dB $\mu$ V/m)	Limit (dB $\mu$ V/m)	Margin (dB)
	Reading (dB $\mu$ V)	PK/Ave		Height (m)	Polar (H/V)				
802.11n20(worst case MIMO)									
5260MHz									
4500	63.21	PK	127	1.3	H	-4.72	58.49	74	-15.51
4500	49.73	AV	127	1.3	H	-4.72	45.01	54	-8.99
4500	63.10	PK	143	1.1	V	-4.72	58.38	74	-15.62
4500	49.64	AV	143	1.1	V	-4.72	44.92	54	-9.08
5150	65.21	PK	306	2.2	H	-2.73	62.48	74	-11.52
5150	49.87	AV	306	2.2	H	-2.73	47.14	54	-6.86
5150	65.02	PK	196	1.4	V	-2.73	62.29	74	-11.71
5150	49.76	AV	196	1.4	V	-2.73	47.03	54	-6.97
10520	44.01	PK	30	1.1	H	8.65	52.66	68.2	-15.54
10520	43.64	PK	32	1.1	V	8.65	52.29	68.2	-15.91
5280 MHz									
10560	45.11	PK	45	1.3	H	8.69	53.8	68.2	-14.40
10560	44.18	PK	1	1.3	V	8.69	52.87	68.2	-15.33
5320 MHz									
5350	69.80	PK	107	1.6	H	-2.33	67.47	74	-6.53
5350	50.63	AV	107	1.6	H	-2.33	48.30	54	-5.70
5350	67.48	PK	86	1.3	V	-2.33	65.15	74	-8.85
5350	50.39	AV	86	1.3	V	-2.33	48.06	54	-5.94
5460	63.48	PK	127	2.4	H	-2.26	61.22	74	-12.78
5460	50.45	AV	127	2.4	H	-2.26	48.19	54	-5.81
5460	63.36	PK	200	1.4	V	-2.26	61.10	74	-12.90
5460	50.37	AV	200	1.4	V	-2.26	48.11	54	-5.89
10640	45.71	PK	163	2.3	H	8.92	54.63	74	-19.37
10640	29.10	AV	311	2.3	H	8.92	38.02	54	-15.98
10640	45.42	PK	198	1.7	V	8.92	54.34	74	-19.66
10640	29.68	AV	94	1.7	V	8.92	38.60	54	-15.40

Frequency (MHz)	Receiver		Turntable Angle Degree	Rx Antenna		Factor (dB/m)	Absolute Level (dBμV/m)	Limit (dBμV/m)	Margin (dB)
	Reading (dBμV)	PK/Ave		Height (m)	Polar (H/V)				
802.11N40(worst case MIMO)									
5270 MHZ									
4500	63.20	PK	167	1.2	H	-4.72	58.48	74	-15.52
4500	50.38	AV	167	1.2	H	-4.72	45.66	54	-8.34
4500	63.11	PK	174	1.5	V	-4.72	58.39	74	-15.61
4500	50.29	AV	174	1.5	V	-4.72	45.57	54	-8.43
5150	67.30	PK	263	1.9	H	-2.73	64.57	74	-9.43
5150	49.81	AV	263	1.9	H	-2.73	47.08	54	-6.92
5150	65.15	PK	156	1.5	V	-2.73	62.42	74	-11.58
5150	49.74	AV	156	1.5	V	-2.73	47.01	54	-6.99
10540	42.77	PK	344	1.7	H	8.65	51.42	68.2	-16.78
10540	42.31	PK	191	1.7	V	8.65	50.96	68.2	-17.24
5310 MHZ									
5350	72.73	PK	204	2.4	H	-2.33	70.40	74	-3.60
5350	52.10	AV	204	2.4	H	-2.33	49.77	54	-4.23
5350	69.14	PK	38	2.5	V	-2.33	66.81	74	-7.19
5350	51.37	AV	38	2.5	V	-2.33	49.04	54	-4.96
5460	63.69	PK	25	2.1	H	-2.26	61.43	74	-12.57
5460	50.42	AV	25	2.1	H	-2.26	48.16	54	-5.84
5460	63.50	PK	290	1.3	V	-2.26	61.24	74	-12.76
5460	50.31	AV	290	1.3	V	-2.26	48.05	54	-5.95
10620	43.56	PK	133	1.8	H	8.89	52.45	74	-21.55
10620	43.35	PK	33	2.1	V	8.89	52.24	74	-21.76

Frequency (MHz)	Receiver		Turntable Angle Degree	Rx Antenna		Factor (dB/m)	Absolute Level (dB $\mu$ V/m)	Limit (dB $\mu$ V/m)	Margin (dB)
	Reading (dB $\mu$ V)	PK/Ave		Height (m)	Polar (H/V)				
802.11AC20(worst case MIMO)									
5260 MHz									
4500	63.28	PK	304	1.5	H	-4.72	58.56	74	-15.44
4500	49.81	AV	304	1.5	H	-4.72	45.09	54	-8.91
4500	63.19	PK	351	1.2	V	-4.72	58.47	74	-15.53
4500	49.72	AV	351	1.2	V	-4.72	45.00	54	-9.00
5150	65.32	PK	148	1.3	H	-2.73	62.59	74	-11.41
5150	49.99	AV	148	1.3	H	-2.73	47.26	54	-6.74
5150	65.17	PK	224	1.4	V	-2.73	62.44	74	-11.56
5150	49.88	AV	224	1.4	V	-2.73	47.15	54	-6.85
10520	44.08	PK	237	2.3	H	8.65	52.73	68.2	-15.47
10520	43.73	PK	155	2.3	V	8.65	52.38	68.2	-15.82
5280 MHz									
10560	45.37	PK	26	2.1	H	8.69	54.06	68.2	-14.14
10560	44.50	PK	161	2.1	V	8.69	53.19	68.2	-15.01
5320 MHz									
5350	70.31	PK	306	2.5	H	-2.33	67.98	74	-6.02
5350	51.34	AV	306	2.5	H	-2.33	49.01	54	-4.99
5350	68.23	PK	167	1.7	V	-2.33	65.90	74	-8.10
5350	50.57	AV	167	1.7	V	-2.33	48.24	54	-5.76
5460	63.67	PK	185	2.4	H	-2.26	61.41	74	-12.59
5460	50.61	AV	185	2.4	H	-2.26	48.35	54	-5.65
5460	63.56	PK	104	1.2	V	-2.26	61.30	74	-12.70
5460	50.50	AV	104	1.2	V	-2.26	48.24	54	-5.76
10640	46.14	PK	122	1.1	H	8.92	55.06	74	-18.94
10640	29.51	AV	285	1.1	H	8.92	38.43	54	-15.57
10640	45.56	PK	211	2	V	8.92	54.48	74	-19.52
10640	29.85	AV	143	2	V	8.92	38.77	54	-15.23

Frequency (MHz)	Receiver		Turntable Angle Degree	Rx Antenna		Factor (dB/m)	Absolute Level (dBμV/m)	Limit (dBμV/m)	Margin (dB)
	Reading (dBμV)	PK/Ave		Height (m)	Polar (H/V)				
802.11AC40(worst case MIMO)									
5270 MHz									
4500	63.34	PK	122	1.2	H	-4.72	58.62	74	-15.38
4500	50.47	AV	122	1.2	H	-4.72	45.75	54	-8.25
4500	63.25	PK	59	1.7	V	-4.72	58.53	74	-15.47
4500	50.38	AV	59	1.7	V	-4.72	45.66	54	-8.34
5150	67.04	PK	274	1.8	H	-2.73	64.31	74	-9.69
5150	49.95	AV	274	1.8	H	-2.73	47.22	54	-6.78
5150	65.31	PK	31	1.2	V	-2.73	62.58	74	-11.42
5150	49.86	AV	31	1.2	V	-2.73	47.13	54	-6.87
10540	42.94	PK	240	1.3	H	8.65	51.59	68.2	-16.61
10540	42.55	PK	154	1.3	V	8.65	51.20	68.2	-17.00
5310 MHz									
5350	72.47	PK	278	1	H	-2.33	70.14	74	-3.86
5350	52.31	AV	278	1	H	-2.33	49.98	54	-4.02
5350	70.40	PK	69	2.1	V	-2.33	68.07	74	-5.93
5350	51.59	AV	69	2.1	V	-2.33	49.26	54	-4.74
5460	63.76	PK	66	2.3	H	-2.26	61.50	74	-12.50
5460	50.54	AV	66	2.3	H	-2.26	48.28	54	-5.72
5460	63.65	PK	235	1.2	V	-2.26	61.39	74	-12.61
5460	50.50	AV	235	1.2	V	-2.26	48.24	54	-5.76
10620	43.60	PK	184	2.3	H	8.89	52.49	74	-21.51
10620	43.31	PK	224	1.6	V	8.89	52.20	74	-21.80

Frequency (MHz)	Receiver		Turntable Angle Degree	Rx Antenna		Factor (dB/m)	Absolute Level (dBμV/m)	Limit (dBμV/m)	Margin (dB)
	Reading (dBμV)	PK/Ave		Height (m)	Polar (H/V)				
802.11AC80(worst case MIMO)									
5290 MHz									
4500	63.24	PK	67	2.3	H	-4.72	58.52	74	-15.48
4500	50.45	AV	67	2.3	H	-4.72	45.73	54	-8.27
4500	63.13	PK	111	1	V	-4.72	58.41	74	-15.59
4500	50.37	AV	111	1	V	-4.72	45.65	54	-8.35
5150	65.79	PK	81	2.4	H	-2.73	63.06	74	-10.94
5150	49.85	AV	81	2.4	H	-2.73	47.12	54	-6.88
5150	65.27	PK	292	2	V	-2.73	62.54	74	-11.46
5150	49.78	AV	292	2	V	-2.73	47.05	54	-6.95
5350	73.87	PK	38	1.9	H	-2.33	71.54	74	-2.46
5350	55.08	AV	38	1.9	H	-2.33	52.75	54	-1.25
5350	72.51	PK	175	2.3	V	-2.33	70.18	74	-3.82
5350	54.53	AV	175	2.3	V	-2.33	52.20	54	-1.80
5460	63.86	PK	49	1.4	H	-2.26	61.60	74	-12.40
5460	50.45	AV	49	1.4	H	-2.26	48.19	54	-5.81
5460	63.67	PK	270	2.1	V	-2.26	61.41	74	-12.59
5460	50.30	AV	270	2.1	V	-2.26	48.04	54	-5.96
10580	45.29	PK	103	2.2	H	8.77	54.06	68.2	-14.14
10580	44.42	PK	62	2.2	V	8.77	53.19	68.2	-15.01

**5470-5725MHz:**

Frequency (MHz)	Receiver		Turntable Angle Degree	Rx Antenna		Factor (dB/m)	Absolute Level (dBμV/m)	Limit (dBμV/m)	Margin (dB)
	Reading (dBμV)	PK/Ave		Height (m)	Polar (H/V)				
802.11a(worst case ANT1)									
5500 MHZ									
5460	64.81	PK	350	1	H	-2.26	62.55	74	-11.45
5460	50.32	AV	350	1	H	-2.26	48.06	54	-5.94
5460	64.65	PK	143	1.8	V	-2.26	62.39	74	-11.61
5460	50.14	AV	143	1.8	V	-2.26	47.88	54	-6.12
5470	67.36	PK	13	2.1	H	-2.22	65.14	68.2	-3.06
5470	66.93	PK	325	1.4	V	-2.22	64.71	68.2	-3.49
11000	42.98	PK	196	2.2	H	9.67	52.65	74	-21.35
11000	45.09	PK	297	1.3	V	9.67	54.76	74	-19.24
11000	30.27	AV	246	1.3	V	9.67	39.94	54	-14.06
5580 MHZ									
11160	45.37	PK	302	2.1	H	8.68	54.05	74	-19.95
11160	30.14	AV	337	2.1	H	8.68	38.82	54	-15.18
11160	47.69	PK	17	2.2	V	8.68	56.37	74	-17.63
11160	33.40	AV	124	2.2	V	8.68	42.08	54	-11.92
5700 MHZ									
5725	68.31	PK	174	2.1	H	-1.96	66.35	68.2	-1.85
5725	67.18	PK	218	1.9	V	-1.96	65.22	68.2	-2.98
5745	65.28	PK	5	1.3	H	-1.91	63.37	68.2	-4.83
5745	65.05	PK	280	1.3	V	-1.91	63.14	68.2	-5.06
11400	55.78	PK	270	1.1	H	7.26	63.04	74	-10.96
11400	39.96	AV	355	1.1	H	7.26	47.22	54	-6.78
11400	56.01	PK	329	1.4	V	7.26	63.27	74	-10.73
11400	41.89	AV	56	1.4	V	7.26	49.15	54	-4.85



Frequency (MHz)	Receiver		Turntable Angle Degree	Rx Antenna		Factor (dB/m)	Absolute Level (dBμV/m)	Limit (dBμV/m)	Margin (dB)
	Reading (dBμV)	PK/Ave		Height (m)	Polar (H/V)				
802.11n20(worst case MIMO)									
5500 MHz									
5460	64.50	PK	152	1.8	H	-2.26	62.24	74	-11.76
5460	50.32	AV	152	1.8	H	-2.26	48.06	54	-5.94
5460	64.34	PK	49	2	V	-2.26	62.08	74	-11.92
5460	50.19	AV	49	2	V	-2.26	47.93	54	-6.07
5470	65.82	PK	306	1.9	H	-2.22	63.60	68.2	-4.60
5470	65.37	PK	275	1.4	V	-2.22	63.15	68.2	-5.05
11000	42.83	PK	122	1.6	H	9.67	52.50	74	-21.50
11000	43.94	PK	160	1.1	V	9.67	53.61	74	-20.39
5580 MHz									
11160	44.89	PK	190	2.4	H	8.68	53.57	74	-20.43
11160	46.98	PK	328	2.2	V	8.68	55.66	74	-18.34
11160	30.05	AV	183	2.2	V	8.68	38.73	54	-15.27
5700 MHz									
5725	68.46	PK	275	1.2	H	-1.96	66.50	68.2	-1.70
5725	66.97	PK	7	1.6	V	-1.96	65.01	68.2	-3.19
5745	65.15	PK	158	1.7	H	-1.91	63.24	68.2	-4.96
5745	64.84	PK	83	2.4	V	-1.91	62.93	68.2	-5.27
11400	52.70	PK	31	1.7	H	7.26	59.96	74	-14.04
11400	37.85	AV	206	1.7	H	7.26	45.11	54	-8.89
11400	55.09	PK	335	1.3	V	7.26	62.35	74	-11.65
11400	38.48	AV	311	1.3	V	7.26	45.74	54	-8.26

Frequency (MHz)	Receiver		Turntable Angle Degree	Rx Antenna		Factor (dB/m)	Absolute Level (dBμV/m)	Limit (dBμV/m)	Margin (dB)
	Reading (dBμV)	PK/Ave		Height (m)	Polar (H/V)				
802.11N40(worst case MIMO)									
5510 MHz									
5460	64.99	PK	252	2.1	H	-2.26	62.73	74	-11.27
5460	50.58	AV	252	2.1	H	-2.26	48.32	54	-5.68
5460	64.77	PK	107	2.4	V	-2.26	62.51	74	-11.49
5460	50.32	AV	107	2.4	V	-2.26	48.06	54	-5.94
5470	67.55	PK	274	1.9	H	-2.22	65.33	68.2	-2.87
5470	66.72	PK	120	1.8	V	-2.22	64.50	68.2	-3.70
11020	41.77	PK	207	1.2	H	9.57	51.34	74	-22.66
11020	42.36	PK	130	1.5	V	9.57	51.93	74	-22.07
5550 MHz									
11100	41.65	PK	18	1.7	H	9.12	50.77	74	-23.23
11100	43.07	PK	11	2.1	V	9.12	52.19	74	-21.81
5670 MHz									
5725	68.27	PK	180	2.2	H	-1.96	66.31	68.2	-1.89
5725	67.48	PK	111	1.6	V	-1.96	65.52	68.2	-2.68
5745	65.54	PK	143	1.7	H	-1.91	63.63	68.2	-4.57
5745	65.39	PK	221	2	V	-1.91	63.48	68.2	-4.72
11340	49.10	PK	232	2	H	7.67	56.77	74	-17.23
11340	34.17	AV	248	2	H	7.67	41.84	54	-12.16
11340	49.94	PK	349	1.9	V	7.67	57.61	74	-16.39
11340	34.78	AV	313	1.9	V	7.67	42.45	54	-11.55

Frequency (MHz)	Receiver		Turntable Angle Degree	Rx Antenna		Factor (dB/m)	Absolute Level (dB $\mu$ V/m)	Limit (dB $\mu$ V/m)	Margin (dB)
	Reading (dB $\mu$ V)	PK/Ave		Height (m)	Polar (H/V)				
802.11AC 20(worst case MIMO)									
5500 MHz									
5460	65.45	PK	87	1.5	H	-2.26	63.19	74	-10.81
5460	50.56	AV	87	1.5	H	-2.26	48.30	54	-5.70
5460	65.30	PK	5	1.9	V	-2.26	63.04	74	-10.96
5460	50.34	AV	5	1.9	V	-2.26	48.08	54	-5.92
5470	67.07	PK	49	1.5	H	-2.22	64.85	68.2	-3.35
5470	66.45	PK	135	2.3	V	-2.22	64.23	68.2	-3.97
11000	43.01	PK	189	2	H	9.67	52.68	74	-21.32
11000	44.18	PK	111	1.1	V	9.67	53.85	74	-20.15
5580 MHz									
11160	44.78	PK	132	1.8	H	8.68	53.46	74	-20.54
11160	47.05	PK	25	2	V	8.68	55.73	74	-18.27
11160	30.13	AV	290	2	V	8.68	38.81	54	-15.19
5700 MHz									
5725	68.19	PK	331	1.6	H	-1.96	66.23	68.2	-1.97
5725	67.34	PK	299	1.6	V	-1.96	65.38	68.2	-2.82
5745	65.23	PK	228	1.6	H	-1.91	63.32	68.2	-4.88
5745	65.05	PK	285	1.9	V	-1.91	63.14	68.2	-5.06
11400	52.98	PK	70	1.3	H	7.26	60.24	74	-13.76
11400	37.94	AV	270	1.3	H	7.26	45.20	54	-8.80
11400	55.29	PK	184	1.1	V	7.26	62.55	74	-11.45
11400	38.85	AV	247	1.1	V	7.26	46.11	54	-7.89

Frequency (MHz)	Receiver		Turntable Angle Degree	Rx Antenna		Factor (dB/m)	Absolute Level (dBμV/m)	Limit (dBμV/m)	Margin (dB)
	Reading (dBμV)	PK/Ave		Height (m)	Polar (H/V)				
802.11AC 40(worst case MIMO)									
5510 MHz									
5460	65.37	PK	11	1.5	H	-2.26	63.11	74	-10.89
5460	50.70	AV	11	1.5	H	-2.26	48.44	54	-5.56
5460	65.21	PK	89	2.1	V	-2.26	62.95	74	-11.05
5460	50.52	AV	89	2.1	V	-2.26	48.26	54	-5.74
5470	67.95	PK	293	1.1	H	-2.22	65.73	68.2	-2.47
5470	67.02	PK	207	1.4	V	-2.22	64.80	68.2	-3.40
11020	42.13	PK	322	1.3	H	9.57	51.70	74	-22.30
11020	42.71	PK	298	2	V	9.57	52.28	74	-21.72
5550 MHz									
11100	41.87	PK	126	1.6	H	9.12	50.99	74	-23.01
11100	43.26	PK	310	2.1	V	9.12	52.38	74	-21.62
5670 MHz									
5725	68.31	PK	10	2.1	H	-1.96	66.35	68.2	-1.85
5725	67.73	PK	269	2.1	V	-1.96	65.77	68.2	-2.43
5745	65.35	PK	94	1.9	H	-1.91	63.44	68.2	-4.76
5745	65.17	PK	43	1.1	V	-1.91	63.26	68.2	-4.94
11340	48.95	PK	236	2.1	H	7.67	56.62	74	-17.38
11340	34.08	AV	108	2.1	H	7.67	41.75	54	-12.25
11340	50.04	PK	123	2.2	V	7.67	57.71	74	-16.29
11340	34.90	AV	158	2.2	V	7.67	42.57	54	-11.43

Frequency (MHz)	Receiver		Turntable Angle Degree	Rx Antenna		Factor (dB/m)	Absolute Level (dBμV/m)	Limit (dBμV/m)	Margin (dB)
	Reading (dBμV)	PK/Ave		Height (m)	Polar (H/V)				
802.11AC 80(worst case MIMO)									
5530 MHz									
5460	65.97	PK	165	2.2	H	-2.26	63.71	74	-10.29
5460	51.64	AV	165	2.2	H	-2.26	49.38	54	-4.62
5460	65.38	PK	95	1.6	V	-2.26	63.12	74	-10.88
5460	50.76	AV	95	1.6	V	-2.26	48.50	54	-5.50
5470	68.78	PK	118	1.1	H	-2.22	66.56	68.2	-1.64
5470	67.52	PK	315	1.9	V	-2.22	65.30	68.2	-2.90
11060	40.53	PK	109	1.7	H	9.37	49.90	74	-24.10
11060	41.37	PK	300	2.3	V	9.37	50.74	74	-23.26
5610 MHz									
5725	67.22	PK	281	1.7	H	-1.96	65.26	68.2	-2.94
5725	66.79	PK	205	1.7	V	-1.96	64.83	68.2	-3.37
5745	64.79	PK	102	1.4	H	-1.91	62.88	68.2	-5.32
5745	64.58	PK	266	1.3	V	-1.91	62.67	68.2	-5.53
11220	44.01	PK	47	2.2	H	8.33	52.34	74	-21.66
11220	44.80	PK	10	2.4	V	8.33	53.13	74	-20.87

**5725-5850 MHz:**

Frequency (MHz)	Receiver		Turntable Angle Degree	Rx Antenna		Factor (dB/m)	Absolute Level (dBμV/m)	Limit (dBμV/m)	Margin (dB)
	Reading (dBμV)	PK/Ave		Height (m)	Polar (H/V)				
802.11a(worst case ANT1)									
5745 MHZ									
5650	65.83	PK	95	2.4	H	-1.95	63.88	68.2	-4.32
5700	66.57	PK	1	1.8	H	-2.02	64.55	105.2	-40.65
5720	73.27	PK	2	2.5	H	-1.97	71.30	110.8	-39.50
5725	84.69	PK	102	1.6	H	-1.96	82.73	122.2	-39.47
5650	65.69	PK	37	2.3	V	-1.95	63.74	68.2	-4.46
5700	66.37	PK	246	1	V	-2.02	64.35	105.2	-40.85
5720	70.84	PK	147	2	V	-1.97	68.87	110.8	-41.93
5725	76.08	PK	232	2.1	V	-1.96	74.12	122.2	-48.08
11490	53.72	PK	255	2.3	H	6.63	60.35	74	-13.65
11490	35.98	AV	89	2.3	H	6.63	42.61	54	-11.39
11490	55.60	PK	236	1.1	V	6.63	62.23	74	-11.77
11490	41.31	AV	5	1.1	V	6.63	47.94	54	-6.06
5785 MHZ									
11570	52.53	PK	296	1.7	H	6.59	59.12	74	-14.88
11570	35.14	AV	191	1.7	H	6.59	41.73	54	-12.27
11570	53.95	PK	309	1.9	V	6.59	60.54	74	-13.46
11570	39.37	AV	66	1.9	V	6.59	45.96	54	-8.04
5825 MHZ									
5850	70.25	PK	280	1.3	H	-1.81	68.44	122.2	-53.76
5855	68.18	PK	334	2.2	H	-1.82	66.36	110.8	-44.44
5875	67.44	PK	1	2.1	H	-1.84	65.60	105.2	-39.60
5925	66.67	PK	284	1.4	H	-1.82	64.85	68.2	-3.35
5850	68.93	PK	87	1.2	V	-1.81	67.12	122.2	-55.08
5855	67.67	PK	121	1.3	V	-1.82	65.85	110.8	-44.95
5875	67.23	PK	212	2.5	V	-1.84	65.39	105.2	-39.81
5925	66.58	PK	26	2.4	V	-1.82	64.76	68.2	-3.44
10650	49.36	PK	81	1.2	H	6.77	56.13	74	-17.87
10650	33.45	AV	266	1.2	H	6.77	40.22	54	-13.78
10650	50.27	PK	294	2.3	V	6.77	57.04	74	-16.96
10650	34.80	AV	289	2.3	V	6.77	41.57	54	-12.43

Frequency (MHz)	Receiver		Turntable Angle Degree	Rx Antenna		Factor (dB/m)	Absolute Level (dB $\mu$ V/m)	Limit (dB $\mu$ V/m)	Margin (dB)
	Reading (dB $\mu$ V)	PK/Ave		Height (m)	Polar (H/V)				
802.11n20(worst case MIMO)									
5745 MHz									
5650	66.30	PK	353	1.4	H	-1.95	64.35	68.2	-3.85
5700	67.46	PK	345	2.2	H	-2.02	65.44	105.2	-39.76
5720	74.35	PK	4	1.8	H	-1.97	72.38	110.8	-38.42
5725	85.27	PK	76	2.5	H	-1.96	83.31	122.2	-38.89
5650	66.19	PK	201	1.3	V	-1.95	64.24	68.2	-3.96
5700	67.15	PK	85	1.7	V	-2.02	65.13	105.2	-40.07
5720	71.45	PK	80	1.5	V	-1.97	69.48	110.8	-41.32
5725	80.73	PK	334	1.9	V	-1.96	78.77	122.2	-43.43
11490	54.62	PK	146	1.6	H	6.63	61.25	74	-12.75
11490	38.09	AV	131	1.6	H	6.63	44.72	54	-9.28
11490	58.48	PK	272	1.4	V	6.63	65.11	74	-8.89
11490	42.63	AV	49	1.4	V	6.63	49.26	54	-4.74
5785 MHz									
11570	53.65	PK	135	2.3	H	6.59	60.24	74	-13.76
11570	37.44	AV	244	2.3	H	6.59	44.03	54	-9.97
11570	56.28	PK	308	1	V	6.59	62.87	74	-11.13
11570	38.67	AV	266	1	V	6.59	45.26	54	-8.74
5825 MHz									
5850	74.02	PK	98	1.5	H	-1.81	72.21	122.2	-49.99
5855	71.32	PK	258	1.9	H	-1.82	69.50	110.8	-41.30
5875	67.83	PK	165	2.5	H	-1.84	65.99	105.2	-39.21
5925	66.74	PK	207	1.8	H	-1.82	64.92	68.2	-3.28
5850	71.63	PK	192	2.2	V	-1.81	69.82	122.2	-52.38
5855	69.07	PK	251	1.5	V	-1.82	67.25	110.8	-43.55
5875	67.45	PK	40	1.6	V	-1.84	65.61	105.2	-39.59
5925	66.65	PK	109	2.5	V	-1.82	64.83	68.2	-3.37
10650	50.75	PK	236	1.8	H	6.77	57.52	74	-16.48
10650	34.70	AV	57	1.8	H	6.77	41.47	54	-12.53
10650	53.59	PK	24	2.2	V	6.77	60.36	74	-13.64
10650	35.87	AV	291	2.2	V	6.77	42.64	54	-11.36

Frequency (MHz)	Receiver		Turntable Angle Degree	Rx Antenna		Factor (dB/m)	Absolute Level (dBμV/m)	Limit (dBμV/m)	Margin (dB)
	Reading (dBμV)	PK/Ave		Height (m)	Polar (H/V)				
802.11N40(worst case MIMO)									
5755 MHZ									
5650	65.89	PK	46	1.1	H	-1.95	63.94	68.2	-4.26
5700	67.79	PK	80	2.5	H	-2.02	65.77	105.2	-39.43
5720	83.05	PK	103	1.4	H	-1.97	81.08	110.8	-29.72
5725	84.18	PK	110	2.1	H	-1.96	82.22	122.2	-39.98
5650	65.80	PK	11	2.3	V	-1.95	63.85	68.2	-4.35
5700	67.46	PK	212	1.1	V	-2.02	65.44	105.2	-39.76
5720	78.17	PK	336	1	V	-1.97	76.20	110.8	-34.60
5725	80.64	PK	234	1.5	V	-1.96	78.68	122.2	-43.52
11510	51.91	PK	324	1.5	H	6.59	58.50	74	-15.50
11510	36.53	AV	209	1.5	H	6.59	43.12	54	-10.88
11510	53.50	PK	28	1.2	V	6.59	60.09	74	-13.91
11510	39.04	AV	247	1.2	V	6.59	45.63	54	-8.37
5795 MHZ									
5850	69.89	PK	320	2.2	H	-1.81	68.08	122.2	-54.12
5855	68.27	PK	8	1.1	H	-1.82	66.45	110.8	-44.35
5875	67.57	PK	349	1.6	H	-1.84	65.73	105.2	-39.47
5925	66.68	PK	57	2.2	H	-1.82	64.86	68.2	-3.34
5850	68.43	PK	257	1	V	-1.81	66.62	122.2	-55.58
5855	67.73	PK	223	2	V	-1.82	65.91	110.8	-44.89
5875	67.33	PK	134	1.7	V	-1.84	65.49	105.2	-39.71
5925	66.60	PK	181	2.1	V	-1.82	64.78	68.2	-3.42
11590	49.90	PK	62	2.3	H	6.57	56.47	74	-17.53
11590	34.55	AV	299	2.3	H	6.57	41.12	54	-12.88
11590	50.87	PK	180	1.9	V	6.57	57.44	74	-16.56
11590	36.26	AV	139	1.9	V	6.57	42.83	54	-11.17



Frequency (MHz)	Receiver		Turntable Angle Degree	Rx Antenna		Factor (dB/m)	Absolute Level (dBμV/m)	Limit (dBμV/m)	Margin (dB)
	Reading (dBμV)	PK/Ave		Height (m)	Polar (H/V)				
802.11AC20(worst case MIMO)									
5745 MHz									
5650	66.38	PK	13	1.7	H	-1.95	64.43	68.2	-3.77
5700	67.88	PK	132	1.2	H	-2.02	65.86	105.2	-39.34
5720	76.64	PK	31	1.2	H	-1.97	74.67	110.8	-36.13
5725	87.31	PK	237	1.6	H	-1.96	85.35	122.2	-36.85
5650	66.26	PK	351	2.1	V	-1.95	64.31	68.2	-3.89
5700	67.70	PK	95	2.1	V	-2.02	65.68	105.2	-39.52
5720	73.83	PK	43	1.9	V	-1.97	71.86	110.8	-38.94
5725	82.58	PK	167	1.2	V	-1.96	80.62	122.2	-41.58
11490	54.45	PK	349	2.1	H	6.63	61.08	74	-12.92
11490	37.87	AV	39	2.1	H	6.63	44.50	54	-9.50
11490	58.66	PK	344	1.6	V	6.63	65.29	74	-8.71
11490	42.21	AV	268	1.6	V	6.63	48.84	54	-5.16
5785 MHz									
11570	53.77	PK	226	2.5	H	6.59	60.36	74	-13.64
11570	37.36	AV	103	2.5	H	6.59	43.95	54	-10.05
11570	56.14	PK	344	2	V	6.59	62.73	74	-11.27
11570	38.85	AV	281	2	V	6.59	45.44	54	-8.56
5825 MHz									
5850	76.14	PK	353	1.5	H	-1.81	74.33	122.2	-47.87
5855	73.44	PK	56	1	H	-1.82	71.62	110.8	-39.18
5875	68.42	PK	234	1.5	H	-1.84	66.58	105.2	-38.62
5925	66.81	PK	349	1.5	H	-1.82	64.99	68.2	-3.21
5850	74.05	PK	355	1.1	V	-1.81	72.24	122.2	-49.96
5855	71.14	PK	72	2.4	V	-1.82	69.32	110.8	-41.48
5875	67.99	PK	187	1.2	V	-1.84	66.15	105.2	-39.05
5925	66.72	PK	277	2.4	V	-1.82	64.90	68.2	-3.30
10650	52.10	PK	5	1.3	H	6.77	58.87	74	-15.13
10650	34.74	AV	348	1.3	H	6.77	41.51	54	-12.49
10650	53.36	PK	245	2.4	V	6.77	60.13	74	-13.87
10650	35.72	AV	165	2.4	V	6.77	42.49	54	-11.51

Frequency (MHz)	Receiver		Turntable Angle Degree	Rx Antenna		Factor (dB/m)	Absolute Level (dB $\mu$ V/m)	Limit (dB $\mu$ V/m)	Margin (dB)
	Reading (dB $\mu$ V)	PK/Ave		Height (m)	Polar (H/V)				
802.11AC40(worst case MIMO)									
5755 MHz									
5650	66.02	PK	323	1.6	H	-1.95	64.07	68.2	-4.13
5700	68.37	PK	61	1.4	H	-2.02	66.35	105.2	-38.85
5720	84.21	PK	296	2.2	H	-1.97	82.24	110.8	-28.56
5725	86.64	PK	287	1.8	H	-1.96	84.68	122.2	-37.52
5650	65.90	PK	91	2.1	V	-1.95	63.95	68.2	-4.25
5700	67.90	PK	76	2.1	V	-2.02	65.88	105.2	-39.32
5720	81.50	PK	117	1.9	V	-1.97	79.53	110.8	-31.27
5725	83.27	PK	61	1.1	V	-1.96	81.31	122.2	-40.89
11510	52.25	PK	169	2.3	H	6.59	58.84	74	-15.16
11510	36.62	AV	191	2.3	H	6.59	43.21	54	-10.79
11510	54.41	PK	180	1.3	V	6.59	61.00	74	-13.00
11510	38.97	AV	163	1.3	V	6.59	45.56	54	-8.44
5795 MHz									
5850	72.11	PK	99	2.3	H	-1.81	70.30	122.2	-51.90
5855	70.43	PK	6	1.8	H	-1.82	68.61	110.8	-42.19
5875	68.08	PK	193	1.3	H	-1.84	66.24	105.2	-38.96
5925	66.75	PK	130	1.1	H	-1.82	64.93	68.2	-3.27
5850	70.39	PK	301	2.2	V	-1.81	68.58	122.2	-53.62
5855	69.12	PK	41	2.4	V	-1.82	67.30	110.8	-43.50
5875	67.66	PK	242	2	V	-1.84	65.82	105.2	-39.38
5925	66.63	PK	51	2.4	V	-1.82	64.81	68.2	-3.39
11590	50.63	PK	339	1.5	H	6.57	57.20	74	-16.80
11590	34.77	AV	157	1.5	H	6.57	41.34	54	-12.66
11590	51.71	PK	29	1.9	V	6.57	58.28	74	-15.72
11590	36.45	AV	128	1.9	V	6.57	43.02	54	-10.98

Frequency (MHz)	Receiver		Turntable Angle Degree	Rx Antenna		Factor (dB/m)	Absolute Level (dBμV/m)	Limit (dBμV/m)	Margin (dB)
	Reading (dBμV)	PK/Ave		Height (m)	Polar (H/V)				
802.11AC80(worst case MIMO)									
5775MHz									
5650	65.78	PK	82	1.1	H	-1.95	63.83	68.2	-4.37
5700	76.50	PK	44	1.1	H	-2.02	74.48	105.2	-30.72
5720	79.31	PK	31	1.7	H	-1.97	77.34	110.8	-33.46
5725	80.52	PK	311	1.7	H	-1.96	78.56	122.2	-43.64
5650	65.67	PK	0	1.6	V	-1.95	63.72	68.2	-4.48
5700	72.86	PK	209	1.8	V	-2.02	70.84	105.2	-34.36
5720	75.34	PK	335	2.1	V	-1.97	73.37	110.8	-37.43
5725	77.57	PK	298	2.2	V	-1.96	75.61	122.2	-46.59
5850	79.17	PK	13	1.9	H	-1.81	77.36	122.2	-44.84
5855	78.17	PK	6	2.5	H	-1.82	76.35	110.8	-34.45
5875	71.68	PK	257	1.5	H	-1.84	69.84	105.2	-35.36
5925	66.83	PK	177	2.4	H	-1.82	65.01	68.2	-3.19
5850	75.76	PK	352	1.5	V	-1.81	73.95	122.2	-48.25
5855	73.88	PK	59	1.5	V	-1.82	72.06	110.8	-38.74
5875	70.04	PK	303	1.5	V	-1.84	68.20	105.2	-37.00
5925	66.83	PK	71	2.5	V	-1.82	65.01	68.2	-3.19
11550	48.64	PK	195	1.7	H	6.61	55.25	74	-18.75
11550	33.11	AV	357	1.7	H	6.61	39.72	54	-14.28
11550	50.25	PK	189	2.2	V	6.61	56.86	74	-17.14
11550	33.56	AV	24	2.2	V	6.61	40.17	54	-13.83

**Note:**

Corrected Factor=Antenna factor (RX) + Cable Loss – Amplifier Factor

Corrected Amplitude = Corrected Factor + Reading

Margin = Corrected. Amplitude - Limit

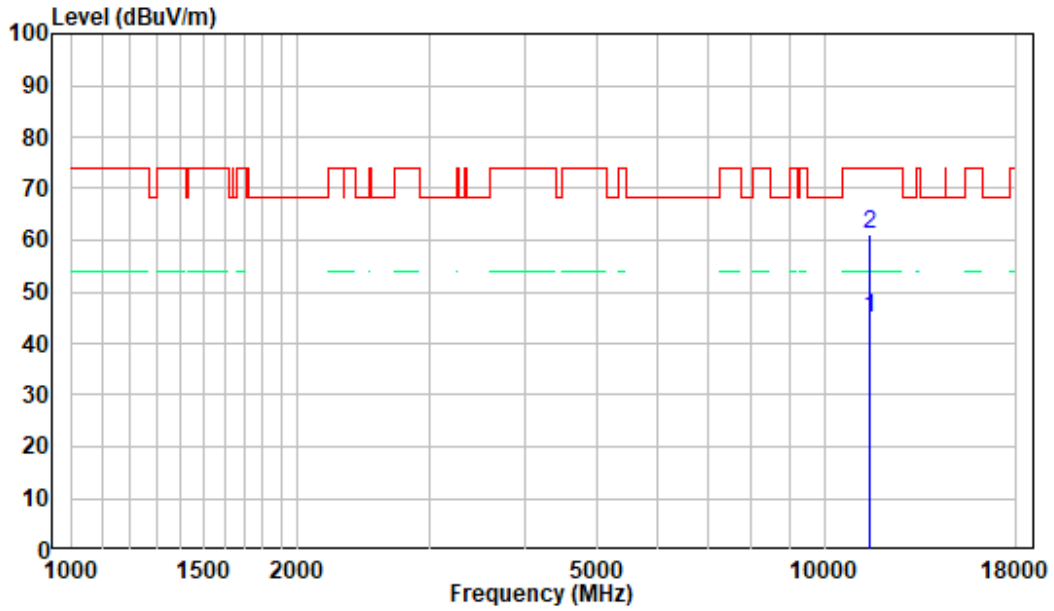
The other spurious emission which is in the noise floor level was not recorded.

The test result of peak was less than the limit of average, so just peak value were recorded.

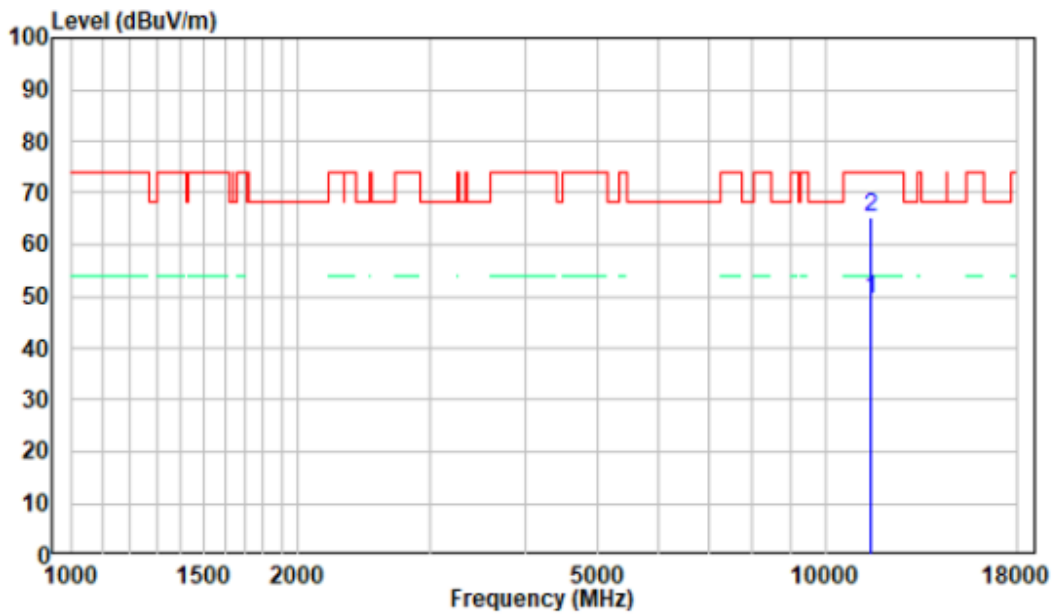
1 GHz - 18 GHz: (Pre-Scan plots)

802.11 n20, 5745MHz

Horizontal



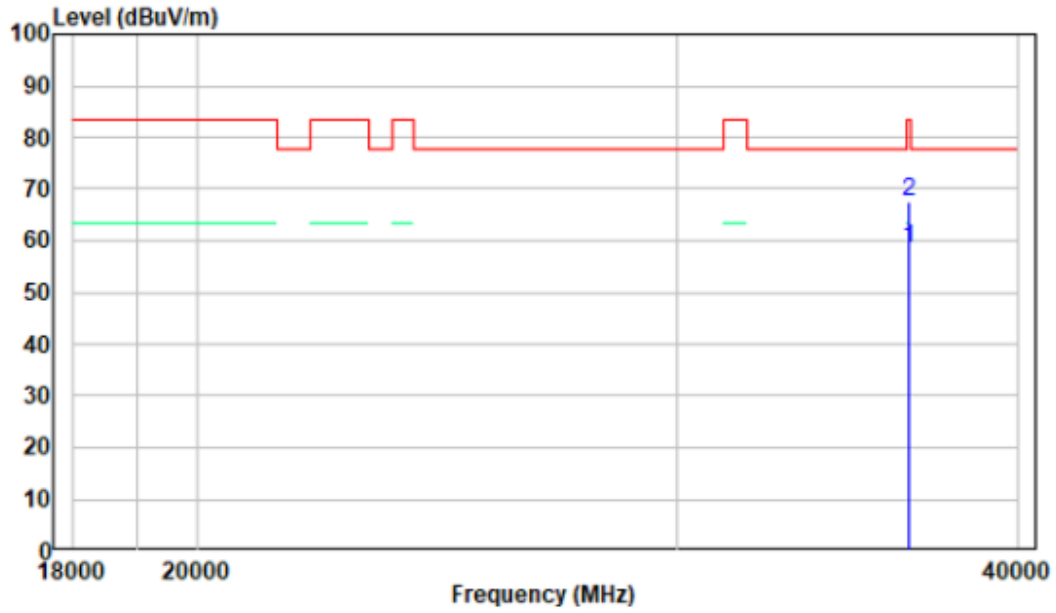
Vertical



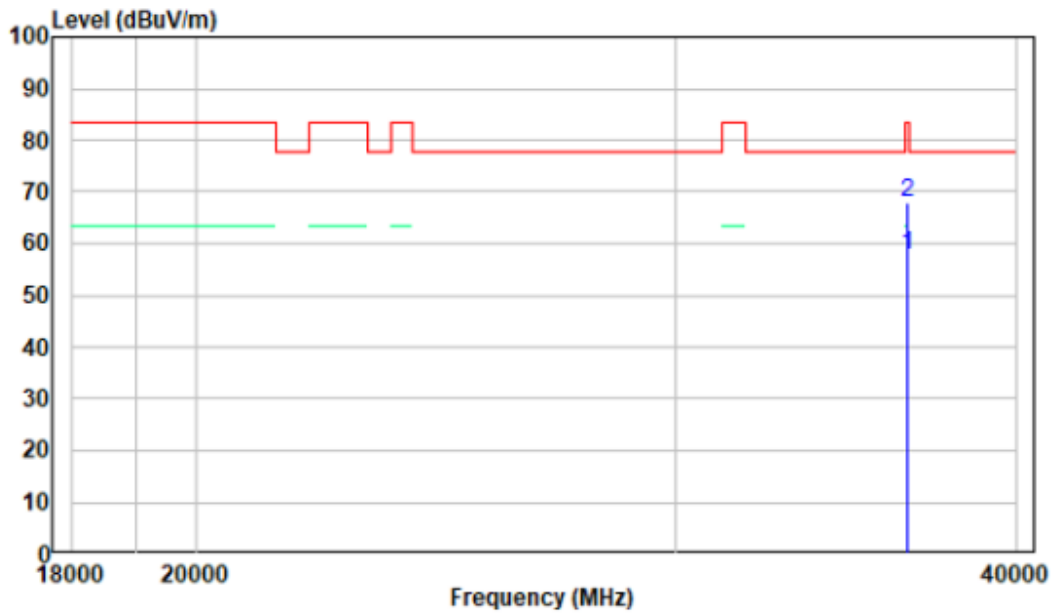
18-40GHz: (Pre-Scan plots)

802.11 n20, 5745MHz

Horizontal



Vertical



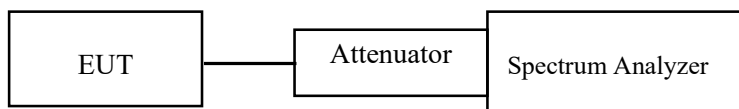
## FCC §15.407(a),(e) –EMISSION BANDWIDTH& 99% OCCUPIED BANDWIDTH

### Applicable Standard

The maximum power spectral density is measured as a conducted emission by direct connection of a calibrated test instrument to the equipment under test. If the device cannot be connected directly, alternative techniques acceptable to the Commission may be used. Measurements in the 5.725-5.85 GHz band are made over a reference bandwidth of 500 kHz or the 26 dB emission bandwidth of the device, whichever is less. Measurements in the 5.15-5.25 GHz, 5.25-5.35 GHz, and the 5.47-5.725 GHz bands are made over a bandwidth of 1 MHz or the 26 dB emission bandwidth of the device, whichever is less. A narrower resolution bandwidth can be used, provided that the measured power is integrated over the full reference bandwidth.

### Test Procedure

- a) Set RBW = approximately 1% of the emission bandwidth.
- b) Set the VBW > RBW.
- c) Detector = Peak.
- d) Trace mode = max hold.
- e) Measure the maximum width of the emission that is 26 dB down from the maximum of the emission. Compare this with the RBW setting of the analyzer. Readjust RBW and repeat measurement as needed until the RBW/EBW ratio is approximately 1%.
- f) for the 99% occupied bandwidth, use the OBW function of spectrum analyzer.



### Test Data

#### Environmental Conditions

<b>Temperature:</b>	25.2~27.3 °C
<b>Relative Humidity:</b>	46~55 %
<b>ATM Pressure:</b>	100.2~101.3 kPa

*The testing was performed by Roger Ling from 2022-06-27 to 2022-06-30.*

*EUT operation mode: Transmitting*

**Test Result:** Pass; please refer to the following tables and plots.

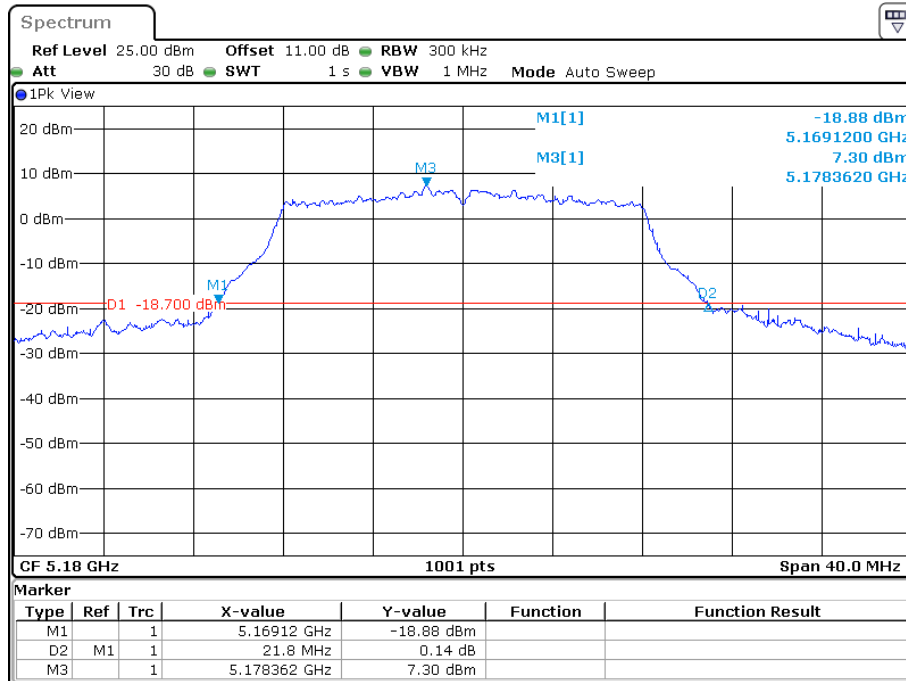
For module:YL43455

**5150 MHz - 5250 MHz:**

Frequency (MHz)	Antenna Port	26 dB Bandwidth (MHz)	99% Bandwidth (MHz)	Remark
802.11a				No transmitted signal in the 99% bandwidth extends into the U-NII-2A band
5180	Ant0	21.80	17.05	
5200	Ant0	21.56	17.05	
5240	Ant0	21.60	17.02	
802.11n20				
5180	Ant0	24.44	18.22	
5200	Ant0	25.84	18.28	
5240	Ant0	26.36	18.25	
802.11n40				
5190	Ant0	48.00	36.38	
5230	Ant0	47.92	36.44	
802.11ac20				
5180	Ant0	25.04	18.19	
5200	Ant0	24.32	18.19	
5240	Ant0	24.80	18.22	
802.11ac40				
5190	Ant0	42.88	36.38	
5230	Ant0	42.16	36.38	
11ac80				
5210	Ant0	82.08	75.64	

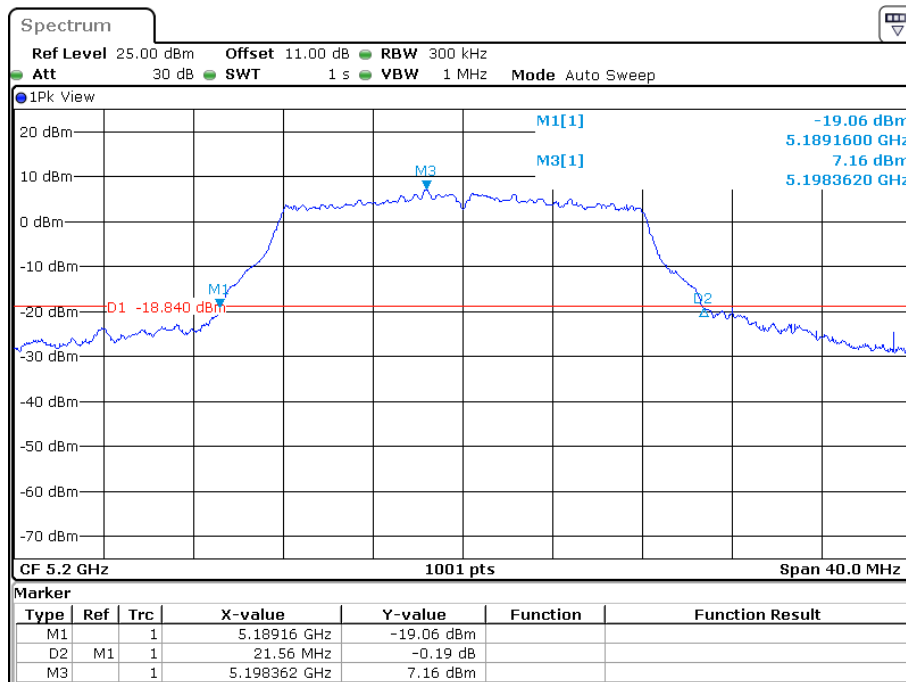
26 dB Emission Bandwidth

802.11a mode, 5180 MHz



Date: 27.JUN.2022 21:17:40

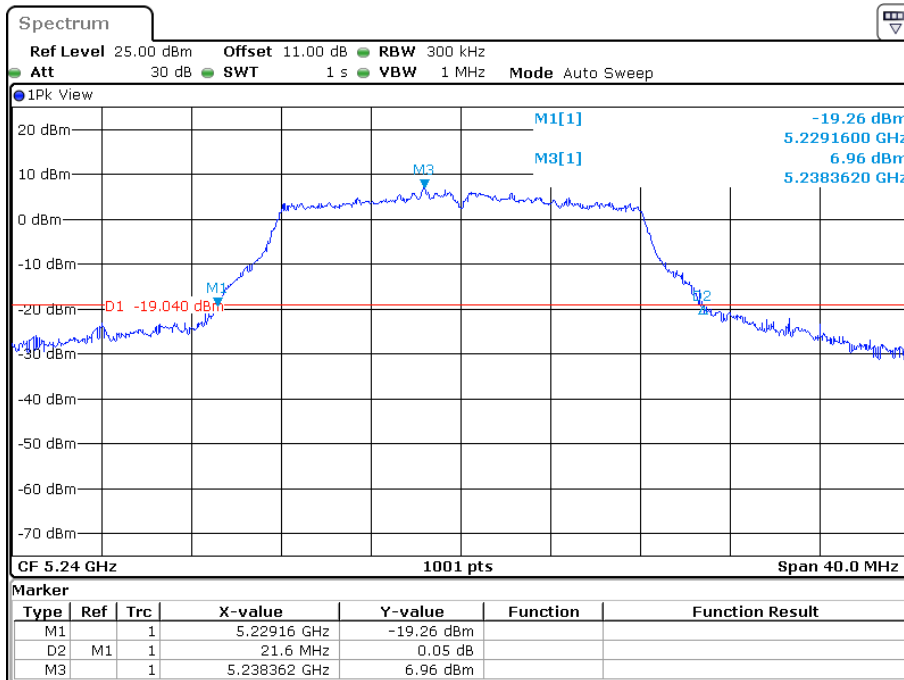
802.11a mode, 5200 MHz



Date: 27.JUN.2022 21:20:18

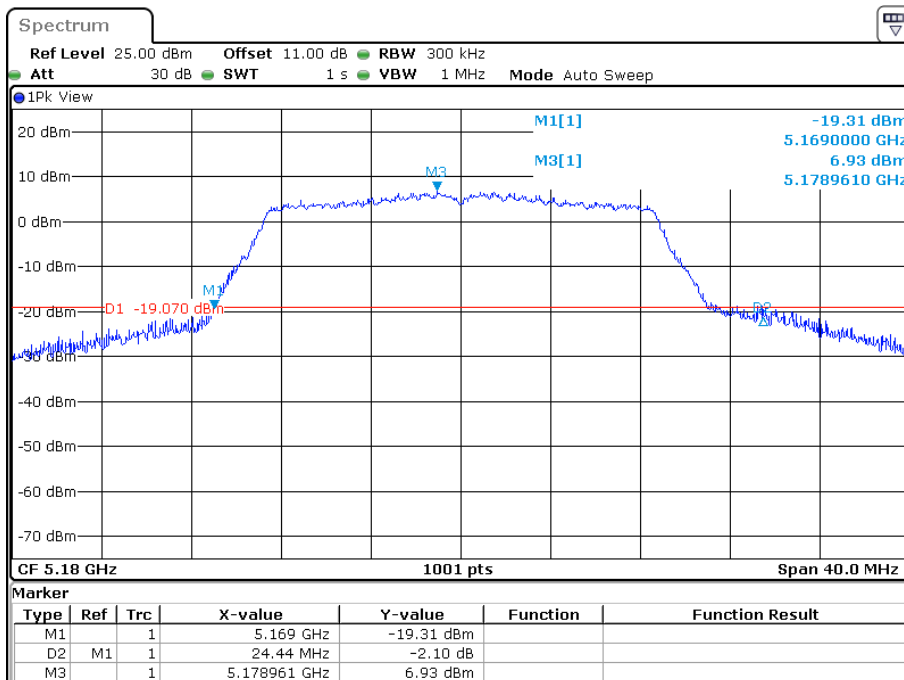


### 802.11a mode, 5240 MHz



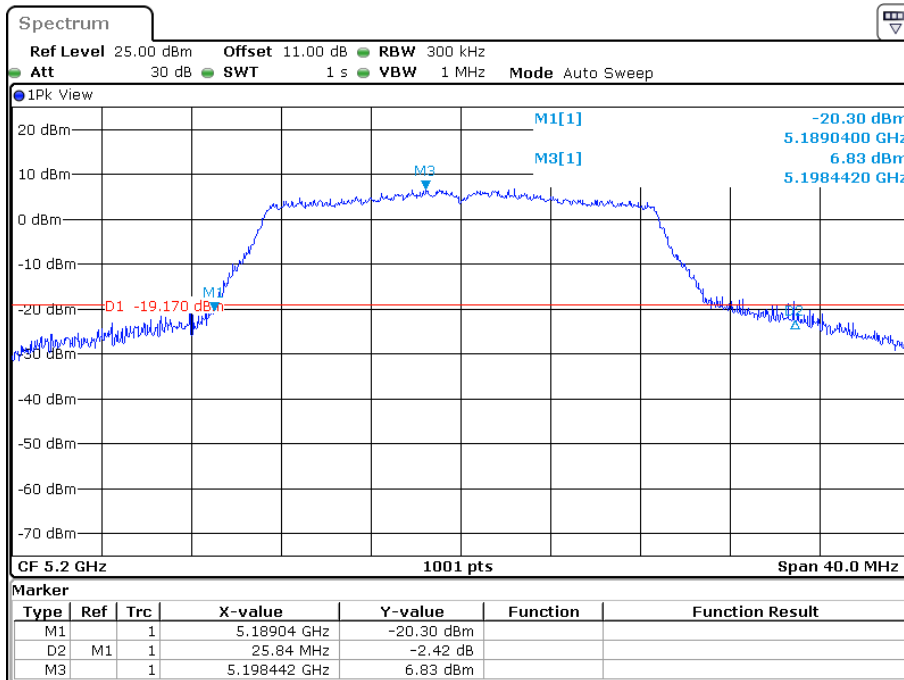
Date: 27.JUN.2022 21:22:46

### 802.11n20 mode, 5180 MHz



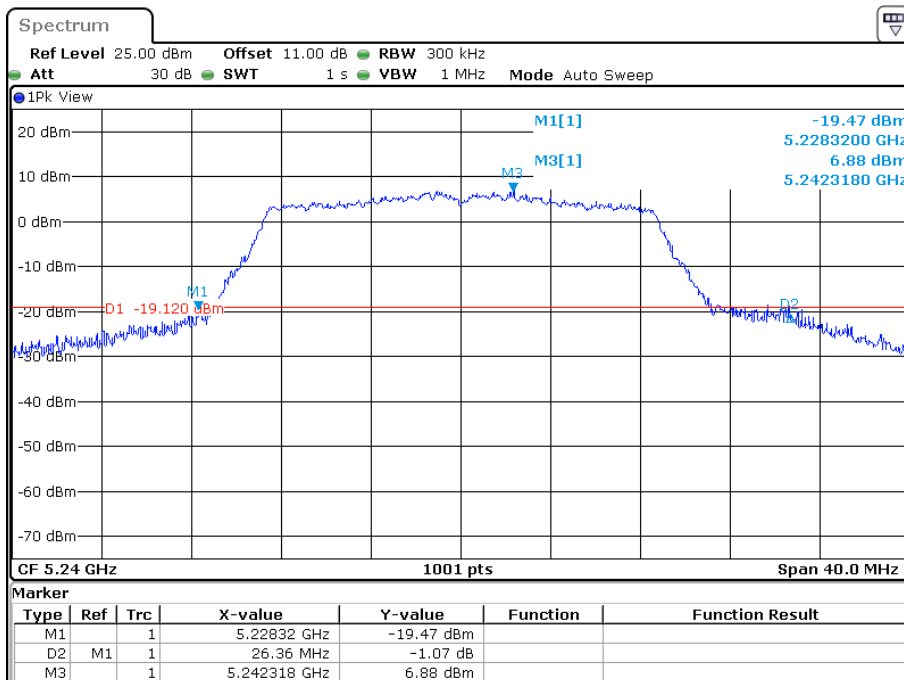
Date: 27.JUN.2022 22:10:22

802.11n20 mode, 5200 MHz



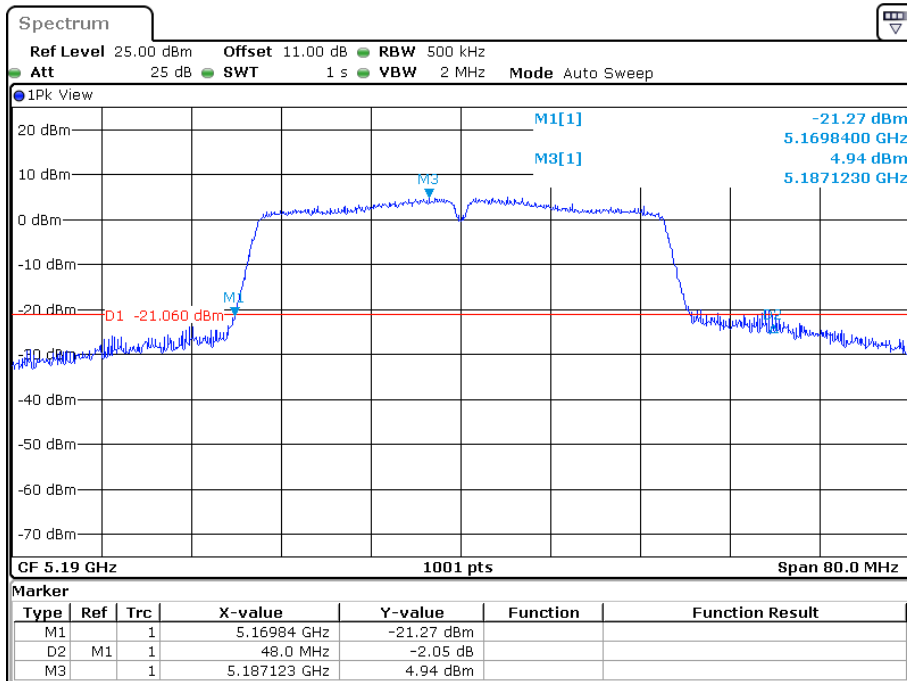
Date: 27.JUN.2022 22:13:14

802.11n20 mode, 5240 MHz



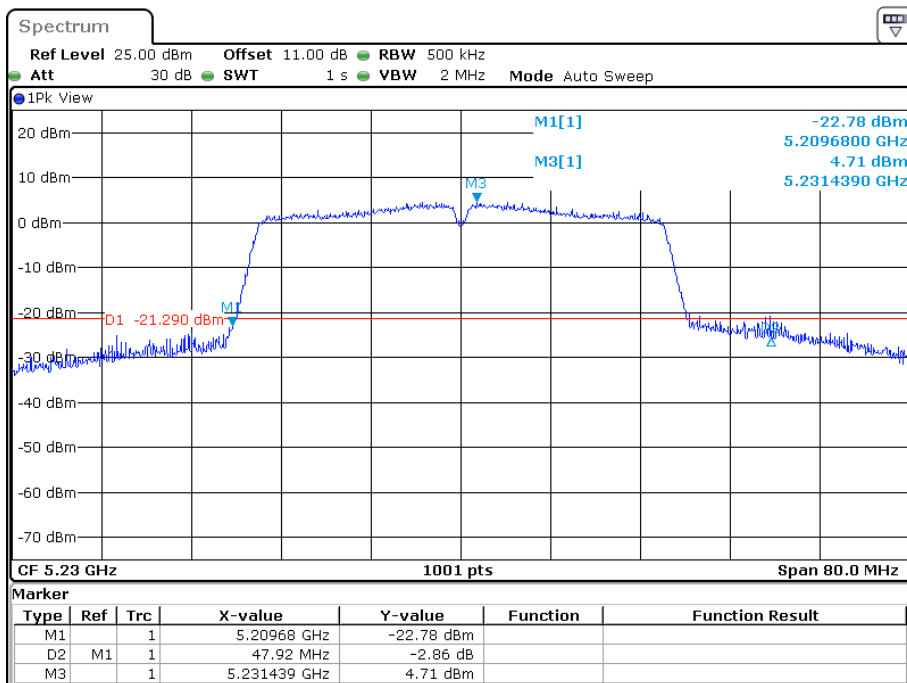
Date: 27.JUN.2022 22:15:57

802.11n40 mode, 5190 MHz



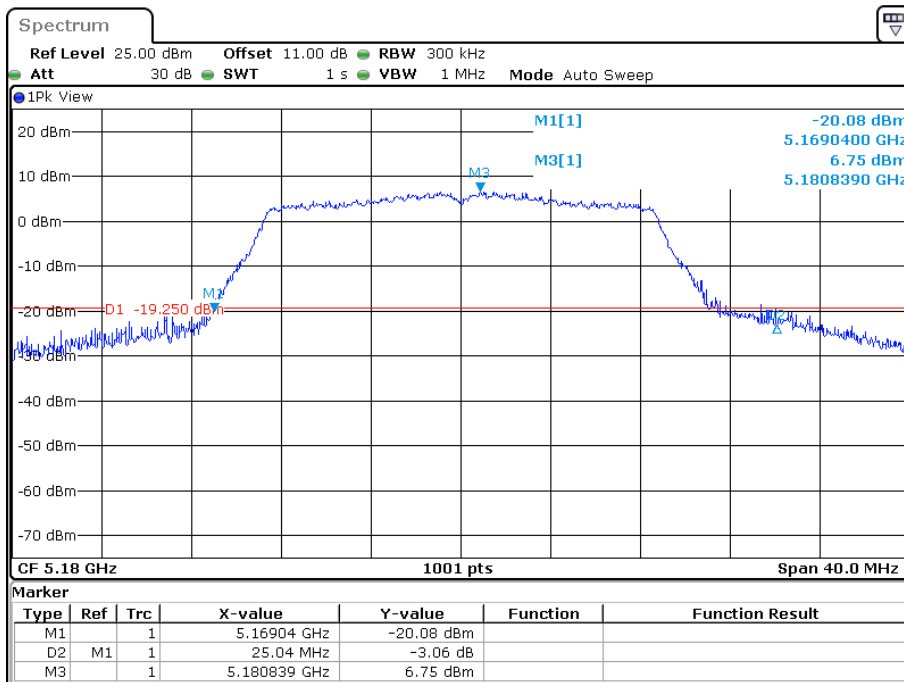
Date: 27.JUN.2022 23:23:11

802.11n40 mode, 5230 MHz



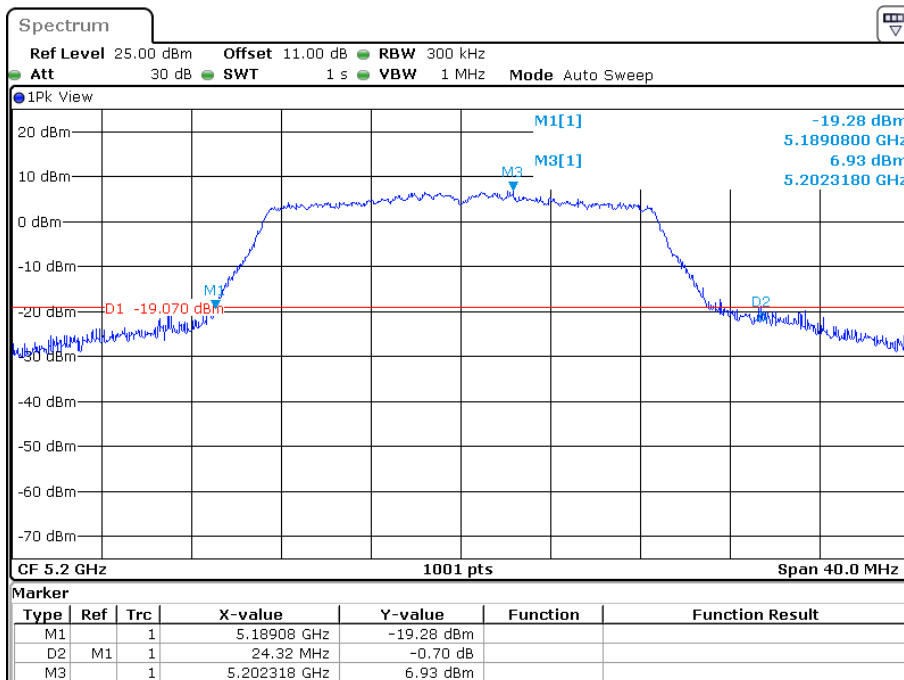
Date: 27.JUN.2022 23:33:47

### 802.11ac20 mode, 5180 MHz



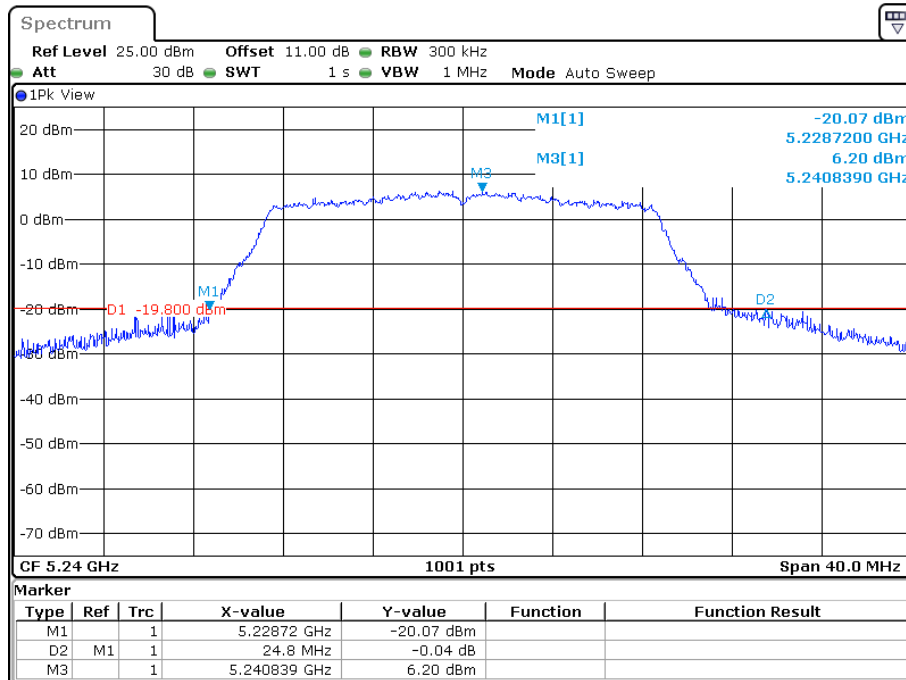
Date: 27.JUN.2022 22:54:40

### 802.11ac20 mode, 5200 MHz

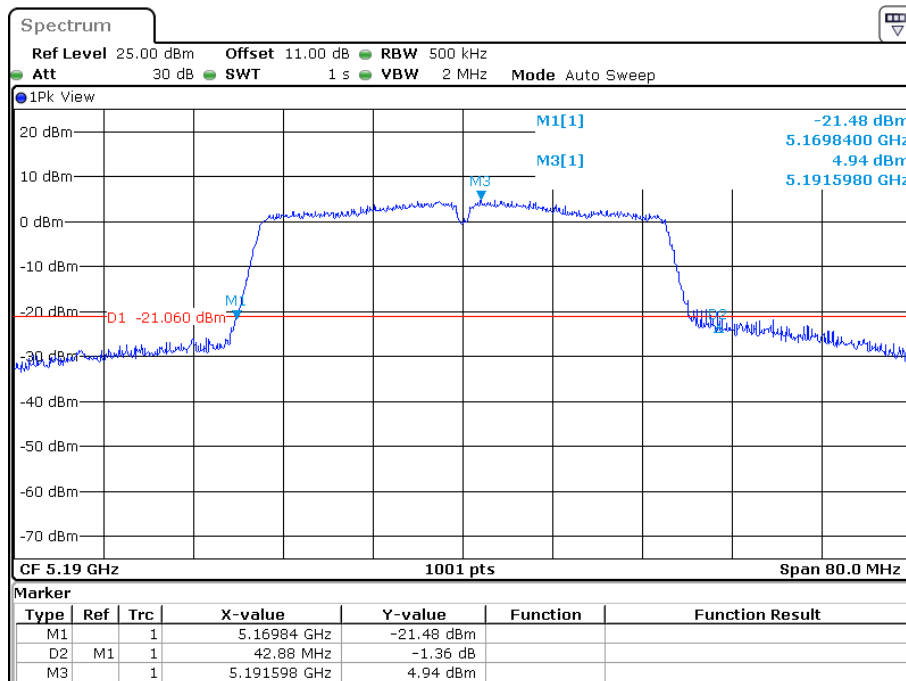


Date: 27.JUN.2022 22:47:37

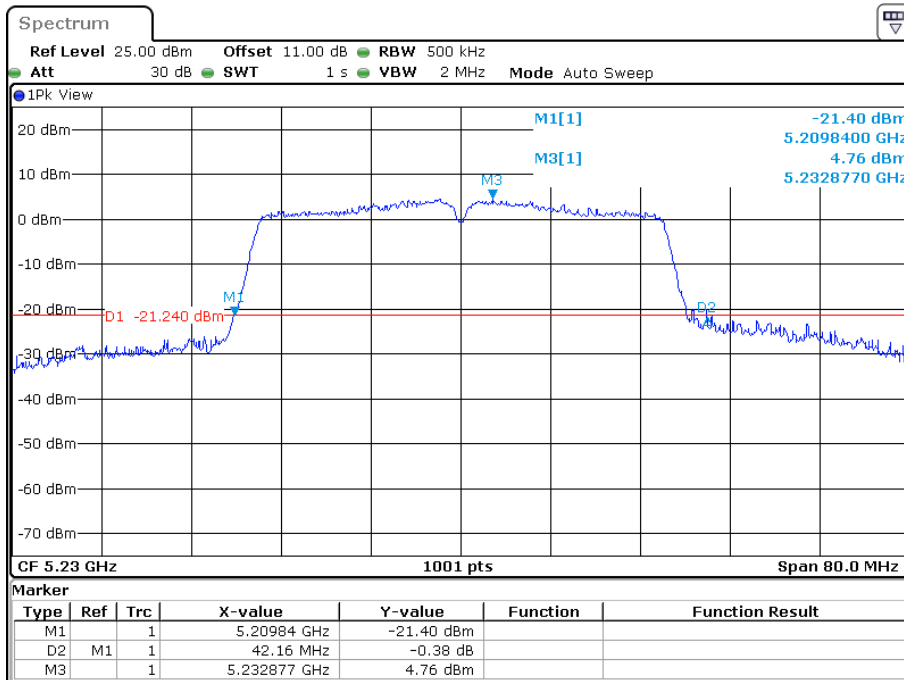
### 802.11ac20 mode, 5240 MHz



### 802.11ac40 mode, 5190 MHz

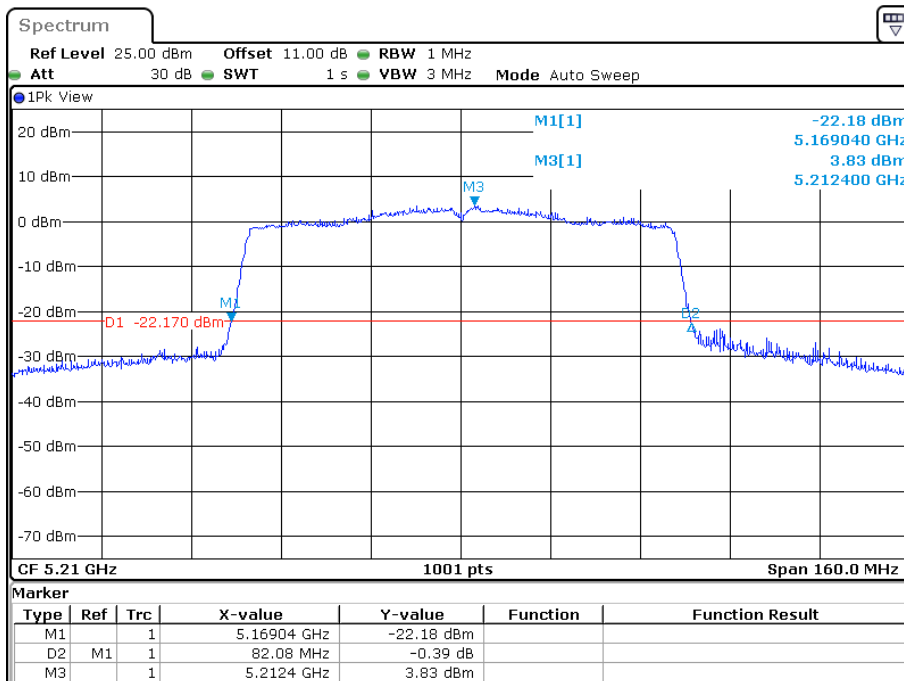


### 802.11ac40 mode, 5230 MHz



Date: 27.JUN.2022 23:58:44

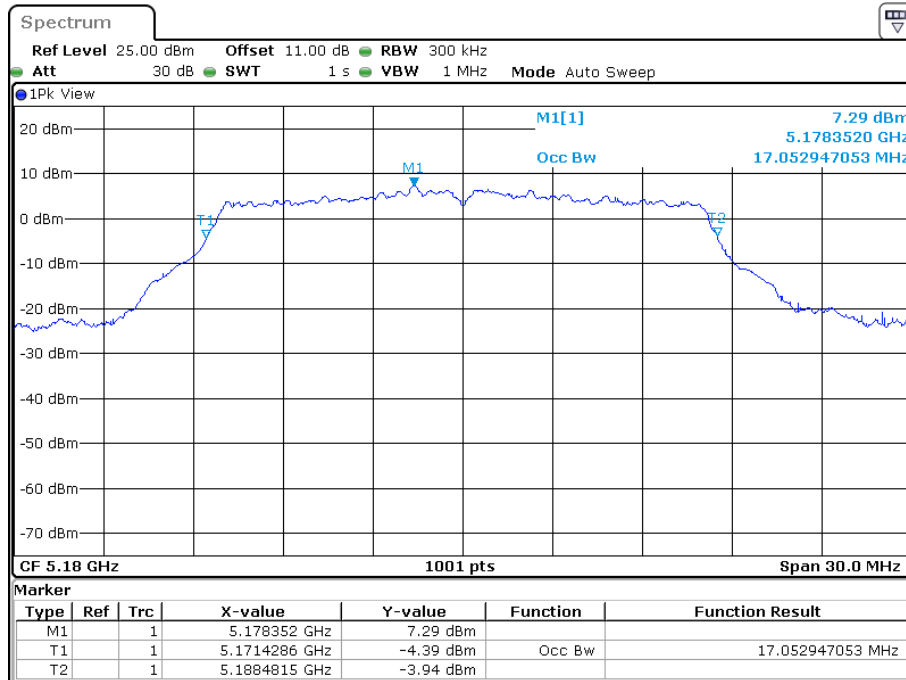
### 802.11ac80 mode, 5210 MHz



Date: 28.JUN.2022 00:19:56

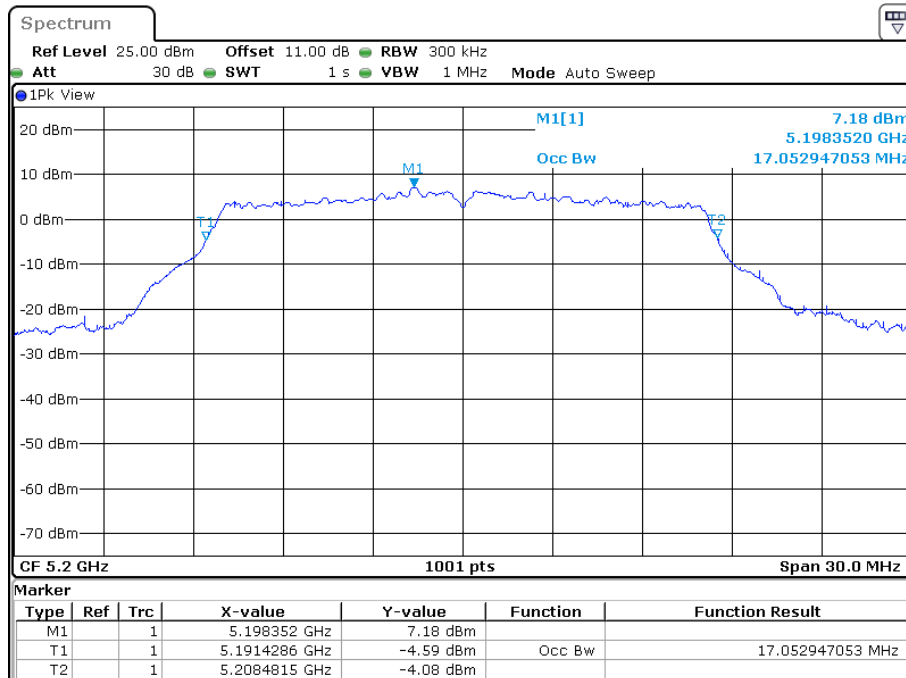
**99% Occupied Bandwidth**

**802.11a mode, 5180 MHz**



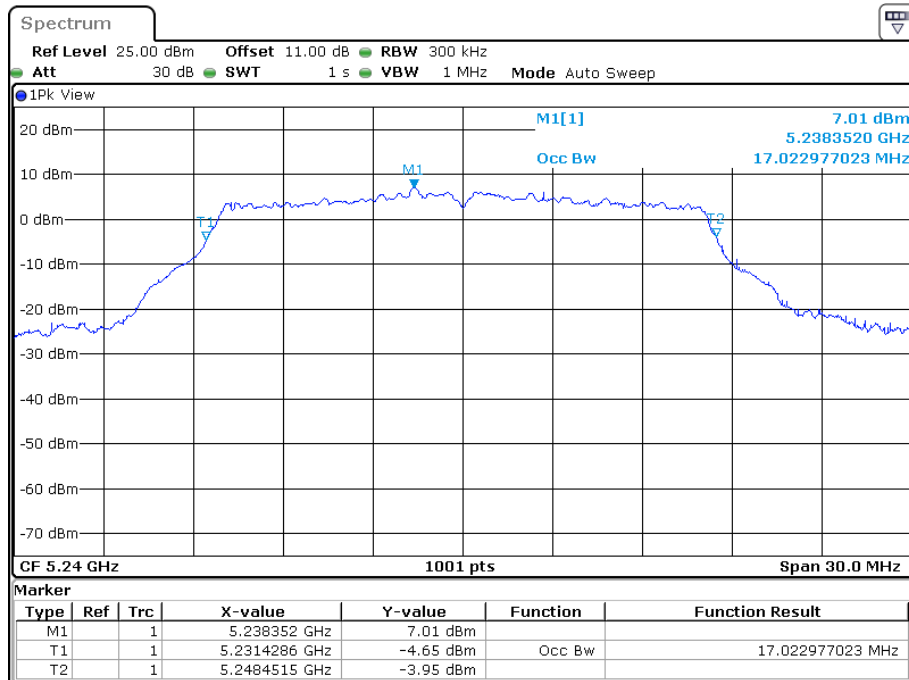
Date: 27.JUN.2022 21:17:11

**802.11a mode, 5200 MHz**



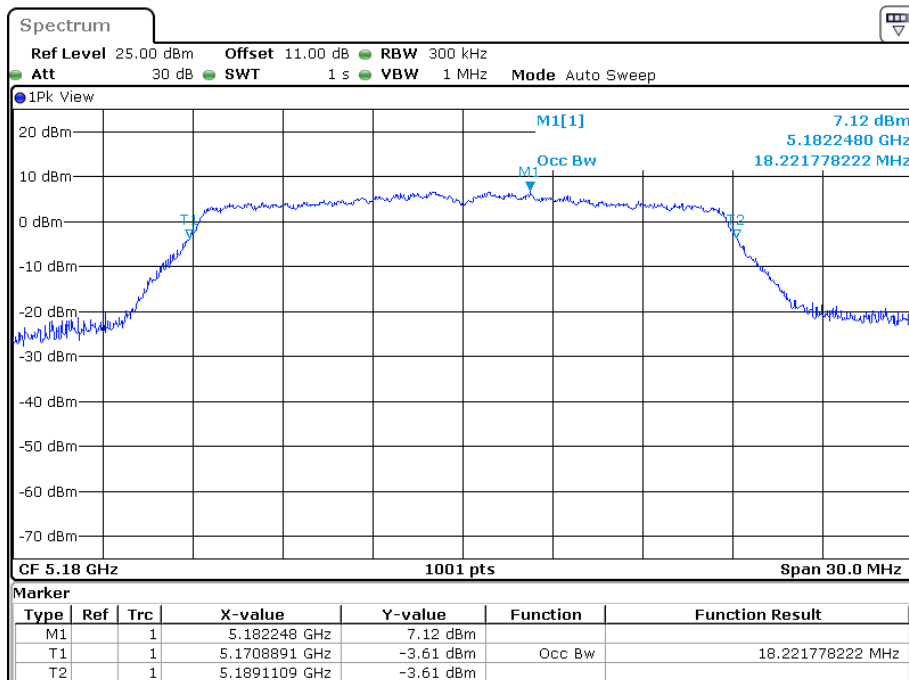
Date: 27.JUN.2022 21:19:48

802.11a mode, 5240 MHz



Date: 27.JUN.2022 21:22:16

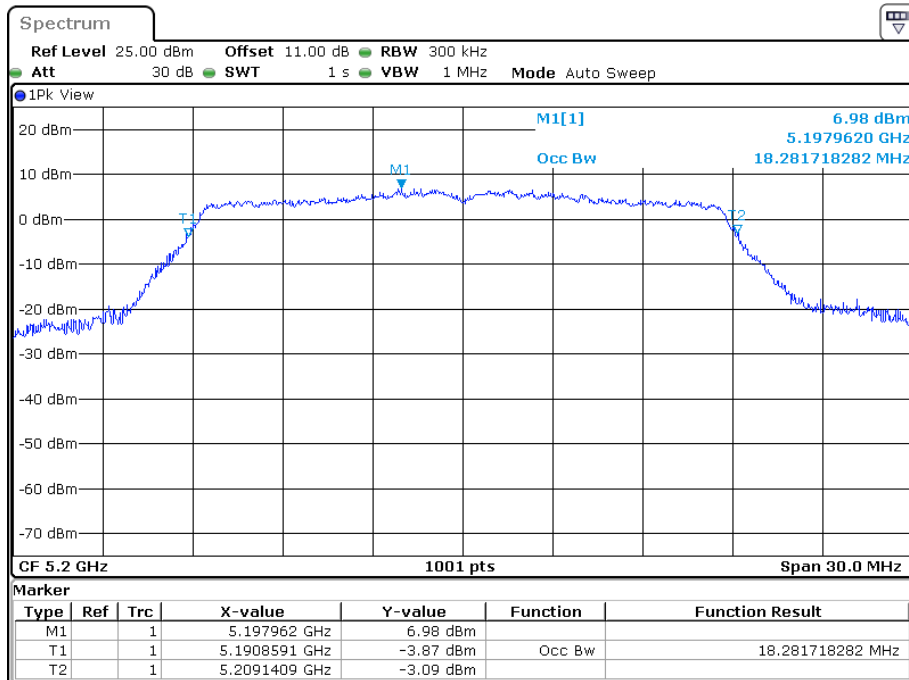
802.11n20 mode, 5180 MHz



Date: 27.JUN.2022 22:09:52

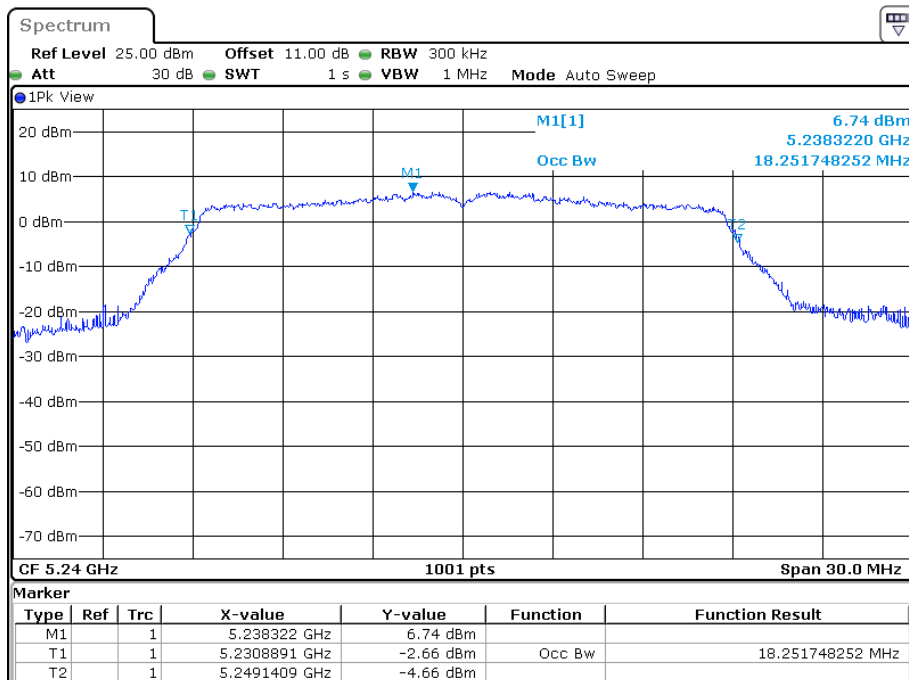


802.11n20 mode, 5200 MHz



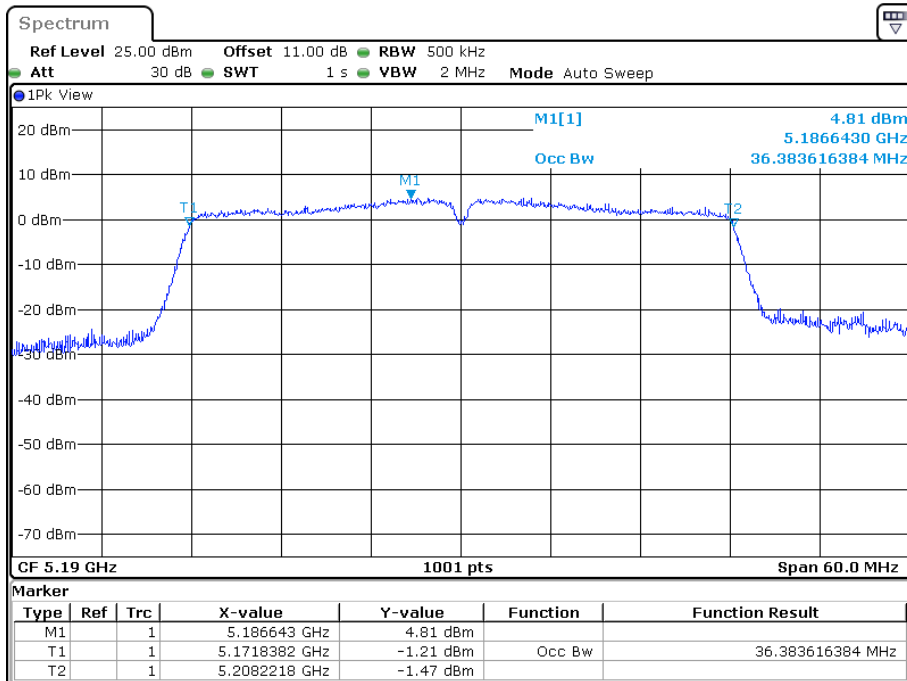
Date: 27.JUN.2022 22:12:44

802.11n20 mode, 5240 MHz



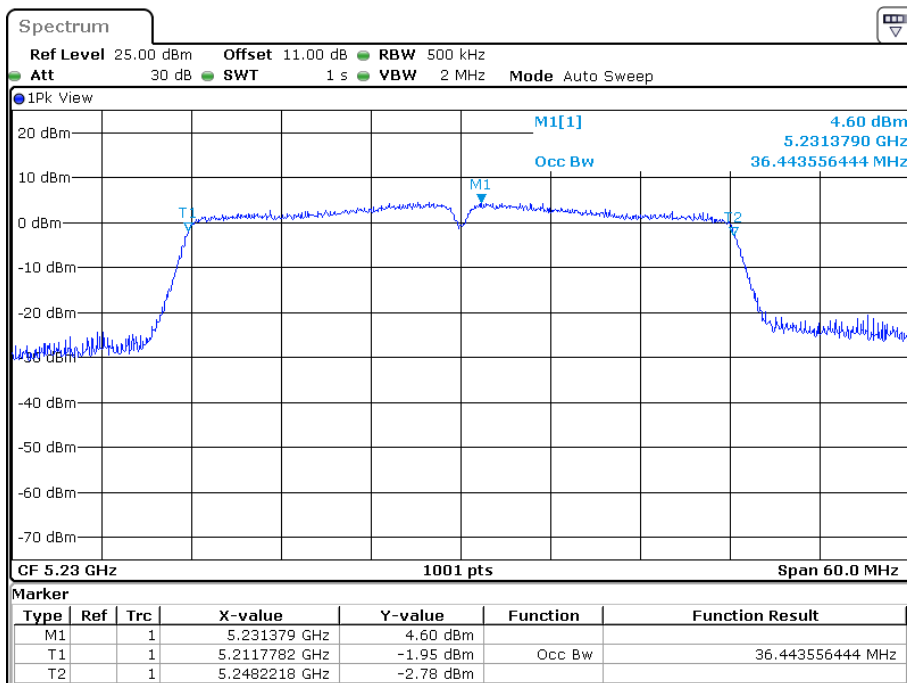
Date: 27.JUN.2022 22:15:27

802.11n40 mode, 5190 MHz



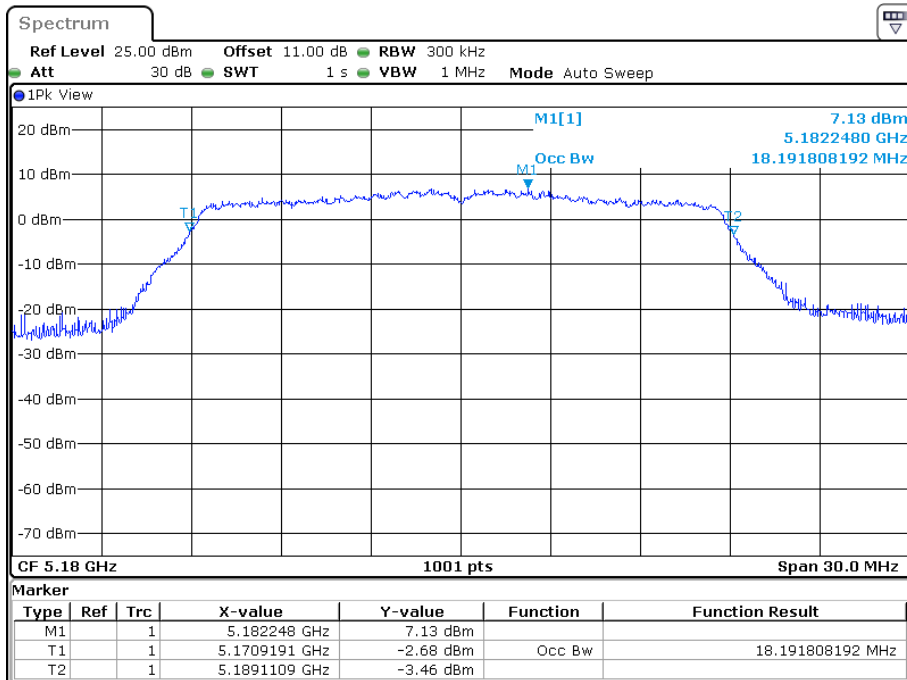
Date: 27.JUN.2022 23:20:30

802.11n40 mode, 5230 MHz

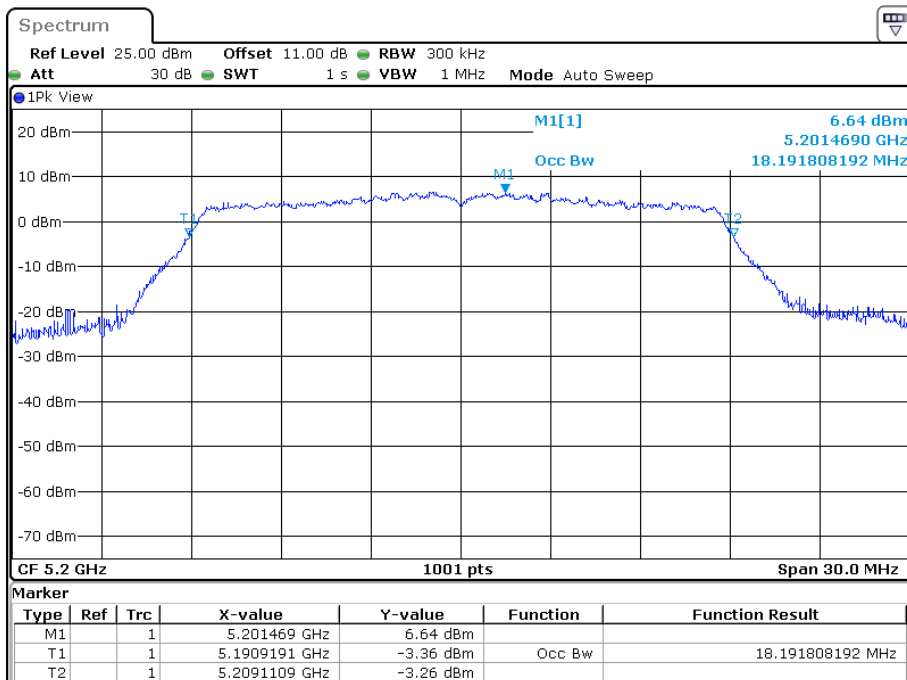


Date: 27.JUN.2022 23:33:17

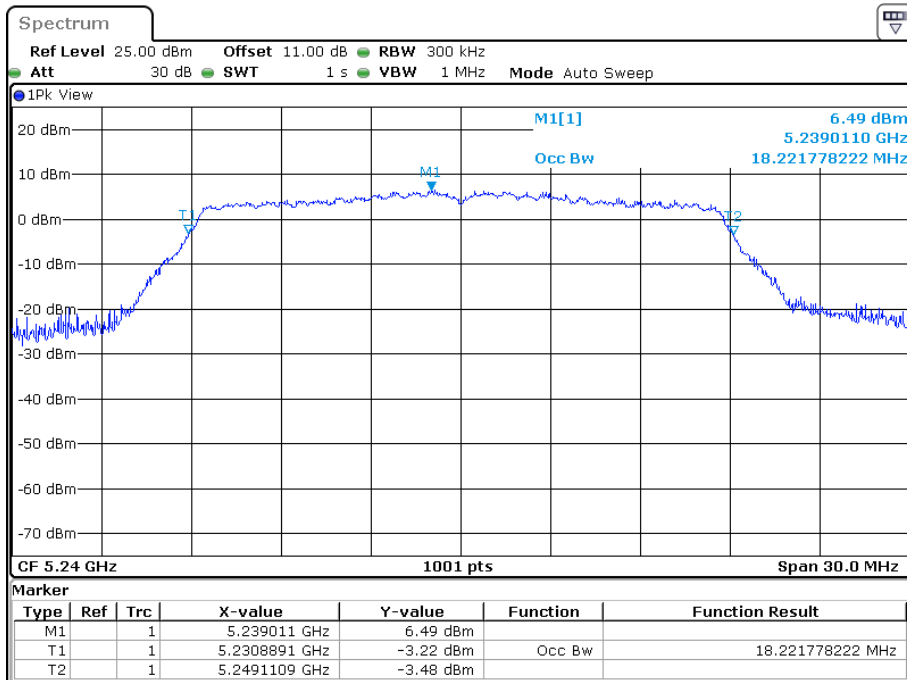
### 802.11ac20 mode, 5180 MHz



### 802.11ac20 mode, 5200 MHz

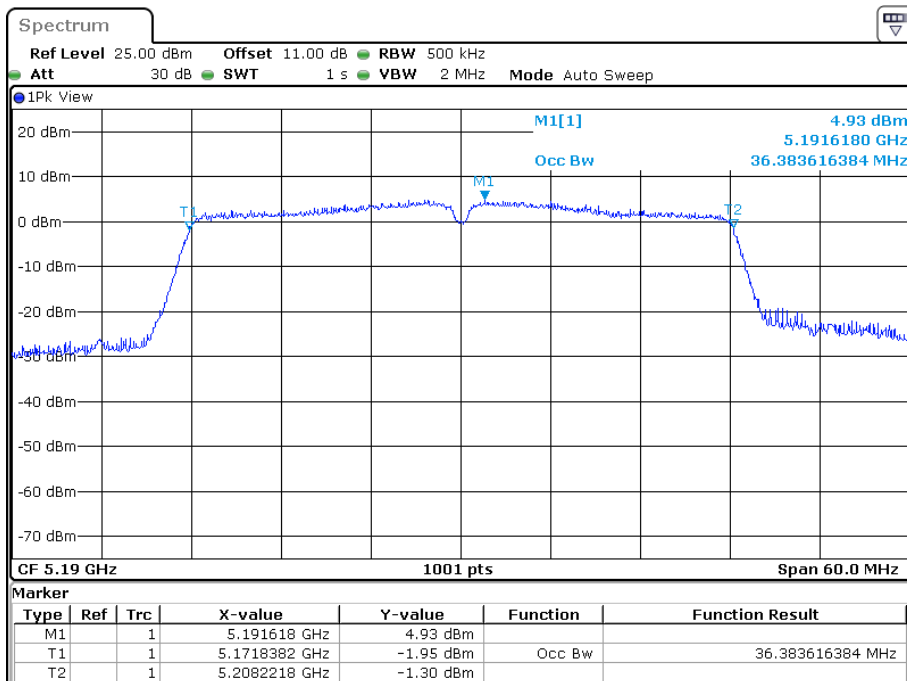


### 802.11ac20 mode, 5240 MHz



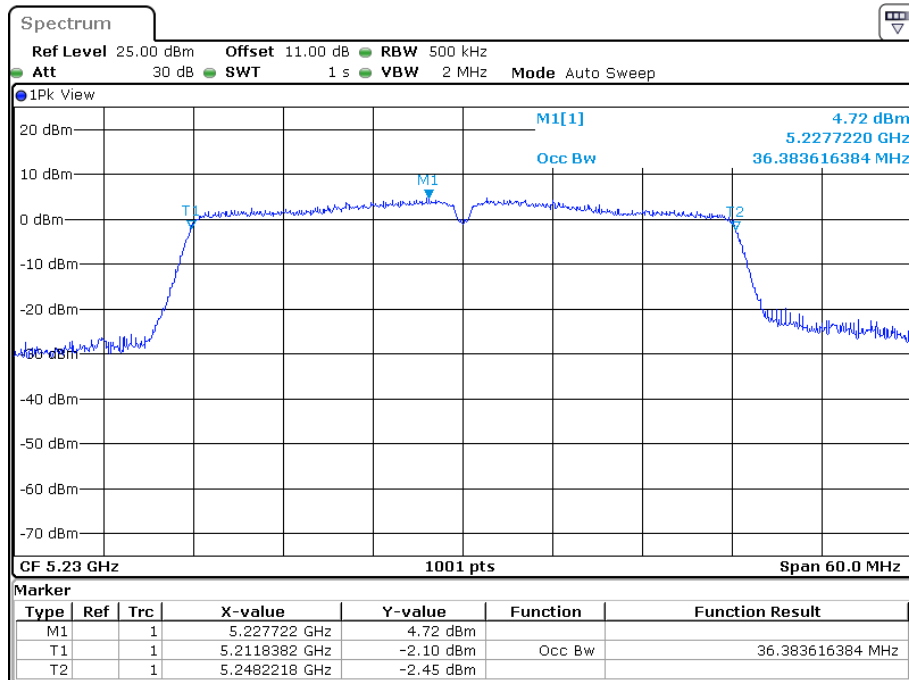
Date: 27.JUN.2022 22:49:34

### 802.11ac40 mode, 5190 MHz



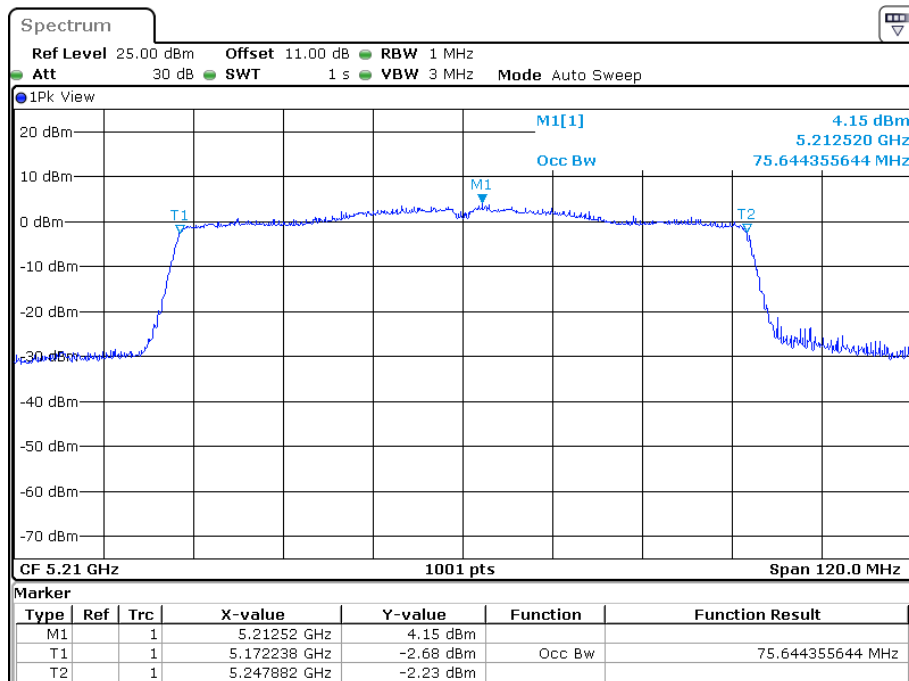
Date: 27.JUN.2022 23:55:40

### 802.11ac40 mode, 5230 MHz



Date: 27.JUN.2022 23:58:15

### 802.11ac80 mode, 5210 MHz



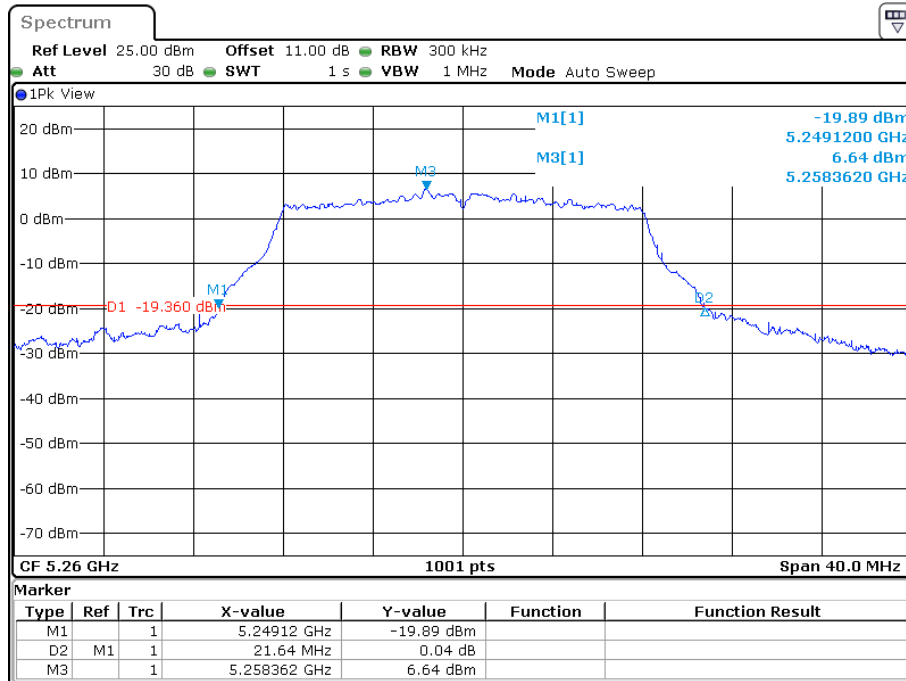
Date: 28.JUN.2022 00:19:27

**5250 MHz - 5350 MHz:**

Frequency (MHz)	Antenna Port	26dB Bandwidth (MHz)	99% Bandwidth (MHz)
802.11a			
5260	Ant0	21.64	17.02
5280	Ant0	21.80	17.02
5320	Ant0	21.68	17.05
802.11n20			
5260	Ant0	23.16	18.19
5280	Ant0	22.28	18.22
5320	Ant0	22.00	18.22
802.11n40			
5270	Ant0	40.80	36.44
5310	Ant0	41.76	36.44
802.11ac20			
5260	Ant0	24.28	18.16
5280	Ant0	22.56	18.19
5320	Ant0	21.88	18.19
802.11ac40			
5270	Ant0	42.08	36.32
5310	Ant0	41.84	36.38
802.11ac80			
5290	Ant0	82.40	75.64

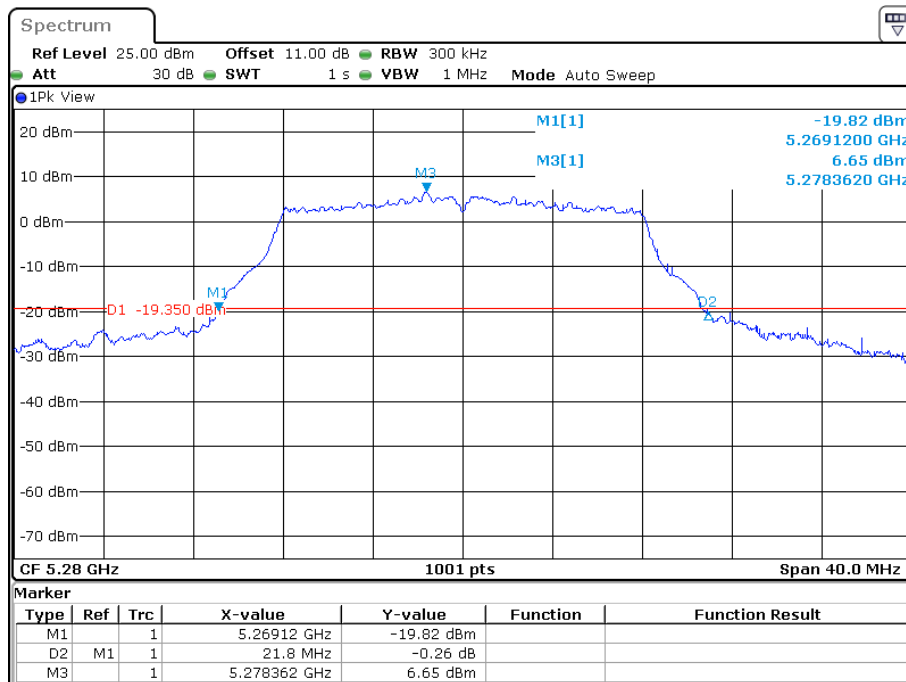
26 dB Emission Bandwidth

802.11a mode, 5260 MHz



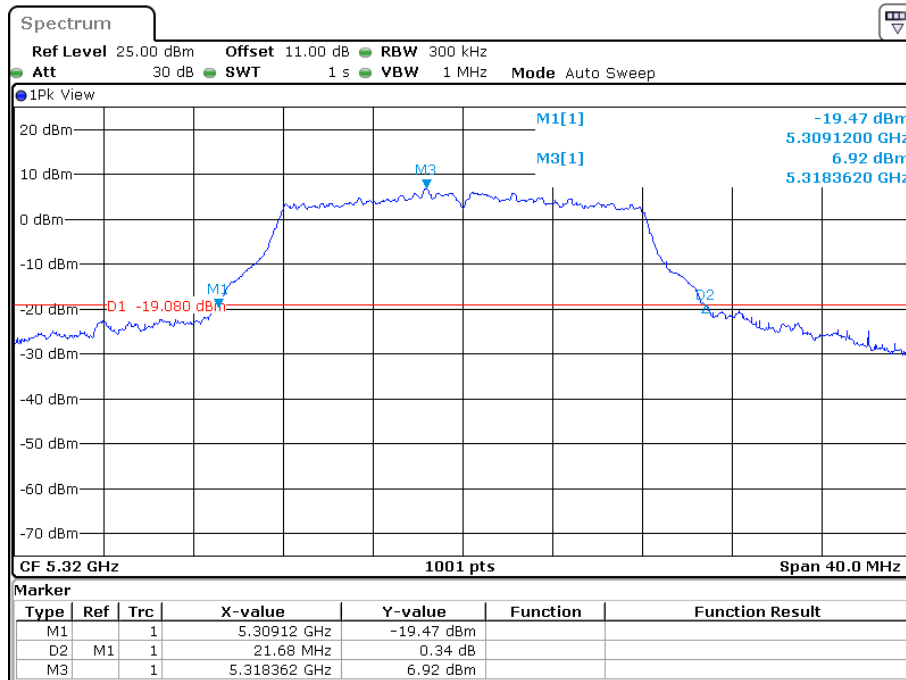
Date: 27.JUN.2022 21:25:38

802.11a mode, 5280MHz



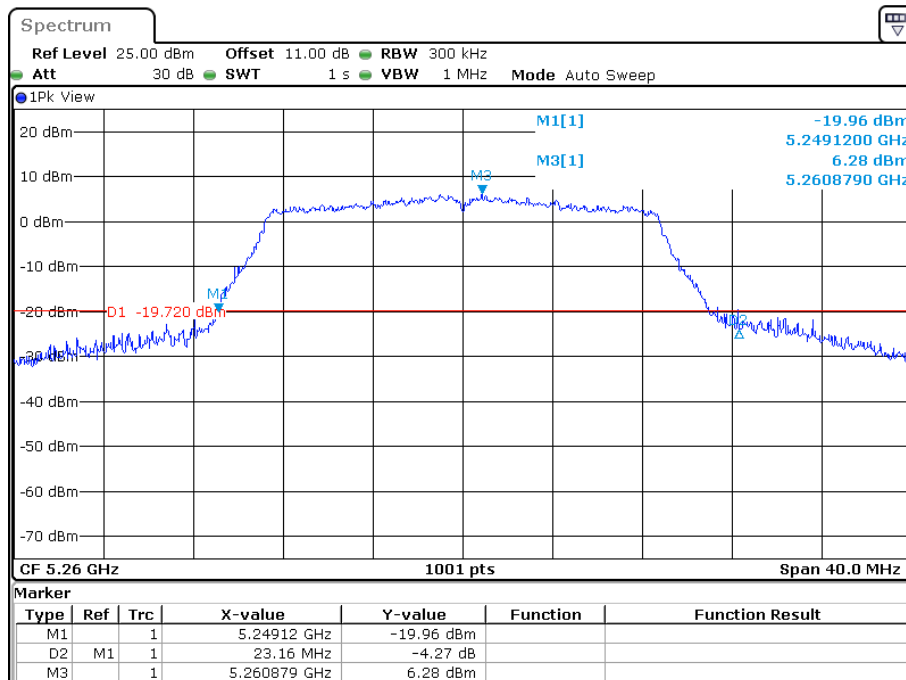
Date: 27.JUN.2022 21:28:16

### 802.11a mode, 5320MHz



Date: 27.JUN.2022 21:31:44

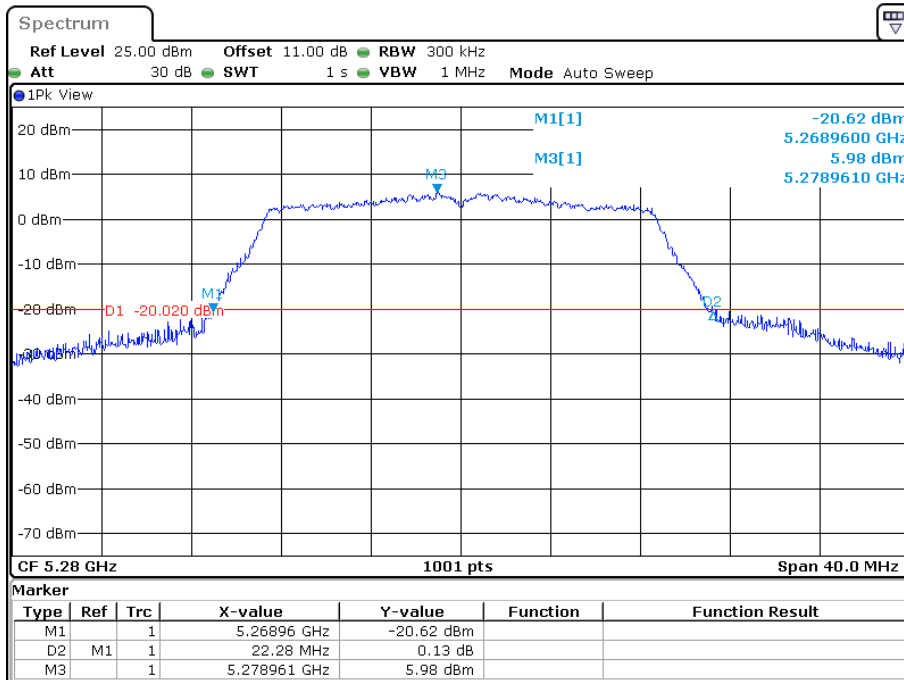
### 802.11n20 mode, 5260 MHz



Date: 27.JUN.2022 22:20:52

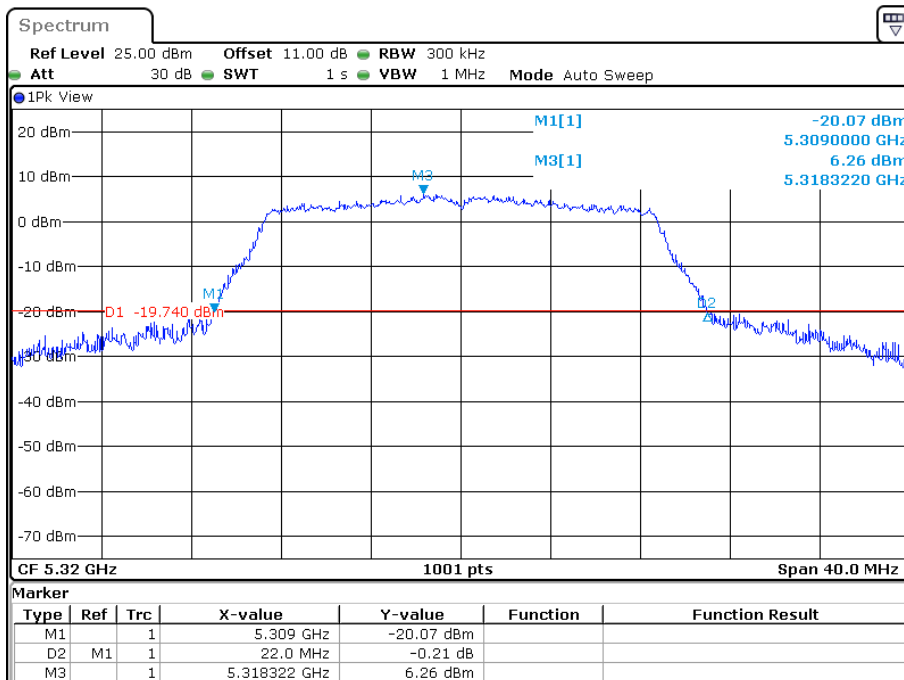


802.11n20 mode, 5280MHz



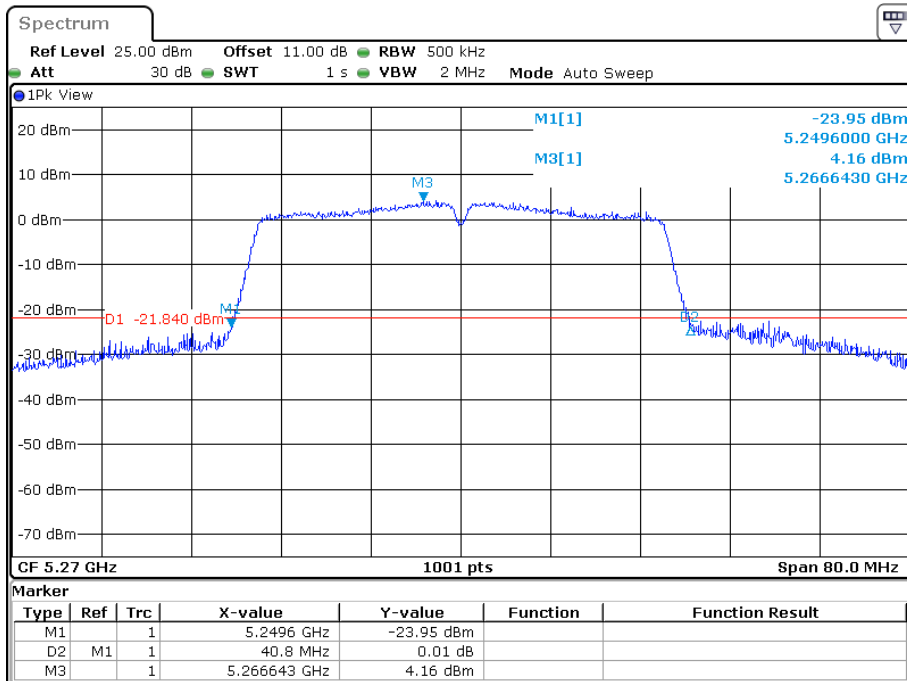
Date: 27.JUN.2022 22:22:51

802.11n20 mode, 5320 MHz



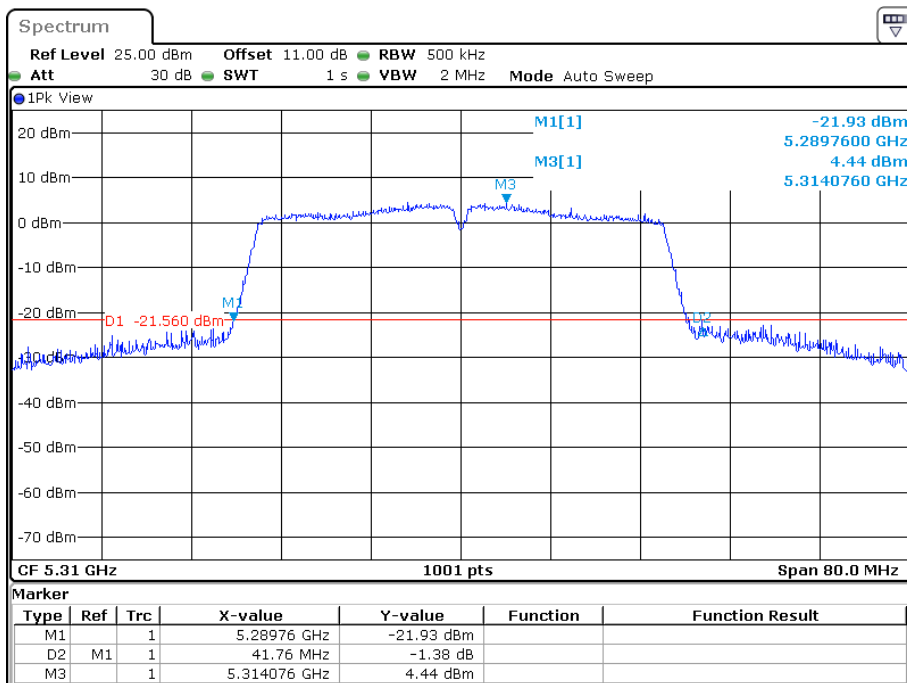
Date: 27.JUN.2022 22:25:19

802.11n40 mode, 5270 MHz



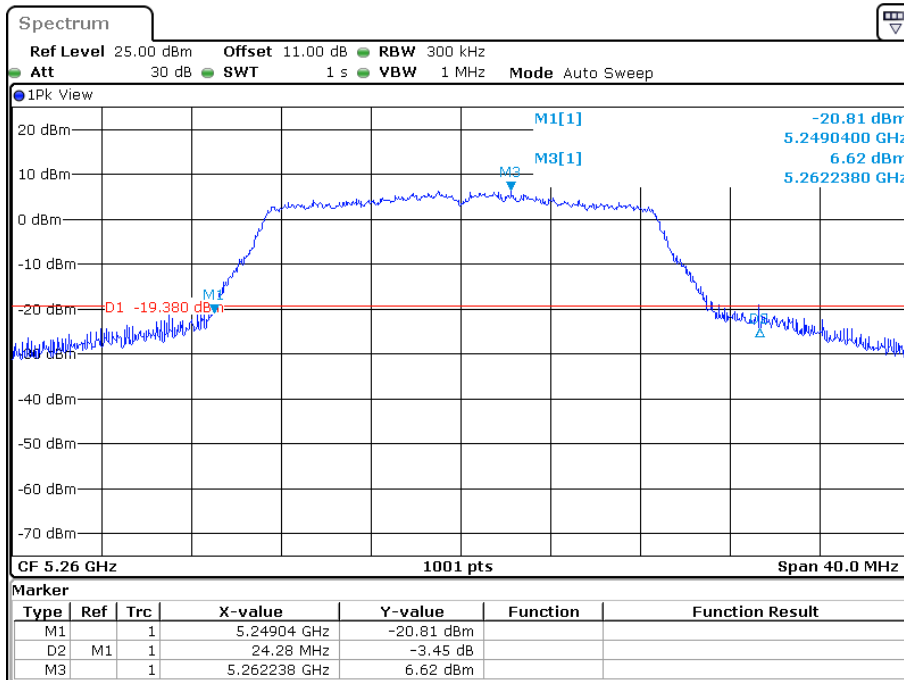
Date: 27.JUN.2022 23:36:24

802.11n40 mode, 5310 MHz



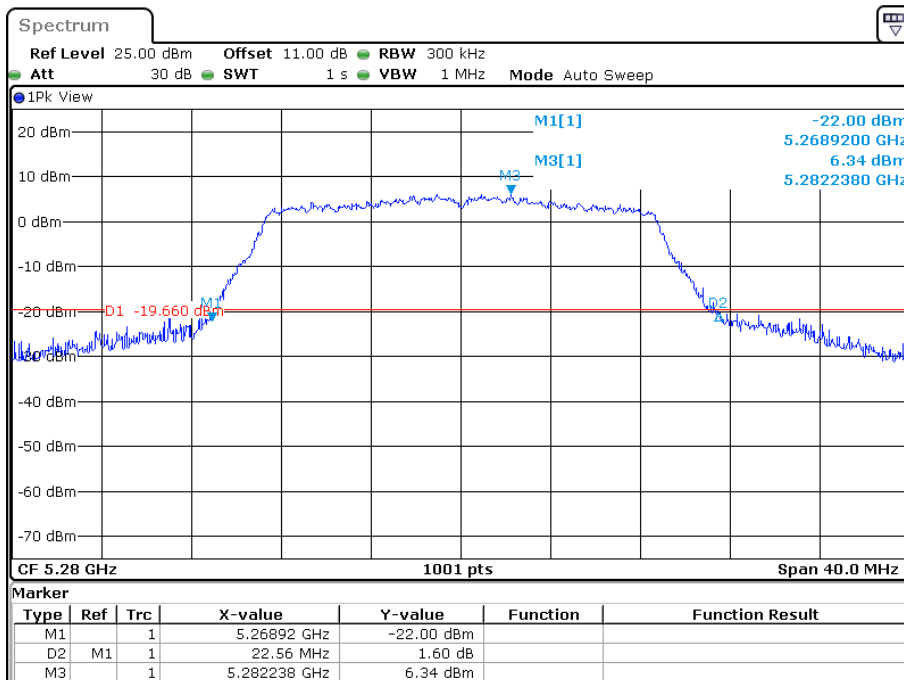
Date: 27.JUN.2022 23:38:53

### 802.11ac20 mode, 5260 MHz



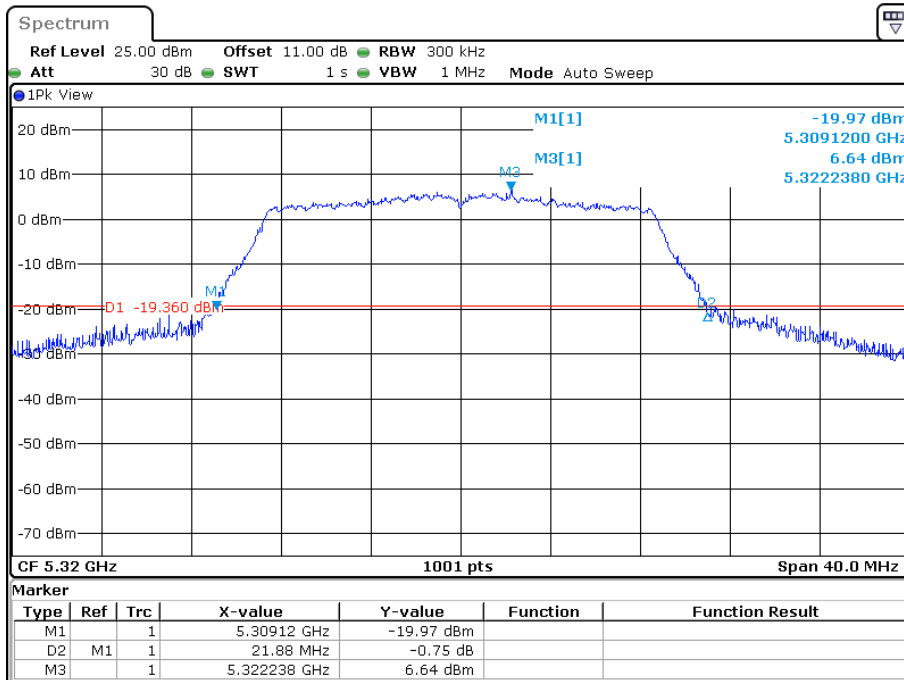
Date: 27.JUN.2022 22:56:49

### 802.11ac20 mode, 5280 MHz



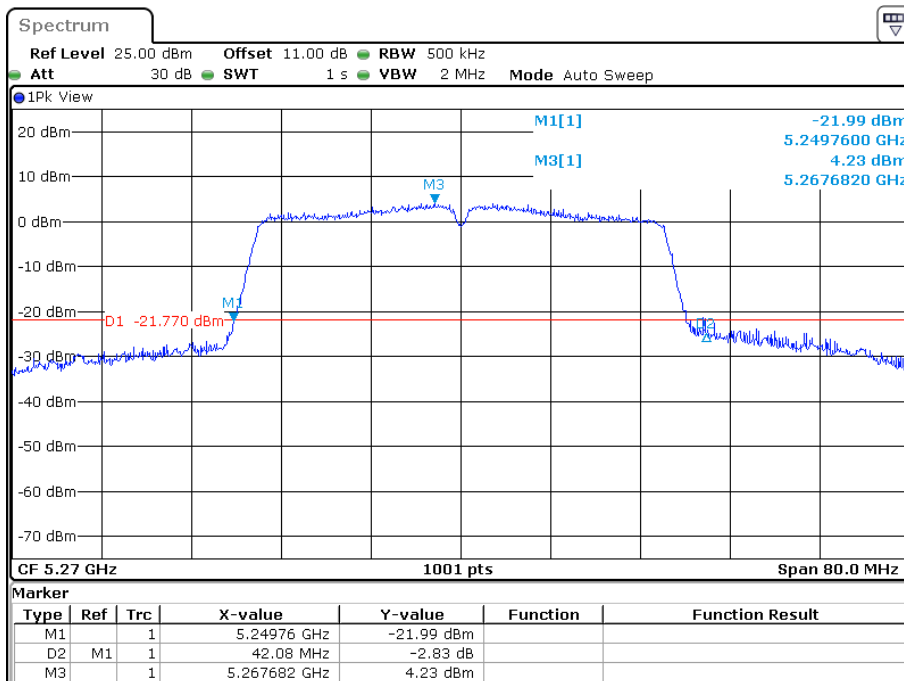
Date: 27.JUN.2022 23:04:32

### 802.11ac20 mode, 5320 MHz



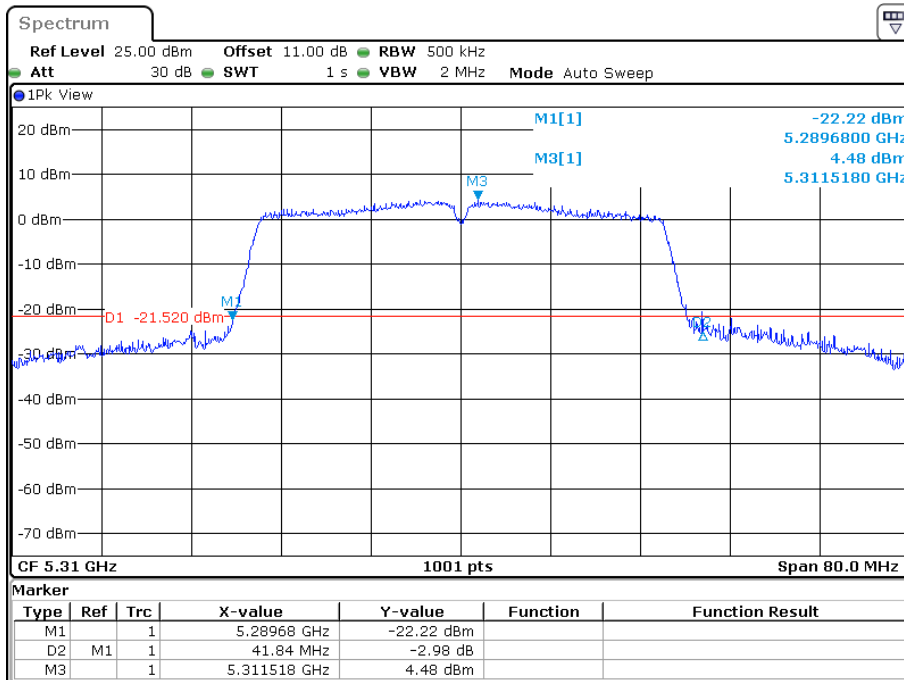
Date: 27.JUN.2022 22:59:24

### 802.11ac40 mode, 5270 MHz



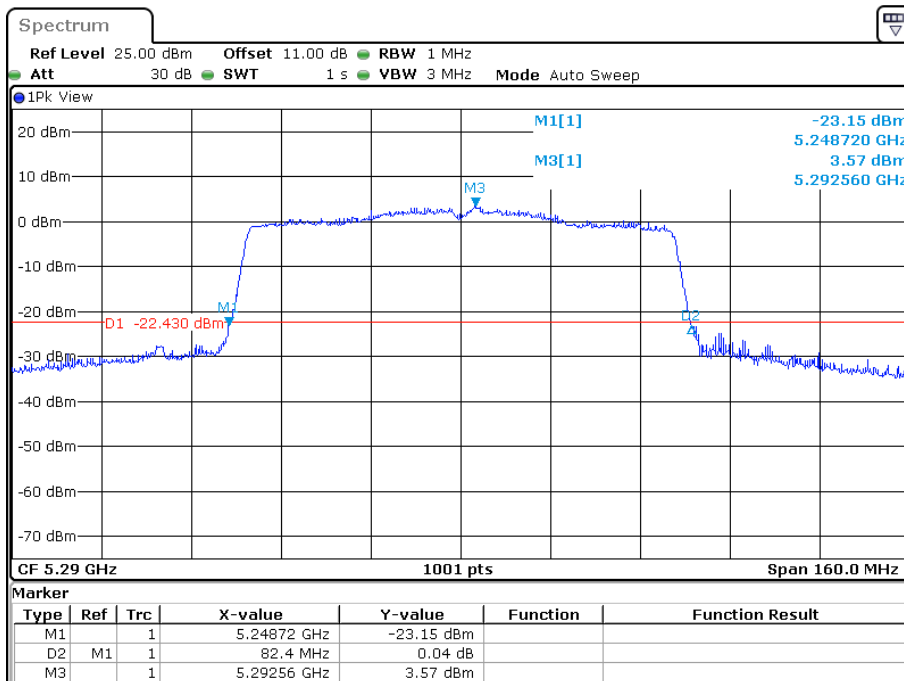
Date: 28.JUN.2022 00:01:28

### 802.11ac40 mode, 5310MHz



Date: 28.JUN.2022 00:04:00

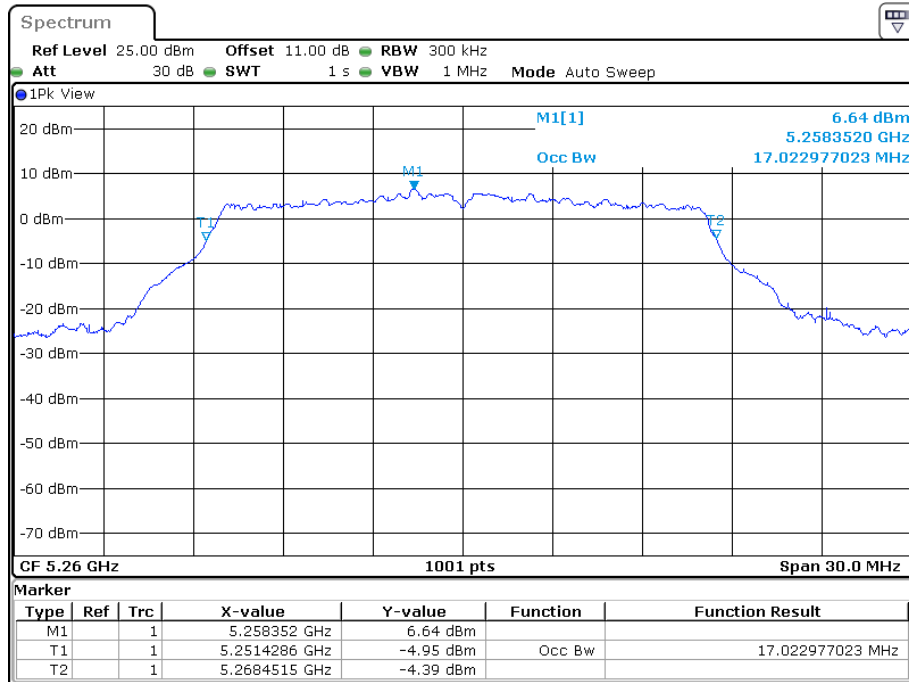
### 802.11ac80 mode, 5290 MHz



Date: 28.JUN.2022 00:22:48

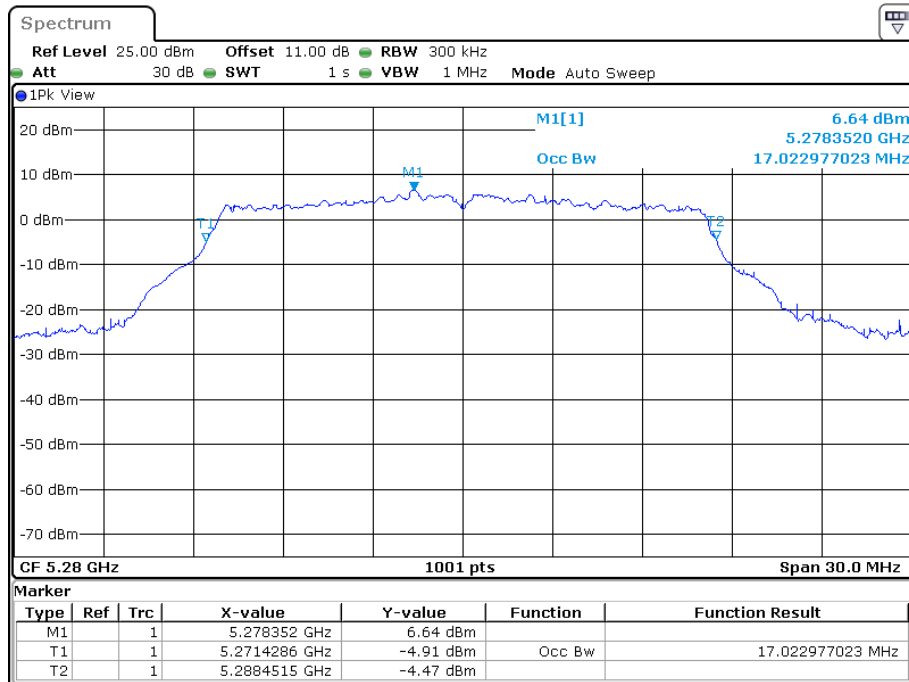
**99% Occupied Bandwidth**

**802.11a mode, 5260 MHz**



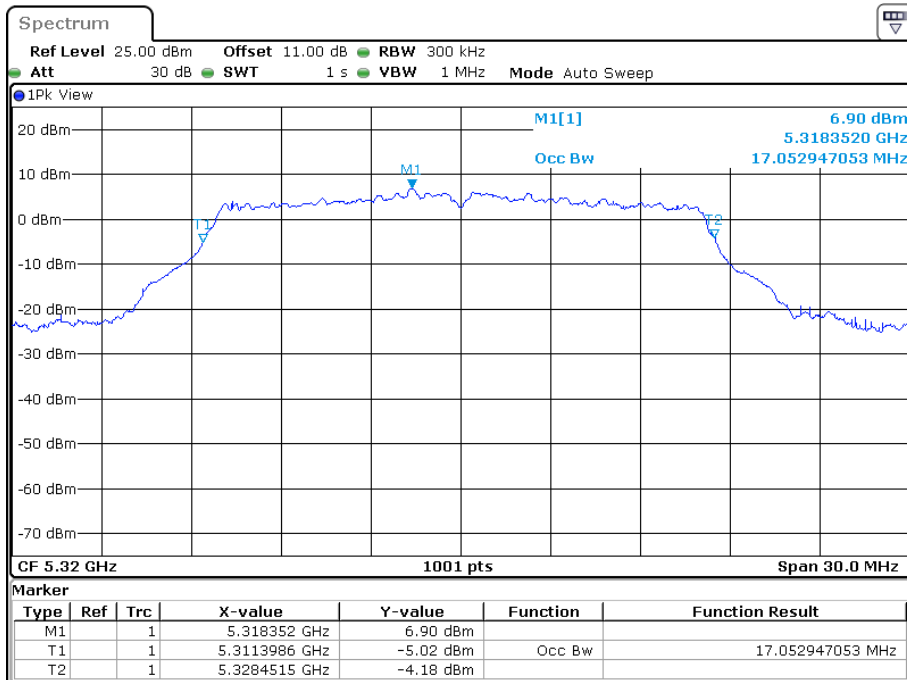
Date: 27.JUN.2022 21:25:08

**802.11a mode, 5280MHz**



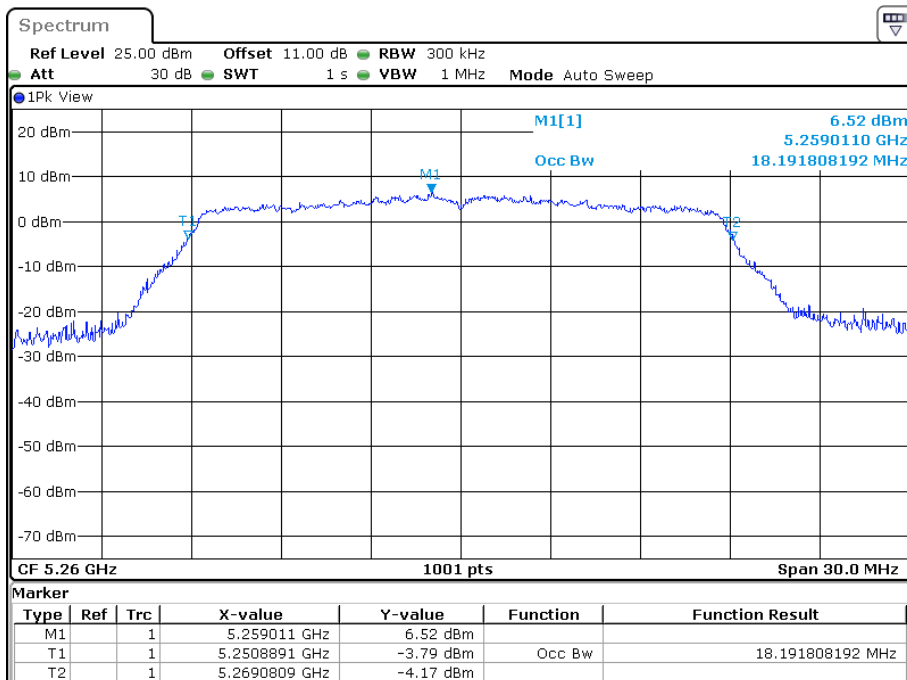
Date: 27.JUN.2022 21:27:47

### 802.11a mode, 5320MHz



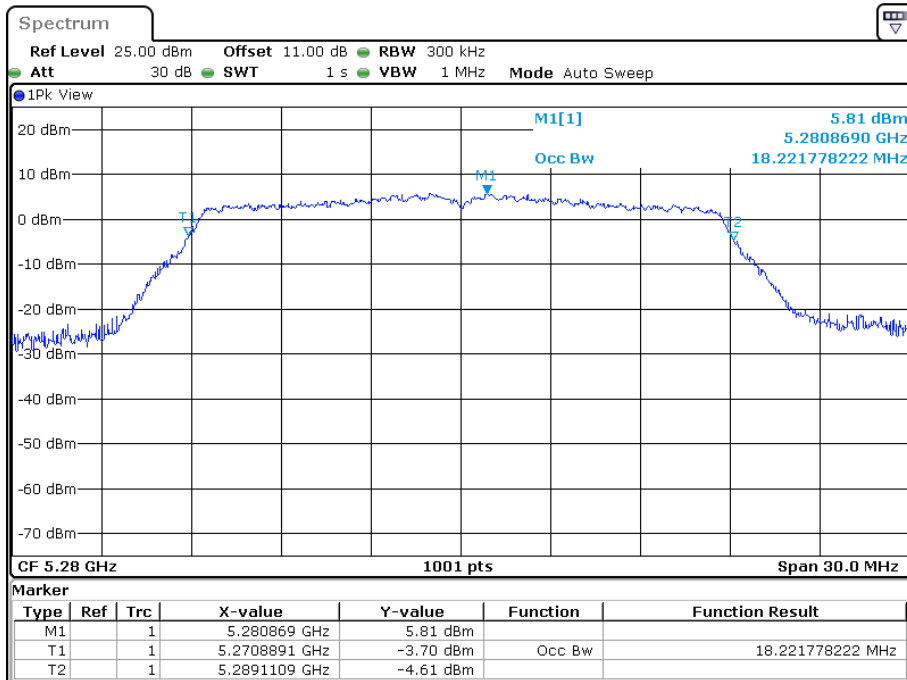
Date: 27.JUN.2022 21:31:15

### 802.11n20 mode, 5260 MHz



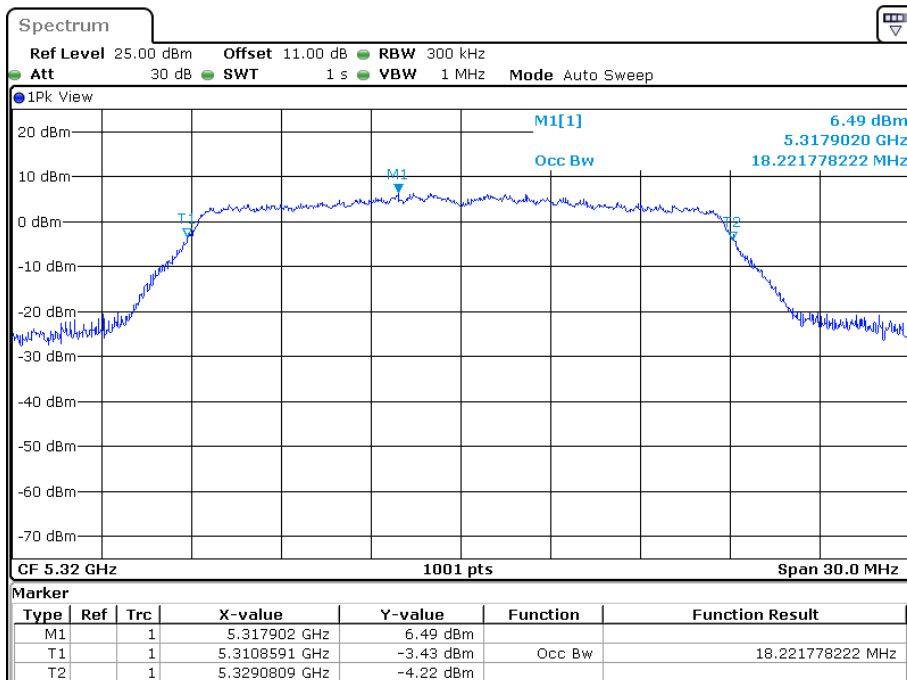
Date: 27.JUN.2022 22:18:04

802.11n20 mode, 5280MHz



Date: 27.JUN.2022 22:22:22

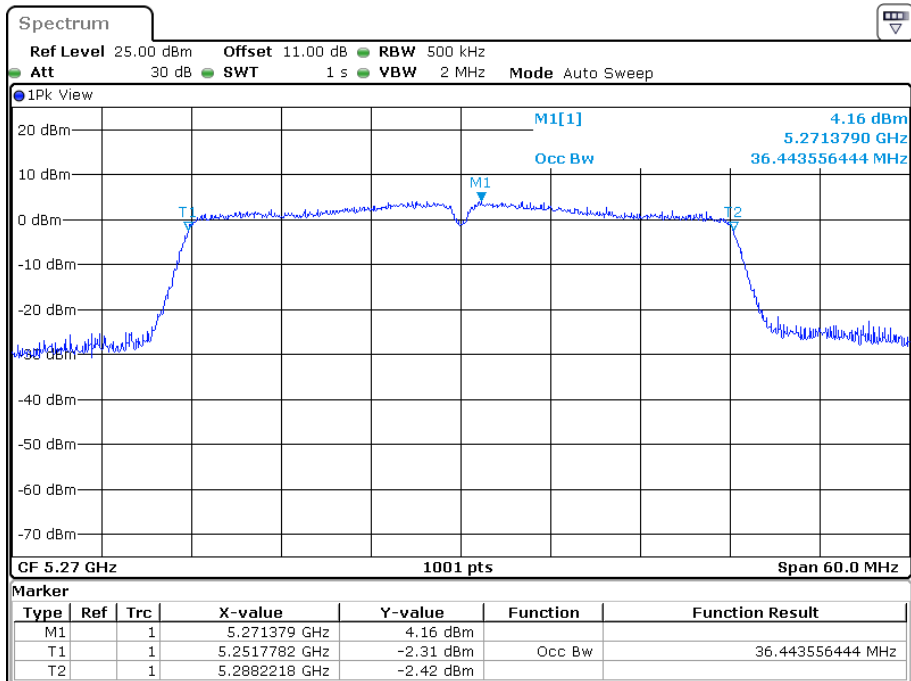
802.11n20 mode, 5320 MHz



Date: 27.JUN.2022 22:24:49

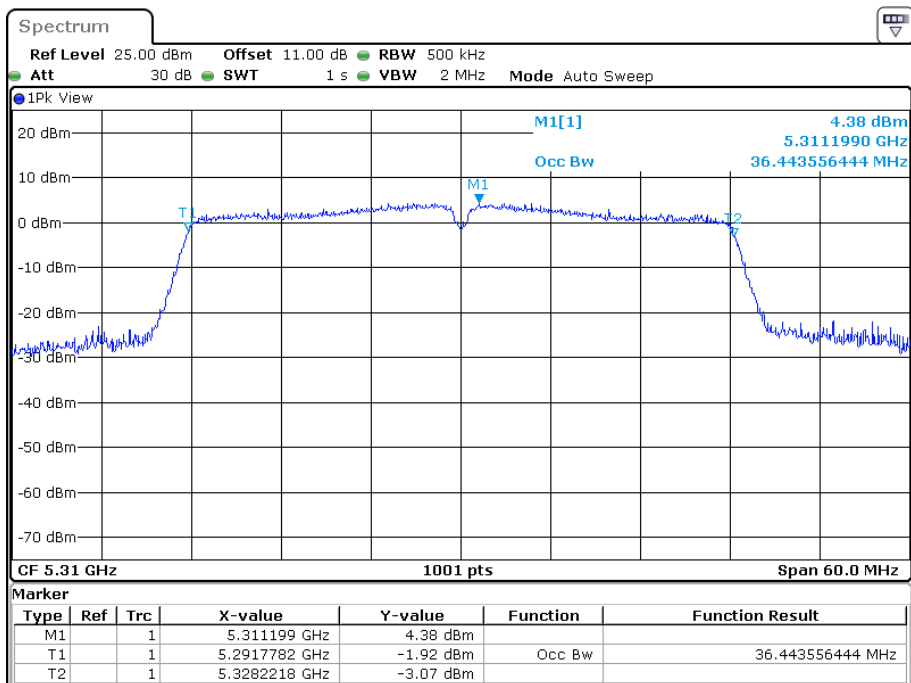


### 802.11n40 mode, 5270 MHz



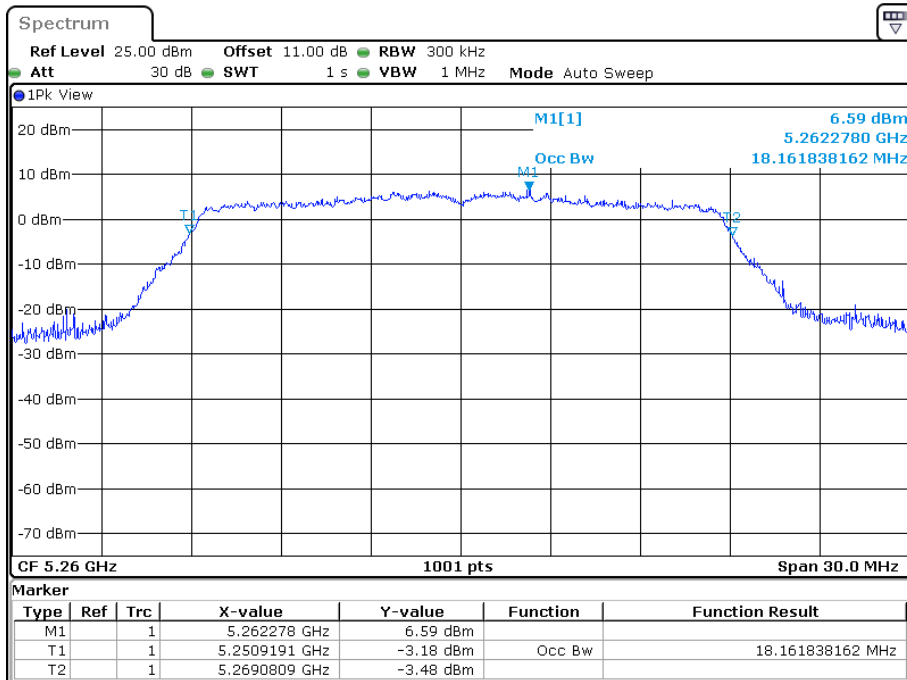
Date: 27. JUN. 2022 23:35:54

### 802.11n40 mode, 5310 MHz



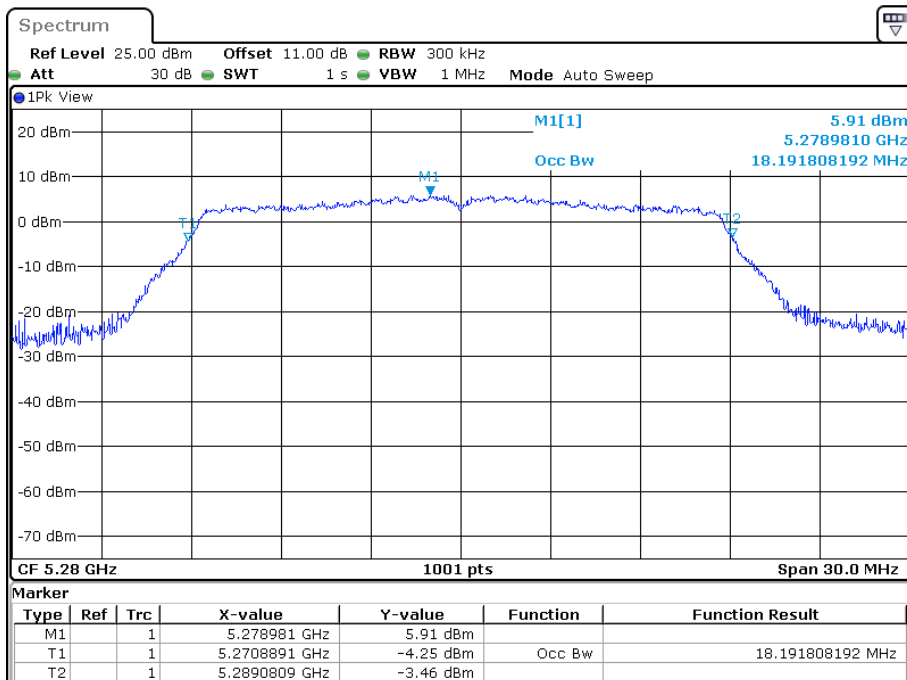
Date: 27. JUN. 2022 23:38:24

### 802.11ac20 mode, 5260 MHz



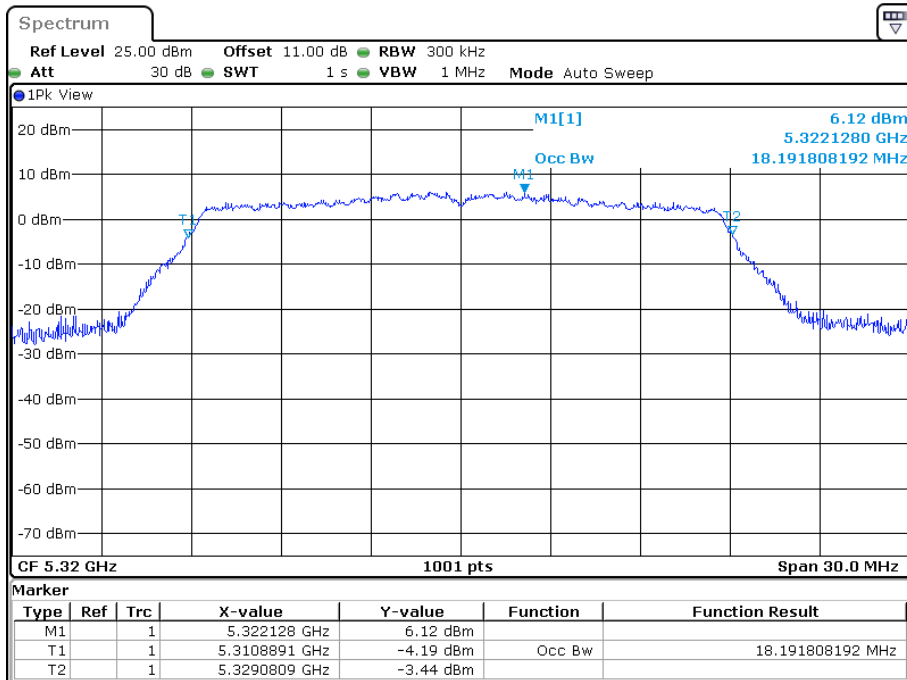
Date: 27.JUN.2022 22:56:19

### 802.11ac20 mode, 5280 MHz



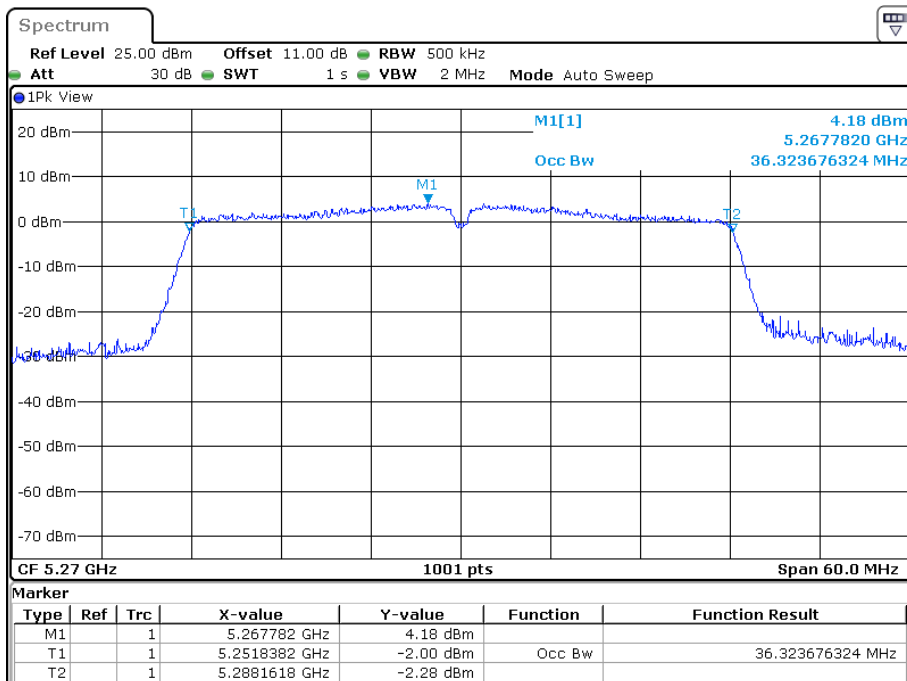
Date: 27.JUN.2022 23:04:02

### 802.11ac20 mode, 5320 MHz



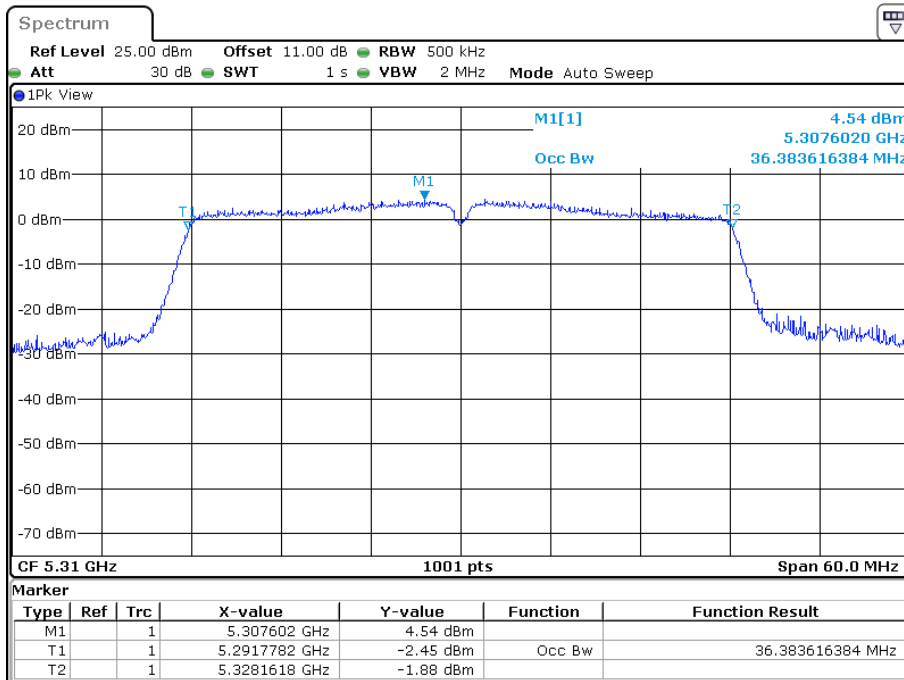
Date: 27.JUN.2022 22:58:54

### 802.11ac40 mode, 5270 MHz

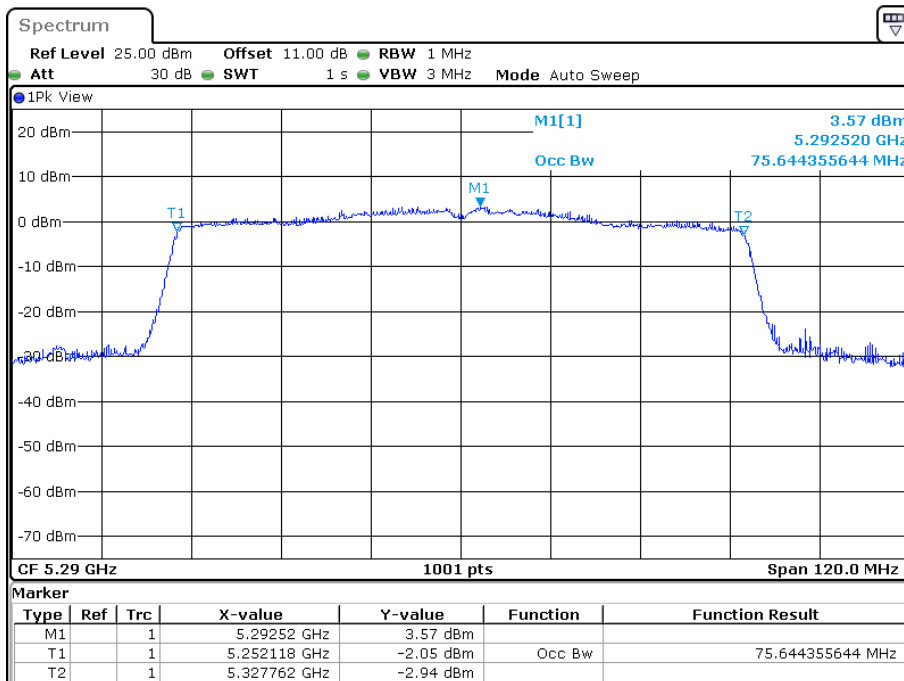


Date: 28.JUN.2022 00:00:58

### 802.11ac40 mode, 5310MHz



### 802.11ac80 mode, 5290 MHz

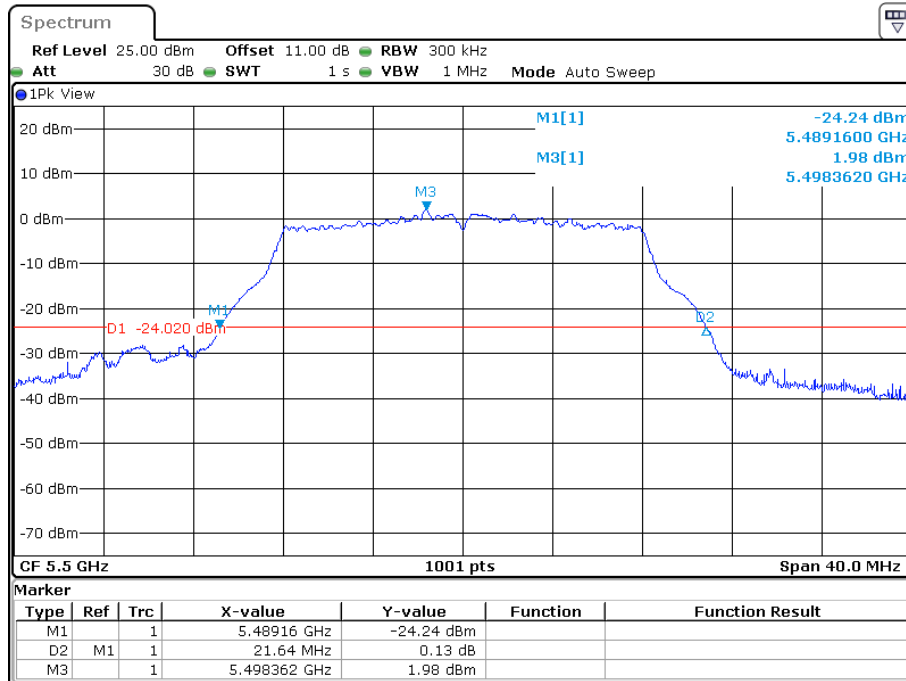


**5470-5725MHz:**

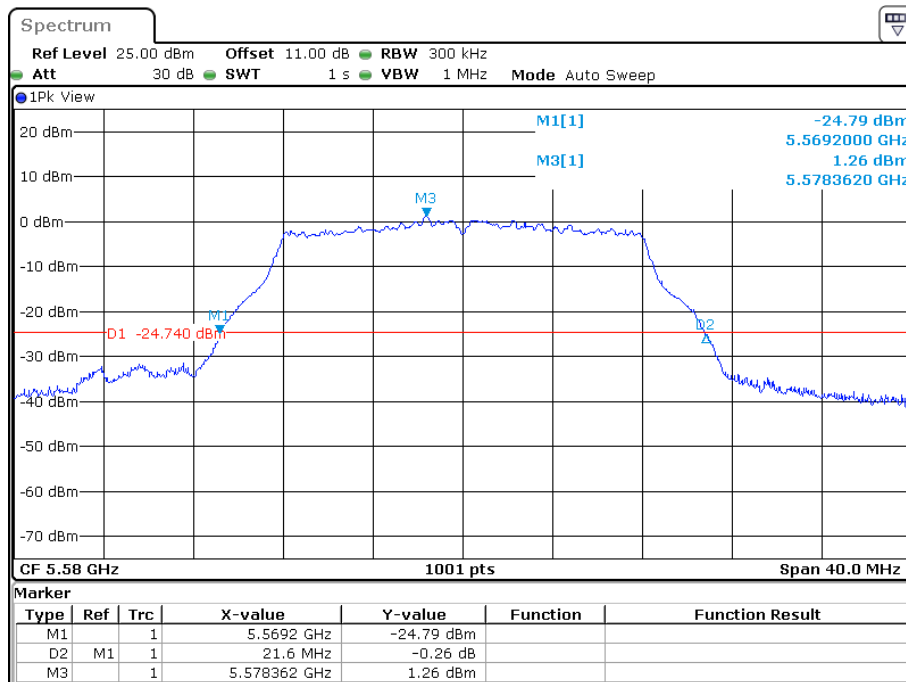
Frequency (MHz)	Antenna Port	26dB bandwidth (MHz)	99% Bandwidth (MHz)
<b>802.11a</b>			
5500	Ant0	21.64	17.02
5580	Ant0	21.60	17.02
5700	Ant0	21.56	17.02
<b>802.11n20</b>			
5500	Ant0	21.92	18.16
5580	Ant0	21.96	18.16
5700	Ant0	22.04	18.16
<b>802.11n40</b>			
5510	Ant0	40.64	36.38
5550	Ant0	40.16	36.38
5670	Ant0	40.72	36.38
<b>802.11ac20</b>			
5500	Ant0	21.92	18.10
5580	Ant0	21.96	18.13
5700	Ant0	22.04	18.13
<b>802.11ac40</b>			
5510	Ant0	40.40	36.38
5550	Ant0	40.48	36.32
5670	Ant0	40.40	36.32
<b>802.11ac80</b>			
5530	Ant0	82.56	75.76
5610	Ant0	82.40	75.76

26 dB Emission Bandwidth

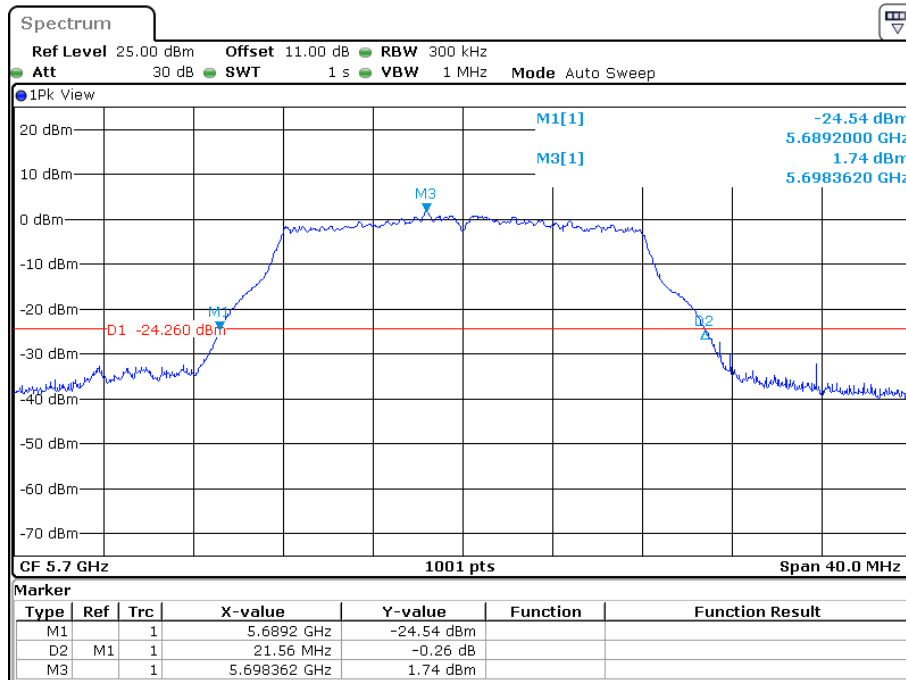
802.11a mode, 5500MHz



802.11a mode, 5580MHz

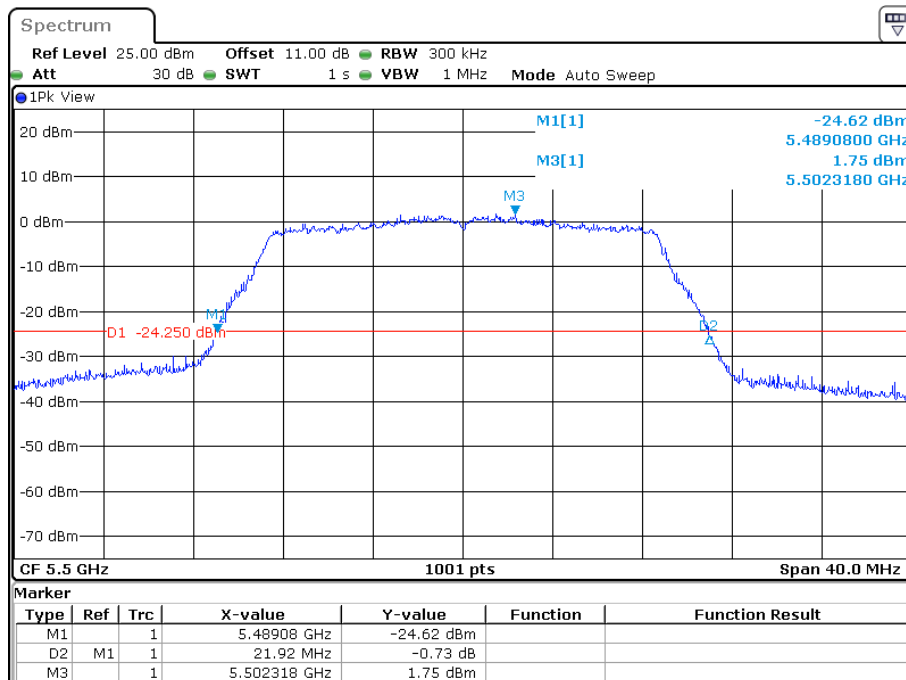


802.11a mode, 5700MHz



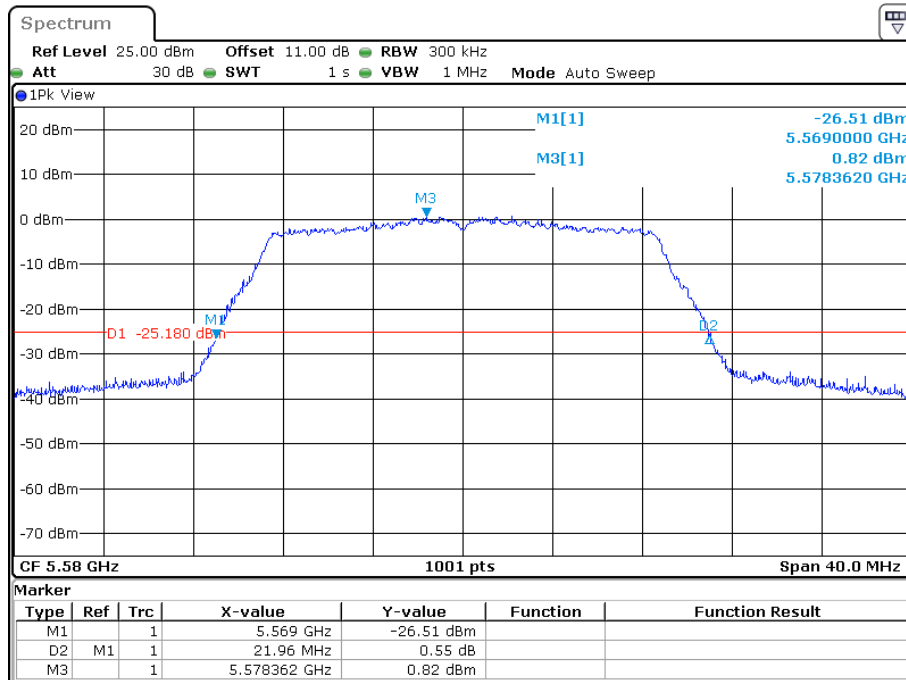
Date: 27.JUN.2022 21:39:35

802.11n20 mode, 5500 MHz



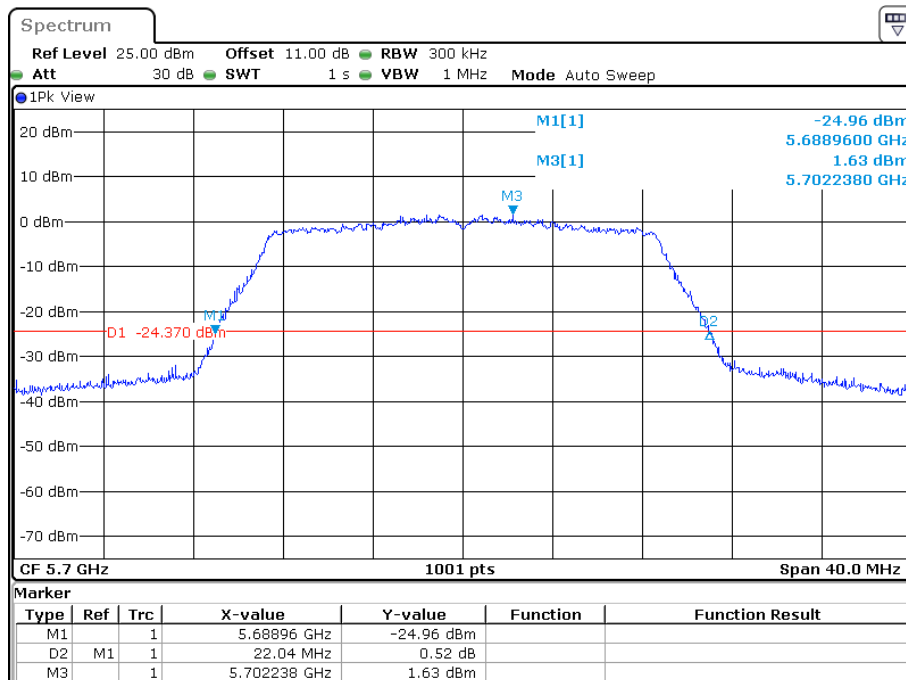
Date: 27.JUN.2022 22:28:13

802.11n20 mode, 5580 MHz



Date: 27.JUN.2022 22:30:53

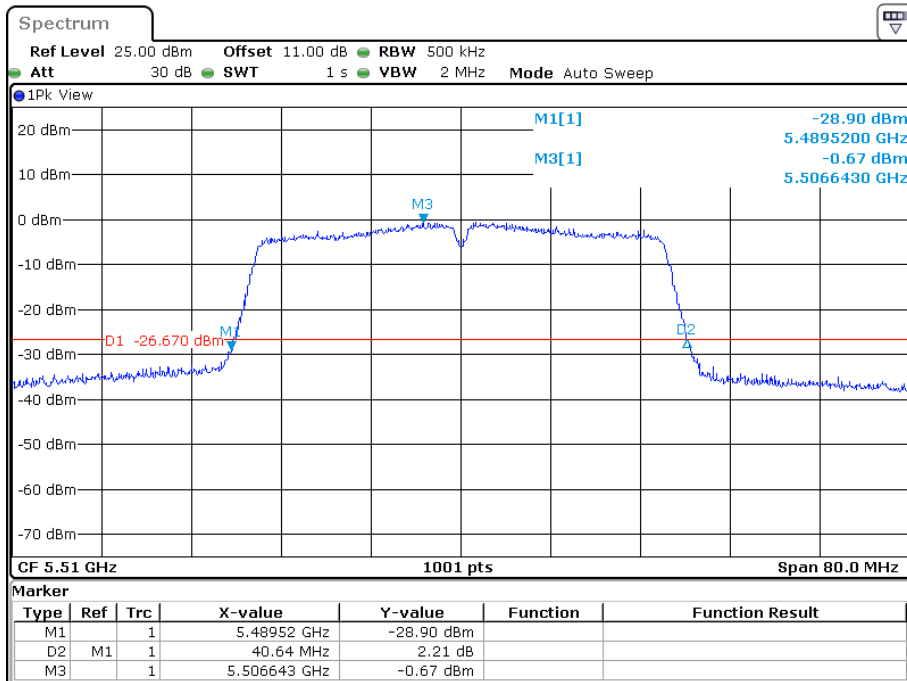
802.11n20 mode, 5700 MHz



Date: 27.JUN.2022 22:33:24

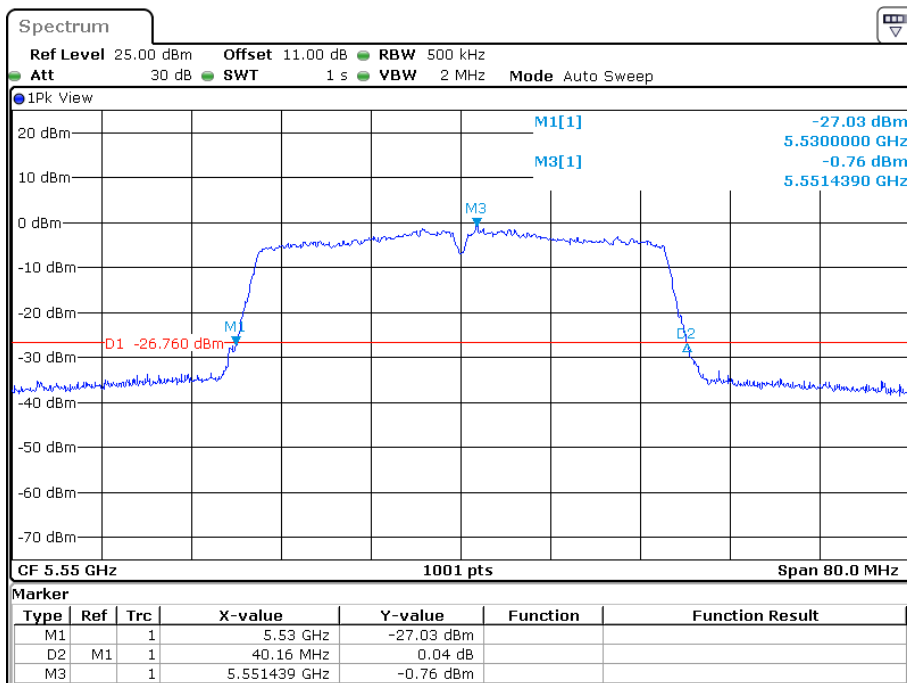


802.11n40 mode, 5510 MHz



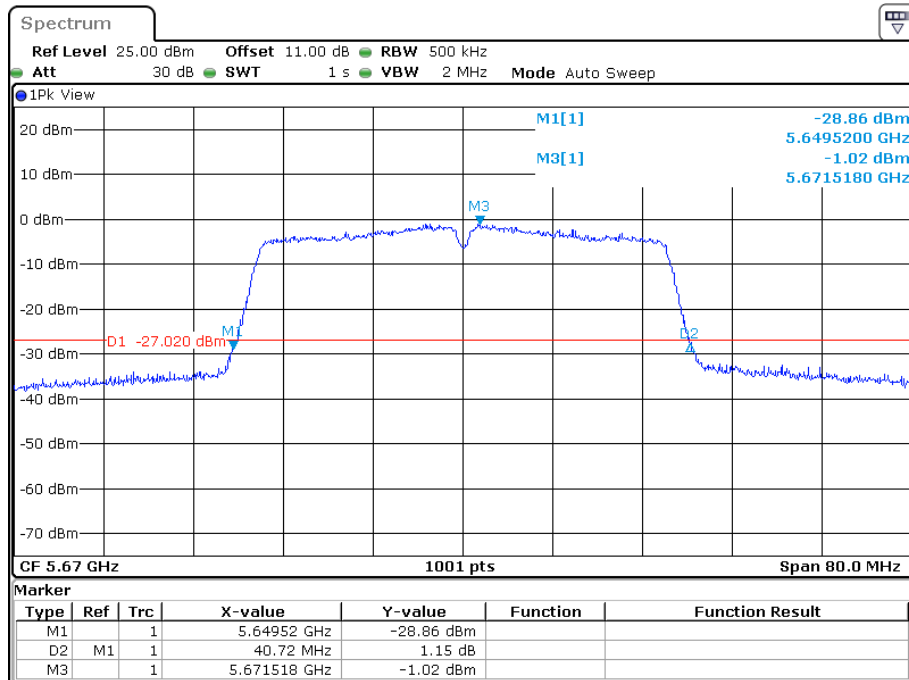
Date: 27.JUN.2022 23:41:31

802.11n40 mode, 5550 MHz



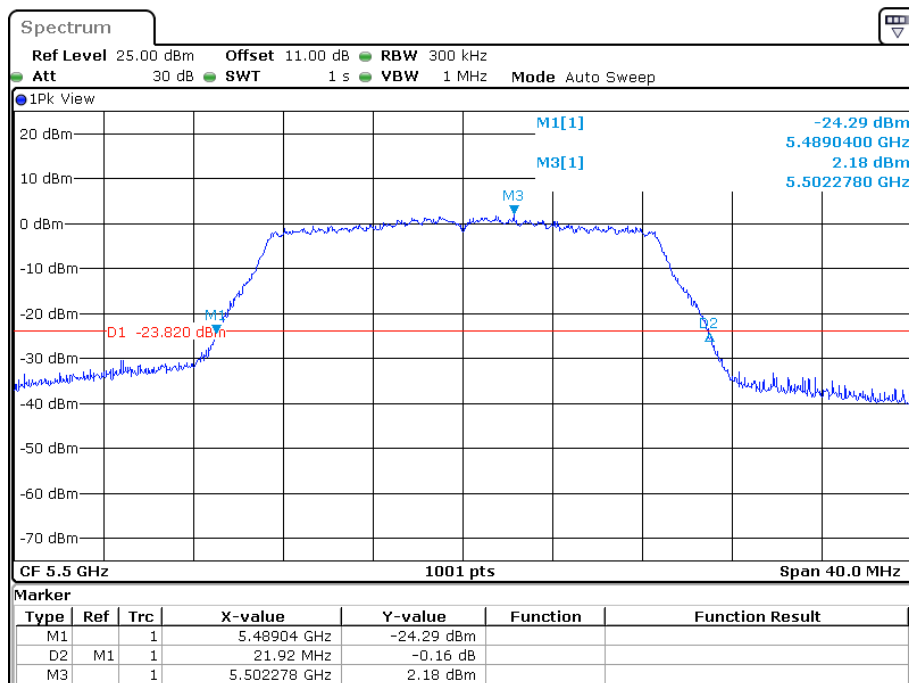
Date: 27.JUN.2022 23:44:15

802.11n40 mode, 5670MHz



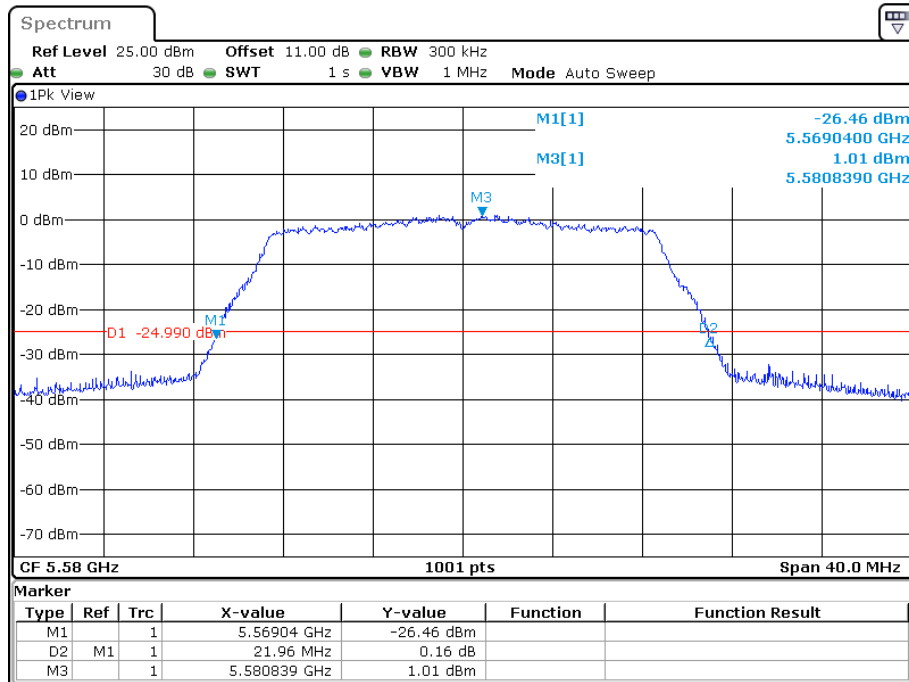
Date: 27.JUN.2022 23:47:00

802.11ac20 mode, 5500MHz



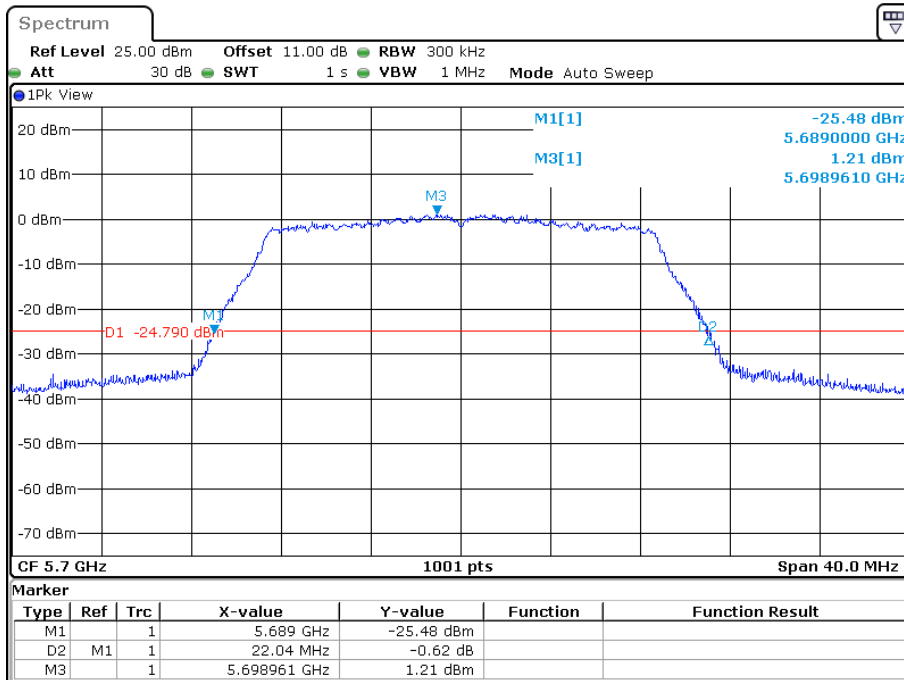
Date: 27.JUN.2022 23:02:04

802.11ac20 mode, 5580 MHz



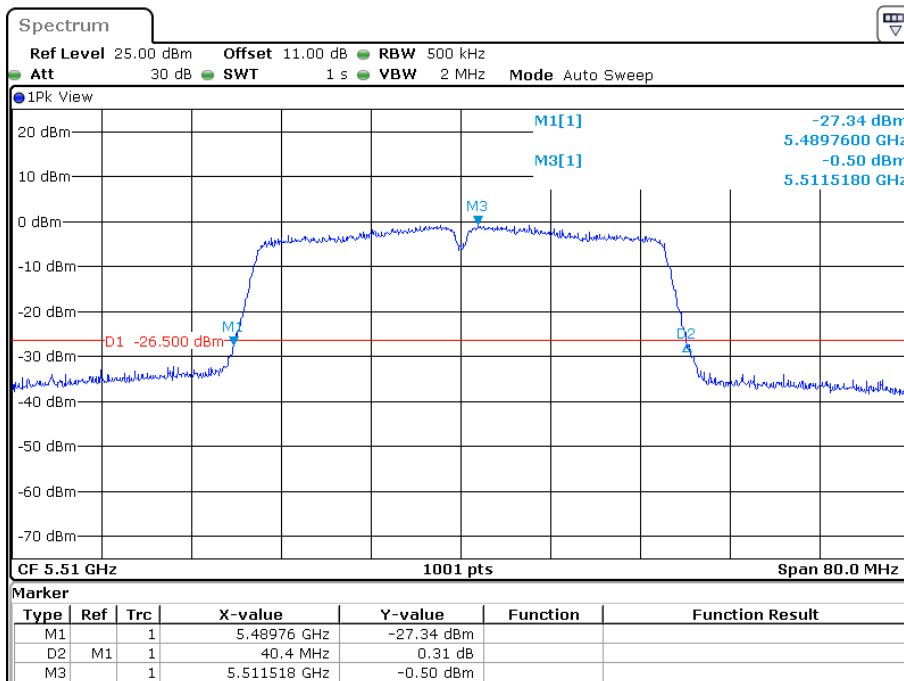
Date: 27.JUN.2022 23:07:27

### 802.11ac20 mode, 5700MHz



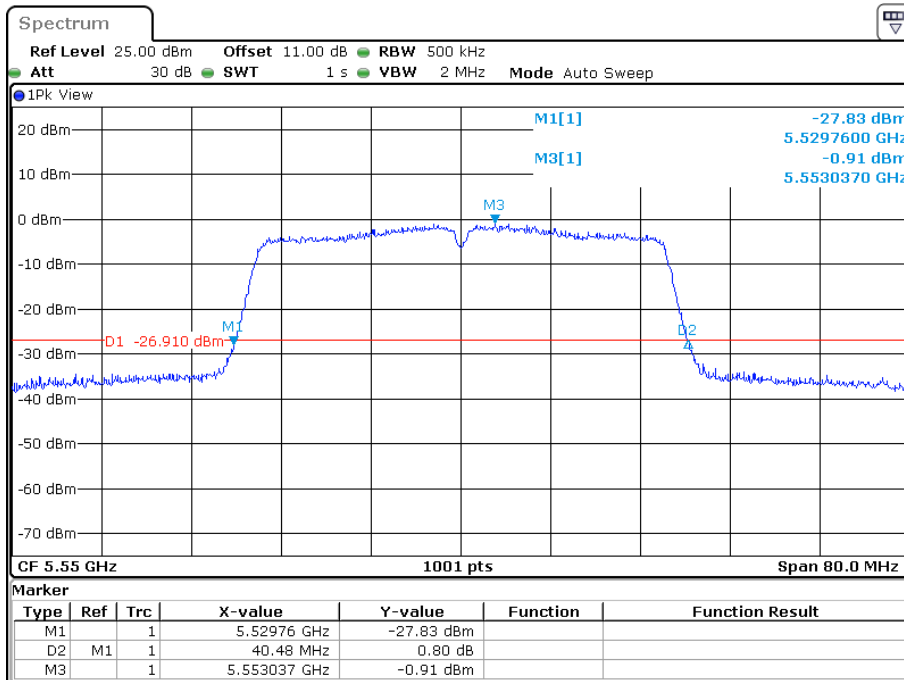
Date: 27.JUN.2022 23:10:14

### 802.11ac40 mode, 5510MHz



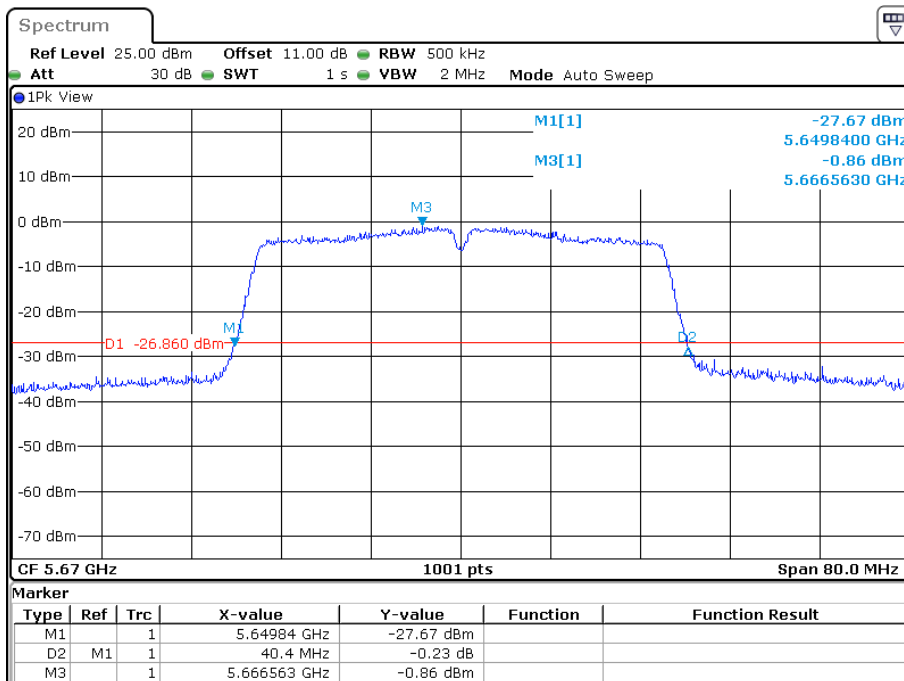
Date: 28.JUN.2022 00:06:38

### 802.11ac40 mode, 5550 MHz



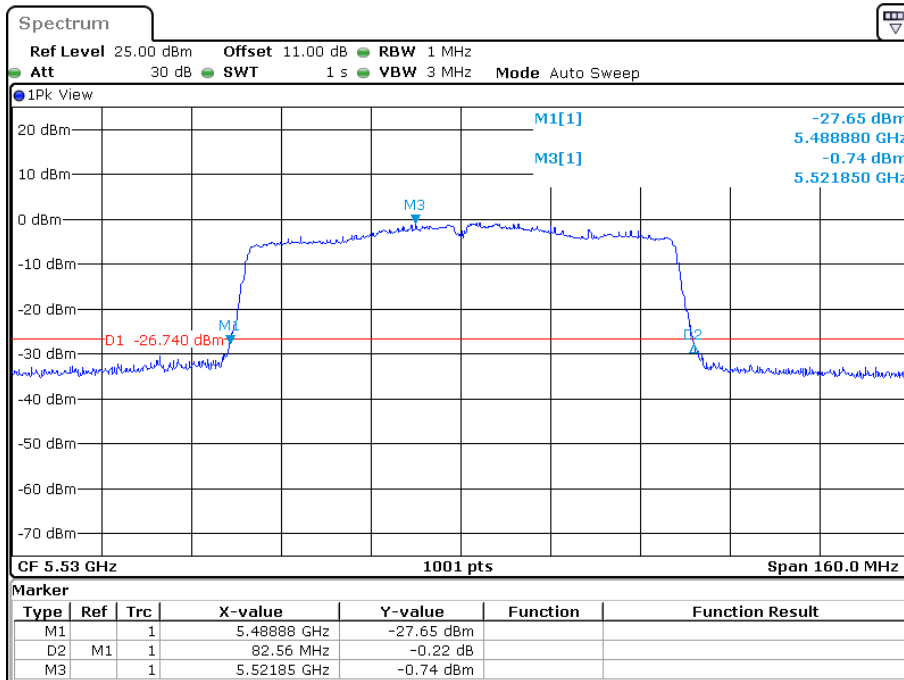
Date: 28.JUN.2022 00:09:27

### 802.11ac40 mode, 5670 MHz



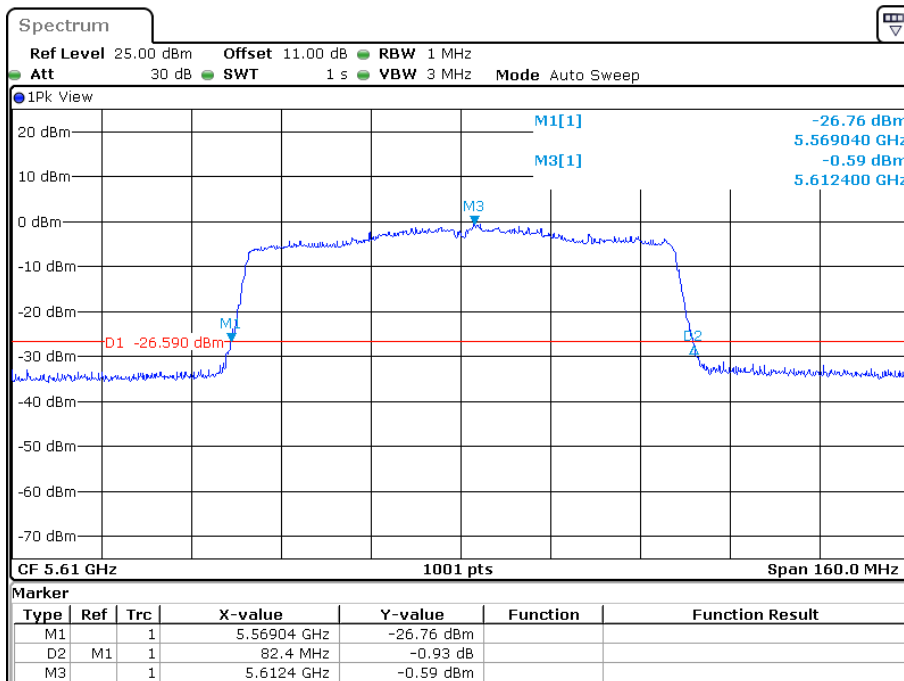
Date: 28.JUN.2022 00:12:01

802.11ac80 mode, 5530MHz



Date: 28.JUN.2022 00:25:31

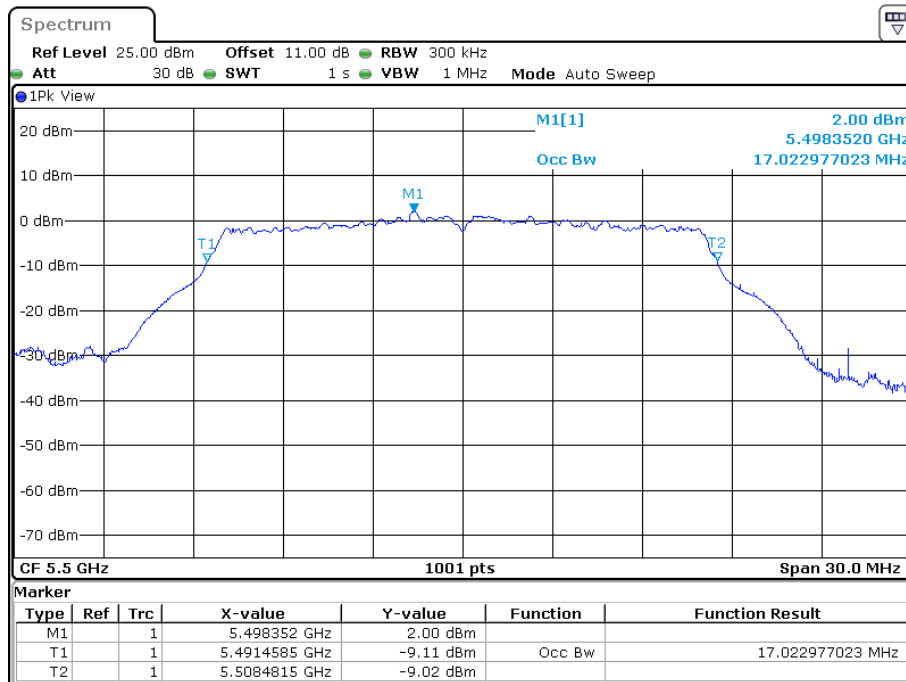
802.11ac80 mode, 5610MHz



Date: 28.JUN.2022 00:28:36

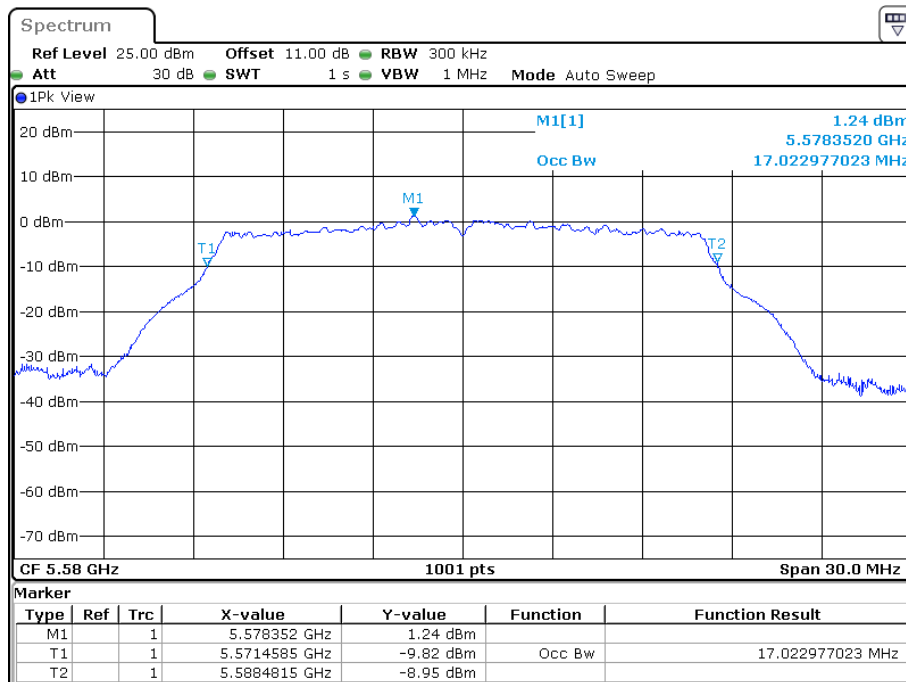
**99% Occupied Bandwidth**

**802.11a mode, 5500MHz**



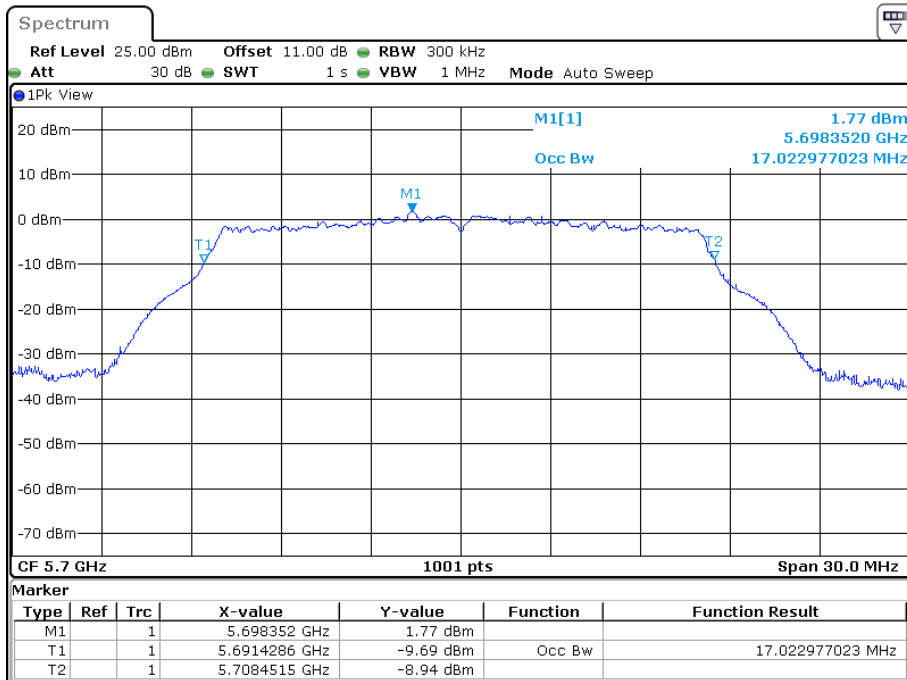
Date: 27.JUN.2022 21:33:53

**802.11a mode, 5580MHz**

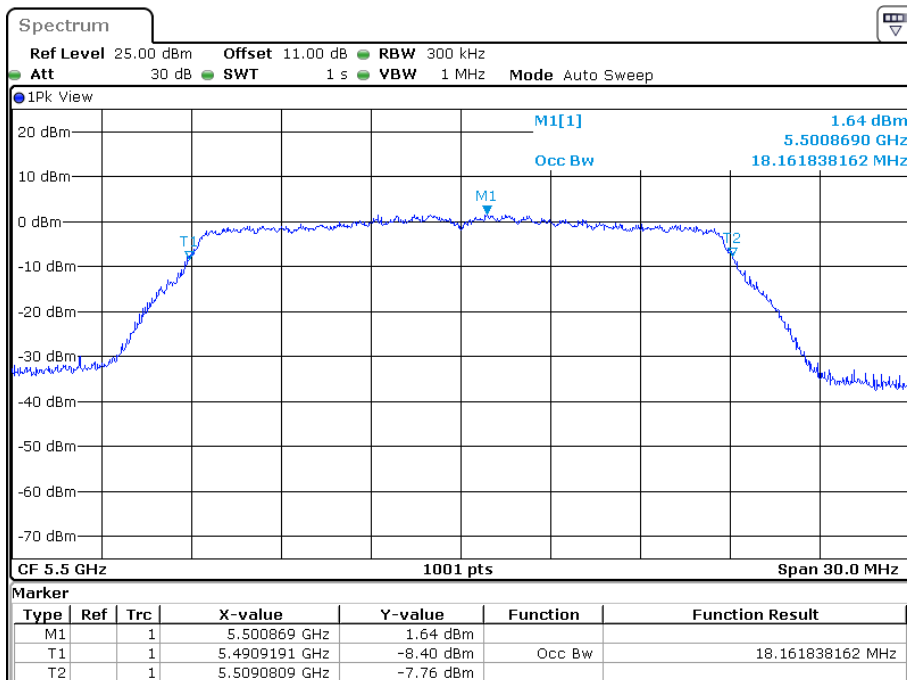


Date: 27.JUN.2022 21:36:30

### 802.11a mode, 5700MHz

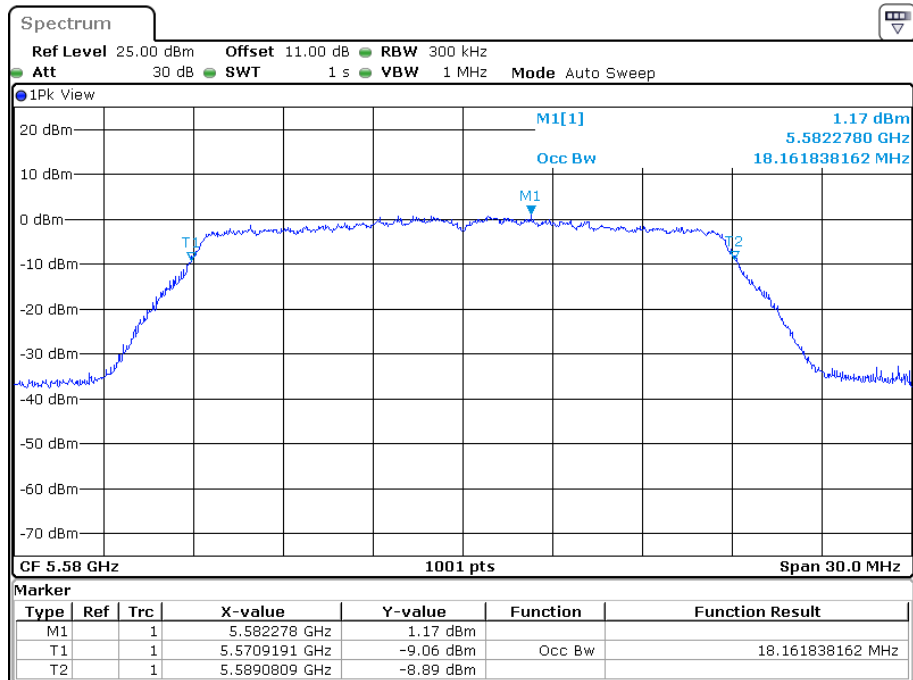


### 802.11n20 mode, 5500 MHz



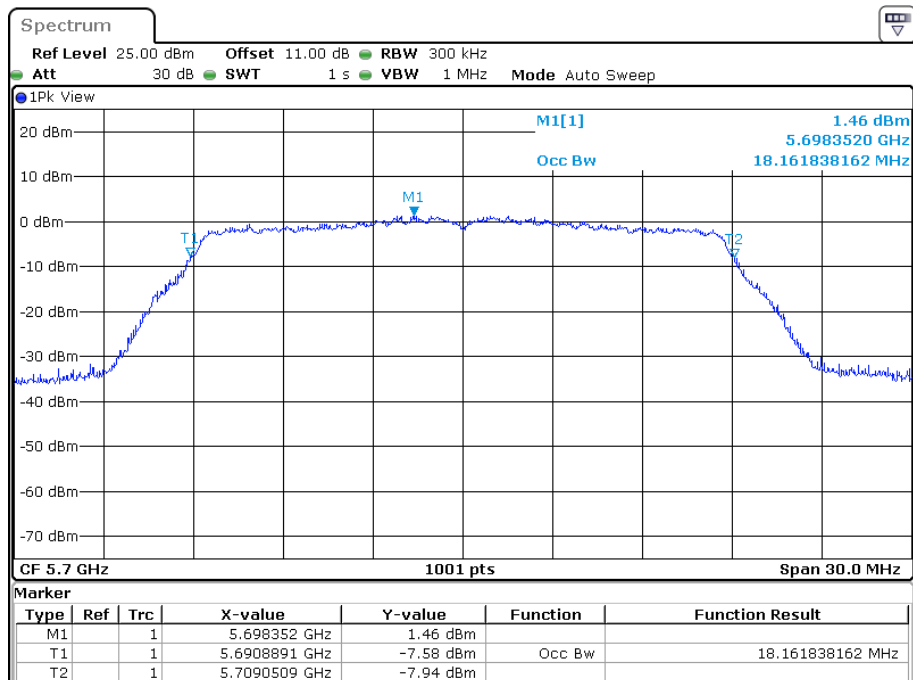


802.11n20 mode, 5580 MHz



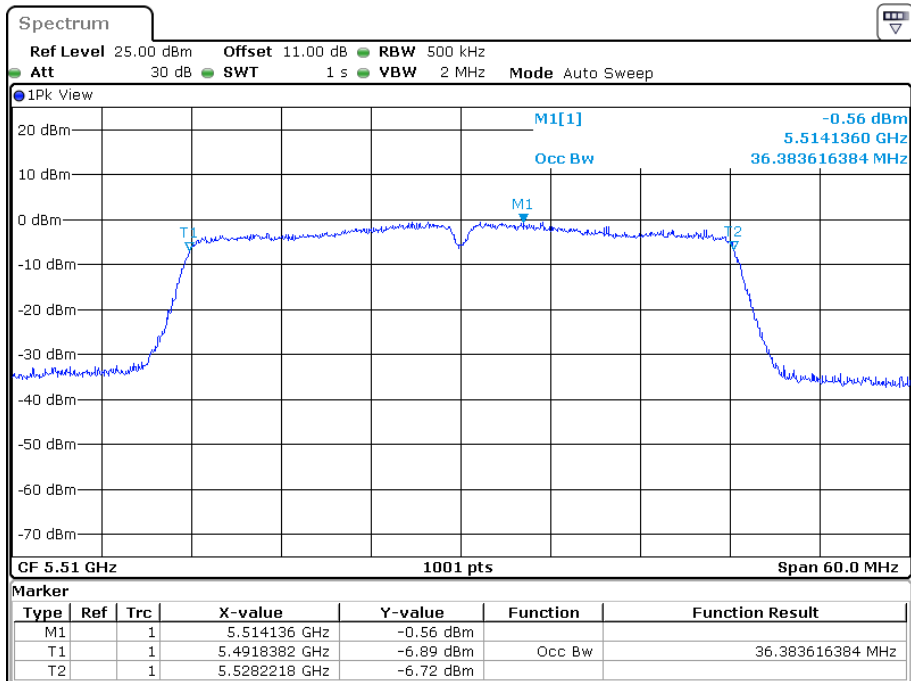
Date: 27.JUN.2022 22:30:23

802.11n20 mode, 5700 MHz



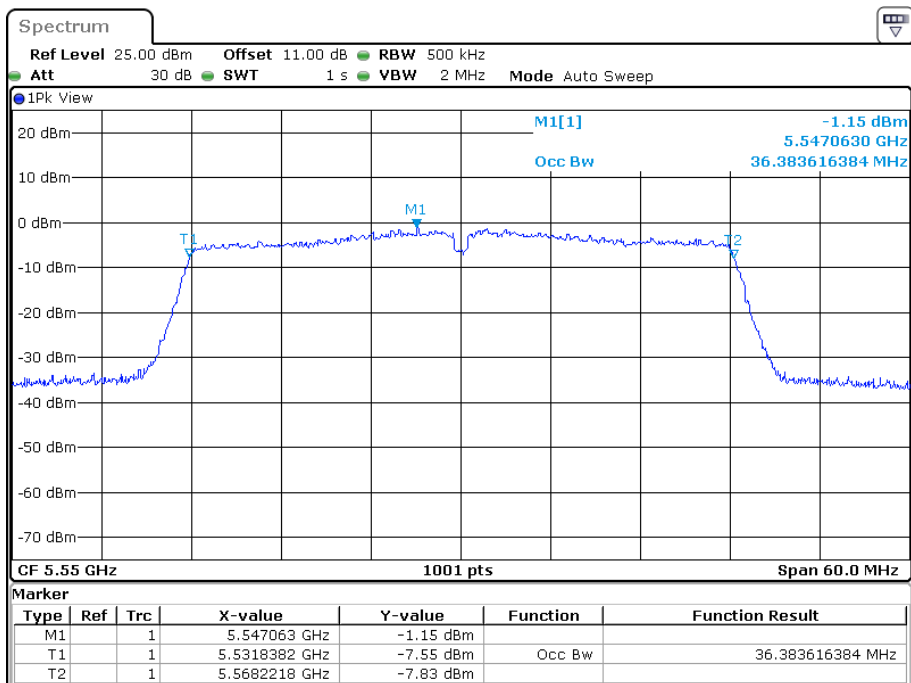
Date: 27.JUN.2022 22:32:54

802.11n40 mode, 5510 MHz



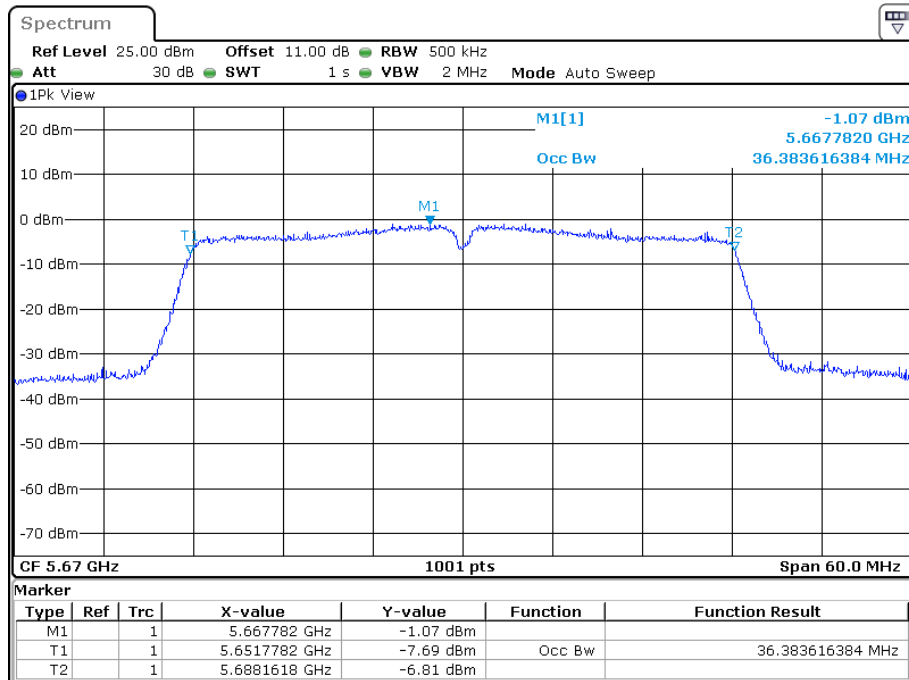
Date: 27.JUN.2022 23:41:01

802.11n40 mode, 5550 MHz



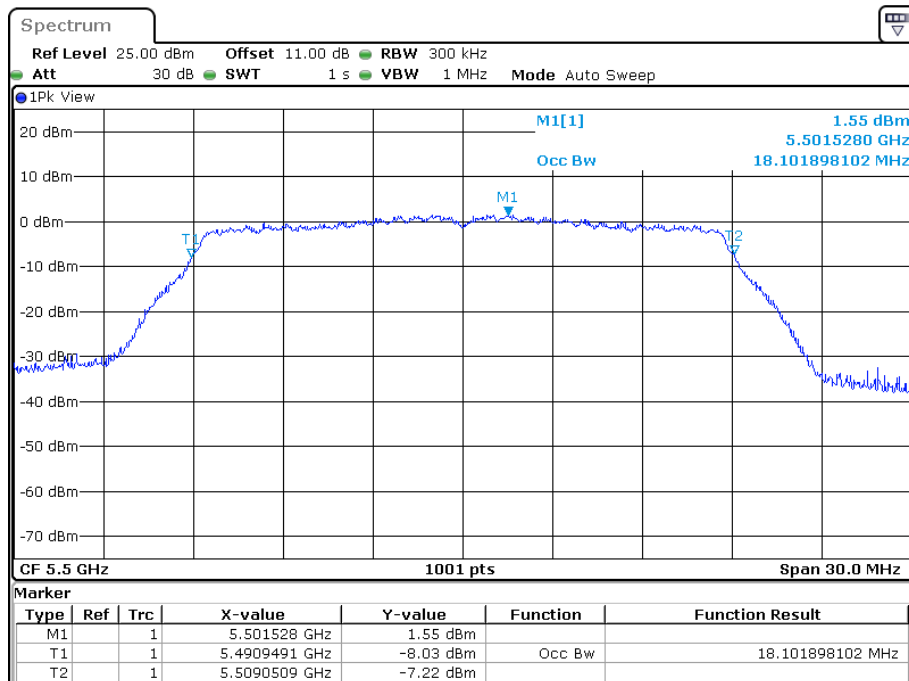
Date: 27.JUN.2022 23:43:45

### 802.11n40 mode, 5670 MHz



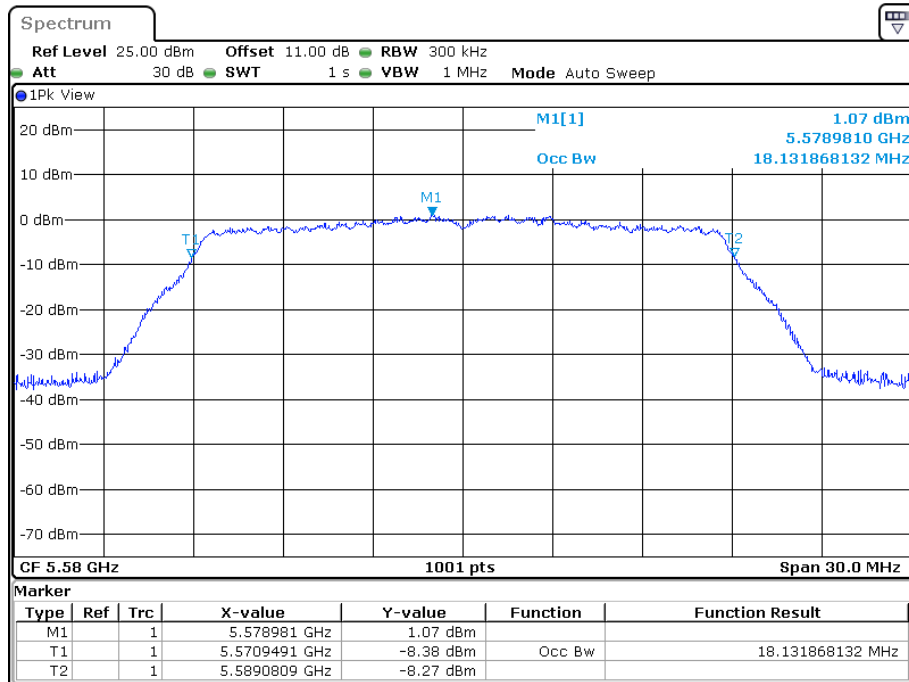
Date: 27.JUN.2022 23:46:30

### 802.11ac20 mode, 5500MHz



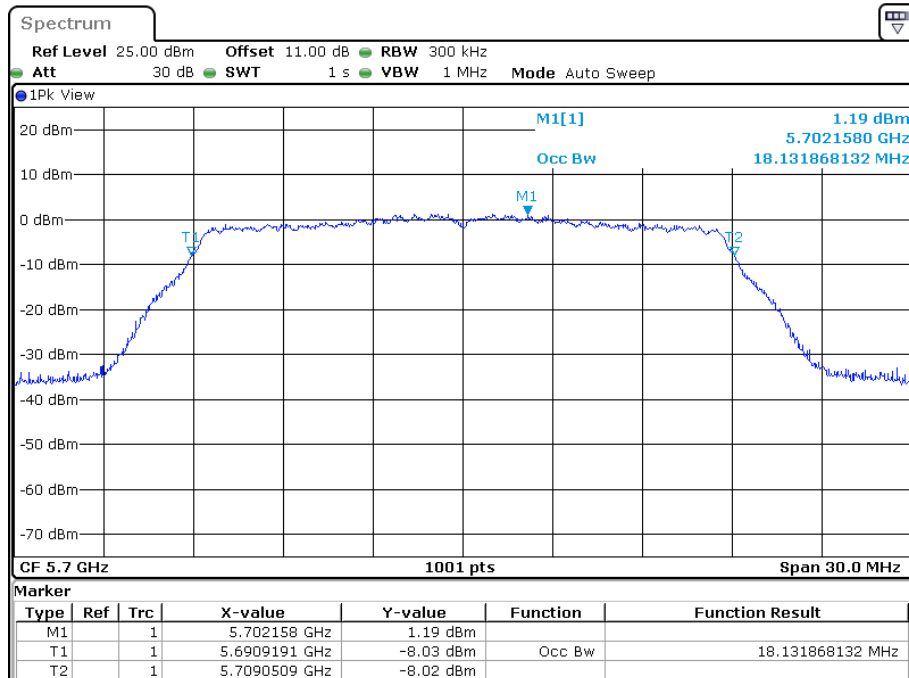
Date: 27.JUN.2022 23:01:34

802.11ac20 mode, 5580 MHz



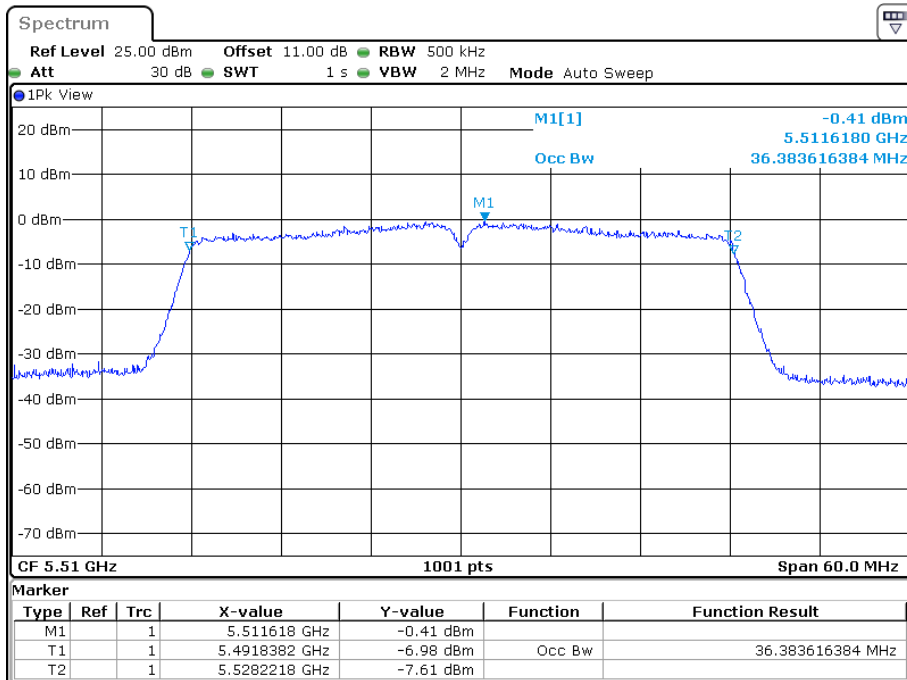
Date: 27.JUN.2022 23:06:57

802.11ac20 mode, 5700MHz



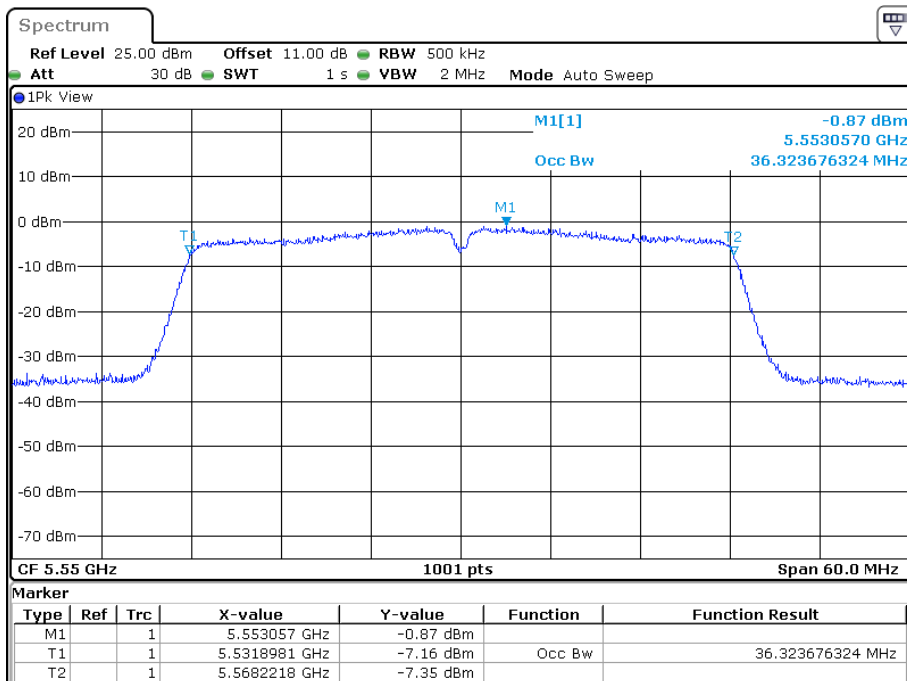
Date: 27.JUN.2022 23:09:44

802.11ac40 mode, 5510MHz



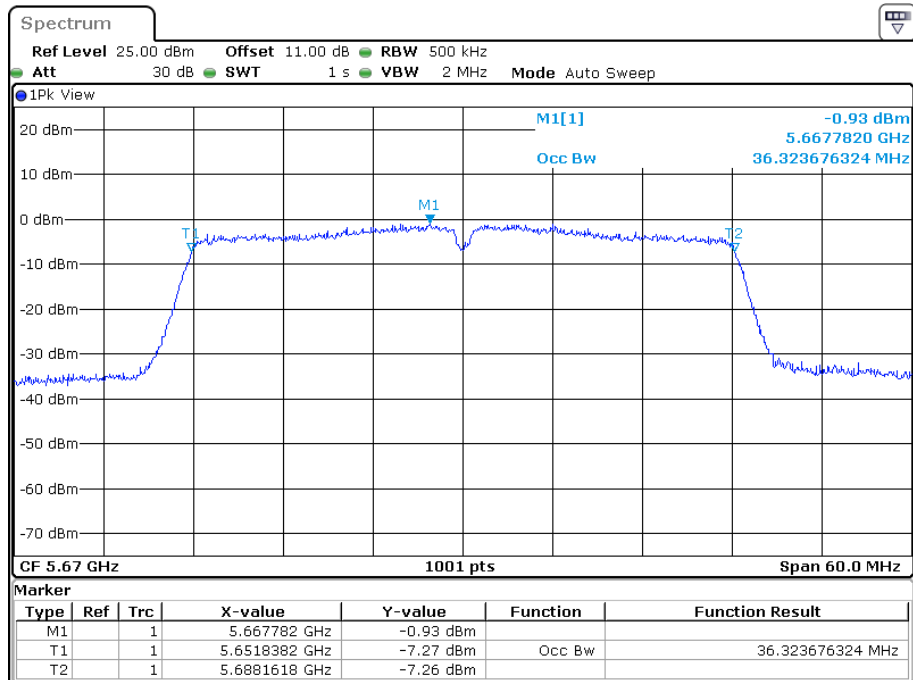
Date: 28.JUN.2022 00:06:08

802.11ac40 mode, 5550 MHz

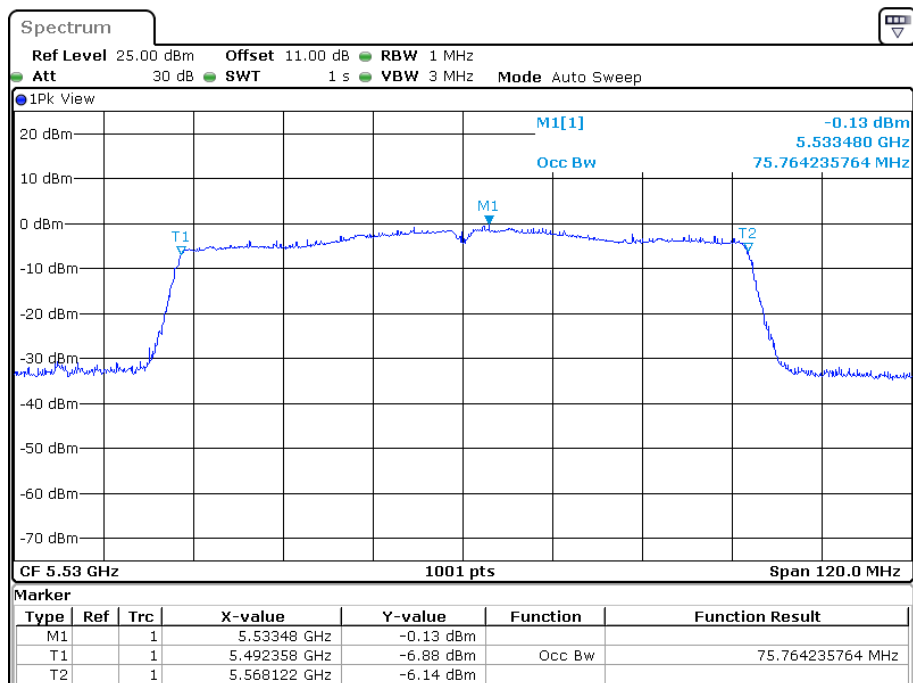


Date: 28.JUN.2022 00:08:58

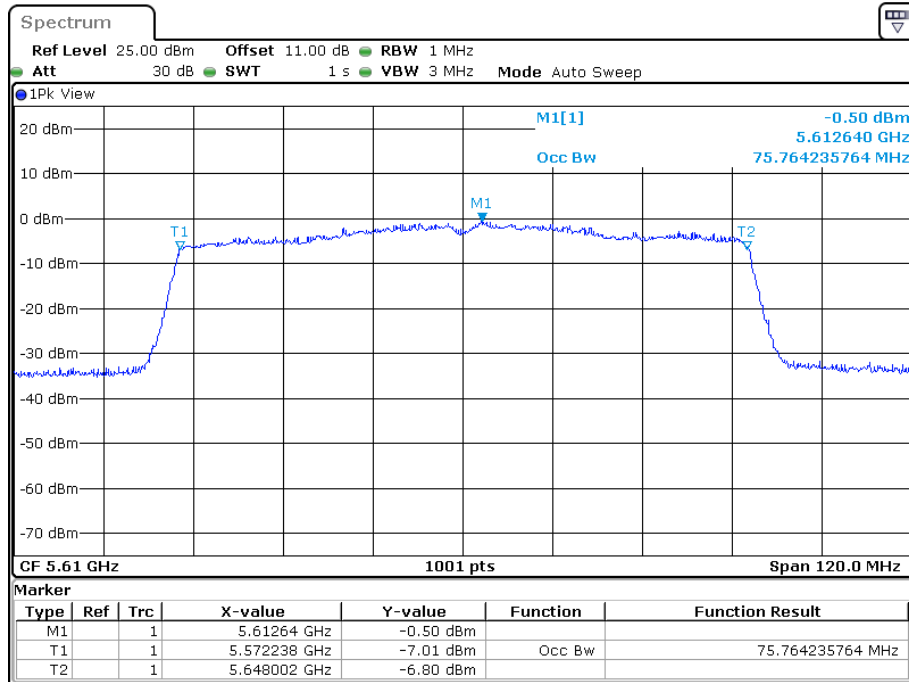
### 802.11ac40 mode, 5670 MHz



### 802.11ac80 mode, 5530MHz



802.11ac80 mode, 5610MHz



Date: 28.JUN.2022 00:28:06

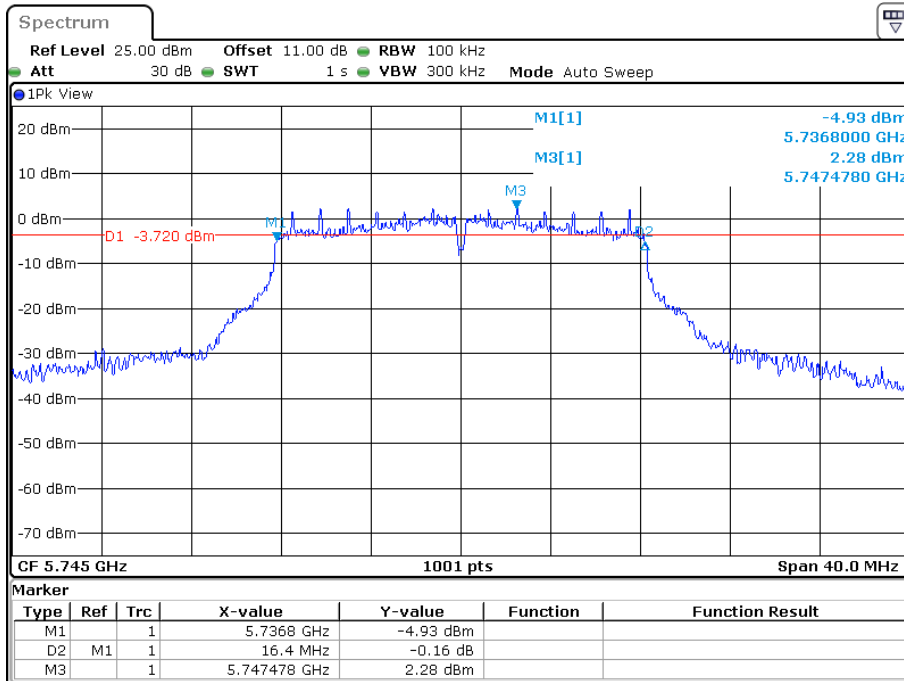
**5725 MHz – 5850 MHz:**

Frequency (MHz)	Antenna Port	6dB Bandwidth (MHz)	99% Bandwidth (MHz)	Limit (MHz)	Remark
802.11a					No transmitted signal in the 99% bandwidth extends into the U-NII-2C band
5745	Ant0	16.40	17.05	0.5	
5785	Ant0	16.40	17.05	0.5	
5825	Ant0	16.40	17.11	0.5	
802.11n20					
5745	Ant0	17.60	18.22	0.5	
5785	Ant0	17.60	18.25	0.5	
5825	Ant0	17.60	18.22	0.5	
802.11n40					
5755	Ant0	36.00	36.56	0.5	
5795	Ant0	36.00	36.50	0.5	
802.11ac20					
5745	Ant0	17.60	18.19	0.5	
5785	Ant0	17.60	18.22	0.5	
5825	Ant0	17.64	18.22	0.5	
802.11ac40					
5755	Ant0	35.84	36.50	0.5	
5795	Ant0	35.84	36.50	0.5	
11ac80					
5775	Ant0	75.52	75.88	0.5	



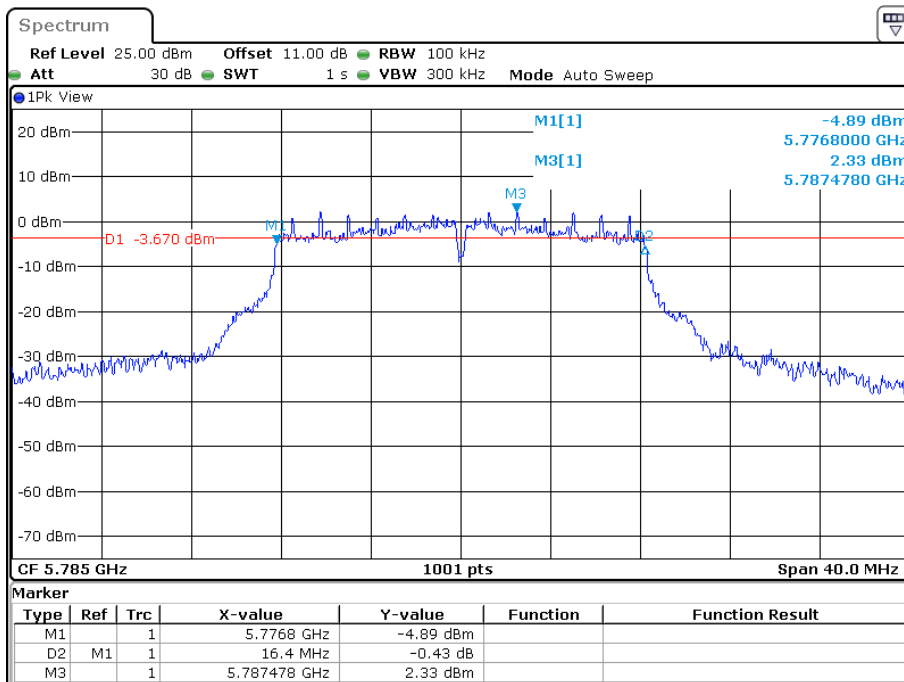
26 dB Emission Bandwidth

802.11a mode, 5475MHz



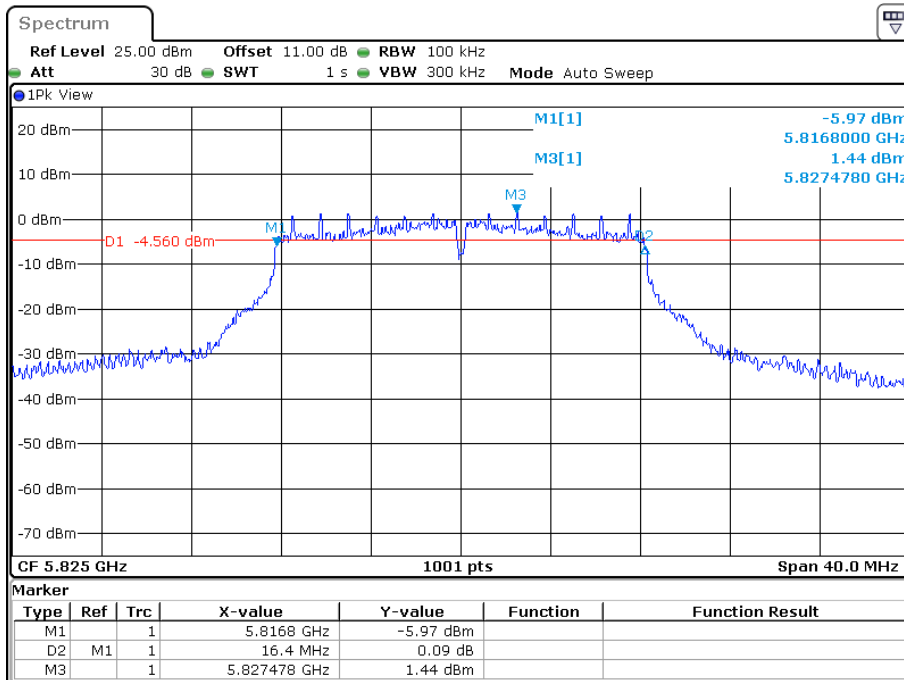
Date: 27.JUN.2022 21:42:11

802.11a mode, 5785MHz



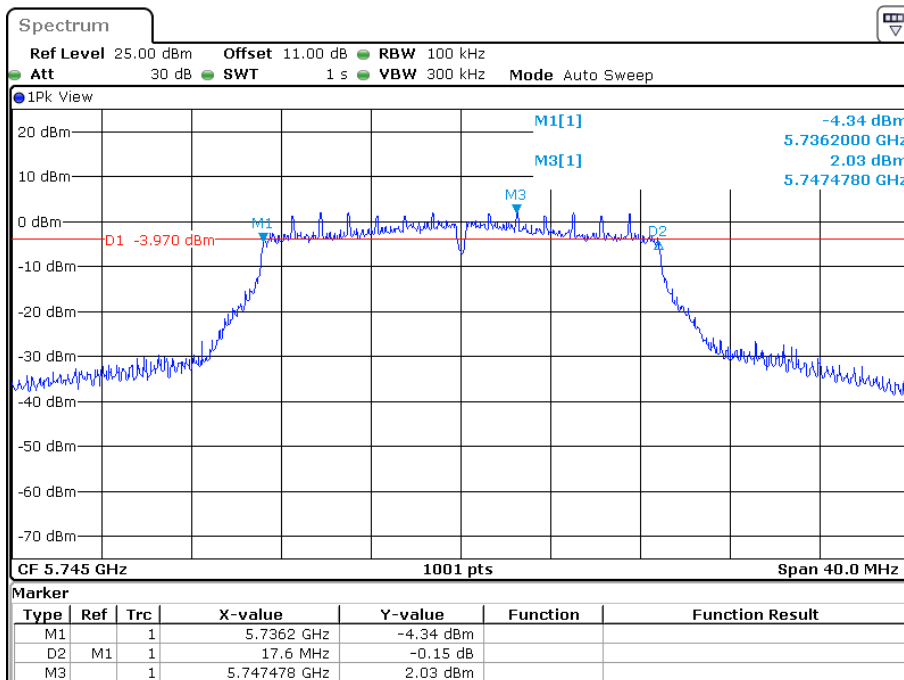
Date: 27.JUN.2022 21:44:44

802.11a mode, 5825 MHz



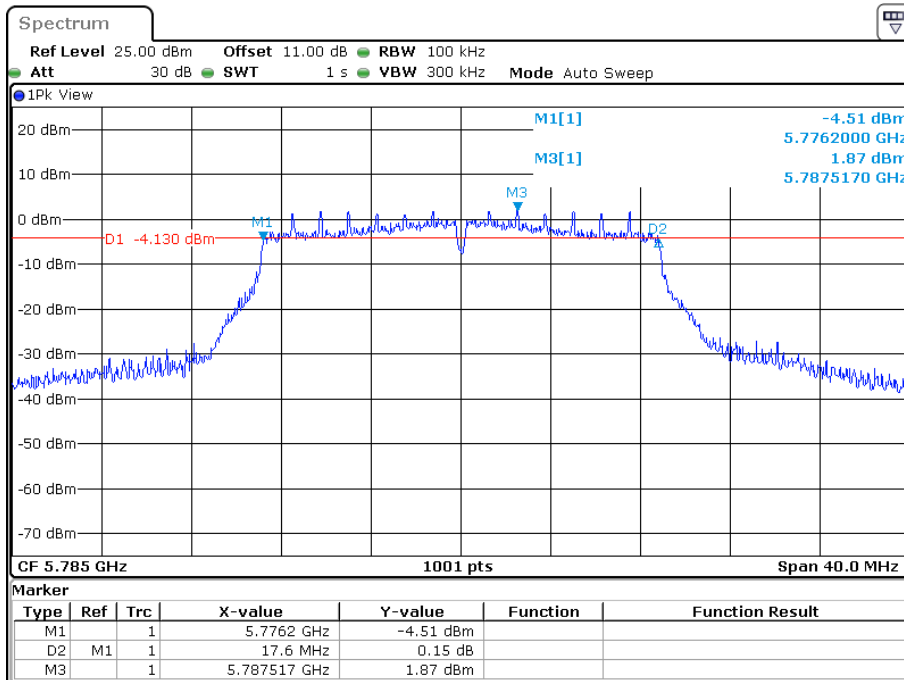
Date: 27.JUN.2022 21:47:16

802.11n20 mode, 5745 MHz



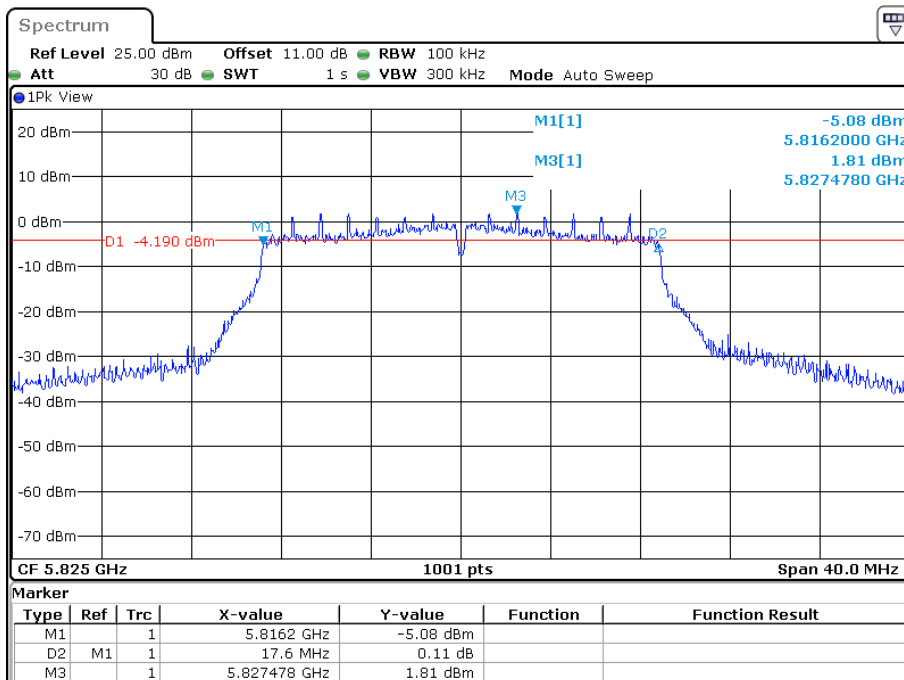
Date: 27.JUN.2022 22:36:05

802.11n20 mode, 5785 MHz



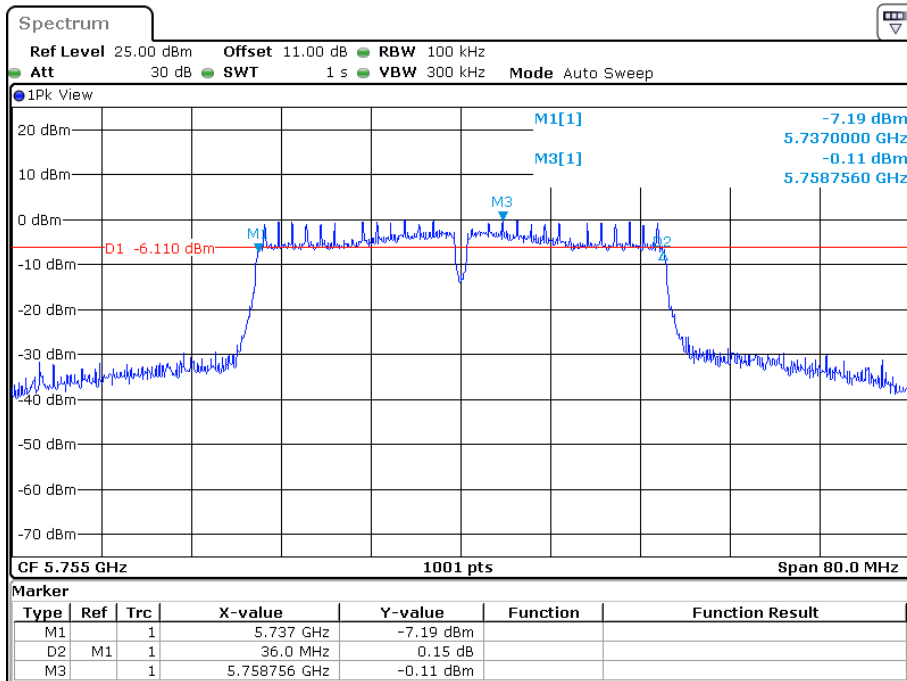
Date: 27.JUN.2022 22:38:50

802.11n20 mode, 5825 MHz



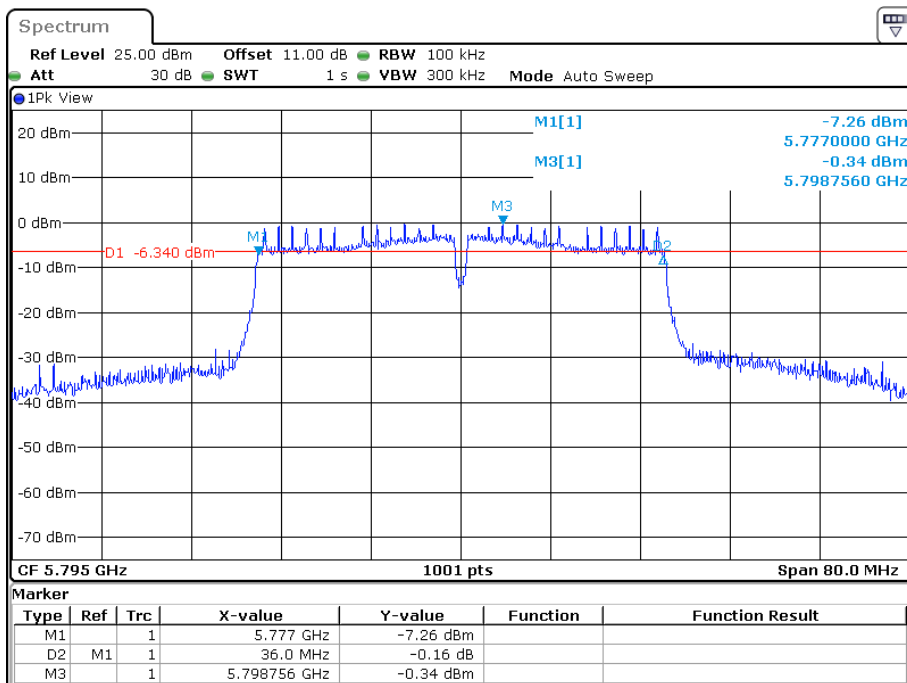
Date: 27.JUN.2022 22:41:19

802.11n40 mode, 5755MHz



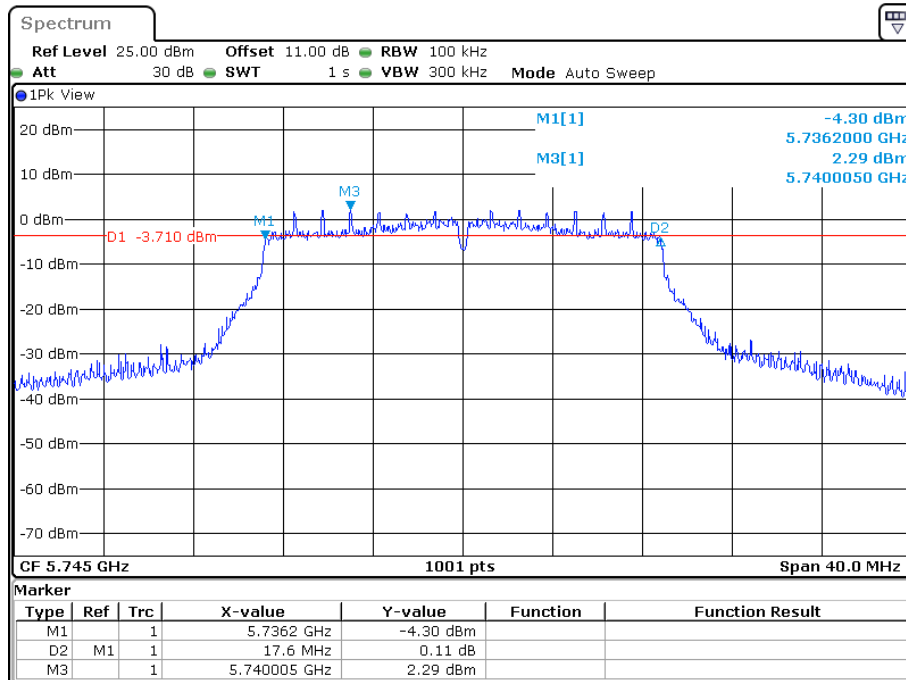
Date: 27.JUN.2022 23:49:37

802.11n40 mode, 5795 MHz

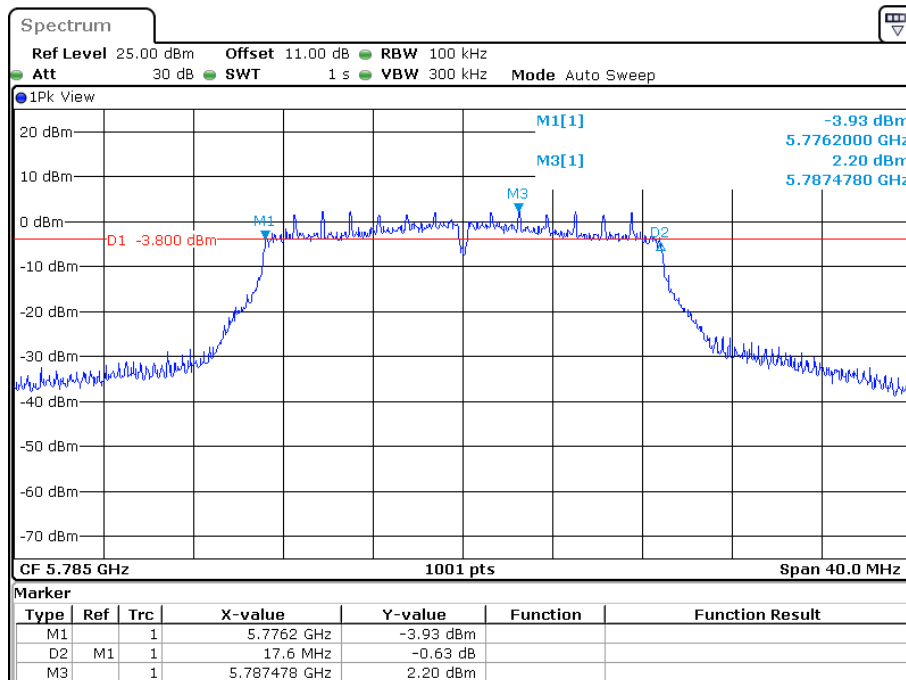


Date: 27.JUN.2022 23:53:18

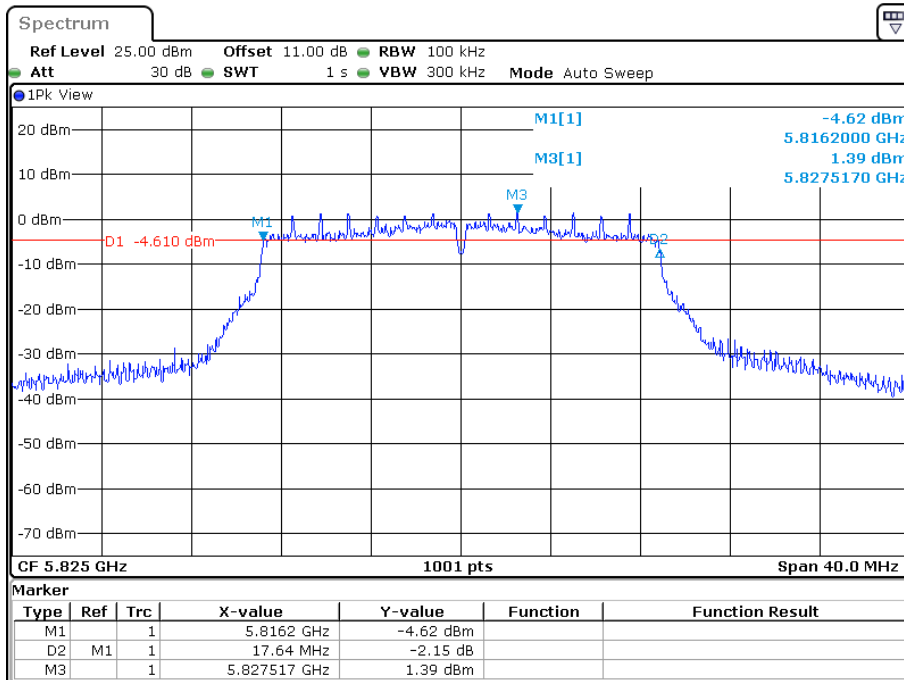
### 802.11ac20 mode, 5745 MHz



### 802.11ac20 mode, 5785 MHz

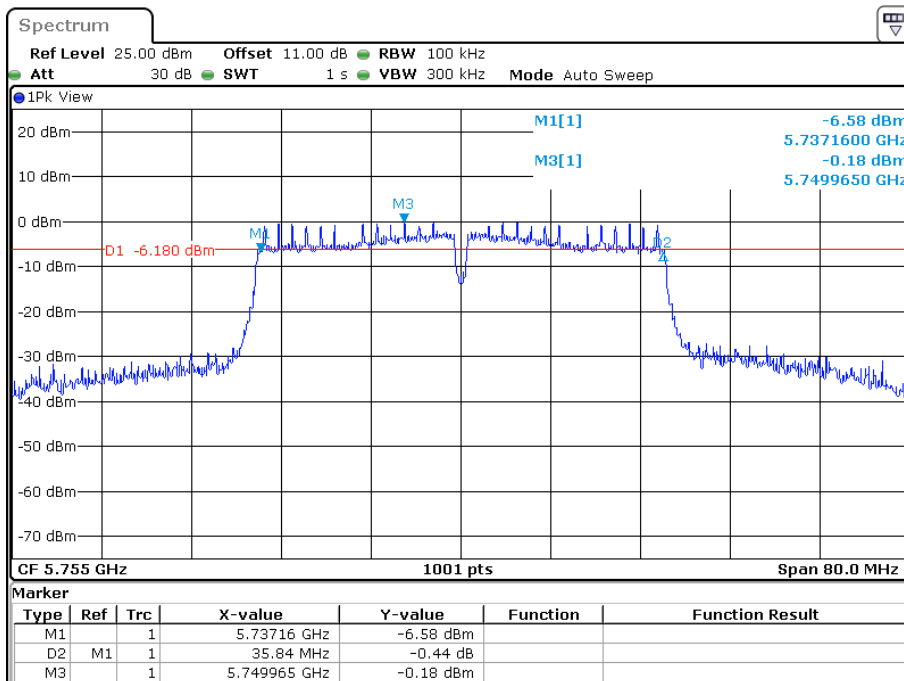


### 802.11ac20 mode, 5825 MHz



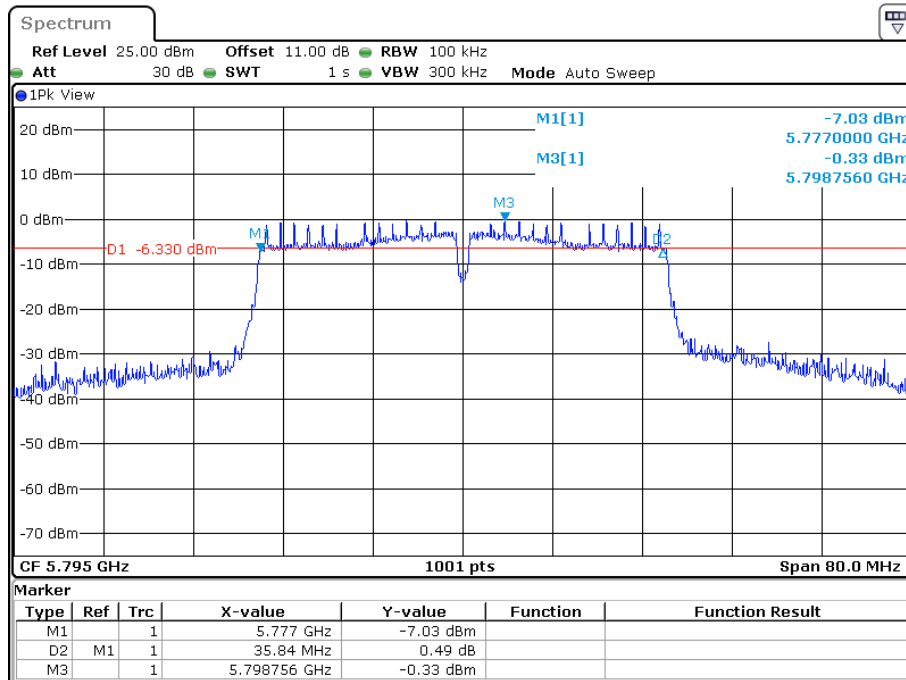
Date: 27.JUN.2022 23:18:02

### 802.11ac40 mode, 5755MHz



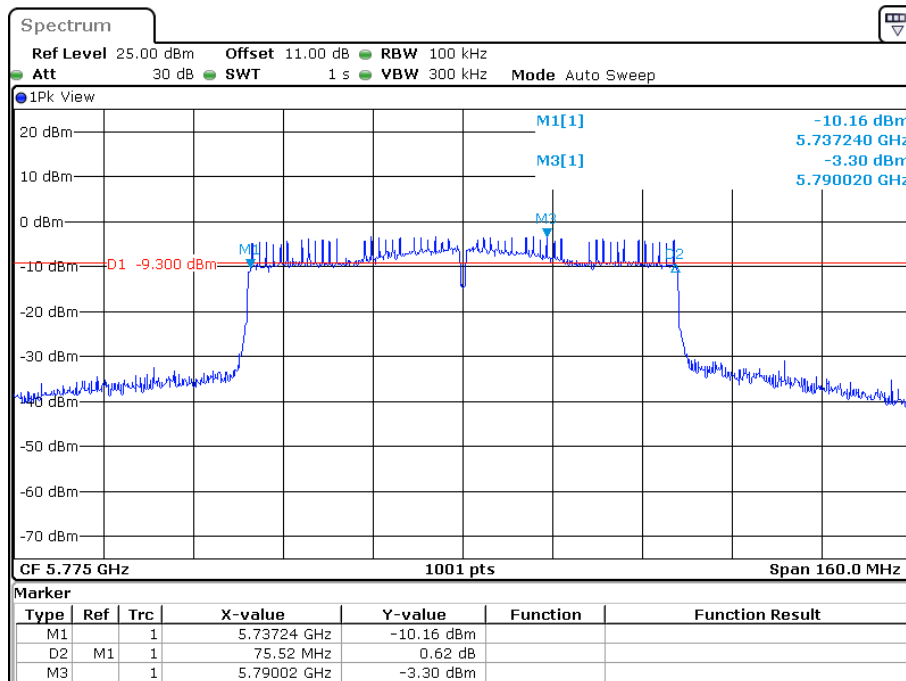
Date: 28.JUN.2022 00:14:37

802.11ac40 mode, 5795 MHz



Date: 28.JUN.2022 00:17:11

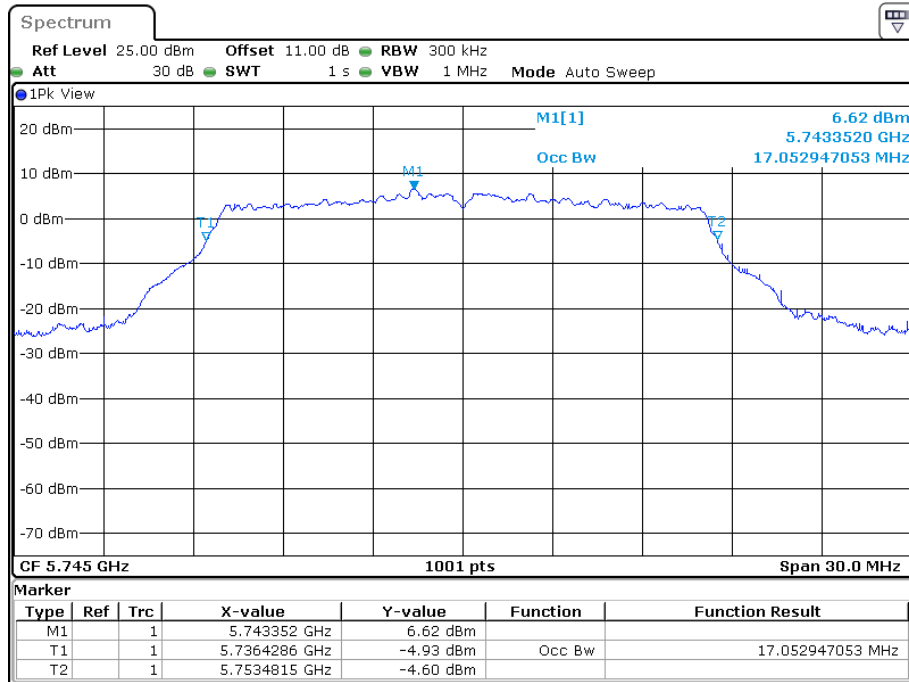
802.11ac80 mode, 5775MHz



Date: 28.JUN.2022 00:31:21

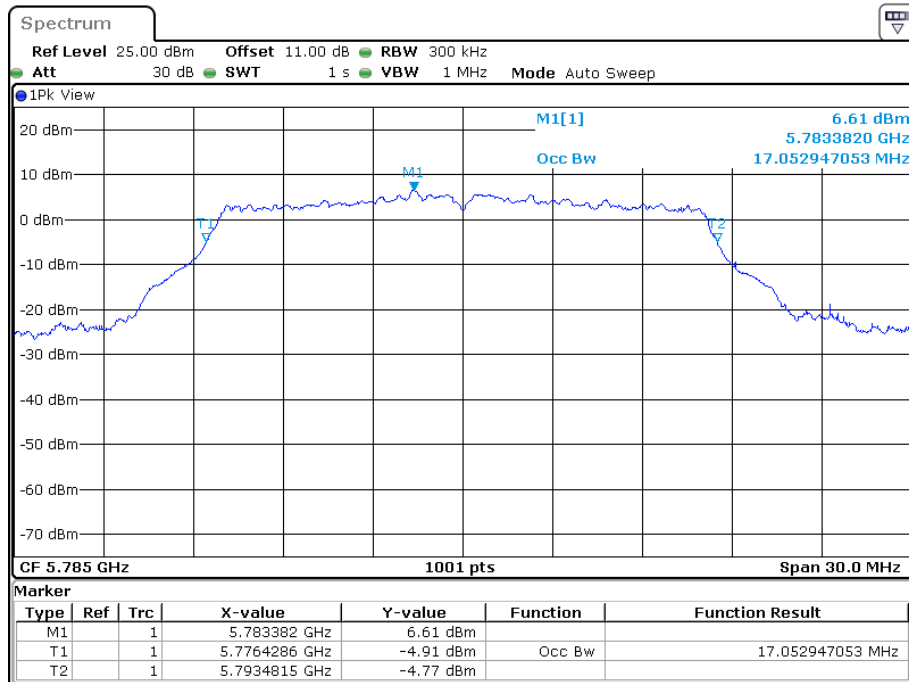
**99% Occupied Bandwidth**

**802.11a mode, 5475MHz**



Date: 27.JUN.2022 21:41:41

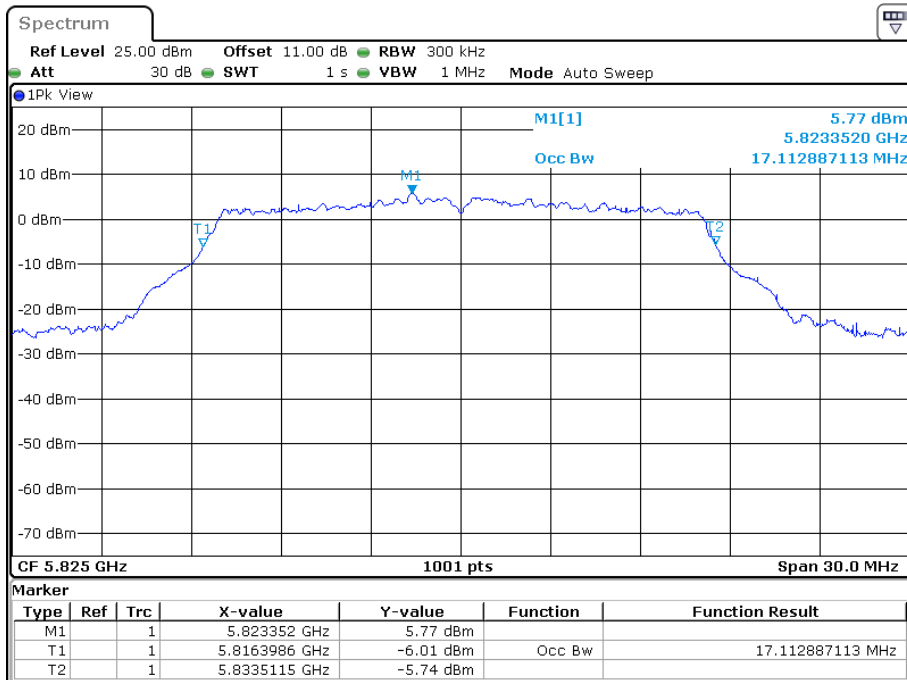
**802.11a mode, 5785MHz**



Date: 27.JUN.2022 21:44:14

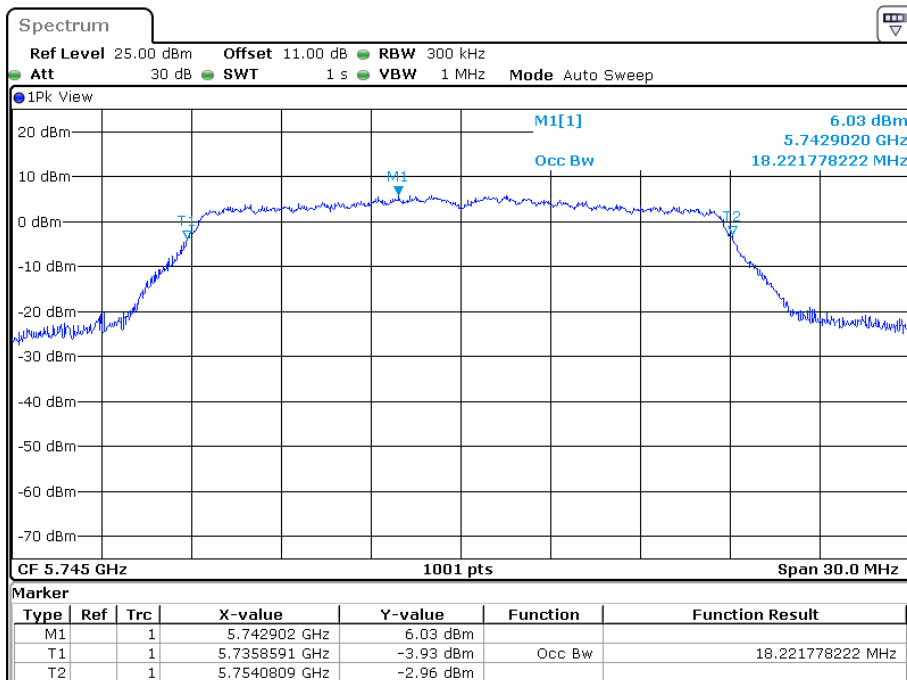


802.11a mode, 5825 MHz



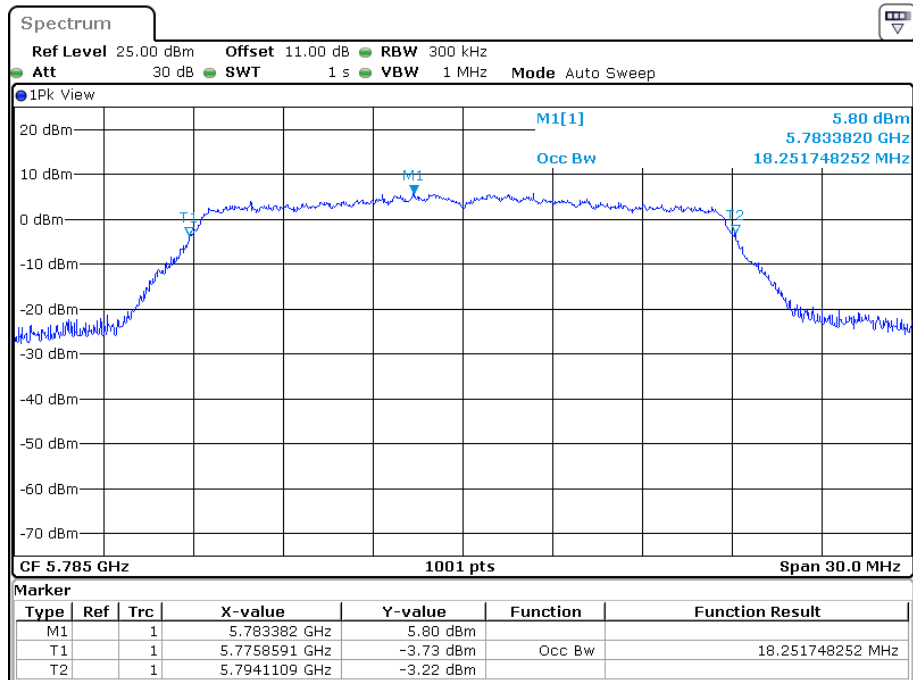
Date: 27.JUN.2022 21:46:46

802.11n20 mode, 5745 MHz



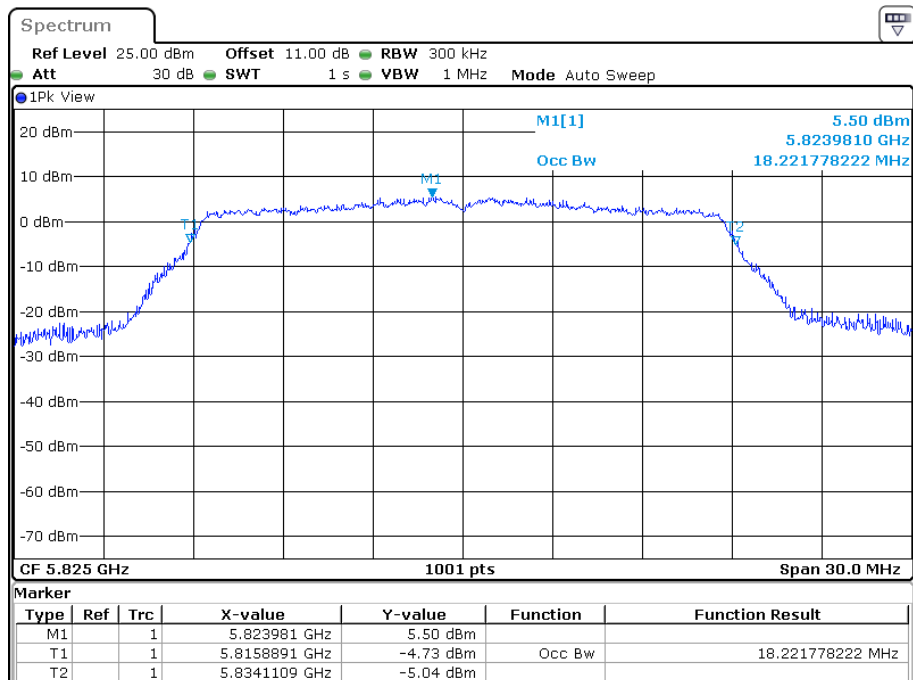
Date: 27.JUN.2022 22:35:36

### 802.11n20 mode, 5785 MHz



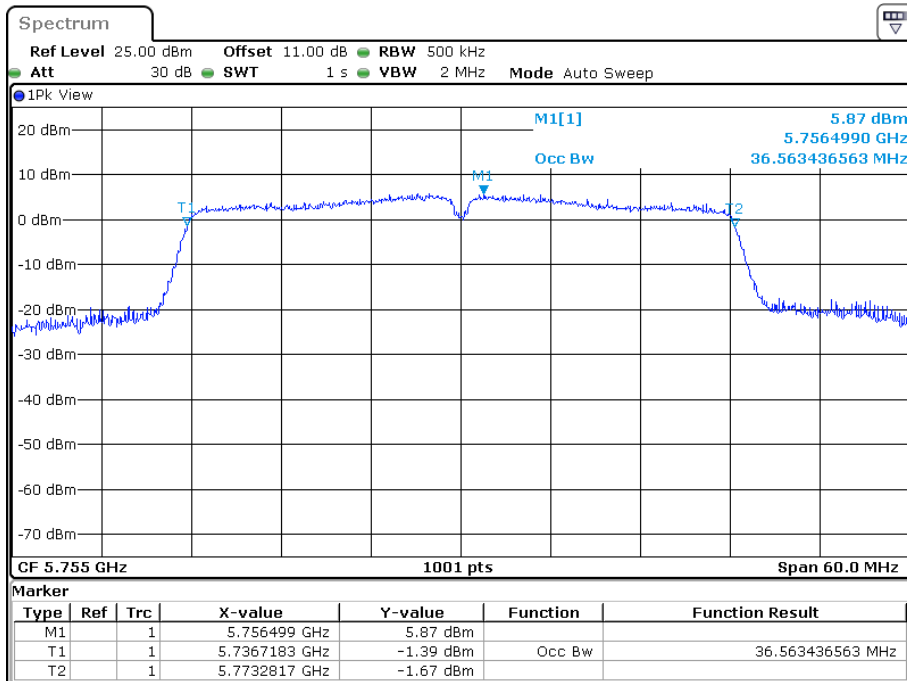
Date: 27.JUN.2022 22:38:20

### 802.11n20 mode, 5825 MHz



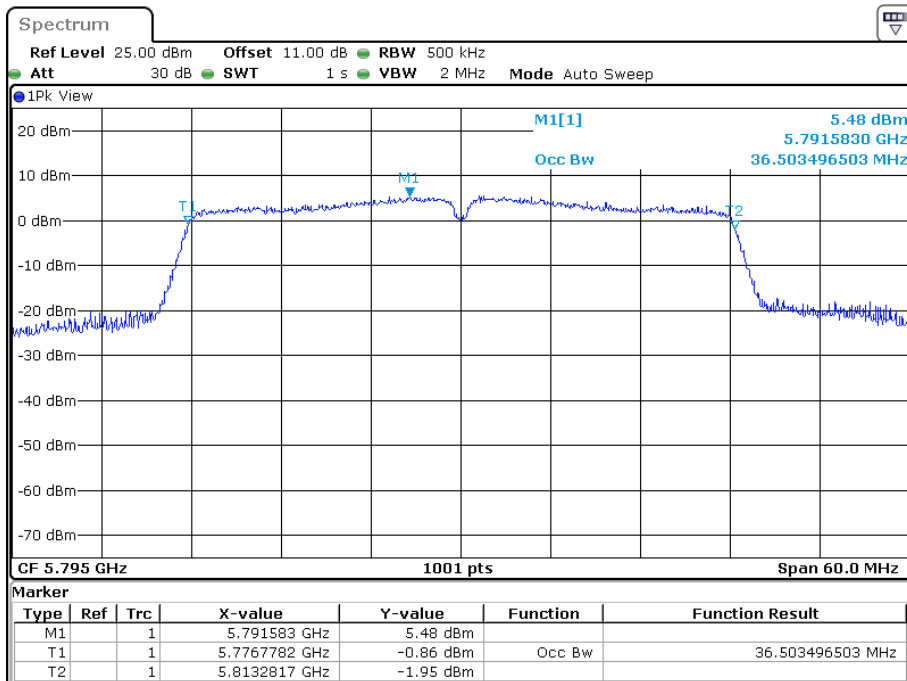
Date: 27.JUN.2022 22:40:49

802.11n40 mode, 5755MHz



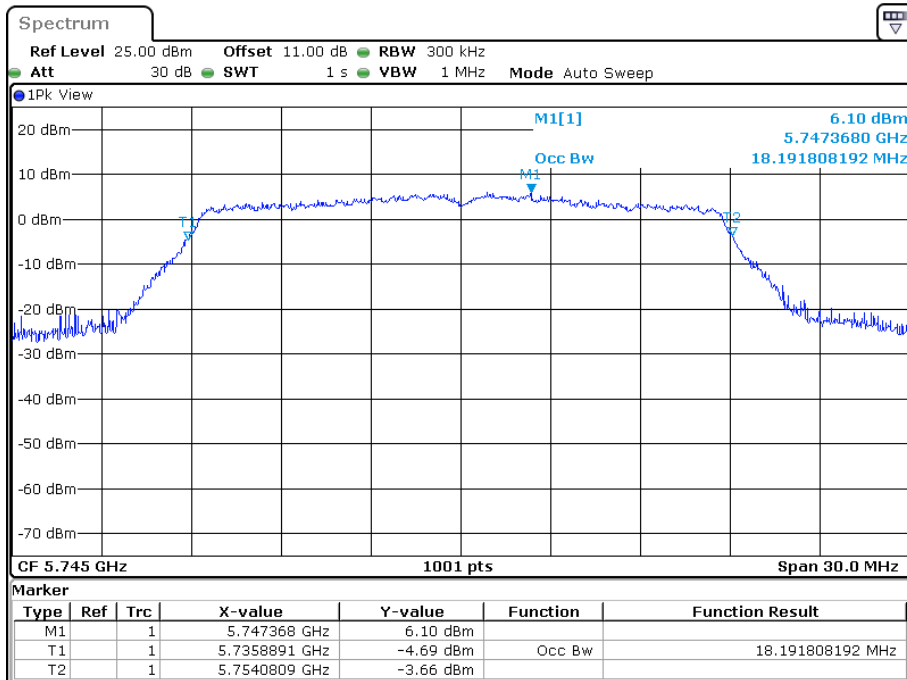
Date: 27. JUN. 2022 23:49:08

802.11n40 mode, 5795 MHz



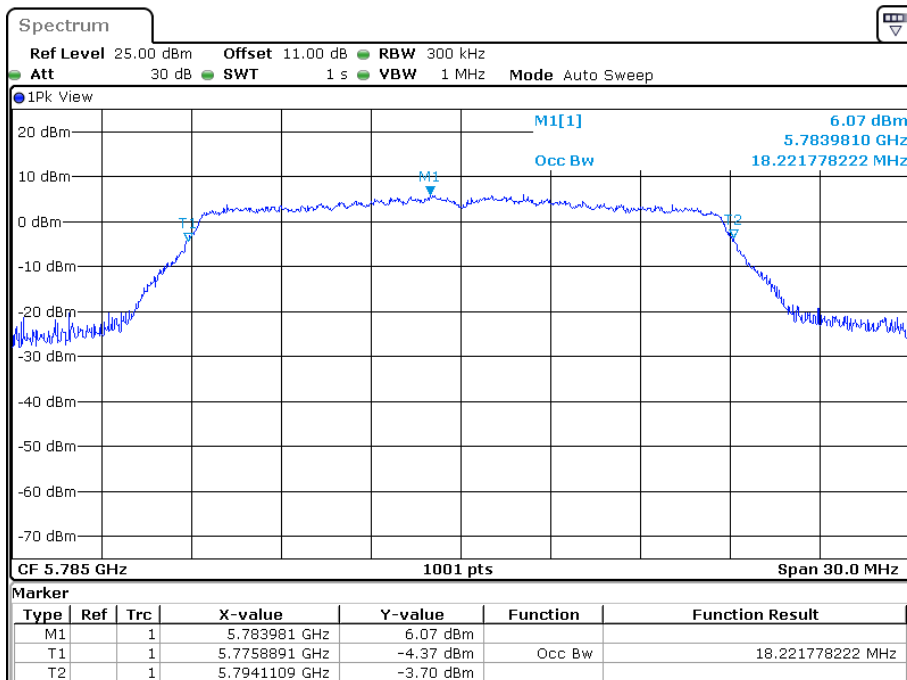
Date: 27. JUN. 2022 23:52:49

### 802.11ac20 mode, 5745 MHz



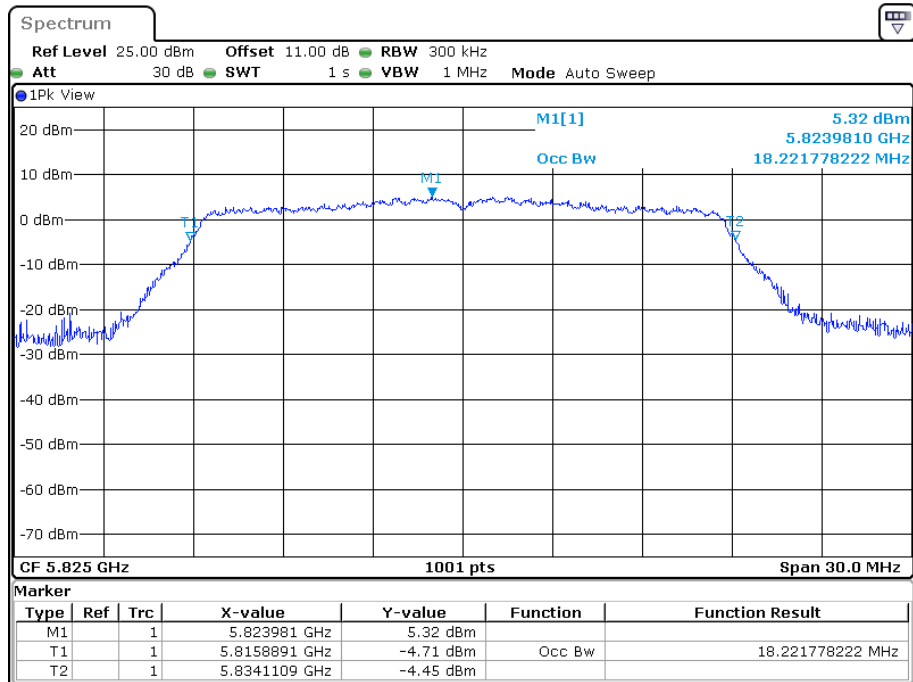
Date: 27.JUN.2022 23:12:13

### 802.11ac20 mode, 5785 MHz



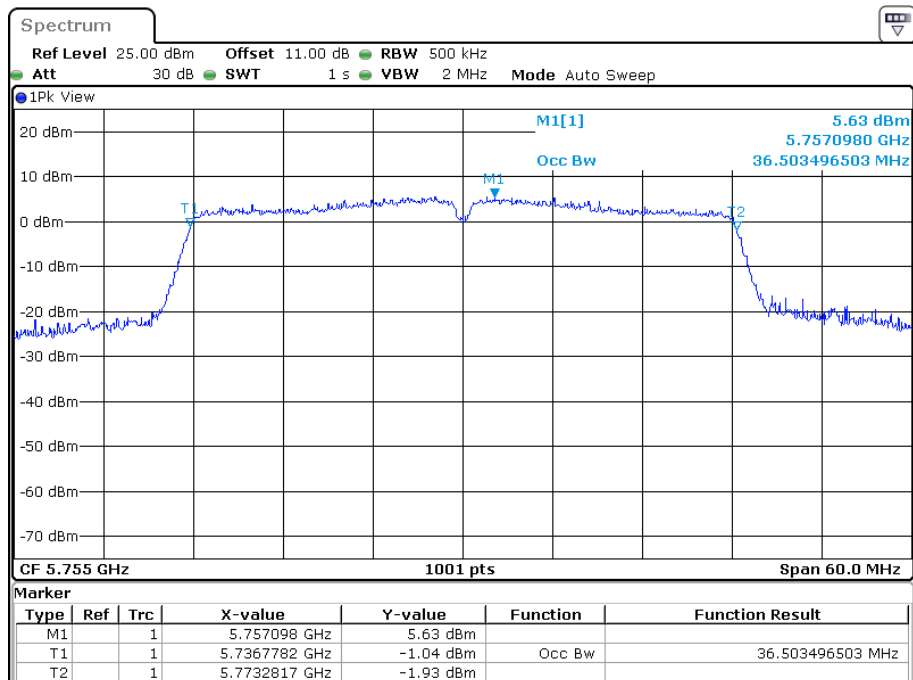
Date: 27.JUN.2022 23:14:50

802.11ac20 mode, 5825 MHz



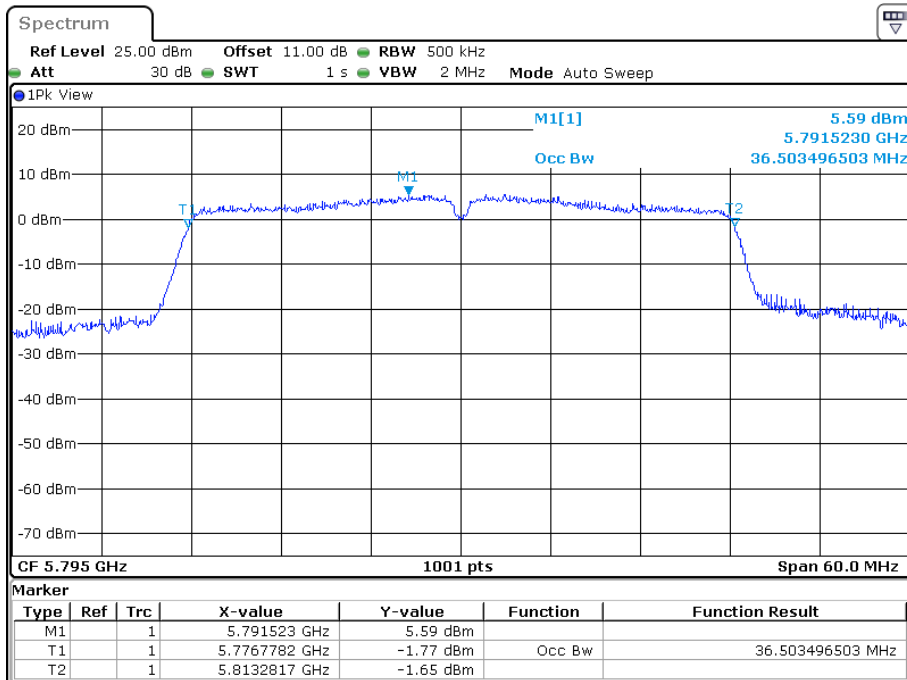
Date: 27.JUN.2022 23:17:32

802.11ac40 mode, 5755MHz



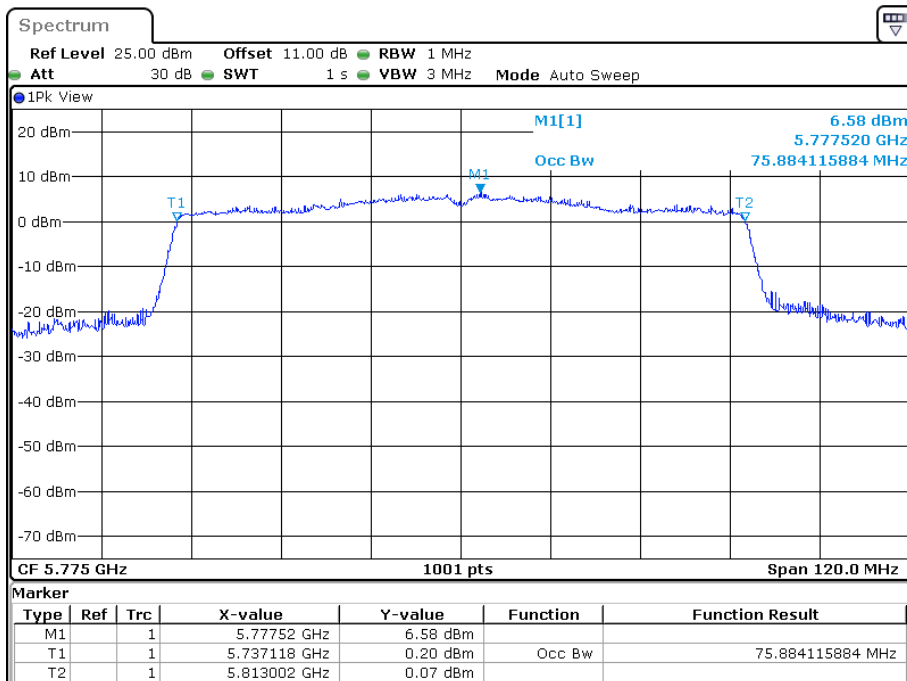
Date: 28.JUN.2022 00:14:07

### 802.11ac40 mode, 5795 MHz



Date: 28.JUN.2022 00:16:42

### 802.11ac80 mode, 5775MHz



Date: 28.JUN.2022 00:30:51

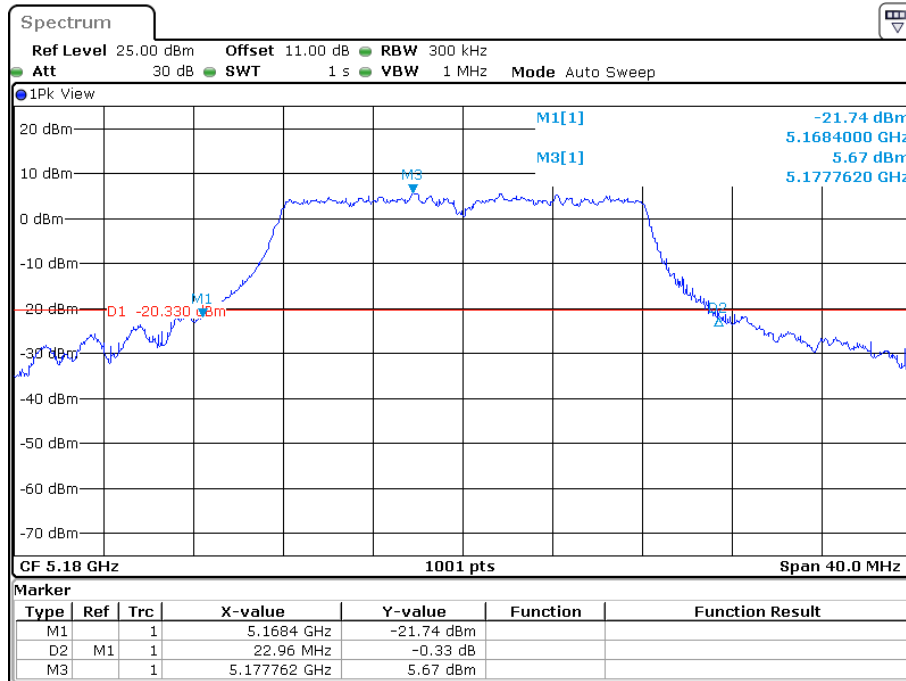
For module:D845

**5150 MHz - 5250 MHz:**

Frequency (MHz)	Antenna Port	26 dB Bandwidth (MHz)	99% Bandwidth (MHz)	Remark
802.11a				No transmitted signal in the 99% bandwidth extends into the U-NII-2A band
5180	Ant1	22.96	16.93	
5200	Ant1	22.28	16.96	
5240	Ant1	22.40	16.90	
802.11n20				
5180	Ant1	23.60	18.01	
5200	Ant1	23.20	18.10	
5240	Ant1	23.68	17.98	
802.11n40				
5190	Ant1	42.80	36.80	
5230	Ant1	42.80	36.74	
802.11ac20				
5180	Ant1	23.72	18.10	
5200	Ant1	23.96	18.10	
5240	Ant1	23.64	18.04	
802.11ac40				
5190	Ant1	42.88	36.68	
5230	Ant1	42.72	36.74	
11ac80				
5210	Ant1	86.40	76.24	

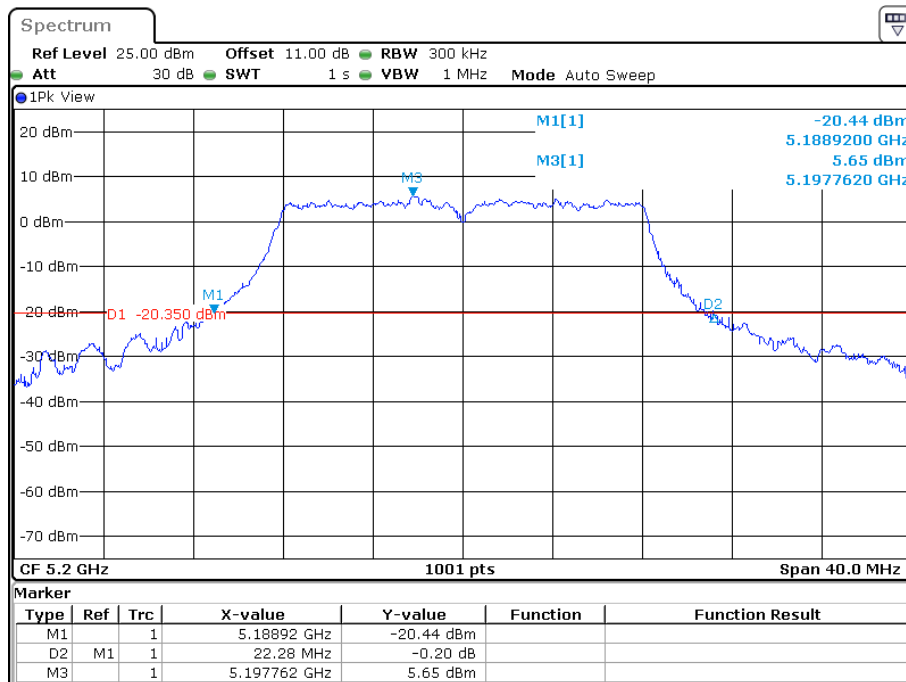
26 dB Emission Bandwidth

802.11a mode, 5180 MHz



Date: 28.JUN.2022 20:57:37

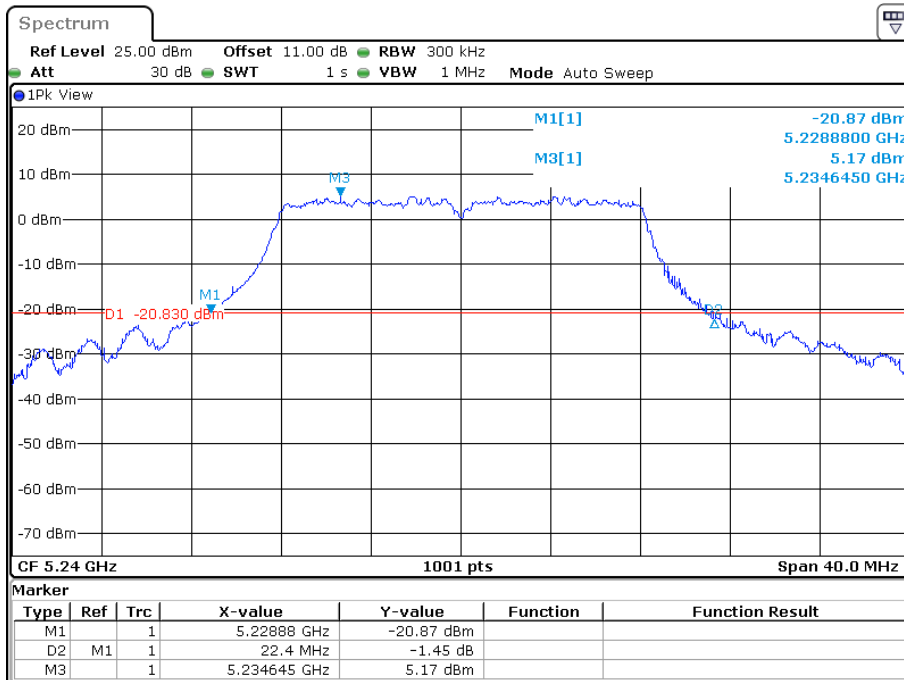
802.11a mode, 5200 MHz



Date: 28.JUN.2022 21:00:10

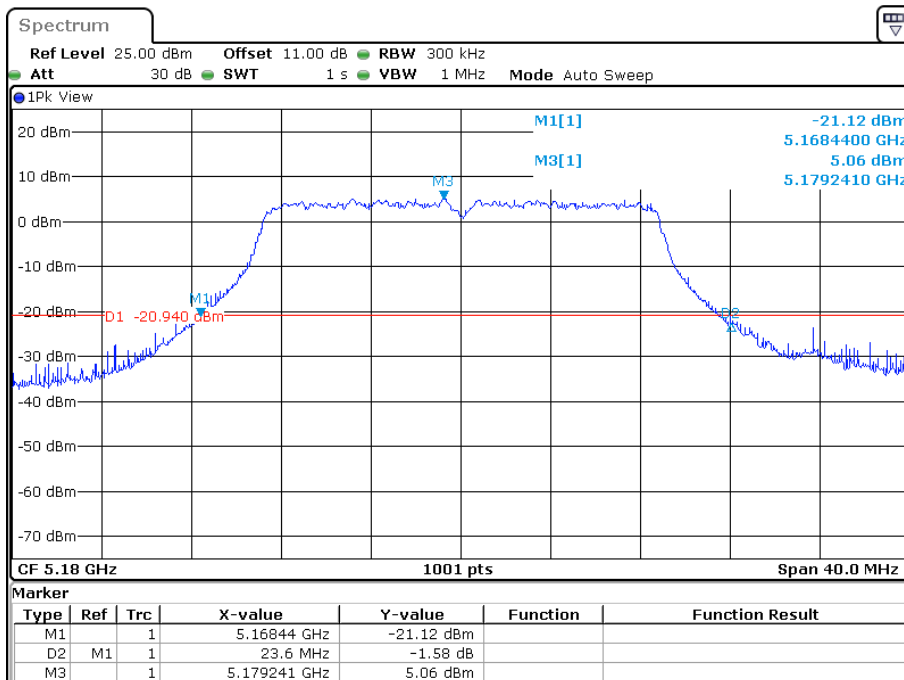


### 802.11a mode, 5240 MHz



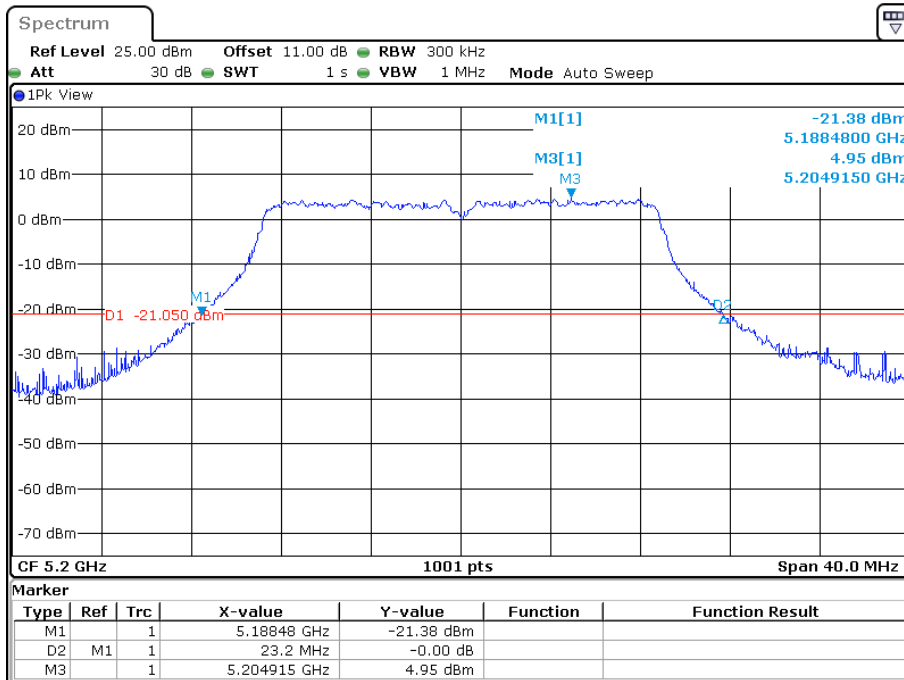
Date: 28.JUN.2022 21:03:20

### 802.11n20 mode, 5180 MHz



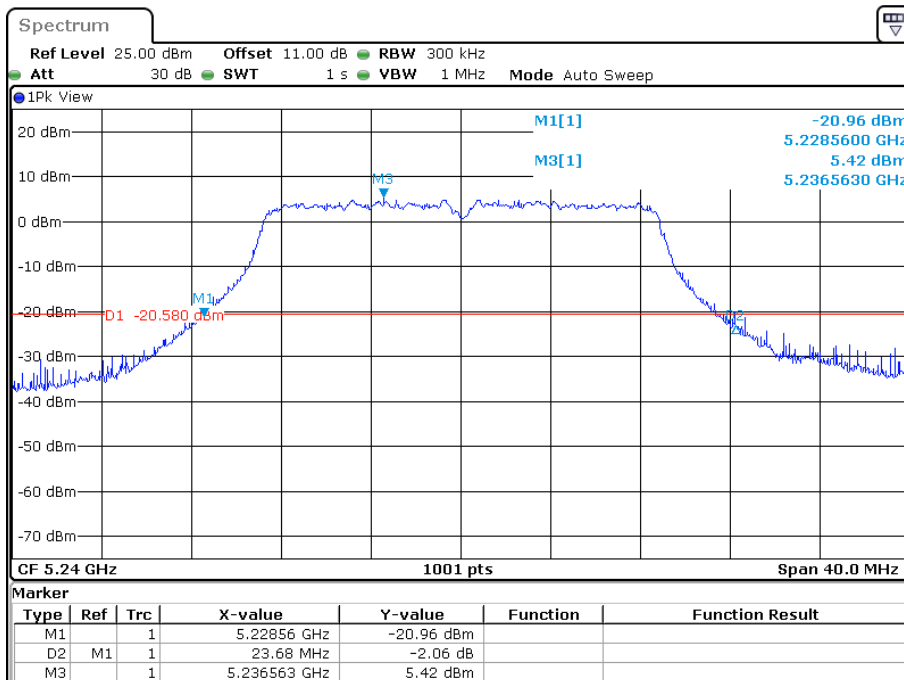
Date: 29.JUN.2022 00:05:51

### 802.11n20 mode, 5200 MHz



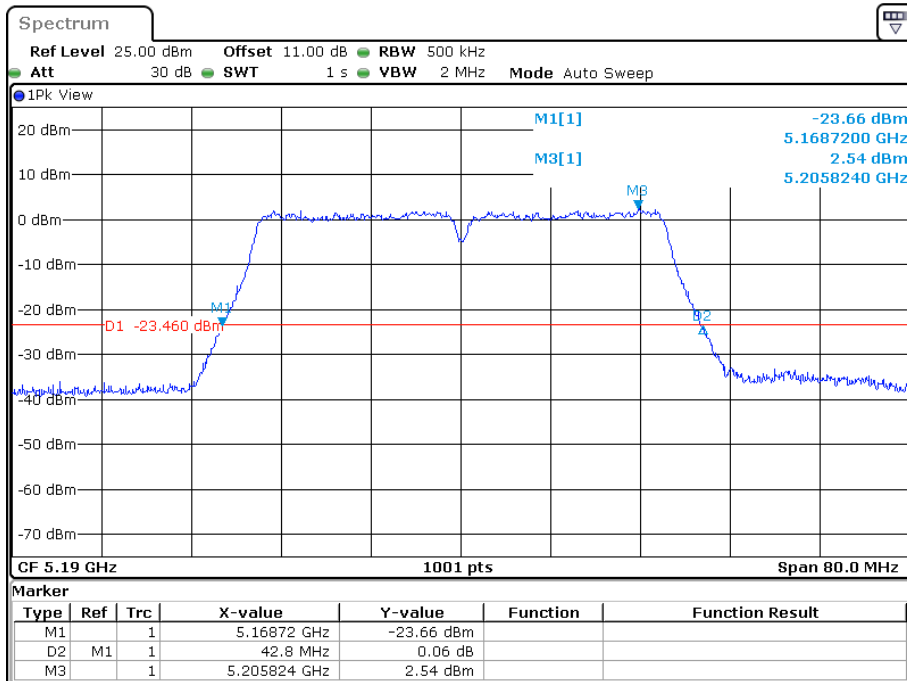
Date: 29.JUN.2022 00:08:19

### 802.11n20 mode, 5240 MHz



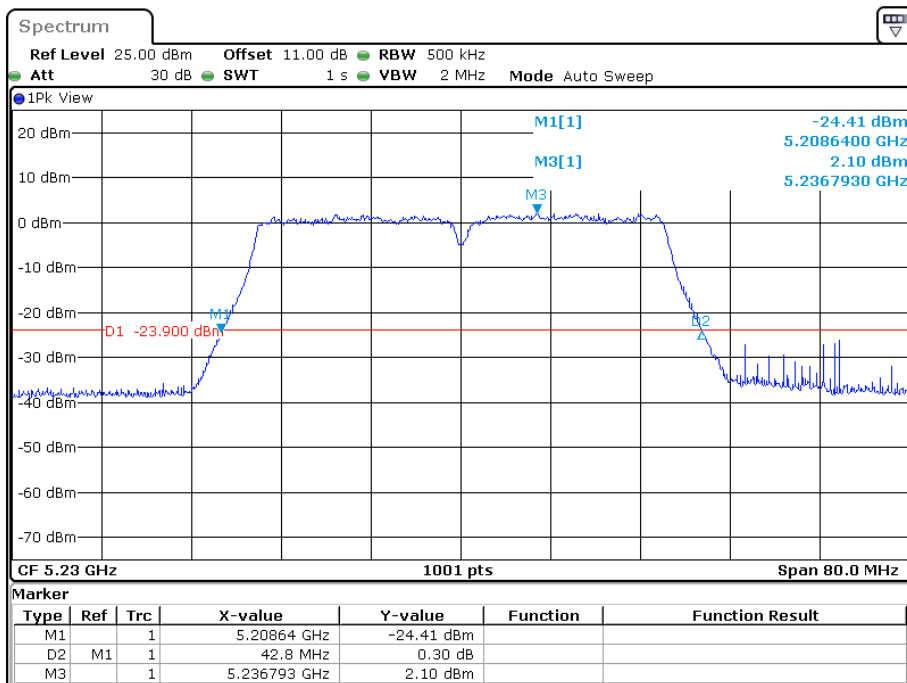
Date: 29.JUN.2022 00:10:50

802.11n40 mode, 5190 MHz



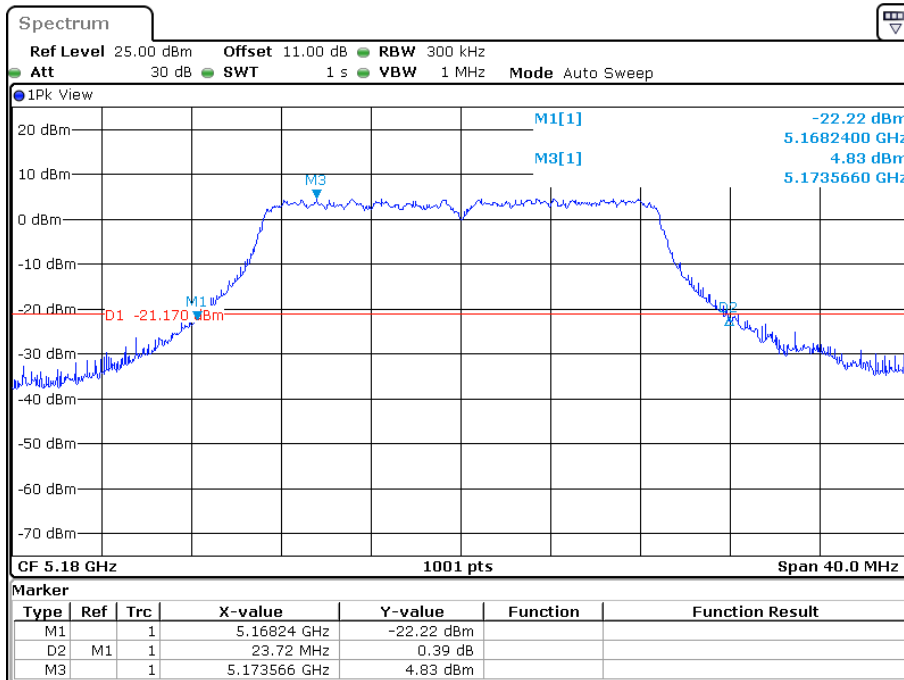
Date: 29.JUN.2022 00:29:46

802.11n40 mode, 5230 MHz



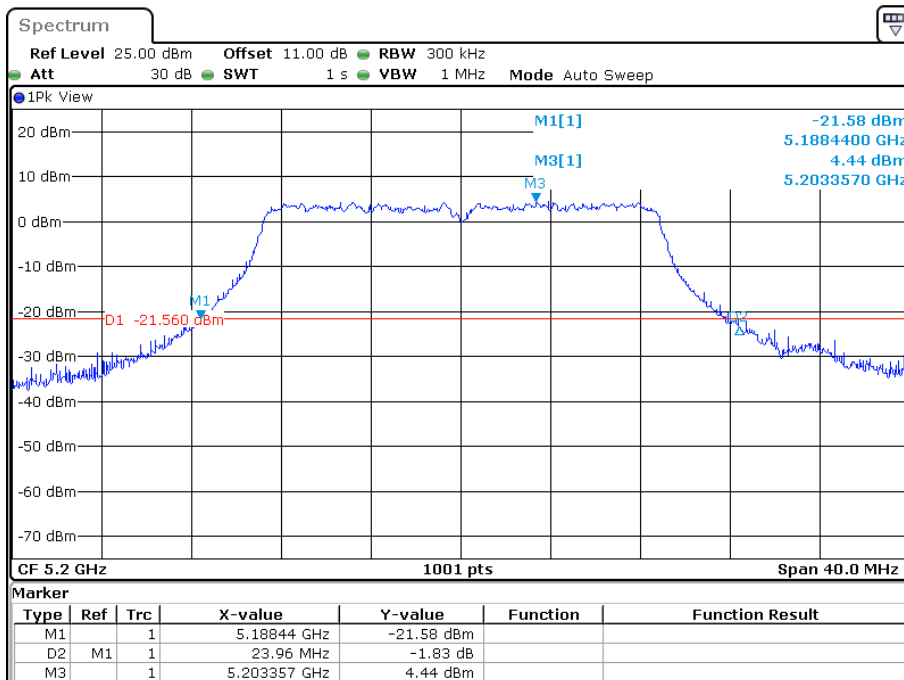
Date: 29.JUN.2022 00:32:15

### 802.11ac20 mode, 5180 MHz



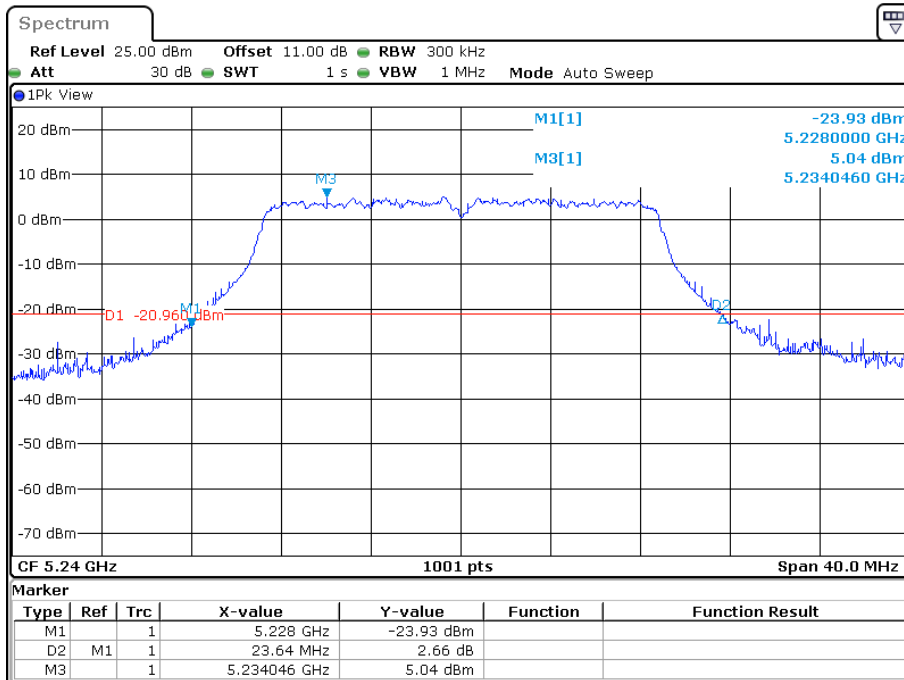
Date: 29.JUN.2022 19:42:18

### 802.11ac20 mode, 5200 MHz



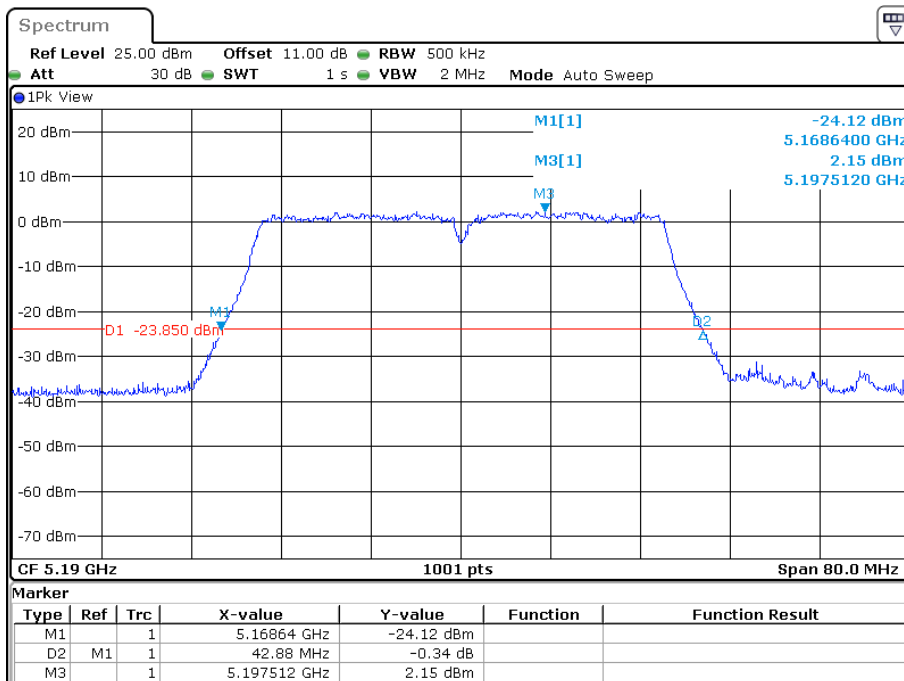
Date: 29.JUN.2022 19:46:19

### 802.11ac20 mode, 5240 MHz



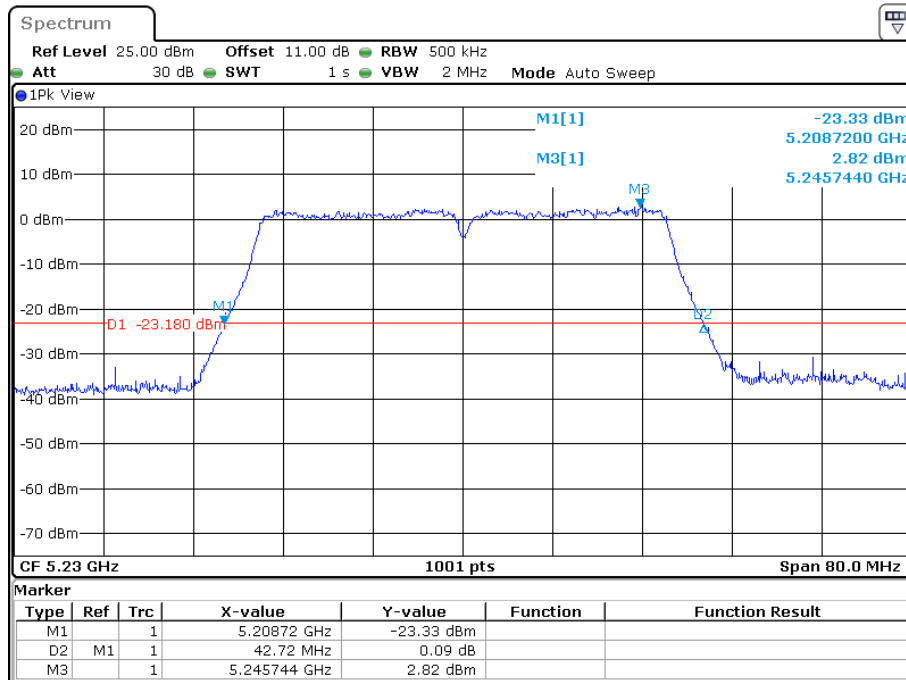
Date: 29.JUN.2022 19:50:30

### 802.11ac40 mode, 5190 MHz

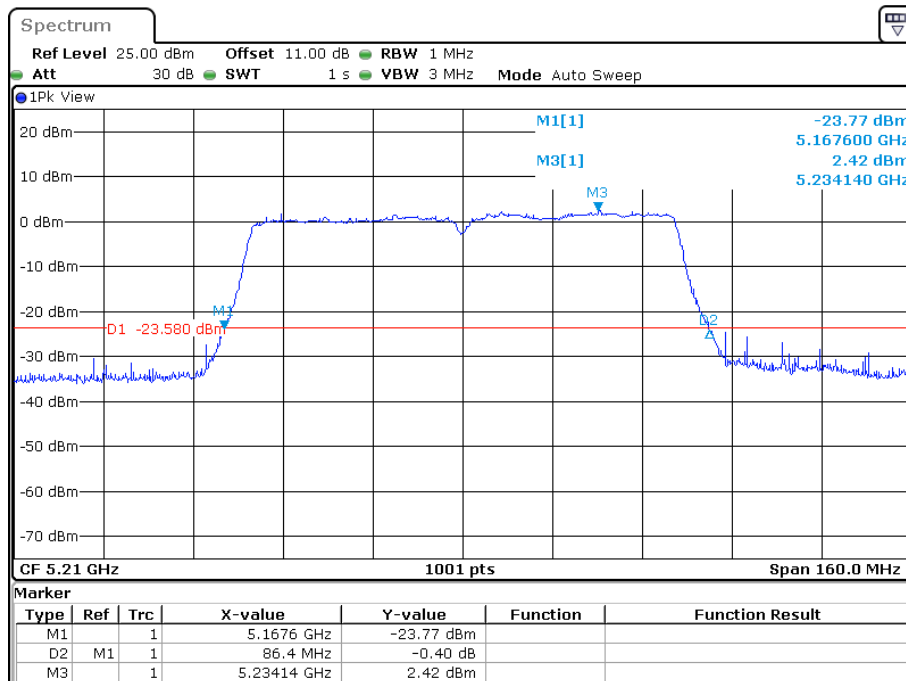


Date: 30.JUN.2022 00:25:33

### 802.11ac40 mode, 5230 MHz

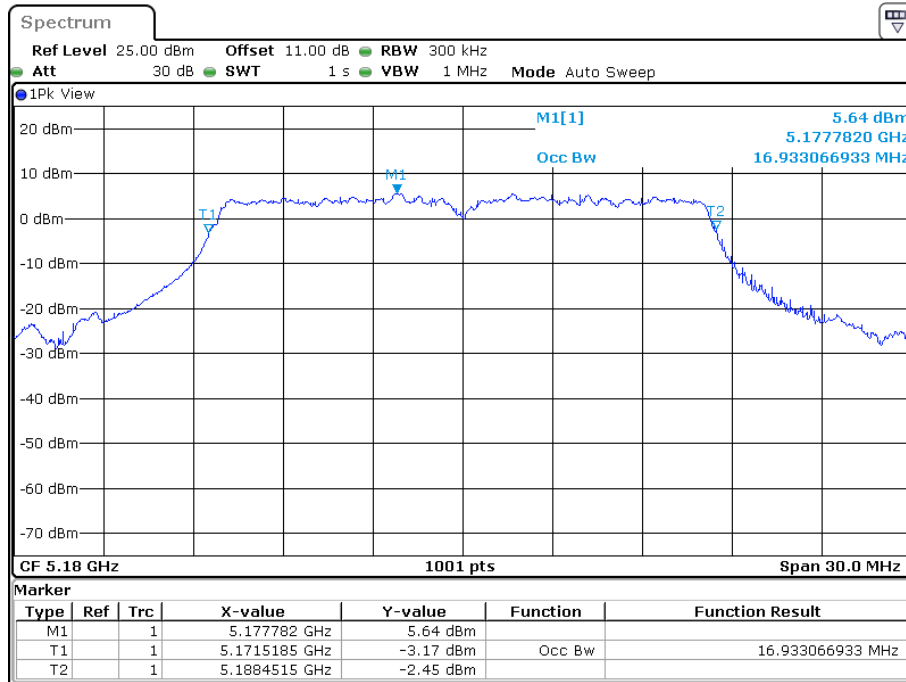


### 802.11ac80 mode, 5210 MHz



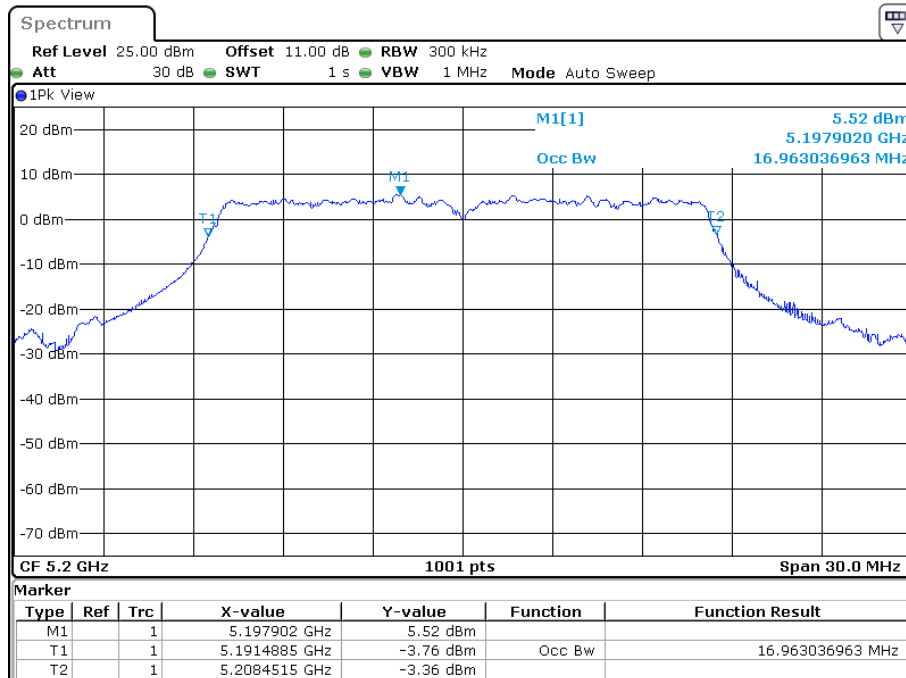
**99% Occupied Bandwidth**

**802.11a mode, 5180 MHz**



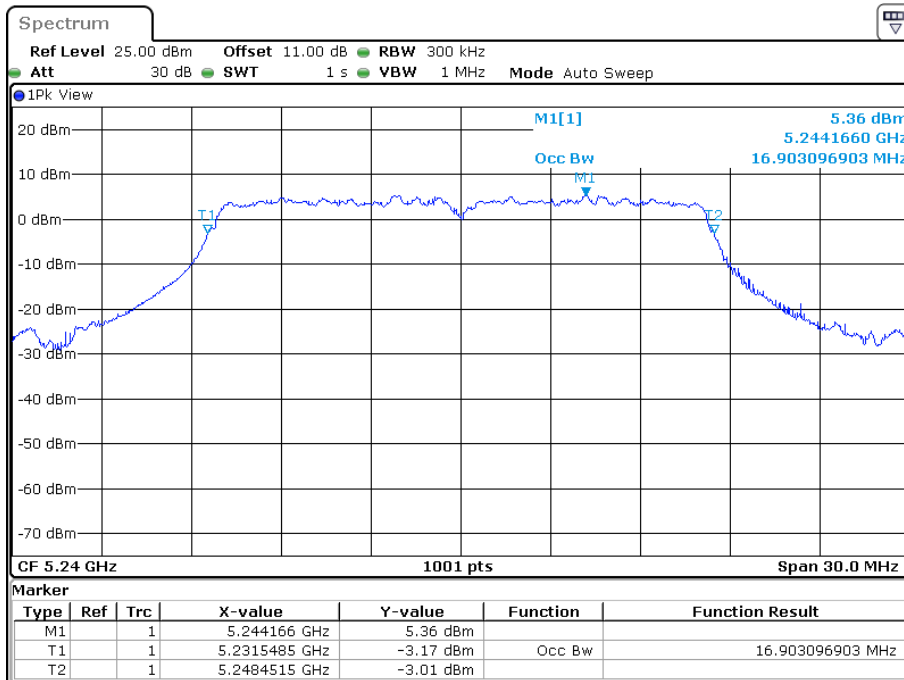
Date: 28.JUN.2022 20:57:08

**802.11a mode, 5200 MHz**

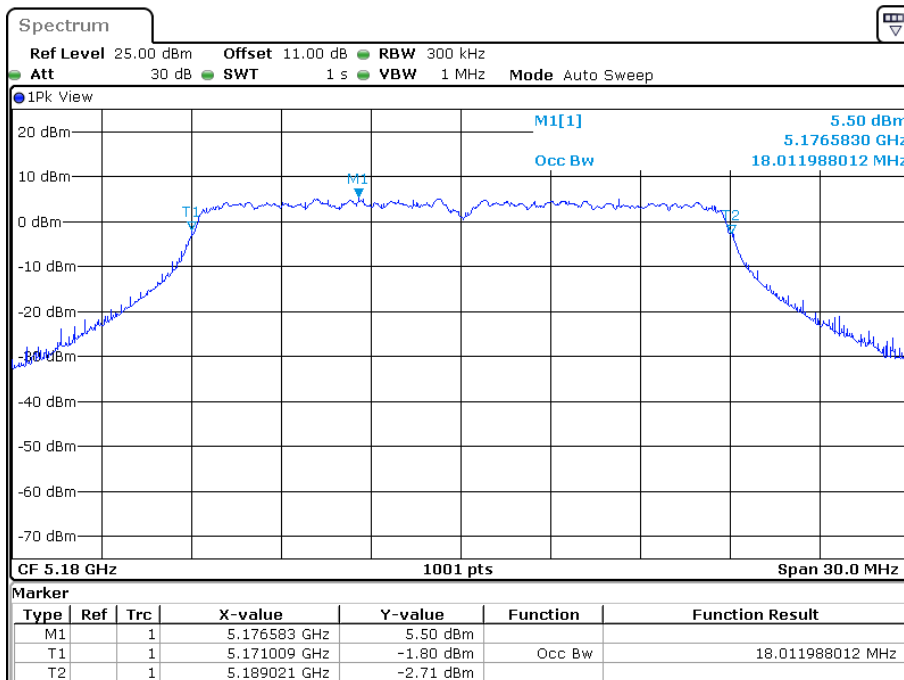


Date: 28.JUN.2022 20:59:40

802.11a mode, 5240 MHz

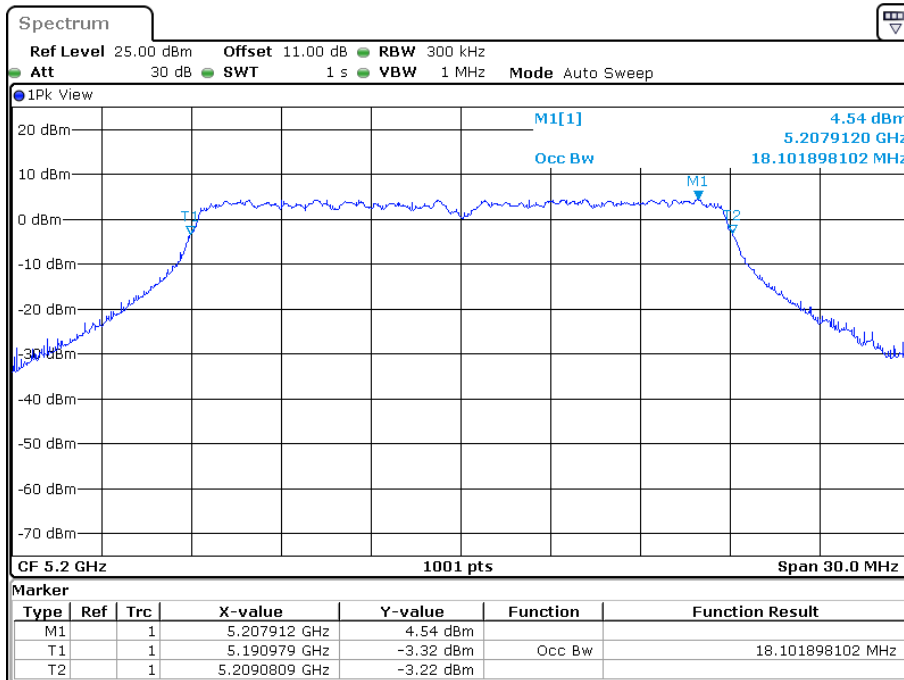


802.11n20 mode, 5180 MHz



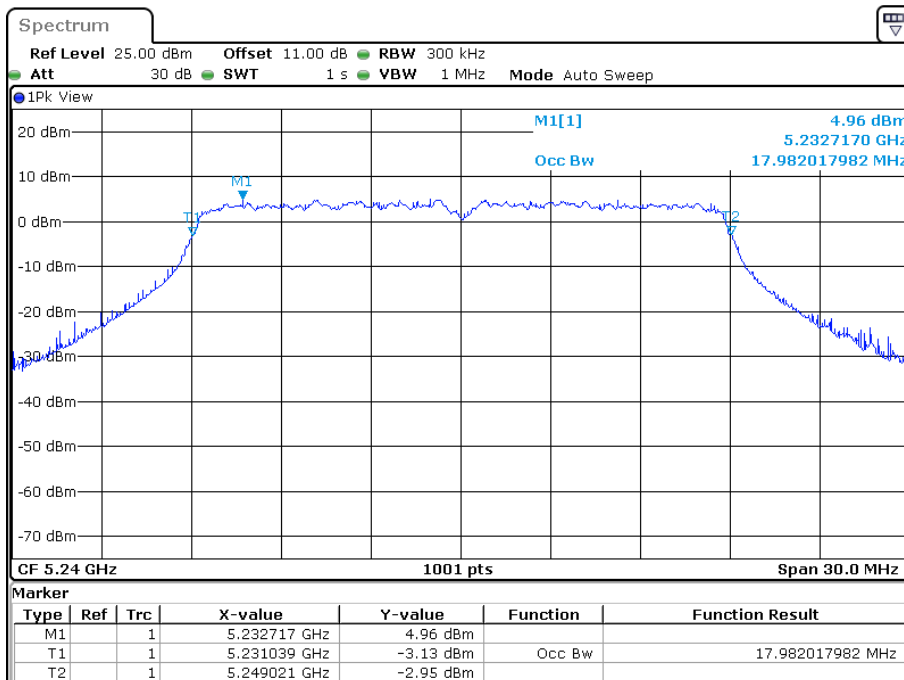


802.11n20 mode, 5200 MHz



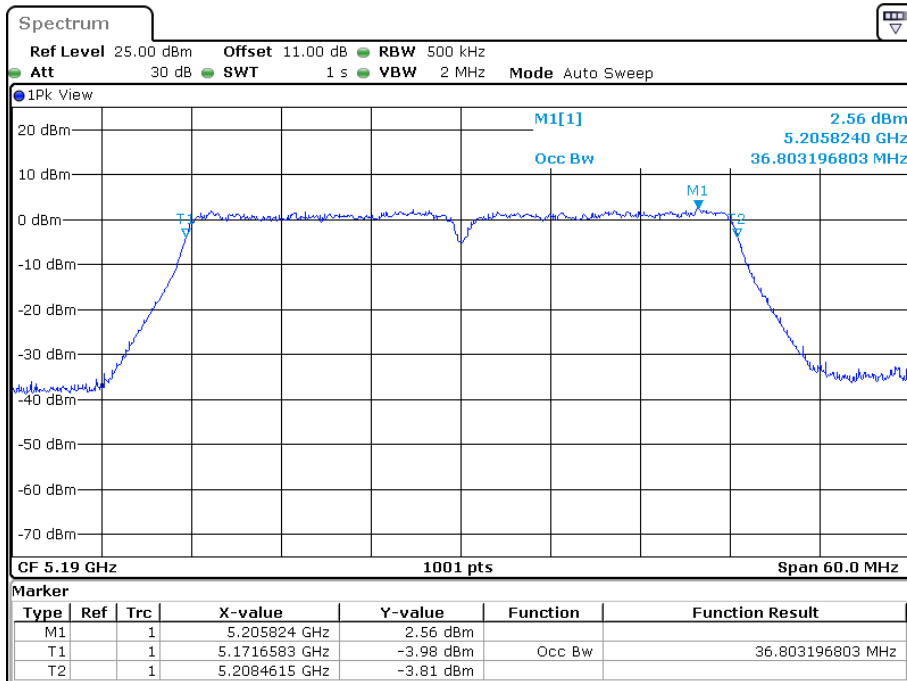
Date: 29.JUN.2022 00:07:50

802.11n20 mode, 5240 MHz



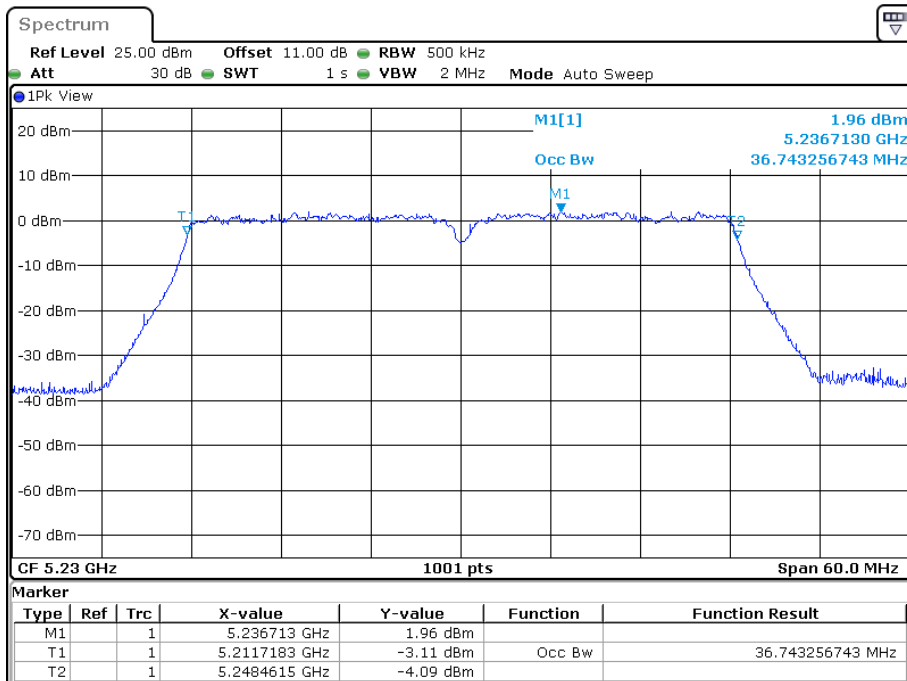
Date: 29.JUN.2022 00:10:21

802.11n40 mode, 5190 MHz



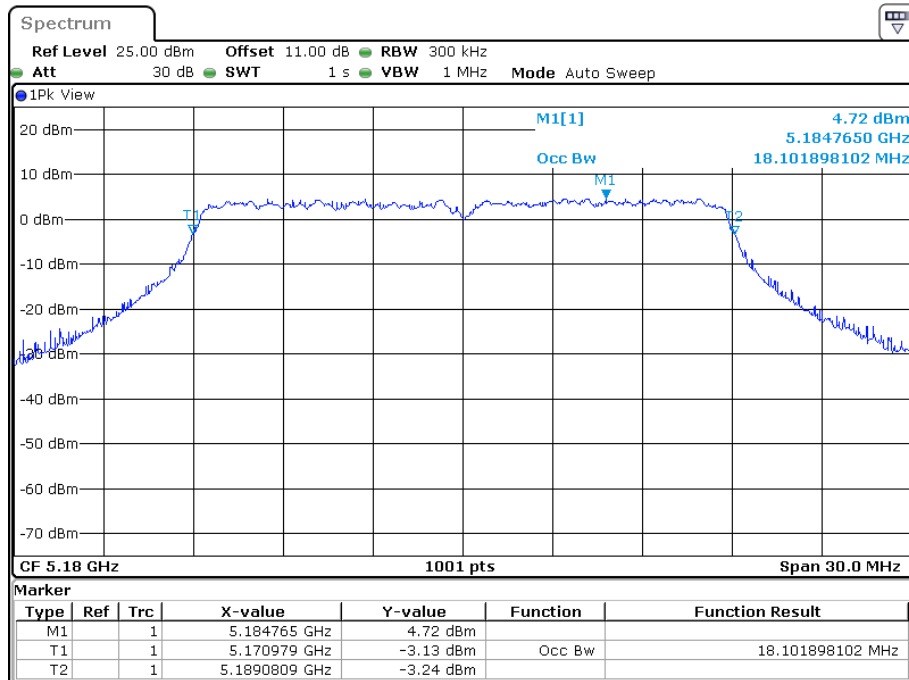
Date: 29.JUN.2022 00:29:17

802.11n40 mode, 5230 MHz



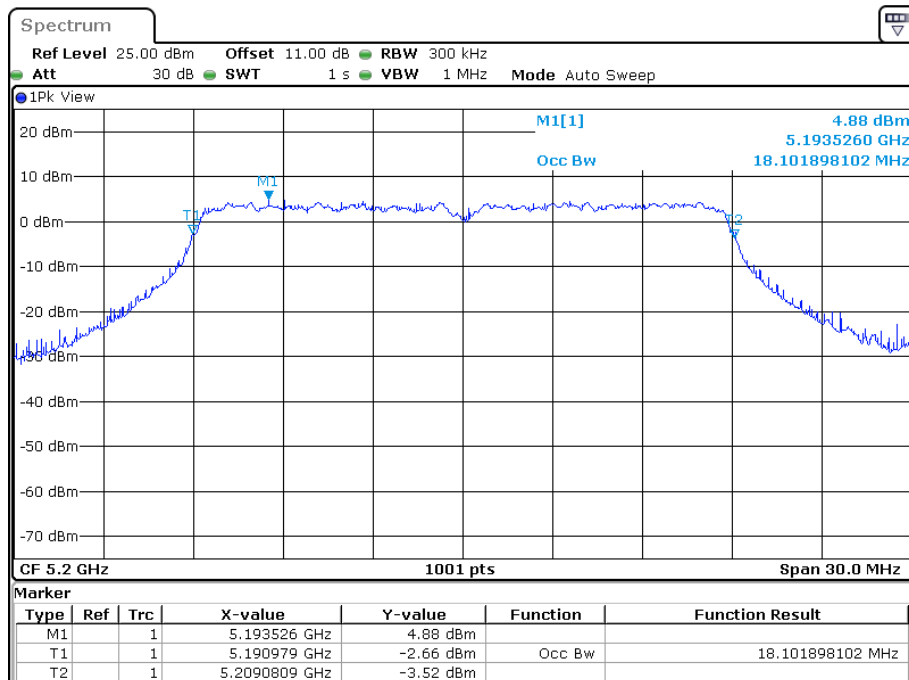
Date: 29.JUN.2022 00:31:45

### 802.11ac20 mode, 5180 MHz



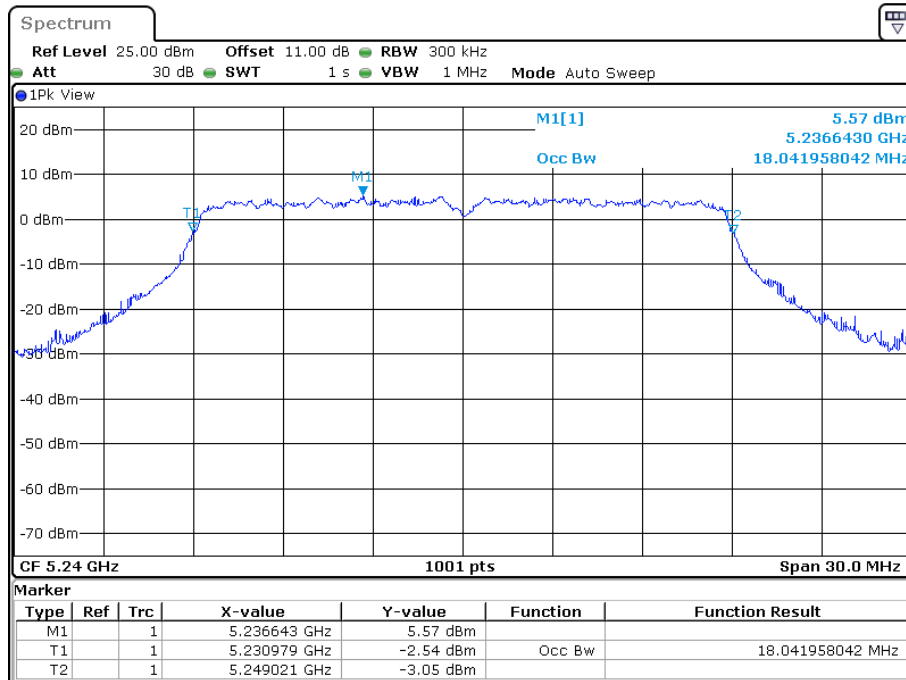
Date: 29 JUN 2022 19:41:48

### 802.11ac20 mode, 5200 MHz

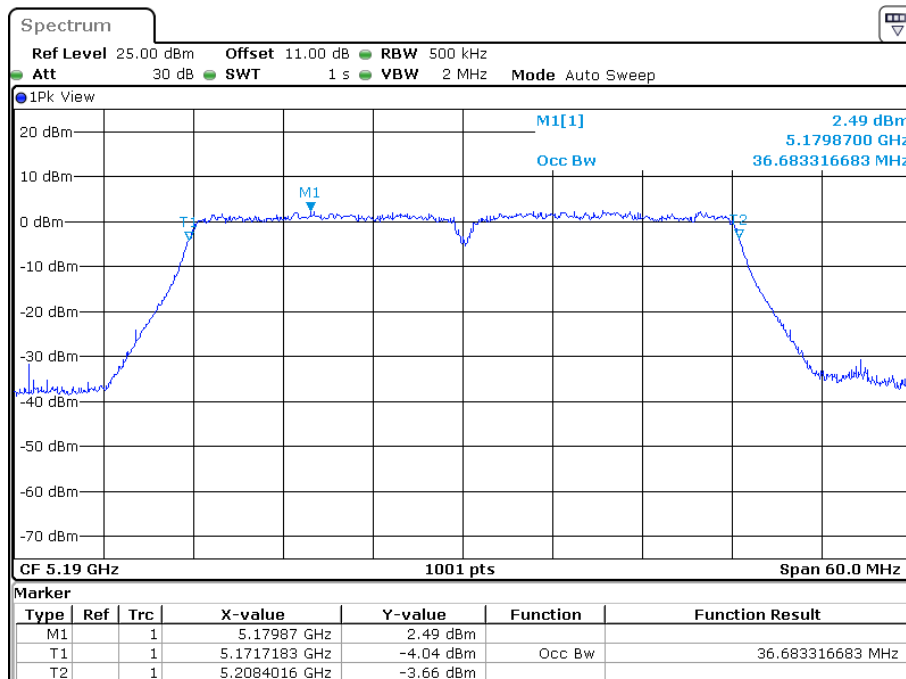


Date: 29 JUN 2022 19:44:14

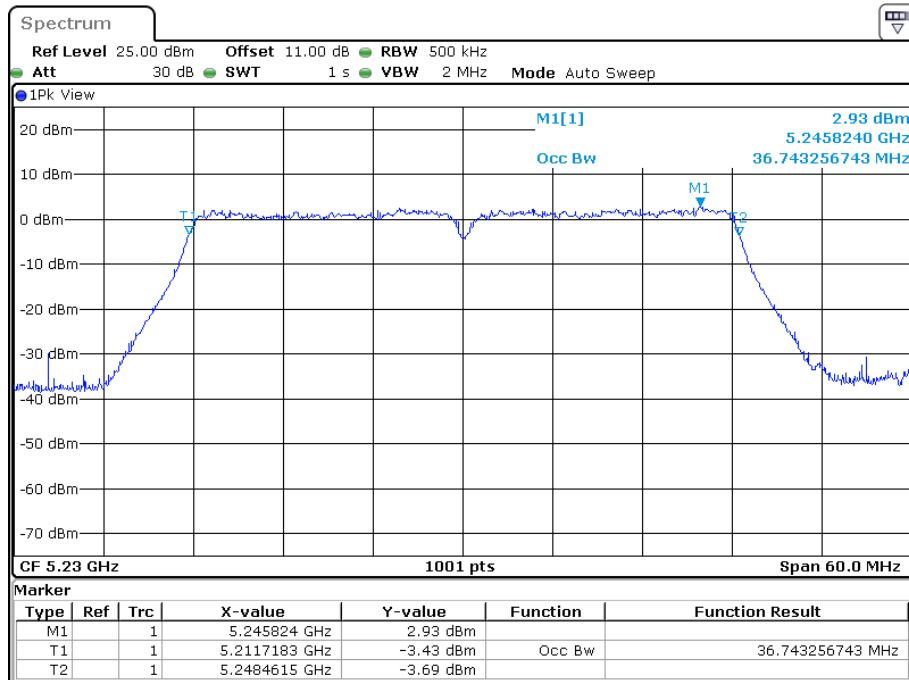
### 802.11ac20 mode, 5240 MHz



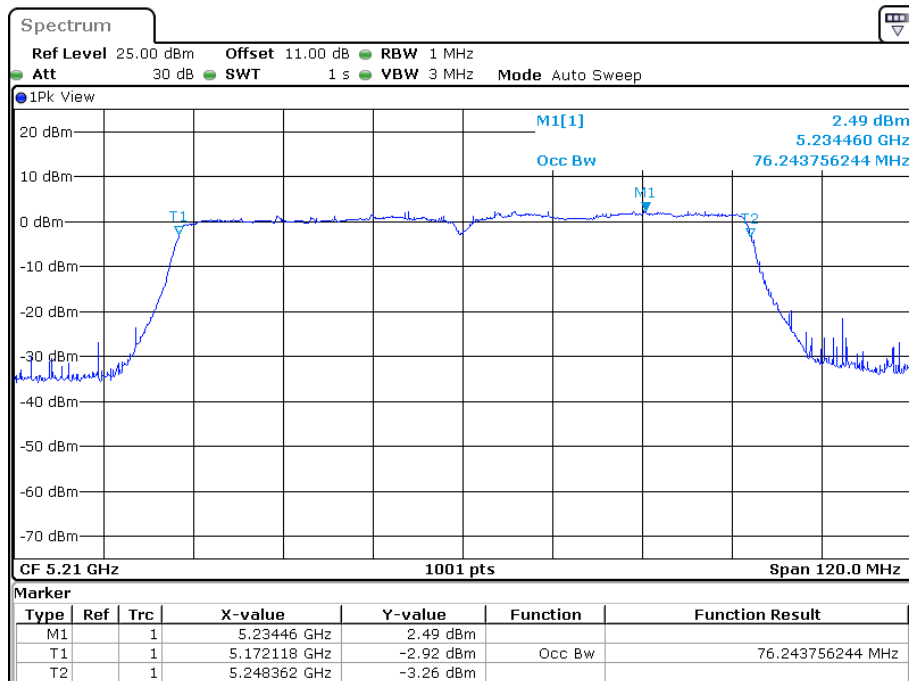
### 802.11ac40 mode, 5190 MHz



### 802.11ac40 mode, 5230 MHz



### 802.11ac80 mode, 5210 MHz

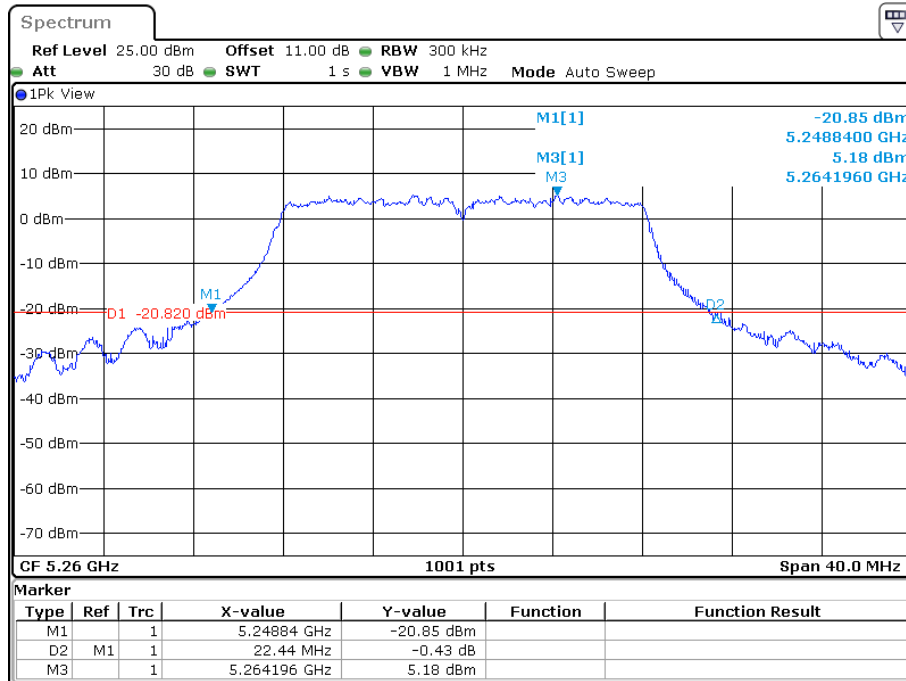


**5250 MHz - 5350 MHz:**

Frequency (MHz)	Antenna Port	26dB Bandwidth (MHz)	99% Bandwidth (MHz)
<b>802.11a</b>			
5260	Ant1	22.44	16.90
5280	Ant1	22.64	16.90
5320	Ant1	22.72	16.93
<b>802.11n20</b>			
5260	Ant1	23.68	18.10
5280	Ant1	24.40	18.07
5320	Ant1	23.76	17.98
<b>802.11n40</b>			
5270	Ant1	42.80	36.68
5310	Ant1	42.72	36.68
<b>802.11ac20</b>			
5260	Ant1	23.72	18.10
5280	Ant1	24.04	18.01
5320	Ant1	23.80	18.04
<b>802.11ac40</b>			
5270	Ant1	42.64	36.68
5310	Ant1	42.64	36.68
<b>802.11ac80</b>			
5290	Ant1	86.40	76.24

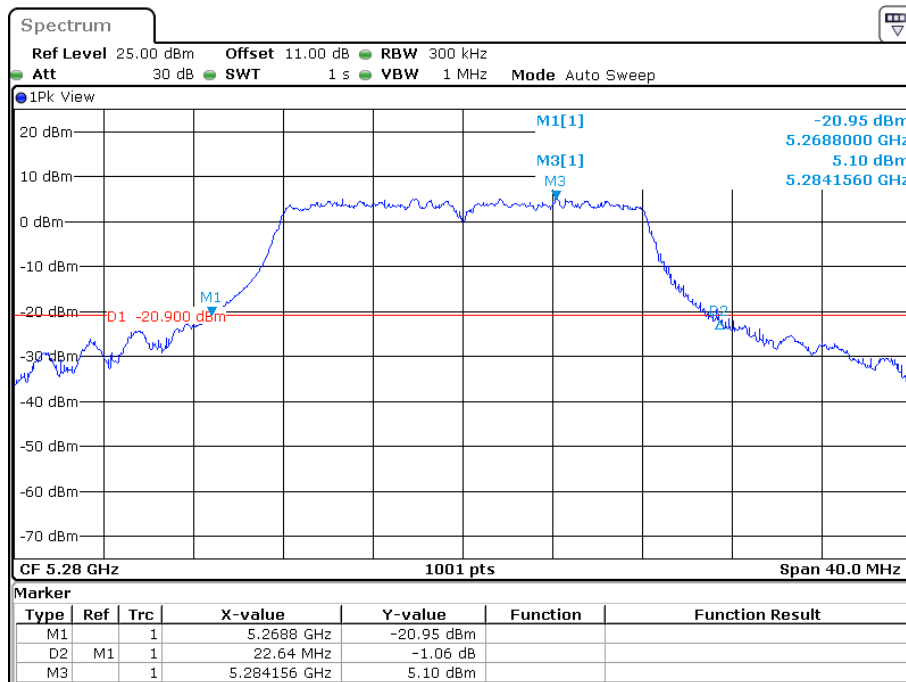
26 dB Emission Bandwidth

802.11a mode, 5260 MHz



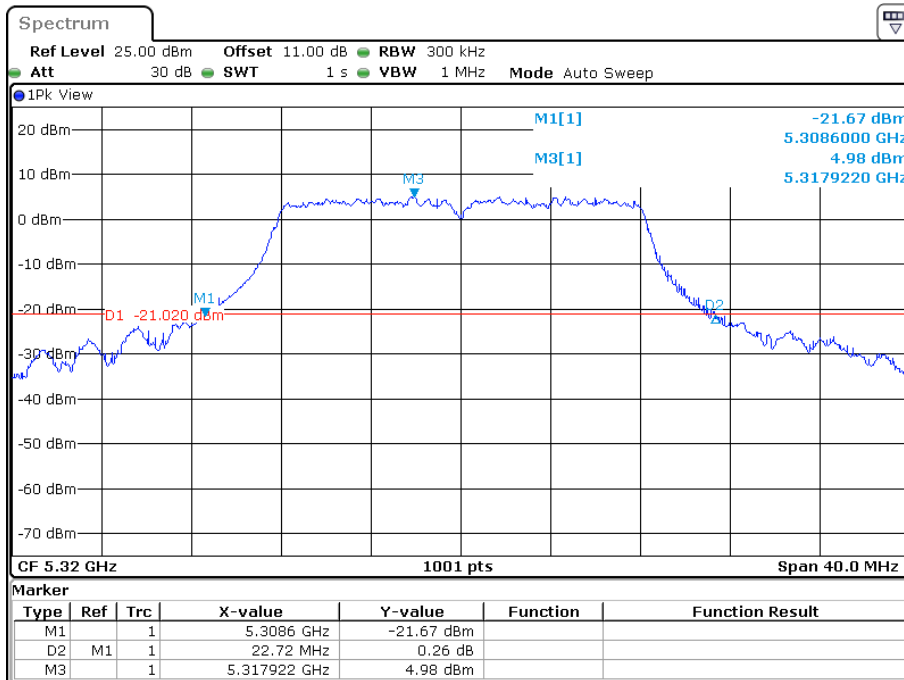
Date: 28.JUN.2022 21:05:58

802.11a mode, 5280MHz



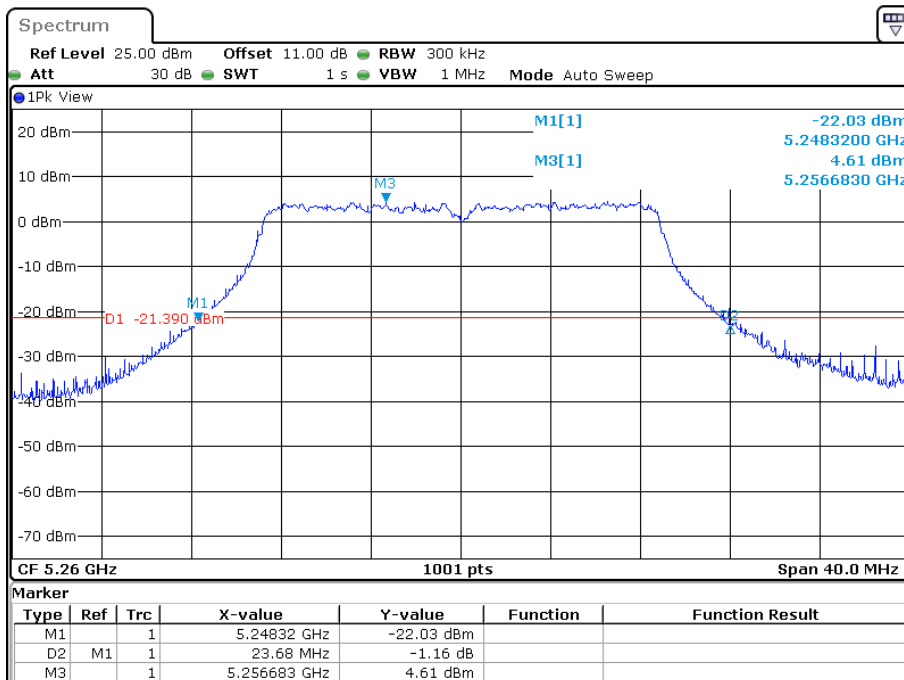
Date: 28.JUN.2022 21:26:54

### 802.11a mode, 5320MHz



Date: 28.JUN.2022 21:42:15

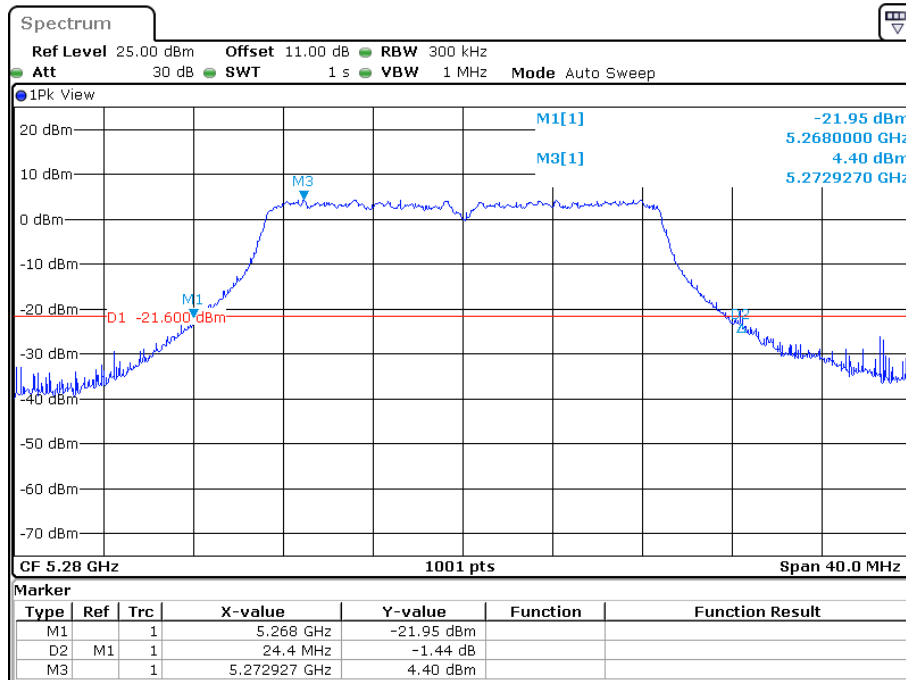
### 802.11n20 mode, 5260 MHz



Date: 29.JUN.2022 00:13:28

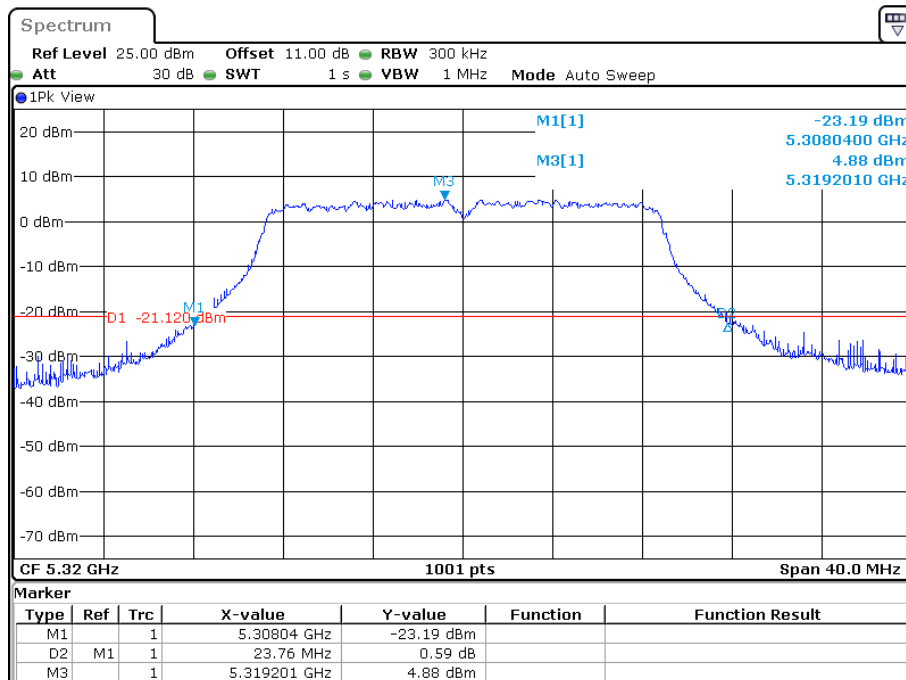


802.11n20 mode, 5280MHz



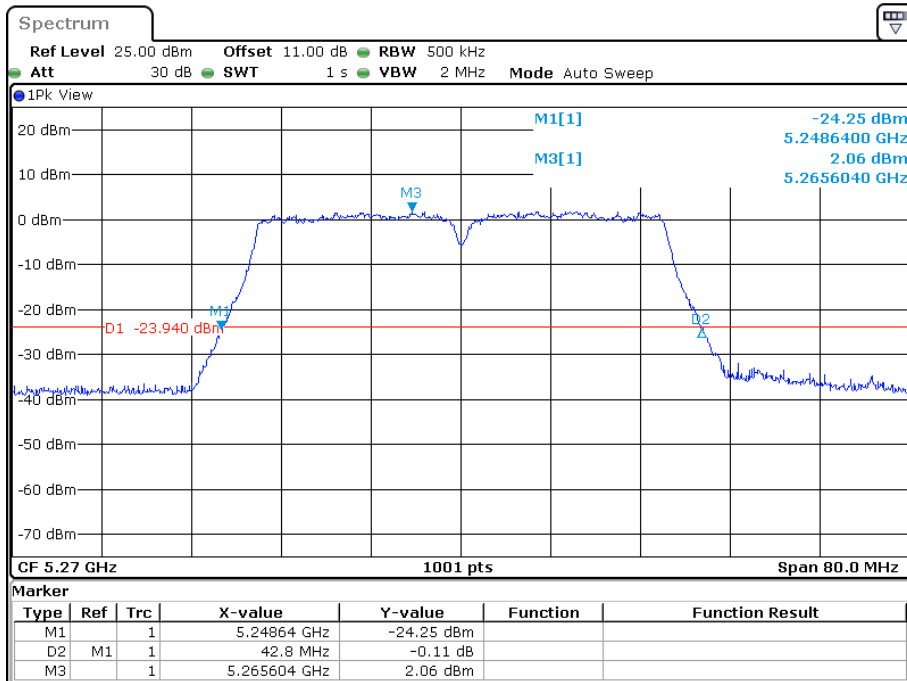
Date: 29.JUN.2022 00:15:55

802.11n20 mode, 5320 MHz



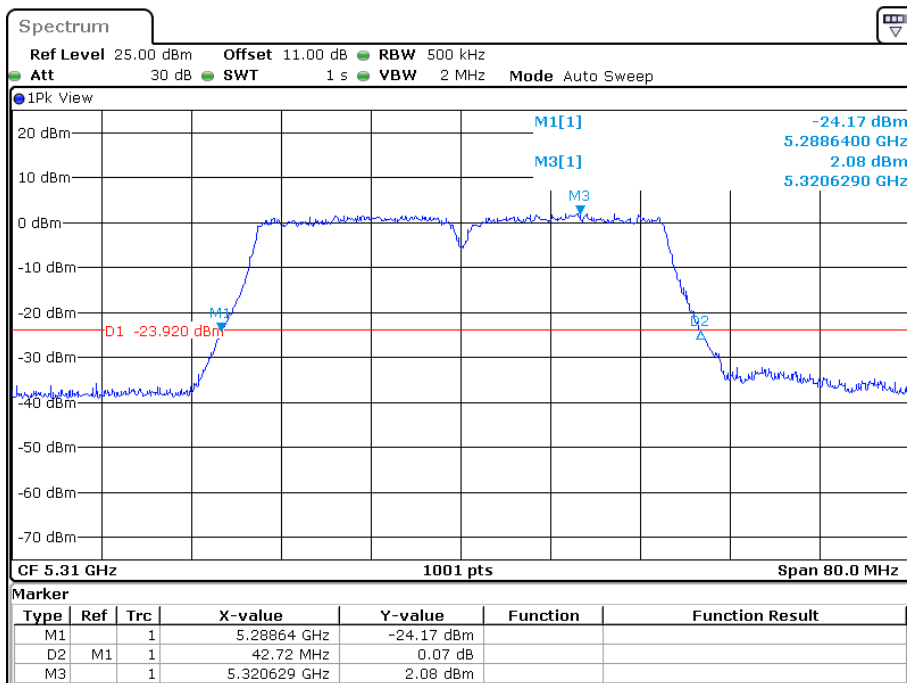
Date: 29.JUN.2022 00:18:26

802.11n40 mode, 5270 MHz



Date: 29.JUN.2022 00:34:58

802.11n40 mode, 5310 MHz



Date: 29.JUN.2022 00:37:36