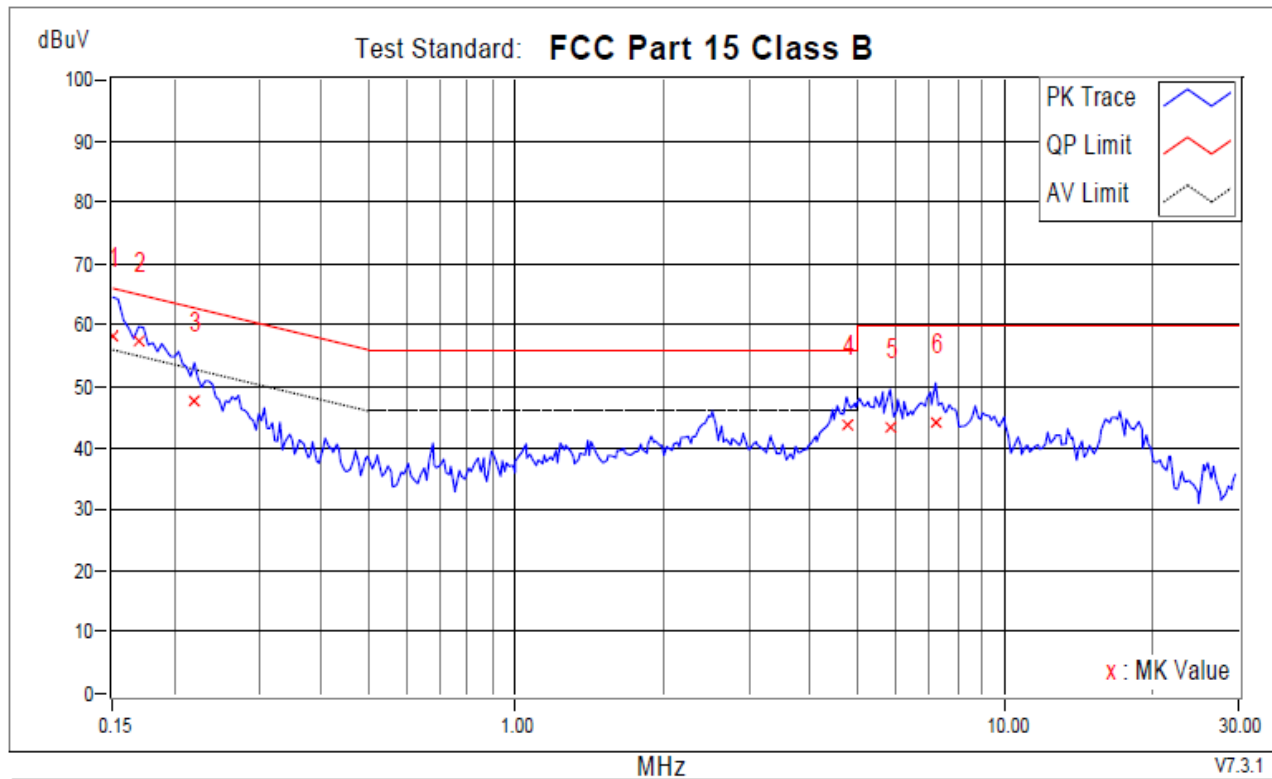




4.1.6 Test Results

Phase	Line (L)	Detector Function	Quasi-Peak (QP) / Average (AV)
Power supply	AC 120V, 60Hz		



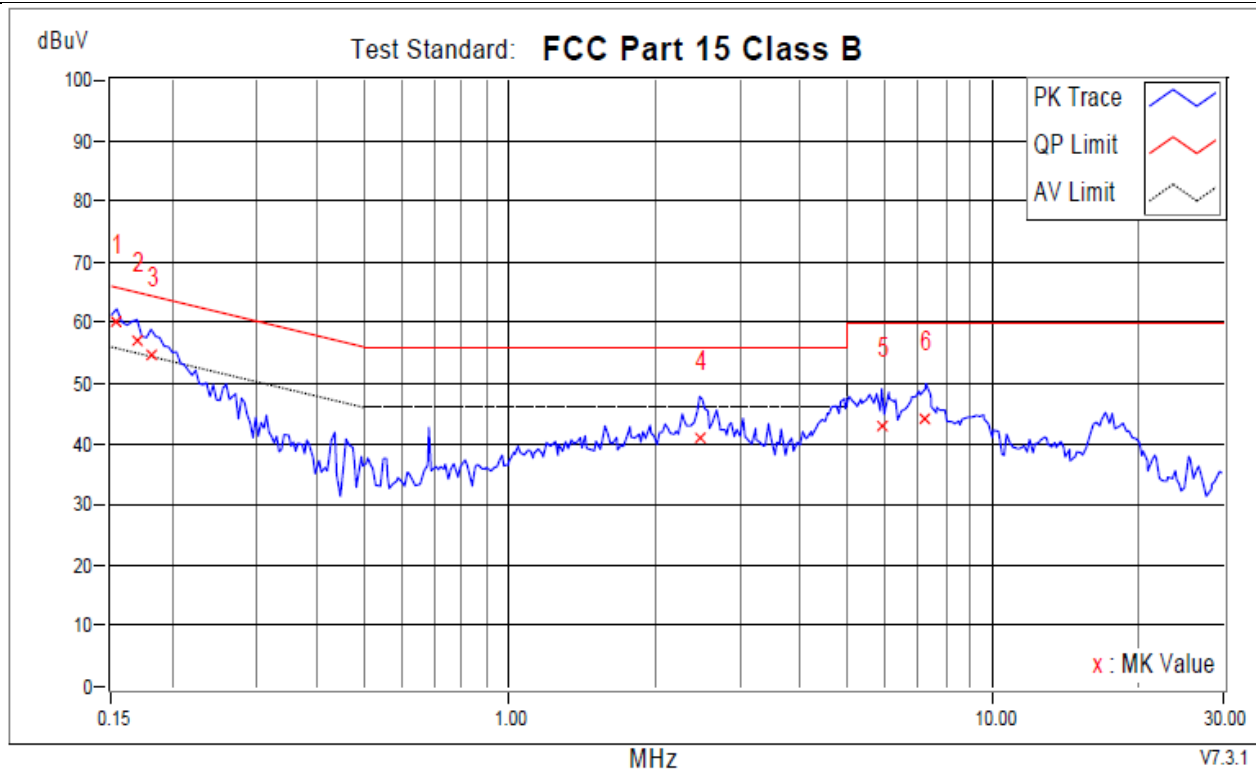
No.	Frequency	Corr. Factor	Reading dBuV		Emission dBuV		Limit dBuV		Margins dB		Notes
	MHz		QP	AV	QP	AV	QP	AV	QP	AV	
1	0.15000	9.87	48.21	28.08	58.08	37.95	66.00	56.00	-7.92	-18.05	
+2	0.16955	9.88	47.37	27.90	57.25	37.78	64.98	54.98	-7.73	-17.20	
3	0.22038	9.86	37.74	19.30	47.60	29.16	62.80	52.80	-15.21	-23.65	
4	4.75360	10.05	33.82	26.52	43.87	36.57	56.00	46.00	-12.13	-9.43	
5	5.83667	10.13	33.09	22.85	43.22	32.98	60.00	50.00	-16.78	-17.02	
6	7.22863	10.22	33.80	23.44	44.02	33.66	60.00	50.00	-15.98	-16.34	

REMARKS:

1. Q.P. and AV. are abbreviations of quasi-peak and average individually.
2. The emission levels of other frequencies were very low against the limit.
3. Margin value = Emission level - Limit value
4. Correction factor = Insertion loss + Cable loss
5. Emission Level = Correction Factor + Reading Value.



Phase	Neutral (N)	Detector Function	Quasi-Peak (QP) / Average (AV)
Power supply	AC 120V, 60Hz		

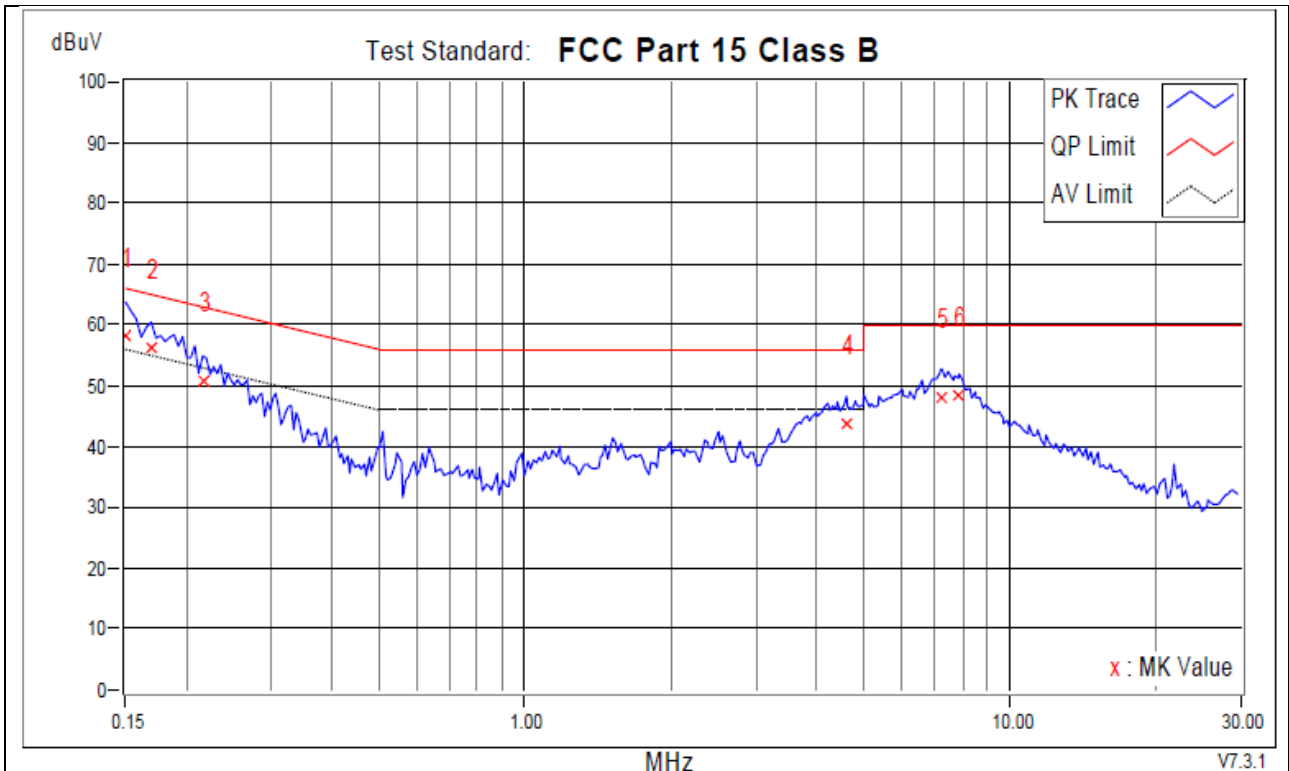


No.	Frequency MHz	Corr. Factor dB	Reading dBuV		Emission dBuV		Limit dBuV		Margins dB		Notes
			QP	AV	QP	AV	QP	AV	QP	AV	
+1	0.15391	9.88	50.13	29.86	60.01	39.74	65.79	55.79	-5.78	-16.05	
2	0.16955	9.86	47.19	28.24	57.05	38.10	64.98	54.98	-7.93	-16.88	
3	0.18128	9.85	44.66	25.08	54.51	34.93	64.43	54.43	-9.92	-19.50	
4	2.47798	10.00	31.19	23.83	41.19	33.83	56.00	46.00	-14.81	-12.17	
5	5.90705	9.94	33.06	22.88	43.00	32.82	60.00	50.00	-17.00	-17.18	
6	7.26773	10.21	33.80	23.33	44.01	33.54	60.00	50.00	-15.99	-16.46	

REMARKS:

1. Q.P. and AV. are abbreviations of quasi-peak and average individually.
2. The emission levels of other frequencies were very low against the limit.
3. Margin value = Emission level - Limit value
4. Correction factor = Insertion loss + Cable loss
5. Emission Level = Correction Factor + Reading Value.

Phase	Line (L)	Detector Function	Quasi-Peak (QP) / Average (AV)
Power supply	AC 240V, 50Hz		

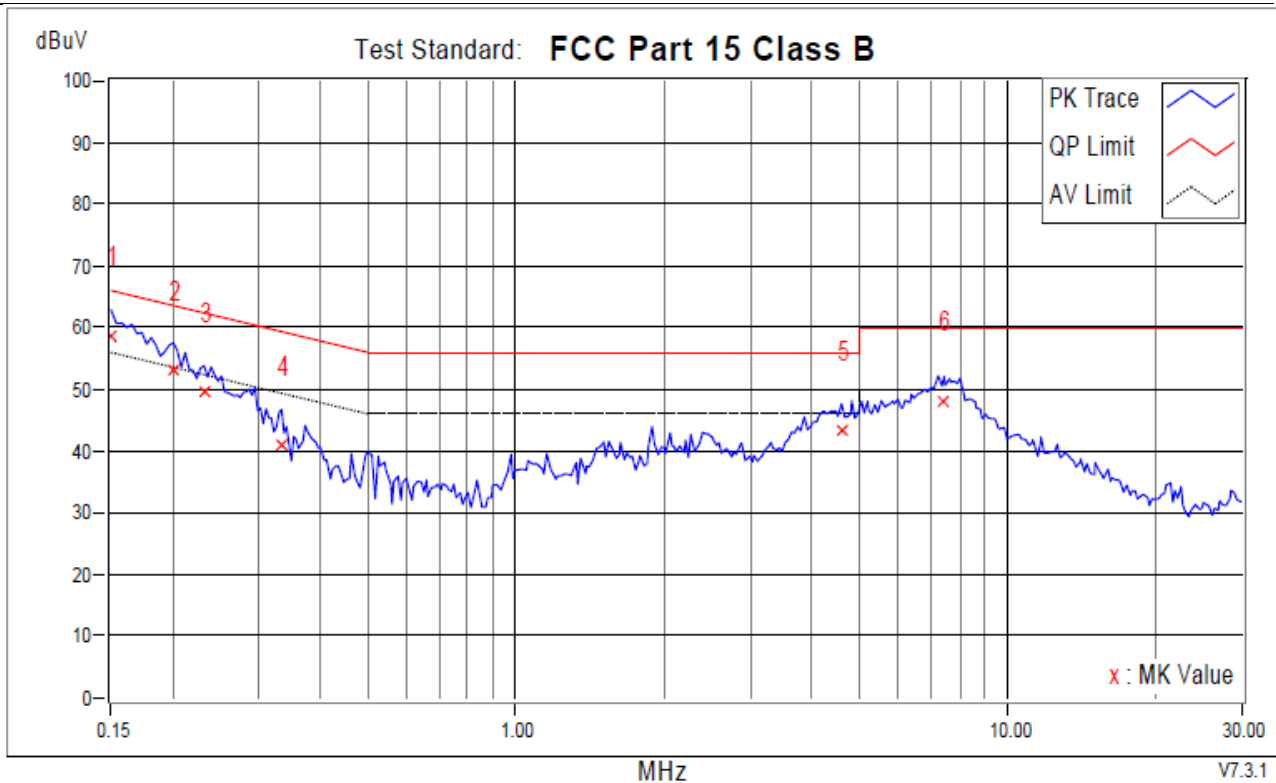


No.	Frequency MHz	Corr. Factor dB	Reading dBuV		Emission dBuV		Limit dBuV		Margins dB		Notes
			QP	AV	QP	AV	QP	AV	QP	AV	
+1	0.15000	9.87	48.33	26.23	58.20	36.10	66.00	56.00	-7.80	-19.90	
2	0.16955	9.88	46.25	25.26	56.13	35.14	64.98	54.98	-8.85	-19.84	
3	0.21647	9.86	40.75	24.12	50.61	33.98	62.95	52.95	-12.34	-18.97	
4	4.61675	10.03	33.87	23.49	43.90	33.52	56.00	46.00	-12.10	-12.48	
5	7.22863	10.22	37.91	29.38	48.13	39.60	60.00	50.00	-11.87	-10.40	
6	7.88160	10.26	38.32	29.64	48.58	39.90	60.00	50.00	-11.42	-10.10	

REMARKS:

1. Q.P. and AV. are abbreviations of quasi-peak and average individually.
2. The emission levels of other frequencies were very low against the limit.
3. Margin value = Emission level - Limit value
4. Correction factor = Insertion loss + Cable loss
5. Emission Level = Correction Factor + Reading Value.

Phase	Neutral (N)	Detector Function	Quasi-Peak (QP) / Average (AV)
Power supply	AC 240V, 50Hz		



No.	Frequency	Corr. Factor	Reading dBuV		Emission dBuV		Limit dBuV		Margins dB		Notes
	MHz		QP	AV	QP	AV	QP	AV	QP	AV	
+1	0.15000	9.88	48.75	28.50	58.63	38.38	66.00	56.00	-7.37	-17.62	
2	0.20083	9.83	43.27	24.95	53.10	34.78	63.58	53.58	-10.48	-18.80	
3	0.23211	9.85	39.71	23.27	49.56	33.12	62.37	52.37	-12.81	-19.25	
4	0.33377	9.90	31.30	18.63	41.20	28.53	59.36	49.36	-18.16	-20.83	
5	4.60502	9.79	33.57	23.26	43.36	33.05	56.00	46.00	-12.64	-12.95	
6	7.43977	10.22	37.64	28.56	47.86	38.78	60.00	50.00	-12.14	-11.22	

REMARKS:

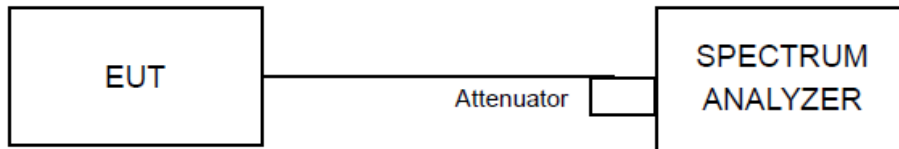
1. Q.P. and AV. are abbreviations of quasi-peak and average individually.
2. The emission levels of other frequencies were very low against the limit.
3. Margin value = Emission level - Limit value
4. Correction factor = Insertion loss + Cable loss
5. Emission Level = Correction Factor + Reading Value.

4.2 26dB Emission Bandwidth

4.2.1 Limit

No limit requirement.

4.2.2 Test Setup



4.2.3 Test Procedures

1. Set RBW = approximately 1% of the emission bandwidth.
2. Set the VBW > RBW.
3. Detector = Peak.
4. Trace mode = max hold.
5. Measure the maximum width of the emission that is 26 dB down from the peak of the emission. Compare this with the RBW setting of the analyzer. Readjust RBW and repeat measurement as needed until the RBW/EBW ratio is approximately 1%.

4.2.4 Deviation of Test Standard

No deviation.



4.2.5 Test Results

The test result refer to the report FVC-ESH-P20112379B-14.

Test Mode	Antenna	Channel [MHz]	26db EBW [MHz]	FL[MHz]	FH[MHz]	Limit[MHz]	Verdict
11A	Ant1	5180	21.360	5169.080	5190.440	---	PASS
	Ant2	5180	21.120	5169.160	5190.280	---	PASS
	Ant1	5220	21.080	5209.320	5230.400	---	PASS
	Ant2	5220	21.160	5209.280	5230.440	---	PASS
	Ant1	5240	21.280	5229.200	5250.480	---	PASS
	Ant2	5240	21.200	5229.240	5250.440	---	PASS
	Ant1	5260	20.800	5249.480	5270.280	---	PASS
	Ant2	5260	21.200	5249.400	5270.600	---	PASS
	Ant1	5280	21.160	5269.280	5290.440	---	PASS
	Ant2	5280	21.560	5269.040	5290.600	---	PASS
	Ant1	5320	21.280	5309.120	5330.400	---	PASS
	Ant2	5320	21.320	5308.960	5330.280	---	PASS
	Ant1	5500	21.200	5489.160	5510.360	---	PASS
	Ant2	5500	21.080	5489.200	5510.280	---	PASS
	Ant1	5600	21.600	5589.000	5610.600	---	PASS
	Ant2	5600	21.080	5589.160	5610.240	---	PASS
	Ant1	5700	21.440	5689.200	5710.640	---	PASS
	Ant2	5700	21.280	5689.080	5710.360	---	PASS
	Ant1	5745	21.160	5734.160	5755.320	---	PASS
	Ant2	5745	21.320	5734.160	5755.480	---	PASS
Ant1	5785	21.480	5774.040	5795.520	---	PASS	
Ant2	5785	21.280	5774.000	5795.280	---	PASS	
Ant1	5825	21.640	5814.000	5835.640	---	PASS	
Ant2	5825	21.320	5814.080	5835.400	---	PASS	
11N20MIMO	Ant1	5180	21.920	5169.040	5190.960	---	PASS
	Ant2	5180	22.240	5168.840	5191.080	---	PASS
	Ant1	5220	22.120	5208.960	5231.080	---	PASS
	Ant2	5220	22.240	5208.840	5231.080	---	PASS
	Ant1	5240	22.440	5228.720	5251.160	---	PASS
	Ant2	5240	22.520	5228.560	5251.080	---	PASS
	Ant1	5260	22.000	5249.040	5271.040	---	PASS
	Ant2	5260	22.040	5248.880	5270.920	---	PASS
	Ant1	5280	22.440	5268.960	5291.400	---	PASS
	Ant2	5280	22.320	5268.760	5291.080	---	PASS
	Ant1	5320	22.240	5308.800	5331.040	---	PASS



	Ant2	5320	22.400	5308.600	5331.000	---	PASS
	Ant1	5500	21.840	5489.080	5510.920	---	PASS
	Ant2	5500	22.400	5488.720	5511.120	---	PASS
	Ant1	5600	22.400	5588.760	5611.160	---	PASS
	Ant2	5600	22.480	5588.520	5611.000	---	PASS
	Ant1	5700	22.240	5688.800	5711.040	---	PASS
	Ant2	5700	22.200	5688.760	5710.960	---	PASS
	Ant1	5745	22.200	5733.840	5756.040	---	PASS
	Ant2	5745	22.640	5733.440	5756.080	---	PASS
	Ant1	5785	22.160	5773.880	5796.040	---	PASS
	Ant2	5785	22.520	5773.520	5796.040	---	PASS
	Ant1	5825	22.520	5813.760	5836.280	---	PASS
	Ant2	5825	22.640	5813.640	5836.280	---	PASS
	11N40MIMO	Ant1	5190	42.400	5169.120	5211.520	---
Ant2		5190	41.760	5169.360	5211.120	---	PASS
Ant1		5230	42.240	5209.040	5251.280	---	PASS
Ant2		5230	42.080	5209.200	5251.280	---	PASS
Ant1		5270	42.160	5249.120	5291.280	---	PASS
Ant2		5270	41.840	5249.520	5291.360	---	PASS
Ant1		5310	42.320	5288.880	5331.200	---	PASS
Ant2		5310	41.840	5289.360	5331.200	---	PASS
Ant1		5510	42.320	5489.120	5531.440	---	PASS
Ant2		5510	41.840	5489.280	5531.120	---	PASS
Ant1		5590	42.160	5569.120	5611.280	---	PASS
Ant2		5590	41.840	5569.360	5611.200	---	PASS
Ant1		5670	42.240	5649.120	5691.360	---	PASS
Ant2		5670	42.160	5649.120	5691.280	---	PASS
Ant1		5755	42.480	5733.960	5776.440	---	PASS
Ant2		5755	41.920	5734.360	5776.280	---	PASS
Ant1		5795	42.320	5774.040	5816.360	---	PASS
Ant2		5795	41.840	5774.360	5816.200	---	PASS
11AC20MIMO	Ant1	5180	22.280	5168.760	5191.040	---	PASS
	Ant2	5180	22.560	5168.480	5191.040	---	PASS
	Ant1	5220	22.600	5208.720	5231.320	---	PASS
	Ant2	5220	22.400	5208.680	5231.080	---	PASS
	Ant1	5240	22.120	5228.960	5251.080	---	PASS
	Ant2	5240	22.480	5228.640	5251.120	---	PASS
	Ant1	5260	22.080	5248.880	5270.960	---	PASS
	Ant2	5260	22.120	5248.800	5270.920	---	PASS



	Ant1	5280	20.800	5269.640	5290.440	---	PASS
	Ant2	5280	22.040	5268.920	5290.960	---	PASS
	Ant1	5320	22.160	5308.840	5331.000	---	PASS
	Ant2	5320	22.280	5308.760	5331.040	---	PASS
	Ant1	5500	21.880	5488.960	5510.840	---	PASS
	Ant2	5500	22.440	5488.560	5511.000	---	PASS
	Ant1	5600	22.160	5588.880	5611.040	---	PASS
	Ant2	5600	23.080	5588.560	5611.640	---	PASS
	Ant1	5700	22.480	5688.760	5711.240	---	PASS
	Ant2	5700	22.560	5688.400	5710.960	---	PASS
	Ant1	5745	22.440	5733.960	5756.400	---	PASS
	Ant2	5745	22.520	5733.560	5756.080	---	PASS
	Ant1	5785	22.120	5773.880	5796.000	---	PASS
	Ant2	5785	22.480	5773.520	5796.000	---	PASS
	Ant1	5825	22.680	5813.680	5836.360	---	PASS
	Ant2	5825	22.840	5813.280	5836.120	---	PASS
11AC40MIMO	Ant1	5190	42.160	5169.120	5211.280	---	PASS
	Ant2	5190	41.920	5169.120	5211.040	---	PASS
	Ant1	5230	42.240	5209.200	5251.440	---	PASS
	Ant2	5230	41.760	5209.600	5251.360	---	PASS
	Ant1	5270	42.000	5249.200	5291.200	---	PASS
	Ant2	5270	41.680	5249.680	5291.360	---	PASS
	Ant1	5310	42.000	5289.040	5331.040	---	PASS
	Ant2	5310	41.680	5289.440	5331.120	---	PASS
	Ant1	5510	42.240	5488.960	5531.200	---	PASS
	Ant2	5510	41.840	5489.440	5531.280	---	PASS
	Ant1	5590	42.000	5569.120	5611.120	---	PASS
	Ant2	5590	42.000	5569.200	5611.200	---	PASS
	Ant1	5670	42.400	5648.880	5691.280	---	PASS
	Ant2	5670	42.080	5649.120	5691.200	---	PASS
	Ant1	5755	42.400	5734.120	5776.520	---	PASS
	Ant2	5755	41.680	5734.360	5776.040	---	PASS
Ant1	5795	42.320	5774.200	5816.520	---	PASS	
Ant2	5795	41.760	5774.360	5816.120	---	PASS	
11AC80MIMO	Ant1	5210	85.600	5168.080	5253.680	---	PASS
	Ant2	5210	85.120	5168.240	5253.360	---	PASS
	Ant1	5290	85.280	5248.240	5333.520	---	PASS
	Ant2	5290	84.320	5248.880	5333.200	---	PASS
	Ant1	5530	85.280	5487.920	5573.200	---	PASS

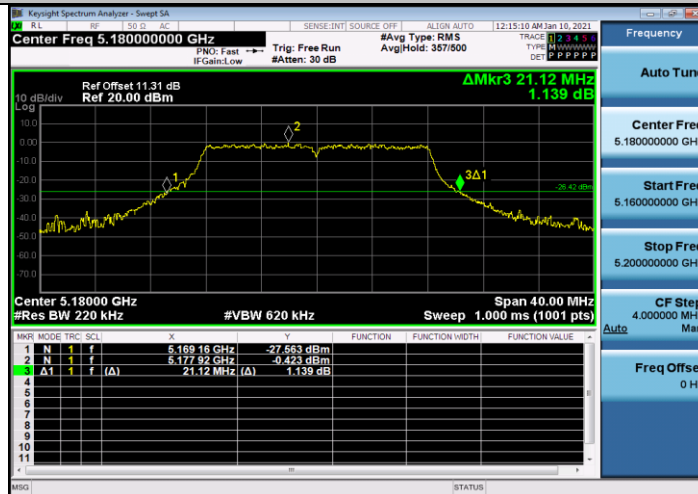


	Ant2	5530	83.840	5489.040	5572.880	---	PASS
	Ant1	5610	84.960	5568.080	5653.040	---	PASS
	Ant2	5610	84.320	5568.560	5652.880	---	PASS
	Ant1	5775	85.600	5732.760	5818.360	---	PASS
	Ant2	5775	84.640	5733.080	5817.720	---	PASS

11A_Ant1_5180



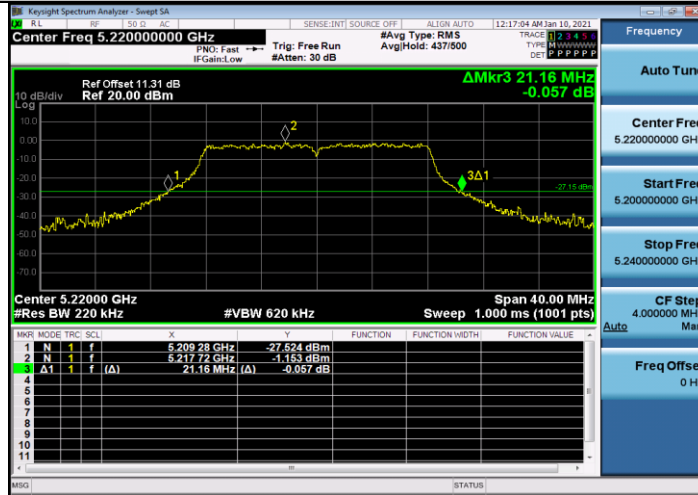
11A_Ant2_5180



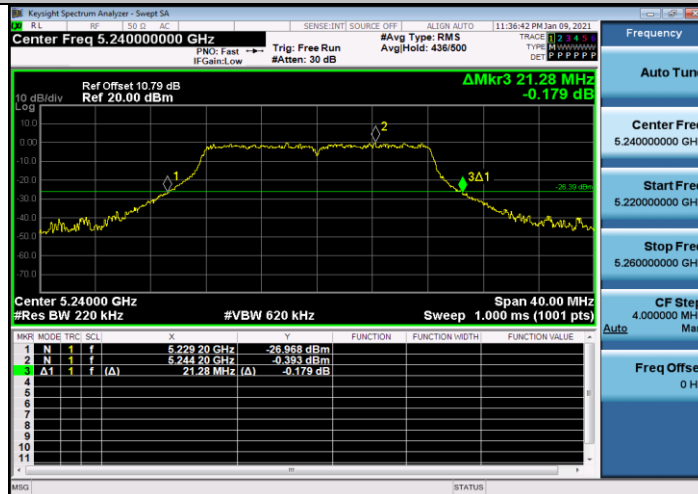
11A_Ant1_5220



11A_Ant2_5220



11A_Ant1_5240



11A_Ant2_5240



11A_Ant1_5260



11A_Ant2_5260



11A_Ant1_5280



11A_Ant2_5280



11A_Ant1_5320



11A_Ant2_5320



11A_Ant1_5500



11A_Ant2_5500

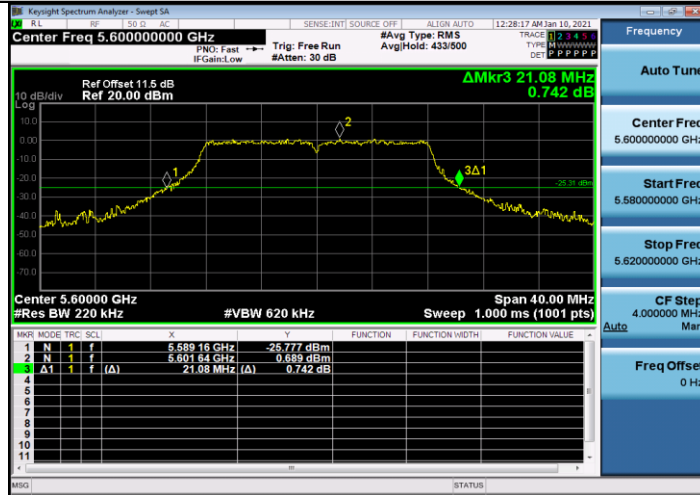


11A_Ant1_5600





11A_Ant2_5600



11A_Ant1_5700



11A_Ant2_5700

