

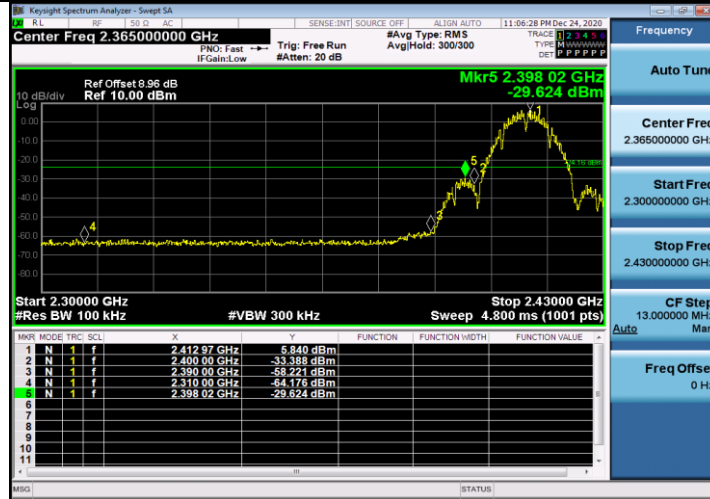


4.5.5 Test Results

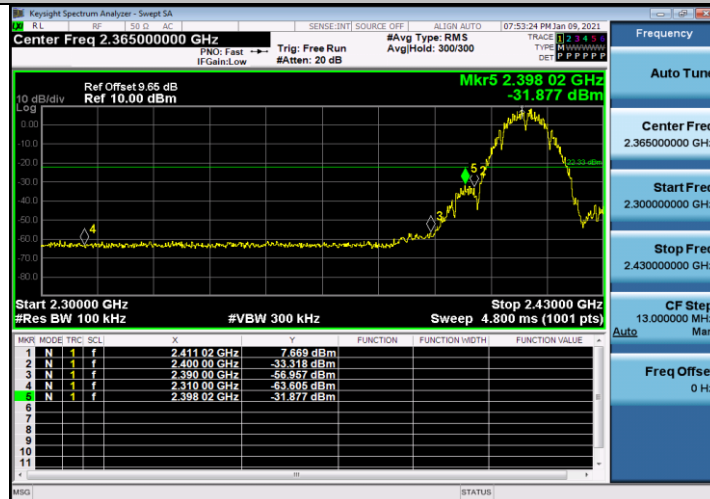
The test result refer to the report FVC-ESH-P20112379B-13.

Test Mode	Antenna	ChName	Channel [MHz]	RefLevel [dBm]	Max. Spurious Level [dBm]	Limit [dBm]	Verdict
11B	Ant1	Low	2412	5.84	-29.62	<=-24.16	PASS
	Ant2	Low	2412	7.67	-31.88	<=-22.33	PASS
	Ant1	High	2462	6.29	-57.52	<=-23.71	PASS
	Ant2	High	2462	7.93	-51.15	<=-22.07	PASS
11G	Ant1	Low	2412	-0.98	-33.12	<=-30.98	PASS
	Ant2	Low	2412	-0.44	-32	<=-30.44	PASS
	Ant1	High	2462	-0.60	-49.63	<=-30.6	PASS
	Ant2	High	2462	-0.05	-49.74	<=-30.05	PASS
11N20MIMO	Ant1	Low	2412	-1.59	-32.14	<=-31.59	PASS
	Ant2	Low	2412	-1.58	-33.99	<=-31.58	PASS
	Ant1	High	2462	-1.11	-51.84	<=-31.11	PASS
	Ant2	High	2462	-0.36	-52	<=-30.36	PASS
11N40MIMO	Ant1	Low	2422	-3.60	-38.46	<=-33.6	PASS
	Ant2	Low	2422	-4.01	-41.61	<=-34.01	PASS
	Ant1	High	2452	-4.36	-46.93	<=-34.36	PASS
	Ant2	High	2452	-3.83	-50.76	<=-33.83	PASS

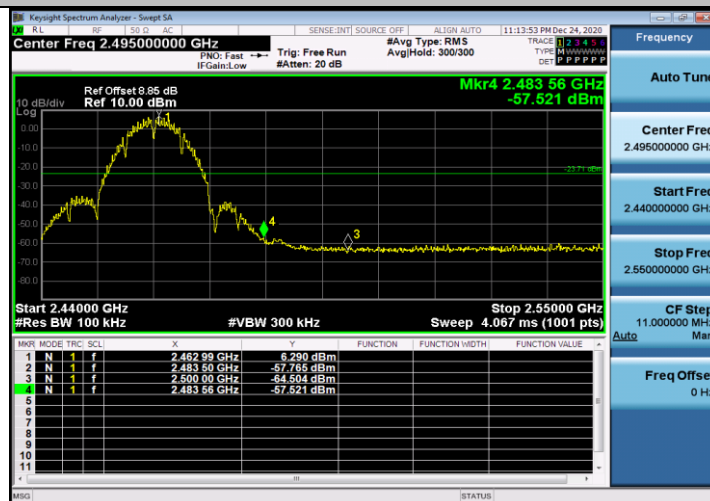
11B_Ant1_Low_2412



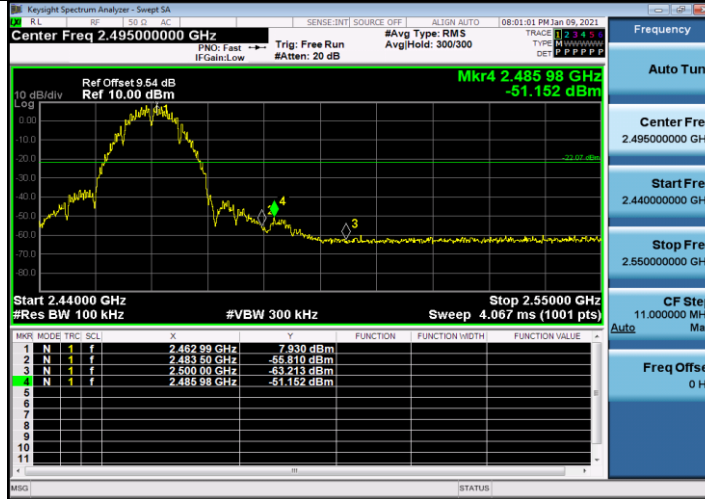
11B_Ant2_Low_2412



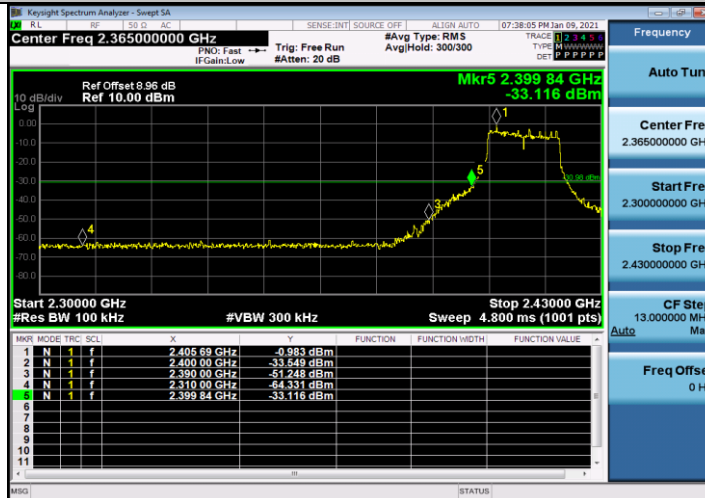
11B_Ant1_High_2462



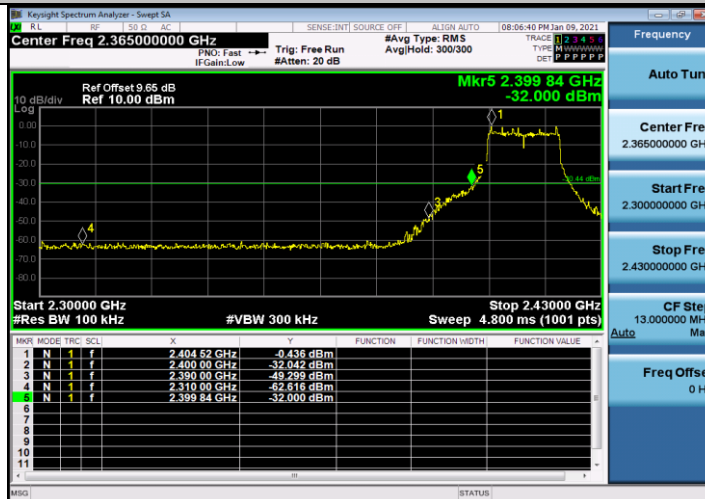
11B_Ant2_High_2462



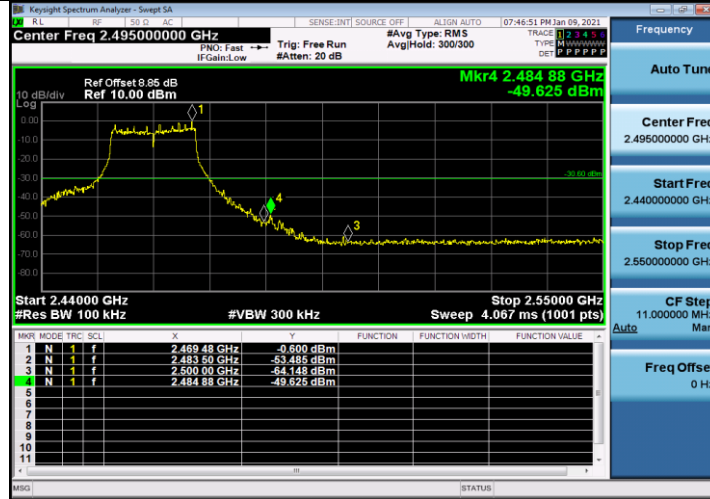
11G_Ant1_Low_2412



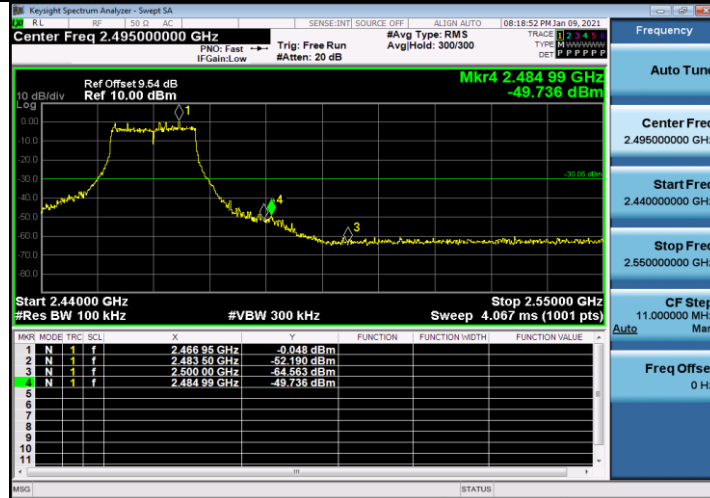
11G_Ant2_Low_2412



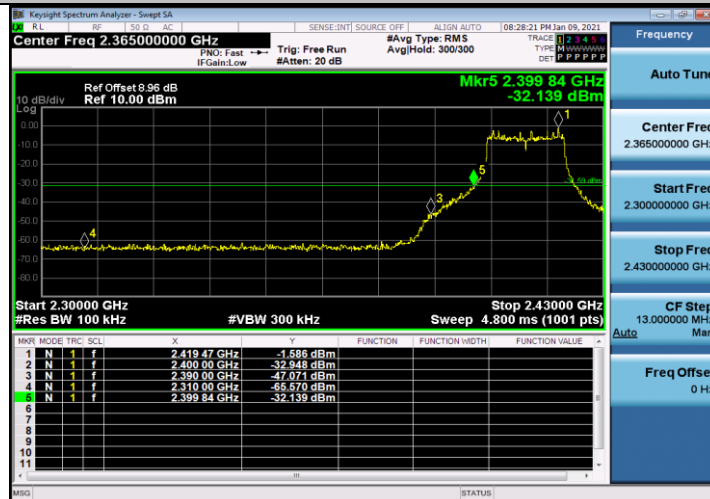
11G_Ant1_High_2462



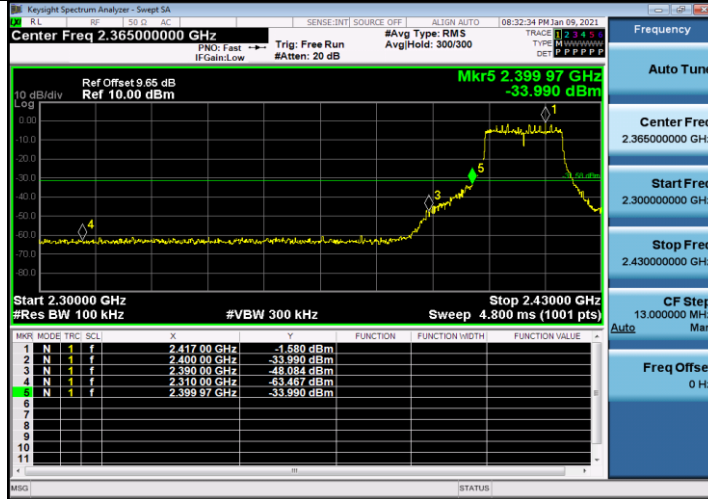
11G_Ant2_High_2462



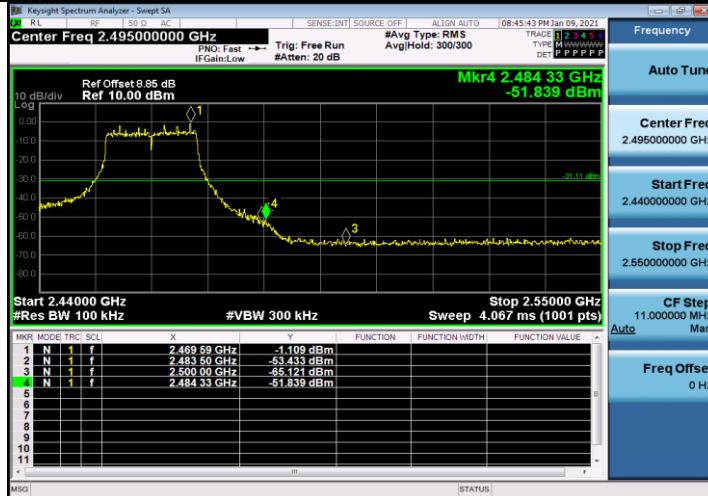
11N20MIMO_Ant1_Low_2412



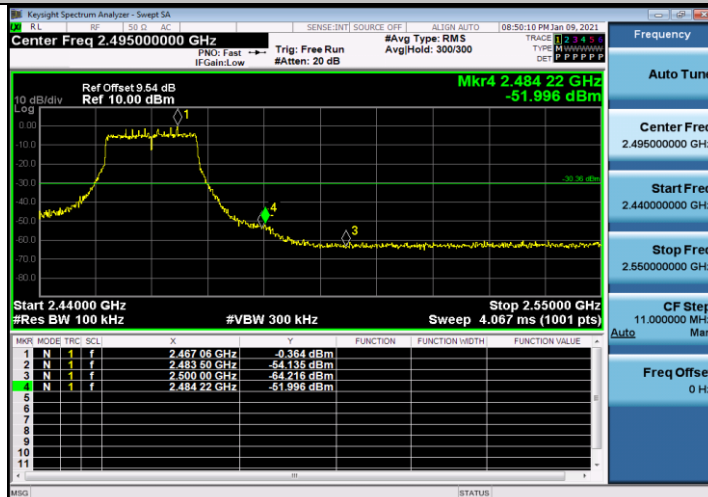
11N20MIMO_Ant2_Low_2412



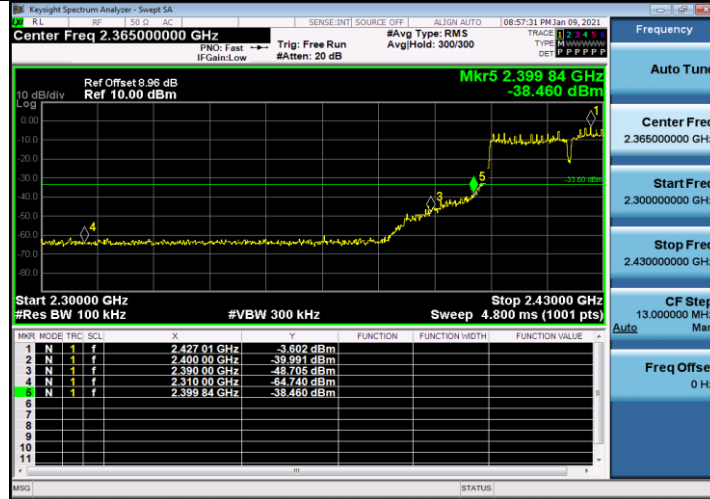
11N20MIMO_Ant1_High_2462



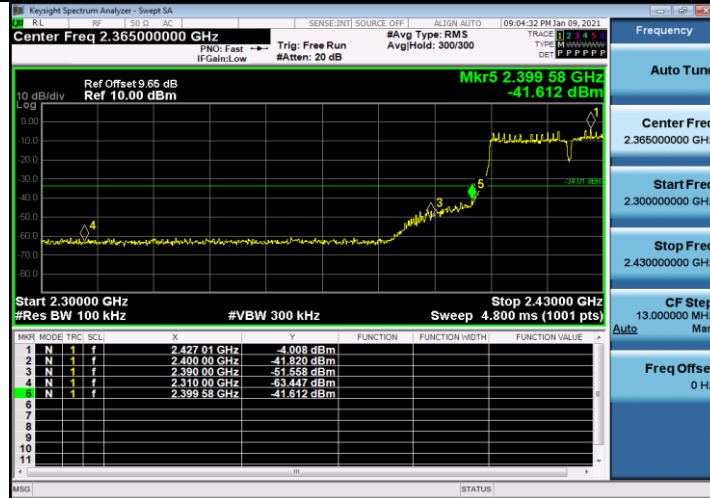
11N20MIMO_Ant2_High_2462



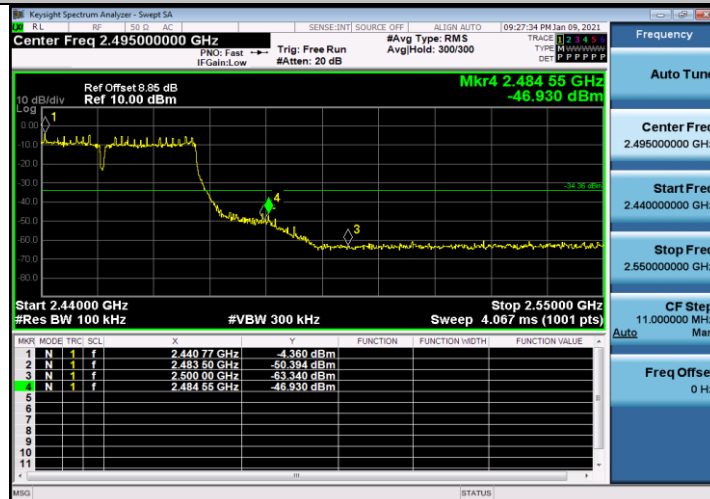
11N40MIMO_Ant1_Low_2422



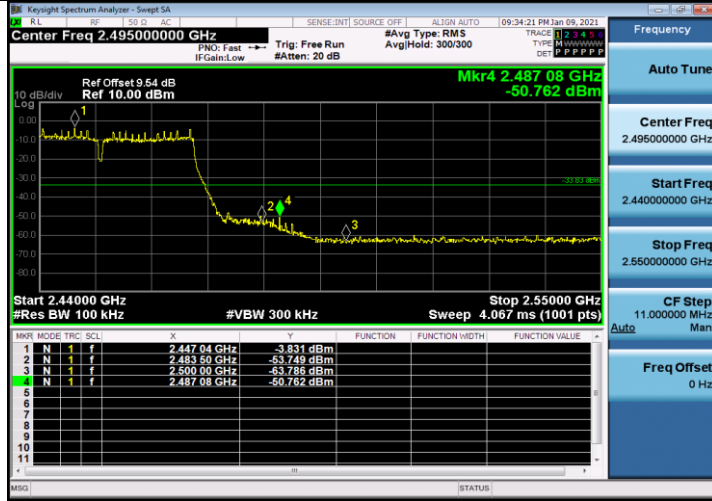
11N40MIMO_Ant2_Low_2422



11N40MIMO_Ant1_High_2452



11N40MIMO_Ant2_High_2452

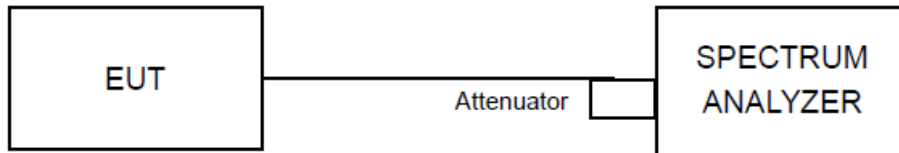


4.6 Conducted Spurious Emissions

4.6.1 Limit

Below 30 dB of the highest emission level of operating band (in 100 kHz Resolution Bandwidth).

4.6.2 Test Setup



4.6.3 Test Procedures

The EUT was tested according to DTS test procedure of “KDB558074 D01 DTS Meas Guidance” (clause 11.0) for compliance to FCC 47CFR 15.247 requirements.

MEASUREMENT PROCEDURE REF

1. Set the RBW = 100 kHz.
2. Set the VBW \geq 300 kHz.
3. Detector = peak.
4. Sweep time = auto couple.
5. Trace mode = max hold.
6. Allow trace to fully stabilize.
7. Use the peak marker function to determine the maximum power level in any 100 kHz band segment within the fundamental EBW.

MEASUREMENT PROCEDURE OOB

1. Set RBW = 100 kHz.
2. Set VBW \geq 300 kHz.
3. Detector = peak.
4. Sweep = auto couple.
5. Trace Mode = max hold.
6. Allow trace to fully stabilize.
7. Use the peak marker function to determine the maximum amplitude level.

4.6.4 Deviation of Test Standard

No deviation.



4.6.5 Test Results

The test result refer to the report FVC-ESH-P20112379B-13.

Test Mode	Antenna	Channel [MHz]	FreqRange [MHz]	RefLevel [dBm]	Max. Level [dBm]	Limit [dBm]	Verdict	
11B	Ant1	2412	Reference	4.46	4.46	---	PASS	
			30~1000	30~1000	-63.378	<=-15.539	PASS	
			1000~26500	1000~26500	-46.191	<=-15.539	PASS	
	Ant2	2412	Reference	6.20	6.20	---	PASS	
			30~1000	30~1000	-62.813	<=-13.798	PASS	
			1000~26500	1000~26500	-45.5	<=-13.798	PASS	
	Ant1	2437	Reference	5.24	5.24	---	PASS	
			30~1000	30~1000	-63.197	<=-14.759	PASS	
			1000~26500	1000~26500	-45.414	<=-14.759	PASS	
	Ant2	2437	Reference	6.85	6.85	---	PASS	
			30~1000	30~1000	-63.192	<=-13.149	PASS	
			1000~26500	1000~26500	-47.162	<=-13.149	PASS	
	Ant1	2462	Reference	4.81	4.81	---	PASS	
			30~1000	30~1000	-63.99	<=-15.186	PASS	
			1000~26500	1000~26500	-46.907	<=-15.186	PASS	
	Ant2	2462	Reference	8.09	8.09	---	PASS	
			30~1000	30~1000	-63.379	<=-11.912	PASS	
			1000~26500	1000~26500	-46.712	<=-11.912	PASS	
	11G	Ant1	2412	Reference	-1.00	-1.00	---	PASS
				30~1000	30~1000	-63.583	<=-20.999	PASS
				1000~26500	1000~26500	-46.019	<=-20.999	PASS
		Ant2	2412	Reference	-0.23	-0.23	---	PASS
				30~1000	30~1000	-62.383	<=-20.23	PASS
				1000~26500	1000~26500	-46.173	<=-20.23	PASS
Ant1		2437	Reference	-2.73	-2.73	---	PASS	
			30~1000	30~1000	-64.152	<=-22.732	PASS	
			1000~26500	1000~26500	-47.705	<=-22.732	PASS	
Ant2		2437	Reference	-1.40	-1.40	---	PASS	
			30~1000	30~1000	-63.615	<=-21.402	PASS	
			1000~26500	1000~26500	-46.971	<=-21.402	PASS	
Ant1		2462	Reference	-0.12	-0.12	---	PASS	
			30~1000	30~1000	-63.364	<=-20.123	PASS	
			1000~26500	1000~26500	-47.571	<=-20.123	PASS	
Ant2		2462	Reference	-0.60	-0.60	---	PASS	

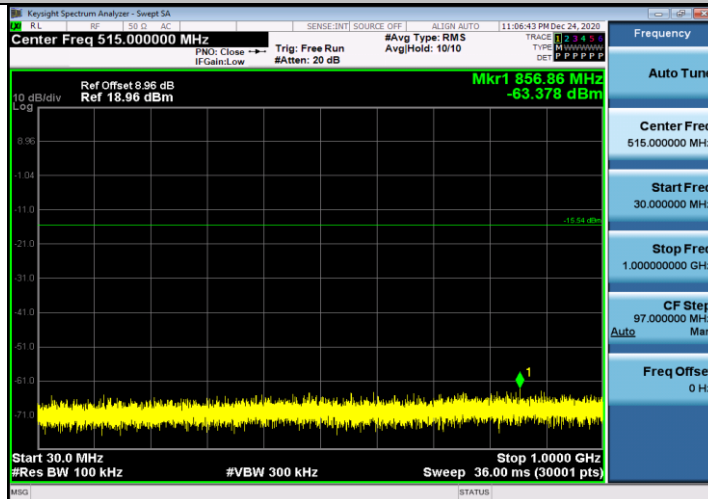


			30~1000	30~1000	-62.562	<=-20.598	PASS
			1000~26500	1000~26500	-46.171	<=-20.598	PASS
11N20MIMO	Ant1	2412	Reference	-1.96	-1.96	---	PASS
			30~1000	30~1000	-63.215	<=-21.955	PASS
			1000~26500	1000~26500	-47.466	<=-21.955	PASS
	Ant2	2412	Reference	-2.28	-2.28	---	PASS
			30~1000	30~1000	-63.637	<=-22.282	PASS
			1000~26500	1000~26500	-46.431	<=-22.282	PASS
	Ant1	2437	Reference	-1.93	-1.93	---	PASS
			30~1000	30~1000	-64.553	<=-21.93	PASS
			1000~26500	1000~26500	-48.365	<=-21.93	PASS
	Ant2	2437	Reference	-3.13	-3.13	---	PASS
			30~1000	30~1000	-63.092	<=-23.134	PASS
			1000~26500	1000~26500	-46.913	<=-23.134	PASS
	Ant1	2462	Reference	-1.60	-1.60	---	PASS
			30~1000	30~1000	-64.026	<=-21.596	PASS
			1000~26500	1000~26500	-47.661	<=-21.596	PASS
	Ant2	2462	Reference	-0.13	-0.13	---	PASS
			30~1000	30~1000	-62.925	<=-20.13	PASS
			1000~26500	1000~26500	-46.945	<=-20.13	PASS
11N40MIMO	Ant1	2422	Reference	-3.22	-3.22	---	PASS
			30~1000	30~1000	-63.967	<=-23.216	PASS
			1000~26500	1000~26500	-45.898	<=-23.216	PASS
	Ant2	2422	Reference	-3.88	-3.88	---	PASS
			30~1000	30~1000	-63.614	<=-23.877	PASS
			1000~26500	1000~26500	-46.159	<=-23.877	PASS
	Ant1	2437	Reference	-3.76	-3.76	---	PASS
			30~1000	30~1000	-63.16	<=-23.756	PASS
			1000~26500	1000~26500	-46.188	<=-23.756	PASS
	Ant2	2437	Reference	-4.72	-4.72	---	PASS
			30~1000	30~1000	-61.944	<=-24.716	PASS
			1000~26500	1000~26500	-46.486	<=-24.716	PASS
	Ant1	2452	Reference	-3.21	-3.21	---	PASS
			30~1000	30~1000	-63.605	<=-23.205	PASS
			1000~26500	1000~26500	-46.957	<=-23.205	PASS
	Ant2	2452	Reference	-3.39	-3.39	---	PASS
			30~1000	30~1000	-62.967	<=-23.385	PASS
			1000~26500	1000~26500	-46.389	<=-23.385	PASS

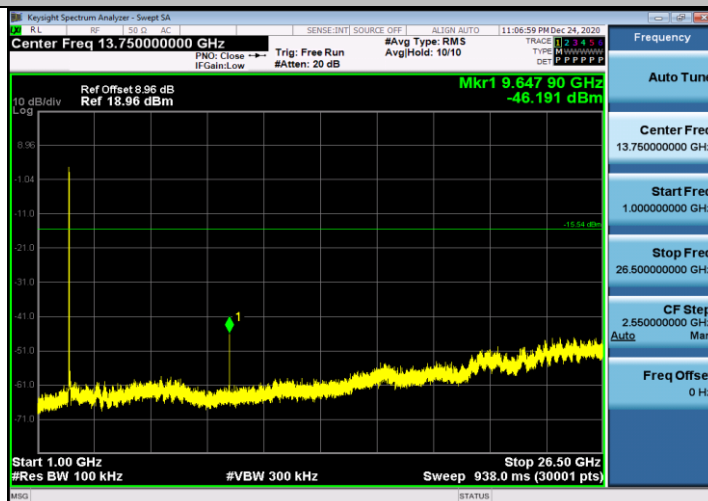
11B_Ant1_2412_0~Reference



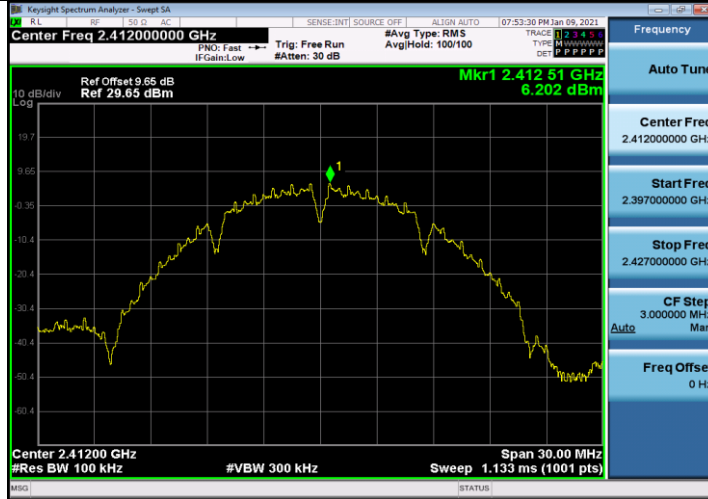
11B_Ant1_2412_30~1000



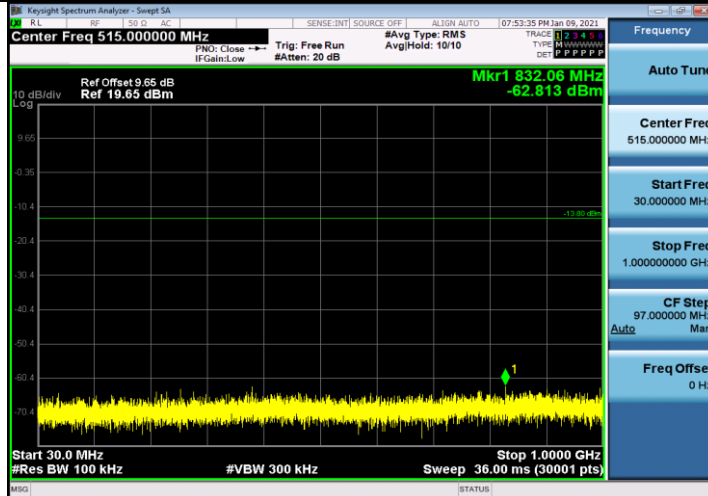
11B_Ant1_2412_1000~26500



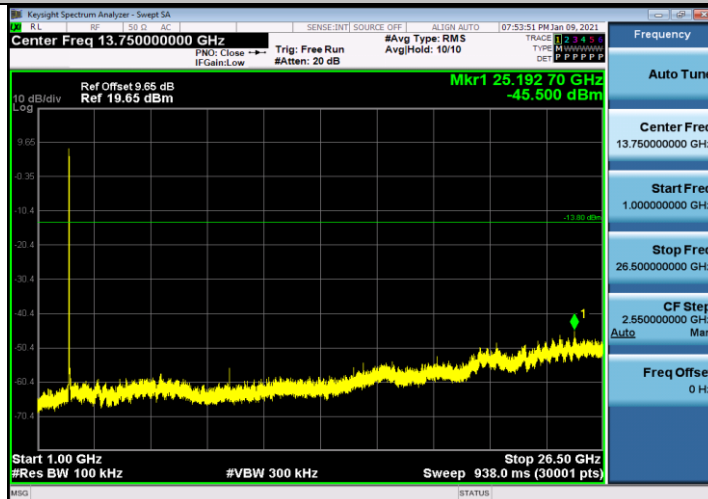
11B_Ant2_2412_0~Reference



11B_Ant2_2412_30~1000



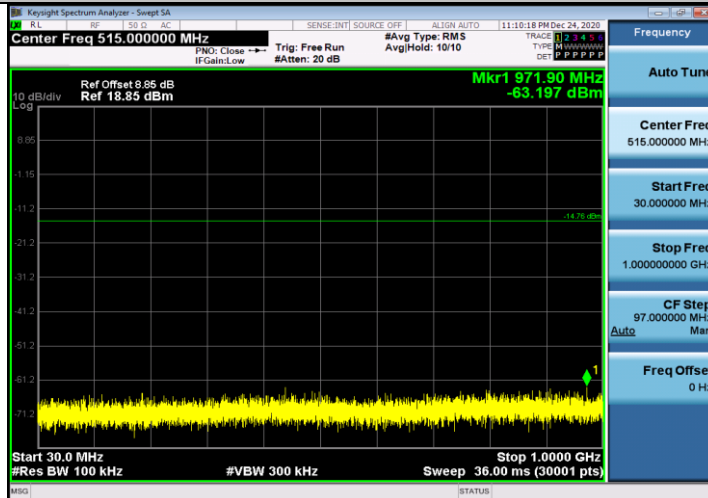
11B_Ant2_2412_1000~26500



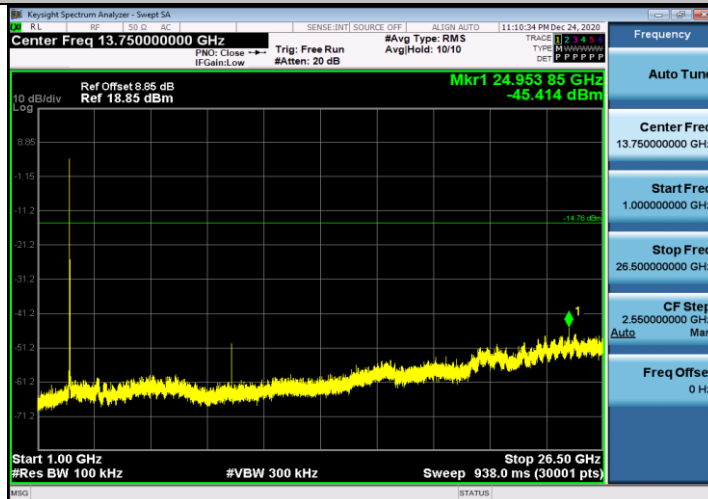
11B_Ant1_2437_0~Reference



11B_Ant1_2437_30~1000



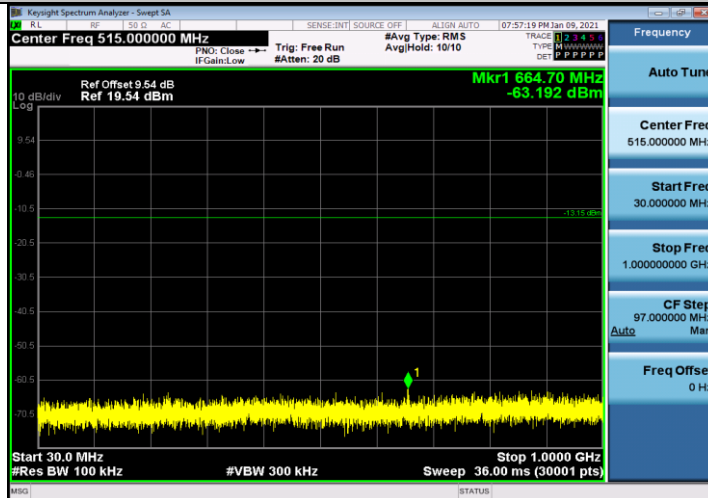
11B_Ant1_2437_1000~26500



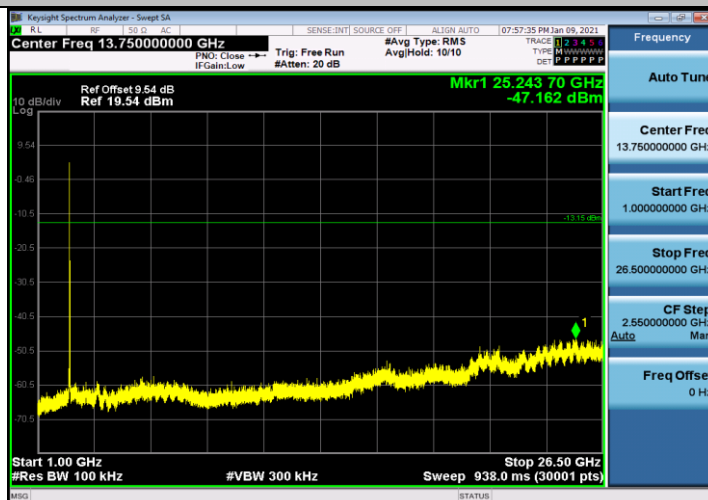
11B_Ant2_2437_0~Reference



11B_Ant2_2437_30~1000



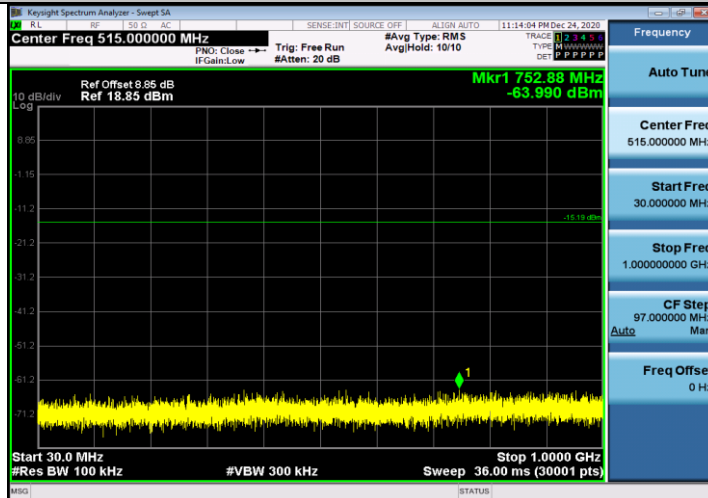
11B_Ant2_2437_1000~26500



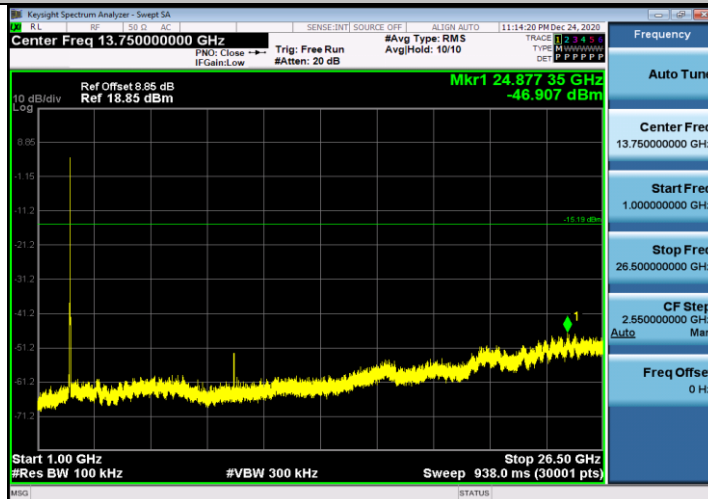
11B_Ant1_2462_0~Reference



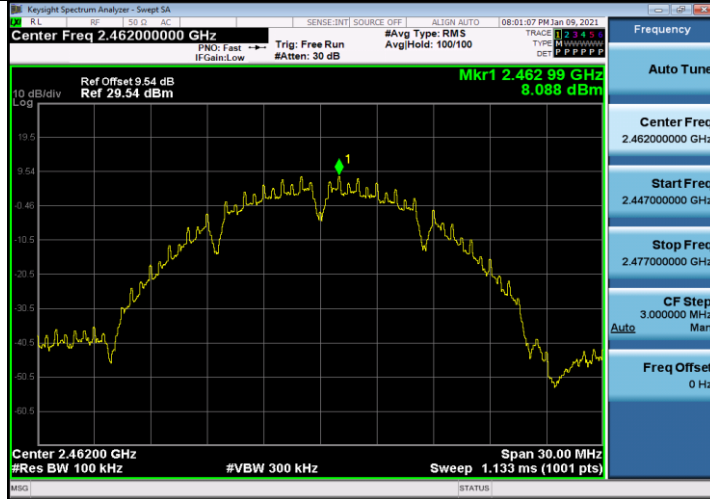
11B_Ant1_2462_30~1000



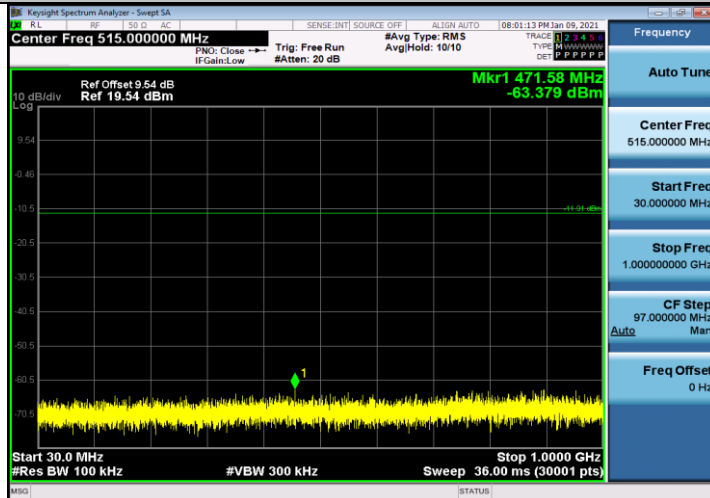
11B_Ant1_2462_1000~26500



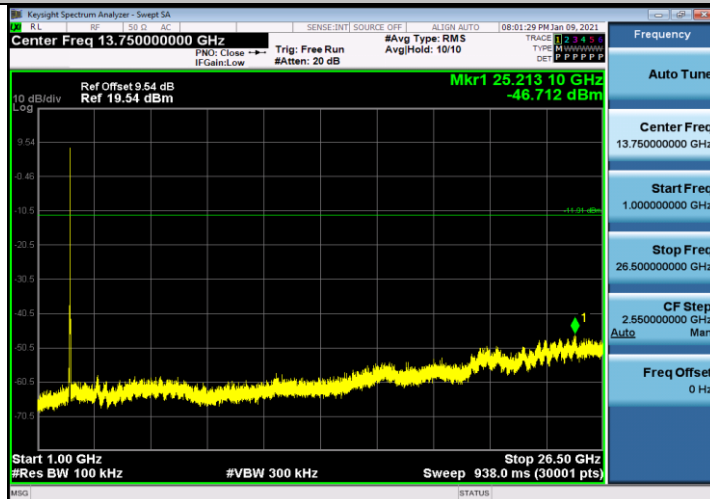
11B_Ant2_2462_0~Reference



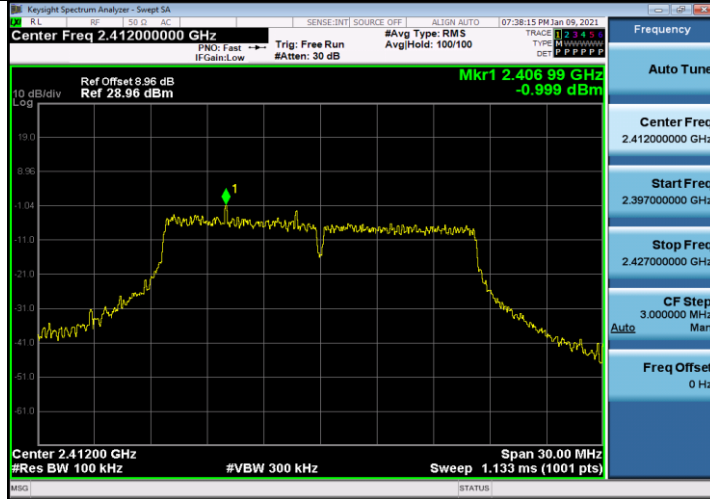
11B_Ant2_2462_30~1000



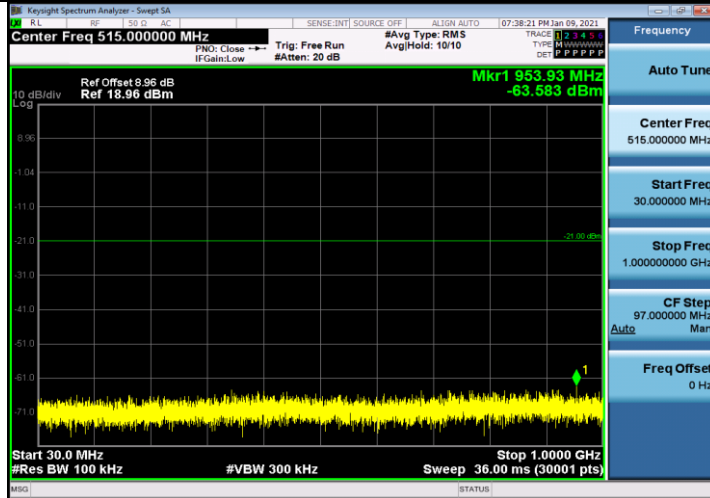
11B_Ant2_2462_1000~26500



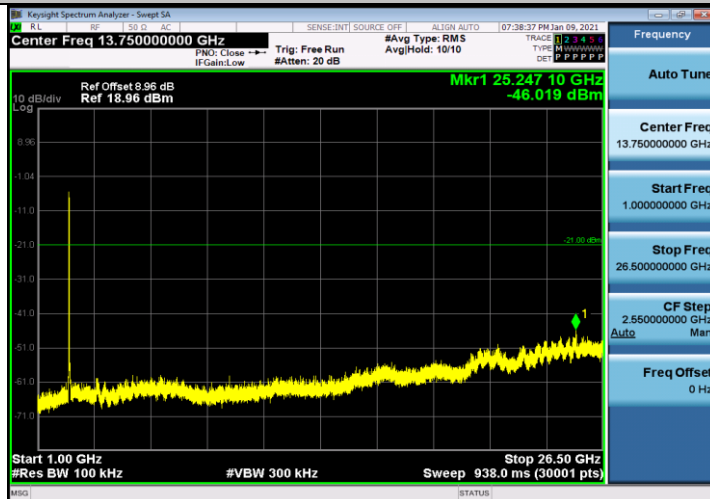
11G_Ant1_2412_0~Reference



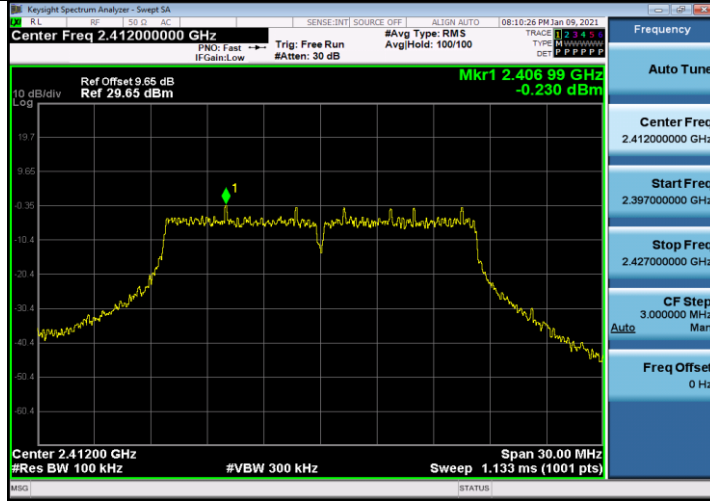
11G_Ant1_2412_30~1000



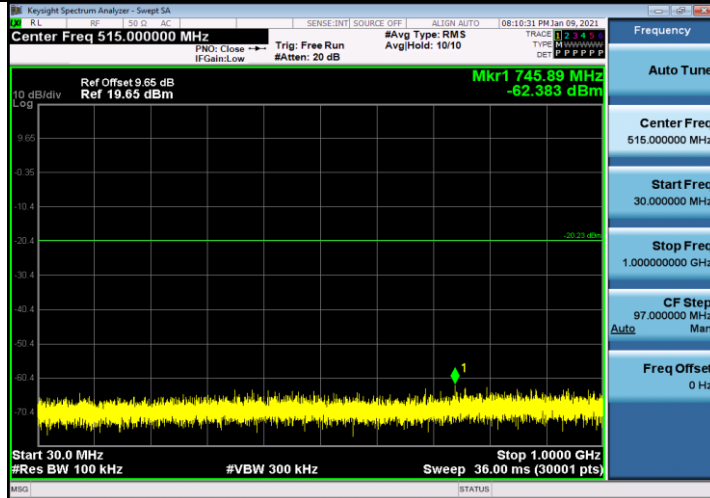
11G_Ant1_2412_1000~26500



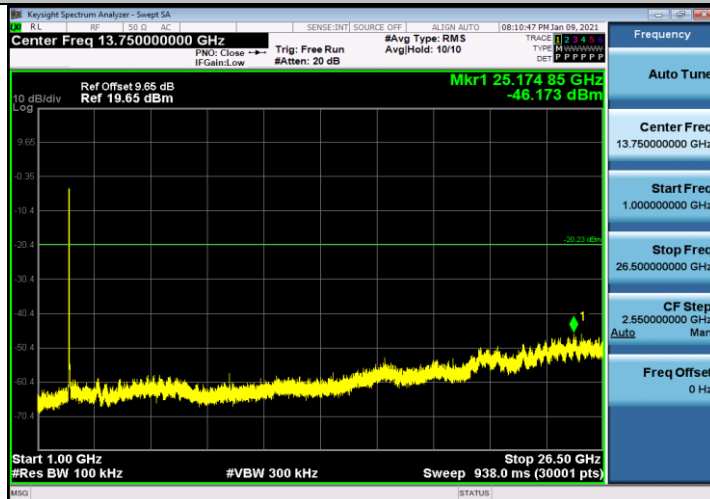
11G_Ant2_2412_0~Reference



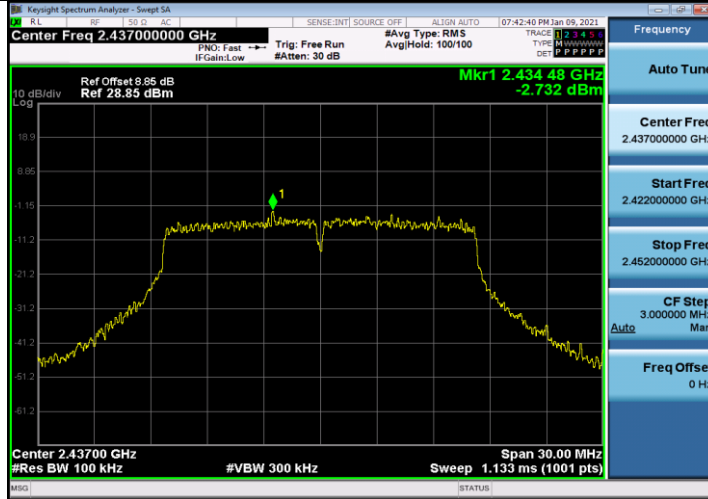
11G_Ant2_2412_30~1000



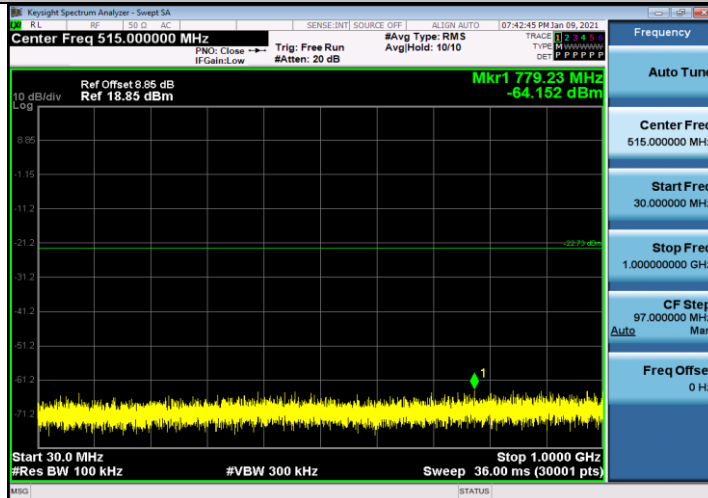
11G_Ant2_2412_1000~26500



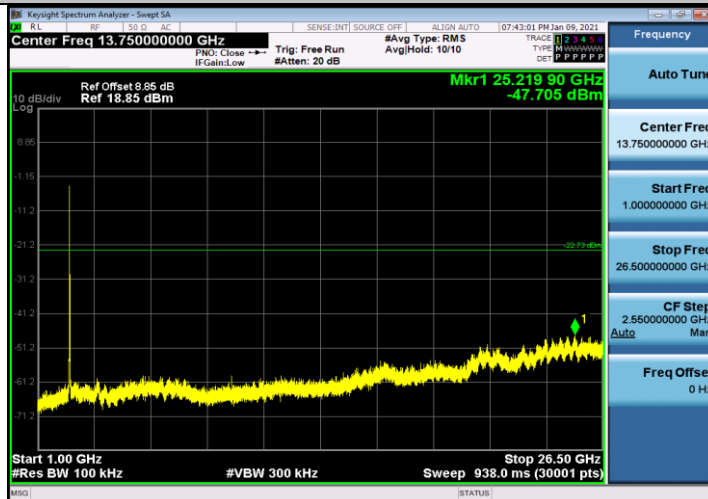
11G_Ant1_2437_0~Reference



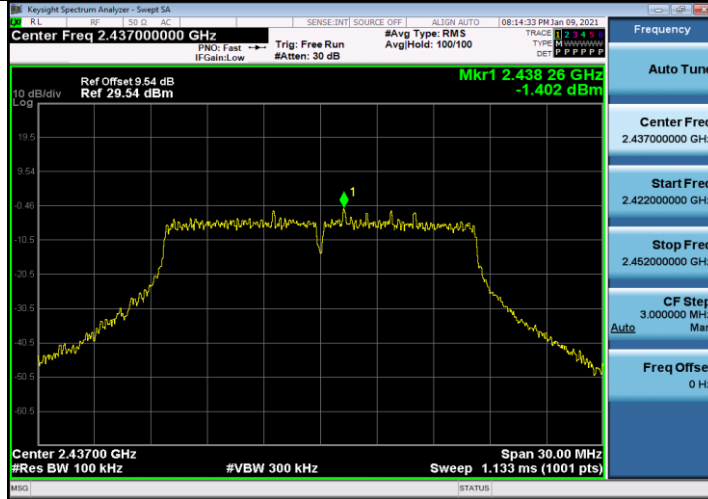
11G_Ant1_2437_30~1000



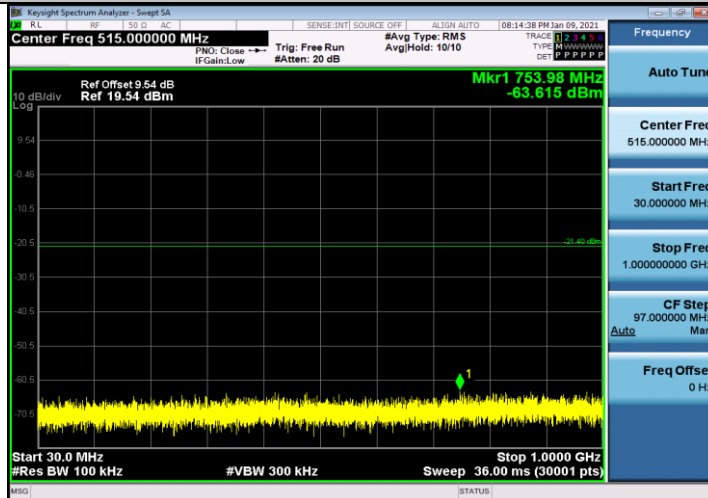
11G_Ant1_2437_1000~26500



11G_Ant2_2437_0~Reference



11G_Ant2_2437_30~1000



11G_Ant2_2437_1000~26500

