Appendix B: Test Results of Radiated Spurious Emissions & Mains

Radiated Emission Test for Main Model No. DK-9177B

ANTX100ETHAB24553
Band Edges, 2.31GHz ~ 2.5GHz

BLE_1M

Low Channel (Horizontal) Peak

TÜVRheinland

TUV Rheinland Taiwan Ltd.
No. 458-18, Sec 2, Penliao., Linkou Dist., New Taipei City 244, Taiwan(R.O.C.)
Tel:+886-2172-1000 Fax:+886-2172-1322

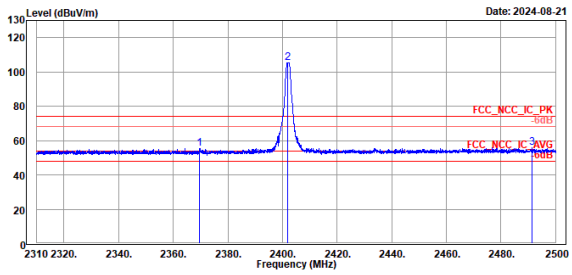

	Freq	Level	Read Level	Factor	Limit Line	Over Limit	APos	TPos	Remark	Pol/Phase	Note
	MHz	dBuV/m	dBuV	dB/m	dBuV/m	dB	cm	deg			
1	2369.71	55.53	17.57	37.96	74.00	-18.47	324	236	Peak	Horizontal	
2 *	2402.00	105.33	67.26	38.07	74.00	31.33	324	236	Peak	Horizontal	
3	2491.45	55.88	17.60	38.28	74.00	-18.12	324	236	Peak	Horizontal	

Low Channel (Vertical) Peak

TÜVRheinland

TUV Rheinland Taiwan Ltd.
No. 458-18, Sec 2, Penliao., Linkou Dist., New Taipei City 244, Taiwan(R.O.C.)
Tel:+886-2172-1000 Fax:+886-2172-1322

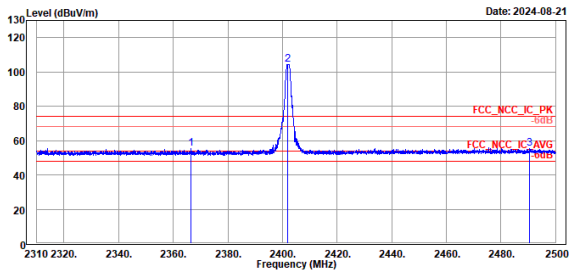

	Freq	Level	Read Level	Factor	Limit Line	Over Limit	APos	TPos	Remark	Pol/Phase	Note
	MHz	dBuV/m	dBuV	dB/m	dBuV/m	dB	cm	deg			
1	2366.62	55.19	17.24	37.95	74.00	-18.81	320	256	Peak	Vertical	
2 *	2402.00	104.24	66.17	38.07	74.00	30.24	320	256	Peak	Vertical	
3	2490.36	55.17	16.89	38.28	74.00	-18.83	320	256	Peak	Vertical	

BLE_1M

Low Channel (Horizontal) Average

TÜV Rheinland Taiwan Ltd.
No. 458-18, Sec 2, Fenliao., Linkou Dist., New Taipei City 244, Taiwan(R.O.C.)
Tel:+886-2172-1000 Fax:+886-2172-1322

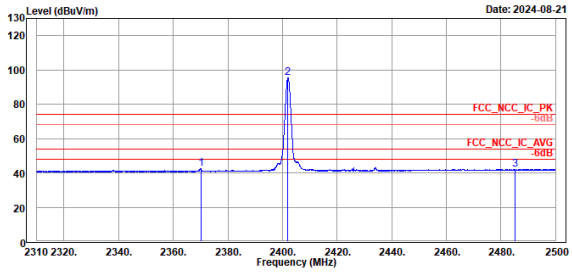

	Freq	Level	Read Level	Factor	Limit Line	Over Limit	APos	TPos	Remark	Pol/Phase	Note
	MHz	dBuV/m	dBuV	dB/m	dBuV/m	dB	cm	deg			
1	2370.09	42.38	4.42	37.96	54.00	-11.62	324	236	Average	Horizontal	
2 *	2402.00	95.58	57.51	38.07	54.00	41.58	324	236	Average	Horizontal	
3	2485.13	41.95	3.67	38.28	54.00	-12.05	324	236	Average	Horizontal	

Low Channel (Vertical) Average

TÜV Rheinland Taiwan Ltd.
No. 458-18, Sec 2, Fenliao., Linkou Dist., New Taipei City 244, Taiwan(R.O.C.)
Tel:+886-2172-1000 Fax:+886-2172-1322

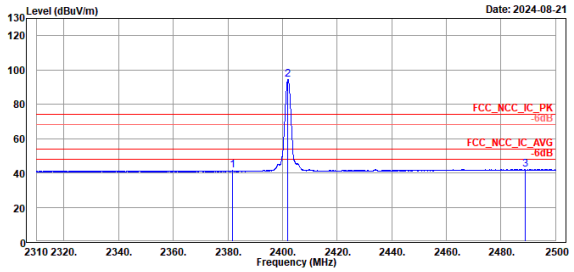

	Freq	Level	Read Level	Factor	Limit Line	Over Limit	APos	TPos	Remark	Pol/Phase	Note
	MHz	dBuV/m	dBuV	dB/m	dBuV/m	dB	cm	deg			
1	2381.82	41.30	3.30	38.00	54.00	-12.70	320	256	Average	Vertical	
2 *	2402.00	94.61	56.54	38.07	54.00	40.61	320	256	Average	Vertical	
3	2488.79	42.02	3.74	38.28	54.00	-11.98	320	256	Average	Vertical	

BLE_1M

Middle Channel (Horizontal) Peak

TÜVRheinland

TUV Rheinland Taiwan Ltd.
No. 458-18,Sec 2,Fenliao.,Linkou Dist.,New Taipei City 244, Taiwan(R.O.C.)
Tel:+886-2172-1000 Fax:+886-2172-1322

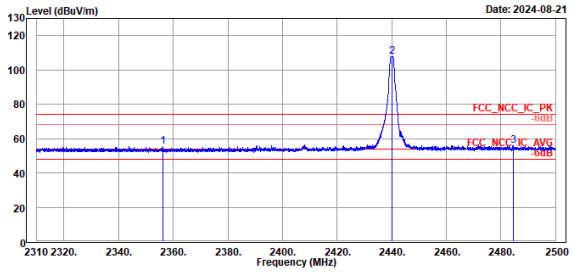

	Freq	Level	Read Level	Factor	Limit Line	Over Limit	APos	TPos	Remark	Pol/Phase	Note
	MHz	dBuV/m	dBuV	dB/m	dBuV/m	dB	cm	deg			
1	2356.22	55.51	17.59	37.92	74.00	-18.49	320	346	Peak	Horizontal	
2 *	2440.00	107.94	69.68	38.26	74.00	33.94	320	346	Peak	Horizontal	
3	2484.56	55.87	17.59	38.28	74.00	-18.13	320	346	Peak	Horizontal	

Middle Channel (Vertical) Peak

TÜVRheinland

TUV Rheinland Taiwan Ltd.
No. 458-18,Sec 2,Fenliao.,Linkou Dist.,New Taipei City 244, Taiwan(R.O.C.)
Tel:+886-2172-1000 Fax:+886-2172-1322

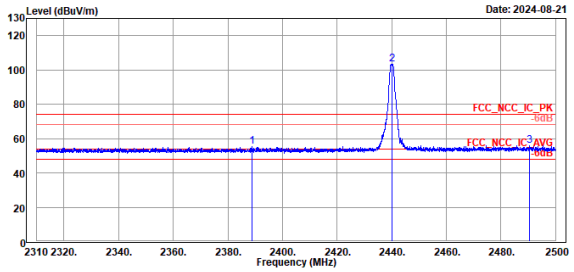

	Freq	Level	Read Level	Factor	Limit Line	Over Limit	APos	TPos	Remark	Pol/Phase	Note
	MHz	dBuV/m	dBuV	dB/m	dBuV/m	dB	cm	deg			
1	2388.99	55.42	17.40	38.02	74.00	-18.58	318	88	Peak	Vertical	
2 *	2440.00	103.19	64.93	38.26	74.00	29.19	318	88	Peak	Vertical	
3	2490.36	55.97	17.69	38.28	74.00	-18.03	318	88	Peak	Vertical	

BLE_1M

Middle Channel (Horizontal) Average

TÜVRheinland

TUV Rheinland Taiwan Ltd.
No. 458-18,Sec 2,Fenliao.,Linkou Dist.,New Taipei City 244, Taiwan(R.O.C.)
Tel:+886-2172-1000 Fax:+886-2172-1322

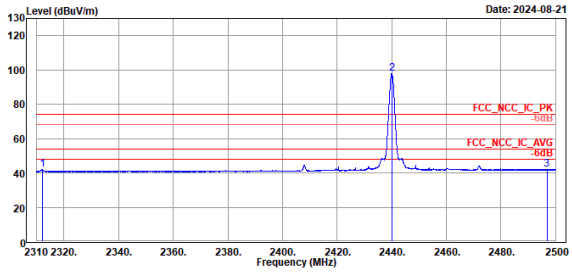

	Freq	Level	Read Level	Factor	Limit Line	Over Limit	APos	TPos	Remark	Pol/Phase	Note
	MHz	dBuV/m	dBuV	dB/m	dBuV/m	dB	cm	deg			
1	2312.09	42.22	4.51	37.71	54.00	-11.78	320	346	Average	Horizontal	
2 *	2440.00	97.84	59.58	38.26	54.00	43.84	320	346	Average	Horizontal	
3	2496.82	42.05	3.77	38.28	54.00	-11.95	320	346	Average	Horizontal	

Middle Channel (Vertical) Average

TÜVRheinland

TUV Rheinland Taiwan Ltd.
No. 458-18,Sec 2,Fenliao.,Linkou Dist.,New Taipei City 244, Taiwan(R.O.C.)
Tel:+886-2172-1000 Fax:+886-2172-1322

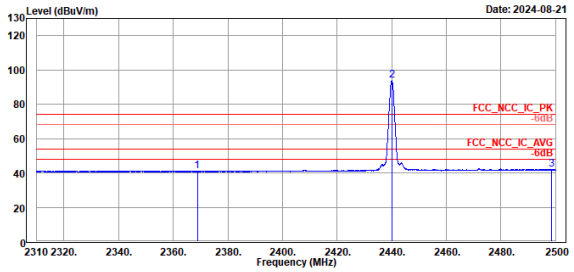

	Freq	Level	Read Level	Factor	Limit Line	Over Limit	APos	TPos	Remark	Pol/Phase	Note
	MHz	dBuV/m	dBuV	dB/m	dBuV/m	dB	cm	deg			
1	2368.81	41.17	3.21	37.96	54.00	-12.83	318	88	Average	Vertical	
2 *	2440.00	93.68	55.42	38.26	54.00	39.68	318	88	Average	Vertical	
3	2498.67	41.98	3.71	38.27	54.00	-12.02	318	88	Average	Vertical	

BLE_1M

High Channel (Horizontal) Peak

TÜVRheinland

TUV Rheinland Taiwan Ltd.
No. 458-18,Sec 2,Fenliao.,Linkou Dist.,New Taipei City 244, Taiwan(R.O.C.)
Tel:+886-2172-1000 Fax:+886-2172-1322

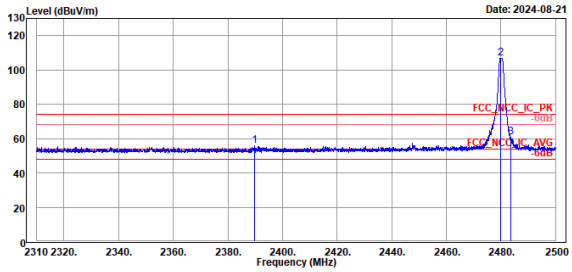

	Freq	Level	Read Level	Factor	Limit Line	Over Limit	APos	TPos	Remark	Pol/Phase	Note
	MHz	dBuV/m	dBuV	dB/m	dBuV/m	dB	cm	deg			
1	2389.85	55.81	17.79	38.02	74.00	-18.19	316	154	Peak	Horizontal	
2 *	2480.00	106.97	68.68	38.29	74.00	32.97	316	154	Peak	Horizontal	
3	2483.50	60.83	22.55	38.28	74.00	-13.17	316	154	Peak	Horizontal	

High Channel (Vertical) Peak

TÜVRheinland

TUV Rheinland Taiwan Ltd.
No. 458-18,Sec 2,Fenliao.,Linkou Dist.,New Taipei City 244, Taiwan(R.O.C.)
Tel:+886-2172-1000 Fax:+886-2172-1322

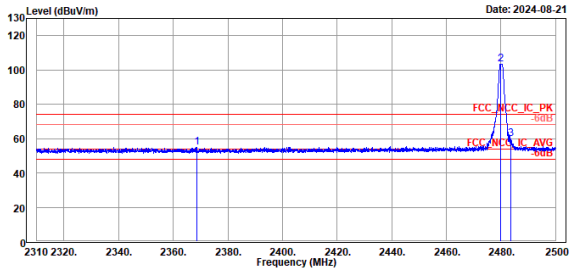

	Freq	Level	Read Level	Factor	Limit Line	Over Limit	APos	TPos	Remark	Pol/Phase	Note
	MHz	dBuV/m	dBuV	dB/m	dBuV/m	dB	cm	deg			
1	2368.52	54.88	16.92	37.96	74.00	-19.12	313	87	Peak	Vertical	
2 *	2480.00	103.32	65.03	38.29	74.00	29.32	313	87	Peak	Vertical	
3	2483.57	59.73	21.45	38.28	74.00	-14.27	313	87	Peak	Vertical	

BLE_1M

High Channel (Horizontal) Average

TÜVRheinland
TUV Rheinland Taiwan Ltd.
No. 458-18,Sec 2,Fenliao.,Linkou Dist.,New Taipei City 244, Taiwan(R.O.C.)
Tel:+886-2172-1000 Fax:+886-2172-1322

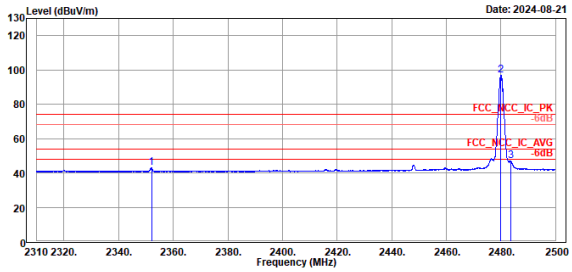

	Freq	Level	Read Level	Factor	Limit Line	Over Limit	APos	TPos	Remark	Pol/Phase	Note
	MHz	dBuV/m	dBuV	dB/m	dBuV/m	dB	cm	deg			
1	2352.04	42.87	4.97	37.90	54.00	-11.13	316	154	Average	Horizontal	
2 *	2480.00	96.97	58.68	38.29	54.00	42.97	316	154	Average	Horizontal	
3	2483.57	47.12	8.84	38.28	54.00	-6.88	316	154	Average	Horizontal	

High Channel (Vertical) Average

TÜVRheinland
TUV Rheinland Taiwan Ltd.
No. 458-18,Sec 2,Fenliao.,Linkou Dist.,New Taipei City 244, Taiwan(R.O.C.)
Tel:+886-2172-1000 Fax:+886-2172-1322

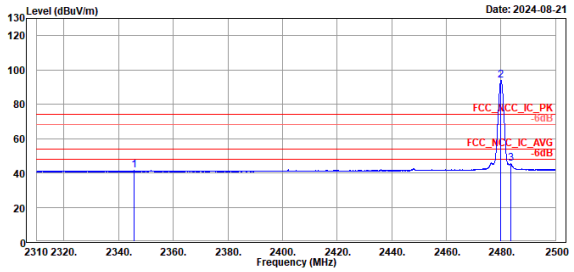

	Freq	Level	Read Level	Factor	Limit Line	Over Limit	APos	TPos	Remark	Pol/Phase	Note
	MHz	dBuV/m	dBuV	dB/m	dBuV/m	dB	cm	deg			
1	2345.72	41.35	3.48	37.87	54.00	-12.65	313	87	Average	Vertical	
2 *	2480.00	93.90	55.61	38.29	54.00	39.90	313	87	Average	Vertical	
3	2483.57	45.47	7.19	38.28	54.00	-8.53	313	87	Average	Vertical	

BLE_2M

Low Channel (Horizontal) Peak

TÜVRheinland

TUV Rheinland Taiwan Ltd.
No. 458-18.Sec 2.Fenliao.,Linkou Dist.,New Taipei City 244, Taiwan(R.O.C.)
Tel:+886-2172-1000 Fax:+886-2172-1322

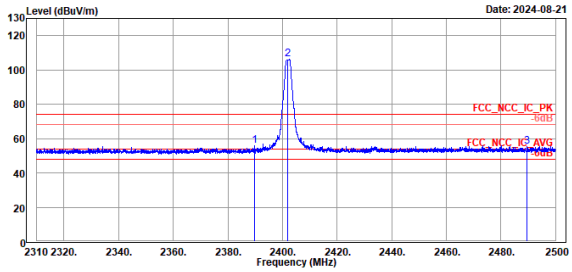

	Freq	Level	Read Level	Factor	Limit Line	Over Limit	APos	TPos	Remark	Pol/Phase	Note
	MHz	dBuV/m	dBuV	dB/m	dBuV/m	dB	cm	deg			
1	2389.66	55.77	17.75	38.02	74.00	-18.23	323	236	Peak	Horizontal	
2 *	2402.00	106.08	68.01	38.07	74.00	32.08	323	236	Peak	Horizontal	
3	2489.41	55.58	17.30	38.28	74.00	-18.42	323	236	Peak	Horizontal	

Low Channel (Vertical) Peak

TÜVRheinland

TUV Rheinland Taiwan Ltd.
No. 458-18.Sec 2.Fenliao.,Linkou Dist.,New Taipei City 244, Taiwan(R.O.C.)
Tel:+886-2172-1000 Fax:+886-2172-1322

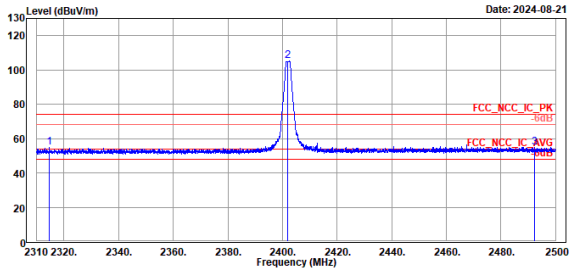

	Freq	Level	Read Level	Factor	Limit Line	Over Limit	APos	TPos	Remark	Pol/Phase	Note
	MHz	dBuV/m	dBuV	dB/m	dBuV/m	dB	cm	deg			
1	2314.56	54.76	17.04	37.72	74.00	-19.24	320	258	Peak	Vertical	
2 *	2402.00	105.06	66.99	38.07	74.00	31.06	320	258	Peak	Vertical	
3	2492.21	54.91	16.63	38.28	74.00	-19.09	320	258	Peak	Vertical	

BLE_2M

Low Channel (Horizontal) Average

TÜV Rheinland Taiwan Ltd.
No. 458-18, Sec 2, Fenliao., Linkou Dist., New Taipei City 244, Taiwan(R.O.C.)
Tel:+886-2172-1000 Fax:+886-2172-1322

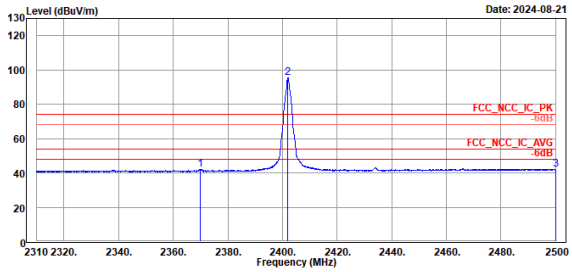

	Freq	Level	Read Level	Factor	Limit Line	Over Limit	APos	TPos	Remark	Pol/Phase	Note
	MHz	dBuV/m	dBuV	dB/m	dBuV/m	dB	cm	deg			
1	2370.04	42.22	4.26	37.96	54.00	-11.78	323	236	Average	Horizontal	
2 *	2402.00	95.45	57.38	38.07	54.00	41.45	323	236	Average	Horizontal	
3	2500.00	42.23	3.96	38.27	54.00	-11.77	323	236	Average	Horizontal	

Low Channel (Vertical) Average

TÜV Rheinland Taiwan Ltd.
No. 458-18, Sec 2, Fenliao., Linkou Dist., New Taipei City 244, Taiwan(R.O.C.)
Tel:+886-2172-1000 Fax:+886-2172-1322

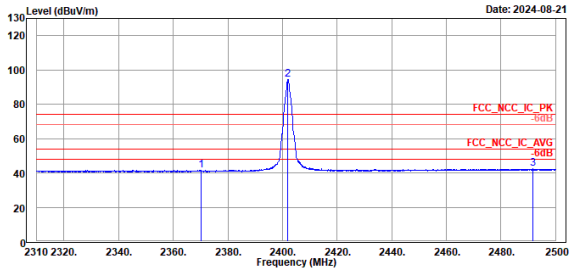

	Freq	Level	Read Level	Factor	Limit Line	Over Limit	APos	TPos	Remark	Pol/Phase	Note
	MHz	dBuV/m	dBuV	dB/m	dBuV/m	dB	cm	deg			
1	2370.09	41.56	3.60	37.96	54.00	-12.44	320	258	Average	Vertical	
2 *	2402.00	94.62	56.55	38.07	54.00	40.62	320	258	Average	Vertical	
3	2491.69	42.34	4.06	38.28	54.00	-11.66	320	258	Average	Vertical	

BLE_2M

Middle Channel (Horizontal) Peak

TÜVRheinland

TUV Rheinland Taiwan Ltd.
No. 458-18,Sec 2,Fenliao.,Linkou Dist.,New Taipei City 244, Taiwan(R.O.C.)
Tel:+886-2172-1000 Fax:+886-2172-1322

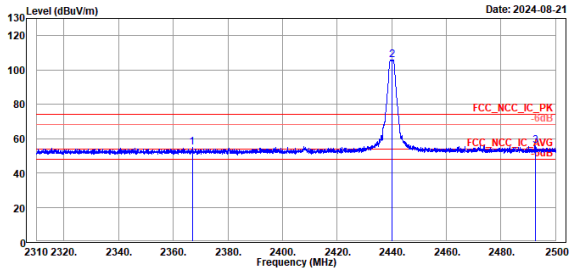

	Freq	Level	Read Level	Factor	Limit Line	Over Limit	APos	TPos	Remark	Pol/Phase	Note
	MHz	dBuV/m	dBuV	dB/m	dBuV/m	dB	cm	deg			
1	2366.95	54.89	16.94	37.95	74.00	-19.11	318	237	Peak	Horizontal	
2 *	2440.00	105.87	67.61	38.26	74.00	31.87	318	237	Peak	Horizontal	
3	2492.50	55.70	17.42	38.28	74.00	-18.30	318	237	Peak	Horizontal	

Middle Channel (Vertical) Peak

TÜVRheinland

TUV Rheinland Taiwan Ltd.
No. 458-18,Sec 2,Fenliao.,Linkou Dist.,New Taipei City 244, Taiwan(R.O.C.)
Tel:+886-2172-1000 Fax:+886-2172-1322

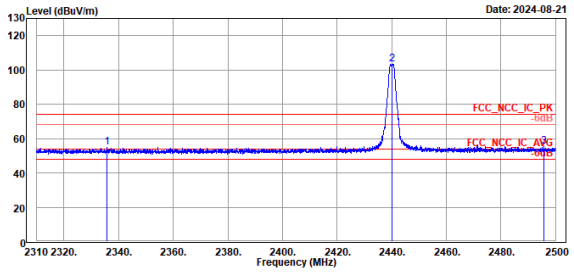

	Freq	Level	Read Level	Factor	Limit Line	Over Limit	APos	TPos	Remark	Pol/Phase	Note
	MHz	dBuV/m	dBuV	dB/m	dBuV/m	dB	cm	deg			
1	2335.84	55.06	17.24	37.82	74.00	-18.94	317	87	Peak	Vertical	
2 *	2440.00	103.24	64.98	38.26	74.00	29.24	317	87	Peak	Vertical	
3	2495.77	55.58	17.30	38.28	74.00	-18.42	317	87	Peak	Vertical	

BLE_2M

Middle Channel (Horizontal) Average

TÜVRheinland

TUV Rheinland Taiwan Ltd.
No. 458-18,Sec 2,Fenliao.,Linkou Dist.,New Taipei City 244, Taiwan(R.O.C.)
Tel:+886-2172-1000 Fax:+886-2172-1322

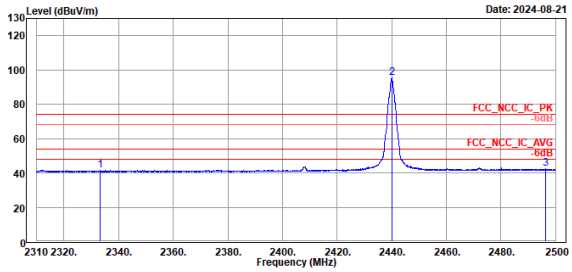

	Freq	Level	Read Level	Factor	Limit Line	Over Limit	APos	TPos	Remark	Pol/Phase	Note
	MHz	dBuV/m	dBuV	dB/m	dBuV/m	dB	cm	deg			
1	2333.37	41.51	3.70	37.81	54.00	-12.49	318	237	Average	Horizontal	
2 *	2440.00	95.25	56.99	38.26	54.00	41.25	318	237	Average	Horizontal	
3	2496.25	42.36	4.08	38.28	54.00	-11.64	318	237	Average	Horizontal	

Middle Channel (Vertical) Average

TÜVRheinland

TUV Rheinland Taiwan Ltd.
No. 458-18,Sec 2,Fenliao.,Linkou Dist.,New Taipei City 244, Taiwan(R.O.C.)
Tel:+886-2172-1000 Fax:+886-2172-1322

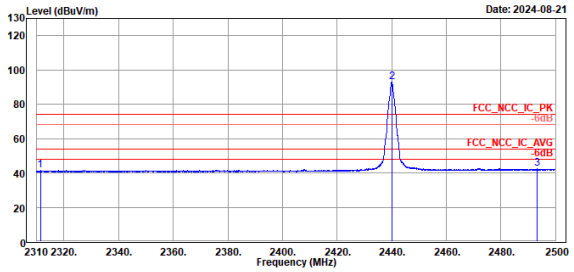

	Freq	Level	Read Level	Factor	Limit Line	Over Limit	APos	TPos	Remark	Pol/Phase	Note
	MHz	dBuV/m	dBuV	dB/m	dBuV/m	dB	cm	deg			
1	2311.33	41.62	3.92	37.70	54.00	-12.38	317	87	Average	Vertical	
2 *	2440.00	93.01	54.75	38.26	54.00	39.01	317	87	Average	Vertical	
3	2493.35	42.29	4.02	38.27	54.00	-11.71	317	87	Average	Vertical	

BLE_2M

High Channel (Horizontal) Peak

TUV Rheinland Taiwan Ltd.
No. 458-18,Sec 2,Fenliao.,Linkou Dist.,New Taipei City 244, Taiwan(R.O.C.)
Tel:+886-2172-1000 Fax:+886-2172-1322

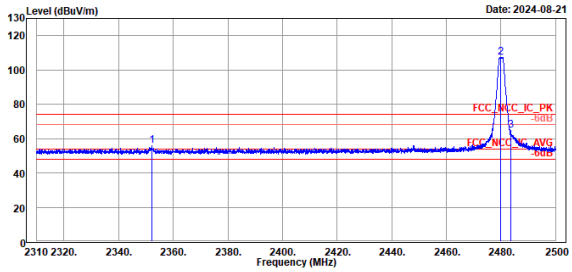

	Freq	Level	Read Level	Factor	Limit Line	Over Limit	APos	TPos	Remark	Pol/Phase	Note
	MHz	dBuV/m	dBuV	dB/m	dBuV/m	dB	cm	deg			
1	2352.18	55.95	18.05	37.90	74.00	-18.05	344	349	Peak	Horizontal	
2 *	2480.00	107.35	69.06	38.29	74.00	33.35	344	349	Peak	Horizontal	
3	2483.50	64.82	26.54	38.28	74.00	-9.18	344	349	Peak	Horizontal	

High Channel (Vertical) Peak

TUV Rheinland Taiwan Ltd.
No. 458-18,Sec 2,Fenliao.,Linkou Dist.,New Taipei City 244, Taiwan(R.O.C.)
Tel:+886-2172-1000 Fax:+886-2172-1322

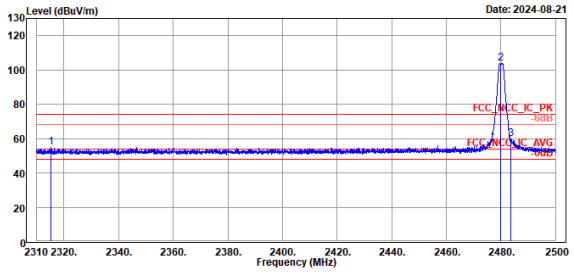

	Freq	Level	Read Level	Factor	Limit Line	Over Limit	APos	TPos	Remark	Pol/Phase	Note
	MHz	dBuV/m	dBuV	dB/m	dBuV/m	dB	cm	deg			
1	2315.13	54.79	17.07	37.72	74.00	-19.21	304	260	Peak	Vertical	
2 *	2480.00	103.62	65.33	38.29	74.00	29.62	304	260	Peak	Vertical	
3	2483.50	59.73	21.45	38.28	74.00	-14.27	304	260	Peak	Vertical	

BLE_2M

High Channel (Horizontal) Average

TUV Rheinland Taiwan Ltd.
No. 458-18, Sec 2, Fenliao., Linkou Dist., New Taipei City 244, Taiwan(R.O.C.)
Tel:+886-2172-1000 Fax:+886-2172-1322

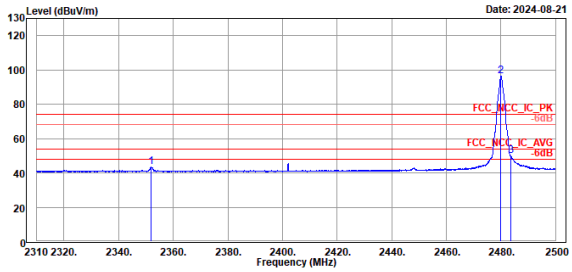

		Freq	Level	Read Level	Factor	Limit Line	Over Limit	APos	TPos	Remark	Pol/Phase	Note
		MHz	dBuV/m	dBuV	dB/m	dBuV/m	dB	cm	deg			
1		2351.99	43.42	5.52	37.90	54.00	-10.58	344	349	Average	Horizontal	
2	*	2480.00	96.56	58.27	38.29	54.00	42.56	344	349	Average	Horizontal	
3	!	2483.52	49.86	11.58	38.28	54.00	-4.14	344	349	Average	Horizontal	

High Channel (Vertical) Average

TUV Rheinland Taiwan Ltd.
No. 458-18, Sec 2, Fenliao., Linkou Dist., New Taipei City 244, Taiwan(R.O.C.)
Tel:+886-2172-1000 Fax:+886-2172-1322

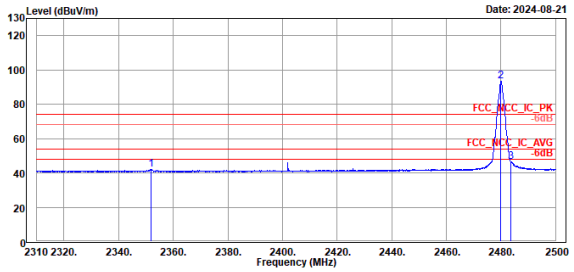

		Freq	Level	Read Level	Factor	Limit Line	Over Limit	APos	TPos	Remark	Pol/Phase	Note
		MHz	dBuV/m	dBuV	dB/m	dBuV/m	dB	cm	deg			
1		2351.85	41.94	4.04	37.90	54.00	-12.06	304	260	Average	Vertical	
2	*	2480.00	93.42	55.13	38.29	54.00	39.42	304	260	Average	Vertical	
3		2483.50	46.69	8.41	38.28	54.00	-7.31	304	260	Average	Vertical	

Spurious Emissions, Tx Mode, 9kHz ~ 30MHz

BLE_2M

High Channel (Open) 9kHz~150kHz

TÜV Rheinland Taiwan Ltd.
No. 458-18, Sec 2, Fenliao., Linkou Dist., New Taipei City 244, Taiwan(R.O.C.)
Tel:+886-2172-1000 Fax:+886-2172-1322

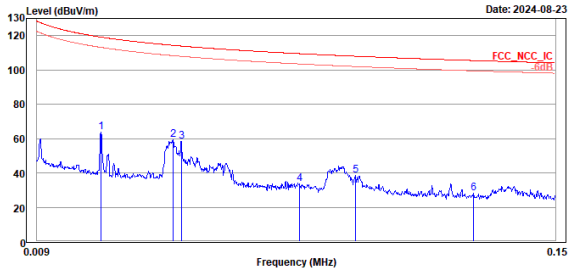

	Freq	Level	Read Level	Factor	Limit Line	Over Limit	APos	TPos	Remark	Pol/Phase	Note
	MHz	dBuV/m	dBuV	dB/m	dBuV/m	dB	cm	deg			
1	0.03	63.86	44.05	19.81	119.13	-55.27	100	48	Peak	Open	
2	0.05	59.18	39.66	19.52	114.32	-55.14	100	271	Peak	Open	
3	0.05	58.34	38.82	19.52	113.91	-55.57	100	270	Peak	Open	
4	0.08	33.50	14.98	18.52	109.48	-75.98	100	294	Peak	Open	
5	0.10	38.47	19.90	18.57	107.99	-69.52	100	270	Peak	Open	
6	0.13	28.33	9.63	18.70	105.47	-77.14	100	187	Peak	Open	

High Channel (Open) 150kHz~30MHz

TÜV Rheinland Taiwan Ltd.
No. 458-18, Sec 2, Fenliao., Linkou Dist., New Taipei City 244, Taiwan(R.O.C.)
Tel:+886-2172-1000 Fax:+886-2172-1322

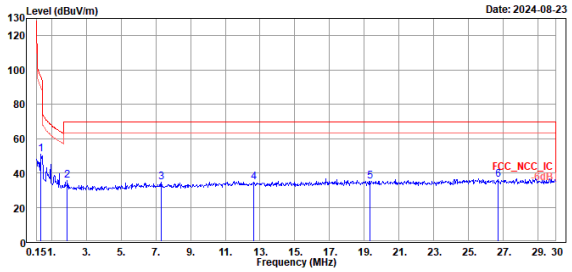

	Freq	Level	Read Level	Factor	Limit Line	Over Limit	APos	TPos	Remark	Pol/Phase	Note
	MHz	dBuV/m	dBuV	dB/m	dBuV/m	dB	cm	deg			
1	0.39	50.76	31.62	19.14	95.81	-45.05	100	210	Peak	Open	
2	1.91	35.64	16.59	19.05	69.50	-33.86	100	183	Peak	Open	
3	7.31	34.72	13.78	20.94	69.50	-34.78	100	217	Peak	Open	
4	12.63	34.72	13.12	21.60	69.50	-34.78	100	14	Peak	Open	
5	19.31	35.30	12.65	22.65	69.50	-34.20	100	74	Peak	Open	
6	26.69	35.85	12.89	22.96	69.50	-33.65	100	253	Peak	Open	

Spurious Emissions, Tx Mode, 30MHz ~ 1GHz

BLE_2M

High Channel (Horizontal)

TÜVRheinland

TUV Rheinland Taiwan Ltd.
No. 458-18,Sec 2,Fenliao.,Linkou Dist.,New Taipei City 244, Taiwan(R.O.C.)
Tel:+886-2172-1000 Fax:+886-2172-1322

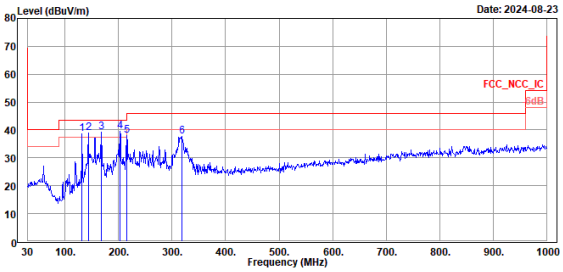

		Freq	Level	Read Level	Factor	Limit Line	Over Limit	APos	TPos	Remark	Pol/Phase	Note
		MHz	dBuV/m	dBuV	dB/m	dBuV/m	dB	cm	deg			
1	!	131.85	38.68	46.27	-7.59	43.50	-4.82	100	350	Peak	Horizontal	
2	!	143.49	39.07	45.39	-6.32	43.50	-4.43	100	350	Peak	Horizontal	
3	!	167.74	39.26	44.90	-5.64	43.50	-4.24	100	251	Peak	Horizontal	
4	!	202.66	39.50	47.96	-8.46	43.50	-4.00	100	72	Peak	Horizontal	
5	!	215.27	38.02	46.40	-8.38	43.50	-5.48	100	111	Peak	Horizontal	
6		318.09	37.63	42.53	-4.90	46.00	-8.37	100	266	Peak	Horizontal	

High Channel (Vertical)

TÜVRheinland

TUV Rheinland Taiwan Ltd.
No. 458-18,Sec 2,Fenliao.,Linkou Dist.,New Taipei City 244, Taiwan(R.O.C.)
Tel:+886-2172-1000 Fax:+886-2172-1322

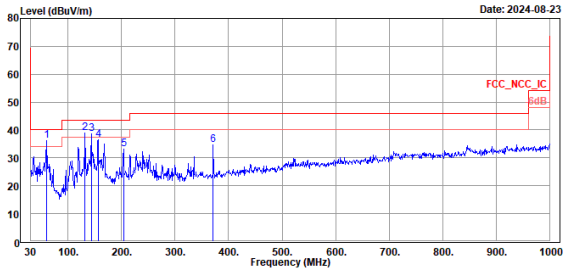

		Freq	Level	Read Level	Factor	Limit Line	Over Limit	APos	TPos	Remark	Pol/Phase	Note
		MHz	dBuV/m	dBuV	dB/m	dBuV/m	dB	cm	deg			
1	!	59.10	36.22	42.49	-6.27	40.00	-3.78	100	39	Peak	Vertical	
2	!	131.85	38.87	46.46	-7.59	43.50	-4.63	100	293	Peak	Vertical	
3	!	143.49	38.73	45.05	-6.32	43.50	-4.77	100	293	Peak	Vertical	
4		156.10	36.53	42.38	-5.85	43.50	-6.97	100	259	Peak	Vertical	
5		203.63	33.30	41.84	-8.54	43.50	-10.20	100	39	Peak	Vertical	
6		371.44	34.60	38.37	-3.77	46.00	-11.40	100	242	Peak	Vertical	

Spurious Emissions, Tx Mode, 1GHz ~ 26.5GHz

BLE_1M

Low Channel (Horizontal)

TÜVRheinland

TUV Rheinland Taiwan Ltd.
No. 458-18,Sec 2,Fenliao.,Linkou Dist.,New Taipei City 244, Taiwan(R.O.C.)
Tel:+886-2172-1000 Fax:+886-2172-1322

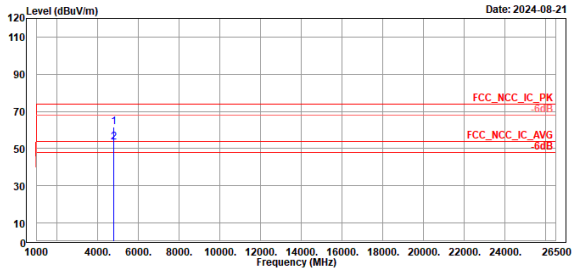

	Freq	Level	Read Level	Factor	Limit Line	Over Limit	APos	TPos	Remark	Pol/Phase	Note
	MHz	dBuV/m	dBuV	dB/m	dBuV/m	dB	cm	deg			
1	4804.00	61.80	70.03	-8.23	74.00	-12.20	271	166	Peak	Horizontal	
2 !	4804.00	53.56	61.79	-8.23	54.00	-0.44	271	166	Average	Horizontal	

Low Channel (Vertical)

TÜVRheinland

TUV Rheinland Taiwan Ltd.
No. 458-18,Sec 2,Fenliao.,Linkou Dist.,New Taipei City 244, Taiwan(R.O.C.)
Tel:+886-2172-1000 Fax:+886-2172-1322

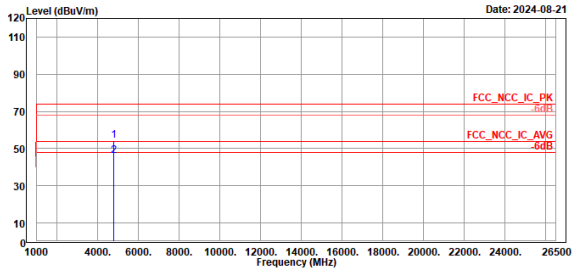

	Freq	Level	Read Level	Factor	Limit Line	Over Limit	APos	TPos	Remark	Pol/Phase	Note
	MHz	dBuV/m	dBuV	dB/m	dBuV/m	dB	cm	deg			
1	4804.00	54.38	62.61	-8.23	74.00	-19.62	317	303	Peak	Vertical	
2	4804.00	46.10	54.33	-8.23	54.00	-7.90	317	303	Average	Vertical	

BLE_1M

Middle Channel (Horizontal)

TÜVRheinland

TUV Rheinland Taiwan Ltd.
No. 458-18,Sec 2,Fenliao.,Linkou Dist.,New Taipei City 244, Taiwan(R.O.C.)
Tel:+886-2172-1000 Fax:+886-2172-1322

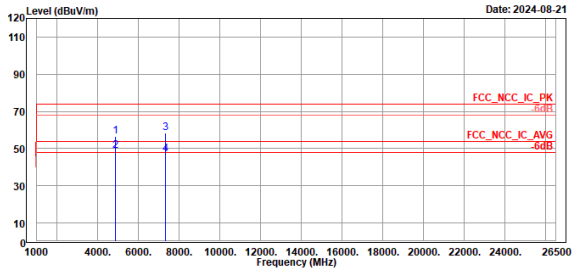

		Freq	Level	Read Level	Factor	Limit Line	Over Limit	APos	TPos	Remark	Pol/Phase	Note
		MHz	dBuV/m	dBuV	dB/m	dBuV/m	dB	cm	deg			
1		4880.00	56.36	64.51	-8.15	74.00	-17.64	140	155	Peak	Horizontal	
2	!	4880.00	48.77	56.92	-8.15	54.00	-5.23	140	155	Average	Horizontal	
3		7320.00	58.37	64.05	-5.68	74.00	-15.63	100	57	Peak	Horizontal	
4		7320.00	46.99	52.67	-5.68	54.00	-7.01	100	57	Average	Horizontal	

Middle Channel (Vertical)

TÜVRheinland

TUV Rheinland Taiwan Ltd.
No. 458-18,Sec 2,Fenliao.,Linkou Dist.,New Taipei City 244, Taiwan(R.O.C.)
Tel:+886-2172-1000 Fax:+886-2172-1322

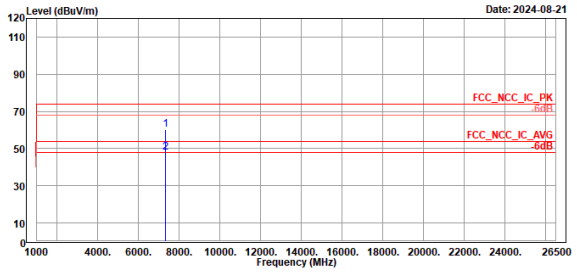

		Freq	Level	Read Level	Factor	Limit Line	Over Limit	APos	TPos	Remark	Pol/Phase	Note
		MHz	dBuV/m	dBuV	dB/m	dBuV/m	dB	cm	deg			
1		7320.00	60.34	66.02	-5.68	74.00	-13.66	100	300	Peak	Vertical	
2	!	7320.00	48.11	53.79	-5.68	54.00	-5.89	100	300	Average	Vertical	

BLE_1M

High Channel (Horizontal)

TÜV Rheinland Taiwan Ltd.
No. 458-18, Sec 2, Fenliao., Linkou Dist., New Taipei City 244, Taiwan(R.O.C.)
Tel:+886-2172-1000 Fax:+886-2172-1322

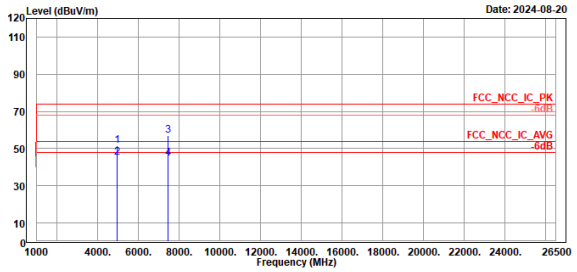

	Freq	Level	Read Level	Factor	Limit Line	Over Limit	APos	TPos	Remark	Pol/Phase	Note
	MHz	dBuV/m	dBuV	dB/m	dBuV/m	dB	cm	deg			
1	4960.00	51.56	59.58	-8.02	74.00	-22.44	100	141	Peak	Horizontal	
2	4960.00	45.34	53.36	-8.02	54.00	-8.66	100	141	Average	Horizontal	
3	7440.00	57.13	62.86	-5.73	74.00	-16.87	100	312	Peak	Horizontal	
4	7440.00	44.62	50.35	-5.73	54.00	-9.38	100	312	Average	Horizontal	

High Channel (Vertical)

TÜV Rheinland Taiwan Ltd.
No. 458-18, Sec 2, Fenliao., Linkou Dist., New Taipei City 244, Taiwan(R.O.C.)
Tel:+886-2172-1000 Fax:+886-2172-1322

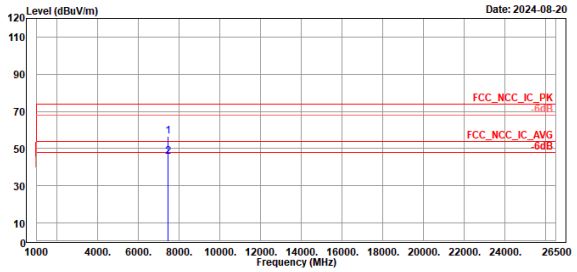

	Freq	Level	Read Level	Factor	Limit Line	Over Limit	APos	TPos	Remark	Pol/Phase	Note
	MHz	dBuV/m	dBuV	dB/m	dBuV/m	dB	cm	deg			
1	7440.00	56.61	62.34	-5.73	74.00	-17.39	100	297	Peak	Vertical	
2	7440.00	45.71	51.44	-5.73	54.00	-8.29	100	297	Average	Vertical	

BLE_2M

Low Channel (Horizontal)

TÜV Rheinland Taiwan Ltd.
No. 458-18,Sec 2,Fenliao.,Linkou Dist.,New Taipei City 244, Taiwan(R.O.C.)
Tel:+886-2172-1000 Fax:+886-2172-1322

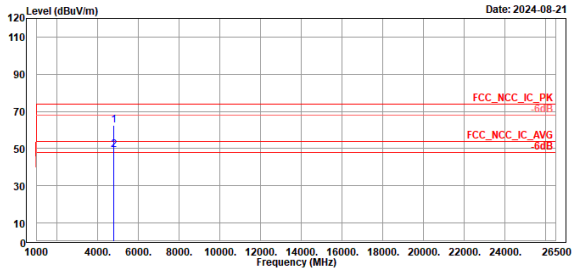

	Freq	Level	Read Level	Factor	Limit Line	Over Limit	APos	TPos	Remark	Pol/Phase	Note
	MHz	dBuV/m	dBuV	dB/m	dBuV/m	dB	cm	deg			
1	4804.00	62.47	70.70	-8.23	74.00	-11.53	270	154	Peak	Horizontal	
2 !	4804.00	49.47	57.70	-8.23	54.00	-4.53	270	154	Average	Horizontal	

Low Channel (Vertical)

TÜV Rheinland Taiwan Ltd.
No. 458-18,Sec 2,Fenliao.,Linkou Dist.,New Taipei City 244, Taiwan(R.O.C.)
Tel:+886-2172-1000 Fax:+886-2172-1322

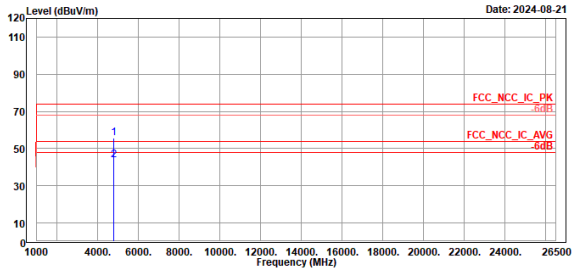

	Freq	Level	Read Level	Factor	Limit Line	Over Limit	APos	TPos	Remark	Pol/Phase	Note
	MHz	dBuV/m	dBuV	dB/m	dBuV/m	dB	cm	deg			
1	4804.00	55.55	63.78	-8.23	74.00	-18.45	342	301	Peak	Vertical	
2	4804.00	43.79	52.02	-8.23	54.00	-10.21	342	301	Average	Vertical	

BLE_2M

Middle Channel (Horizontal)

TÜVRheinland

TUV Rheinland Taiwan Ltd.
No. 458-18,Sec 2,Fenliao.,Linkou Dist.,New Taipei City 244, Taiwan(R.O.C.)
Tel:+886-2172-1000 Fax:+886-2172-1322

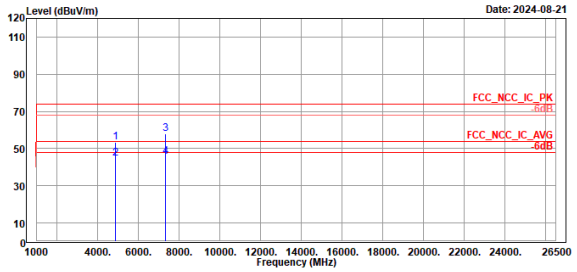

	Freq	Level	Read Level	Factor	Limit Line	Over Limit	APos	TPos	Remark	Pol/Phase	Note
	MHz	dBuV/m	dBuV	dB/m	dBuV/m	dB	cm	deg			
1	4880.00	53.44	61.59	-8.15	74.00	-20.56	325	19	Peak	Horizontal	
2	4880.00	44.72	52.87	-8.15	54.00	-9.28	325	19	Average	Horizontal	
3	7320.00	57.83	63.51	-5.68	74.00	-16.17	100	285	Peak	Horizontal	
4	7320.00	45.85	51.53	-5.68	54.00	-8.15	100	285	Average	Horizontal	

Middle Channel (Vertical)

TÜVRheinland

TUV Rheinland Taiwan Ltd.
No. 458-18,Sec 2,Fenliao.,Linkou Dist.,New Taipei City 244, Taiwan(R.O.C.)
Tel:+886-2172-1000 Fax:+886-2172-1322

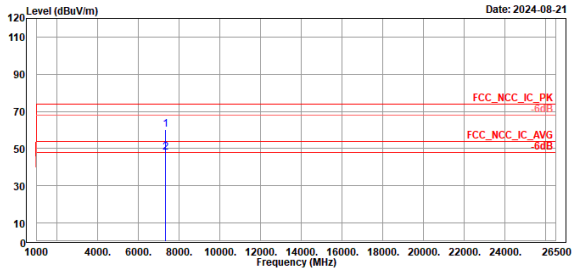

	Freq	Level	Read Level	Factor	Limit Line	Over Limit	APos	TPos	Remark	Pol/Phase	Note
	MHz	dBuV/m	dBuV	dB/m	dBuV/m	dB	cm	deg			
1	7320.00	60.17	65.85	-5.68	74.00	-13.83	100	299	Peak	Vertical	
2	7320.00	47.76	53.44	-5.68	54.00	-6.24	100	299	Average	Vertical	

BLE_2M

High Channel (Horizontal)

TÜV Rheinland Taiwan Ltd.
No. 458-18, Sec 2, Fenliao., Linkou Dist., New Taipei City 244, Taiwan(R.O.C.)
Tel:+886-2172-1000 Fax:+886-2172-1322

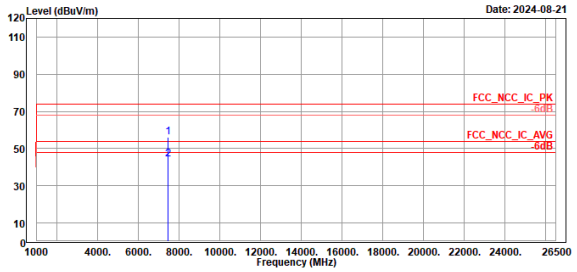

	Freq	Level	Read Level	Factor	Limit Line	Over Limit	APos	TPos	Remark	Pol/Phase	Note
	MHz	dBuV/m	dBuV	dB/m	dBuV/m	dB	cm	deg			
1	7440.00	56.23	61.96	-5.73	74.00	-17.77	100	304	Peak	Horizontal	
2	7440.00	44.44	50.17	-5.73	54.00	-9.56	100	304	Average	Horizontal	

High Channel (Vertical)

TÜV Rheinland Taiwan Ltd.
No. 458-18, Sec 2, Fenliao., Linkou Dist., New Taipei City 244, Taiwan(R.O.C.)
Tel:+886-2172-1000 Fax:+886-2172-1322

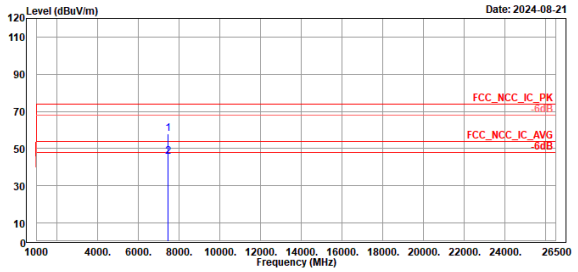

	Freq	Level	Read Level	Factor	Limit Line	Over Limit	APos	TPos	Remark	Pol/Phase	Note
	MHz	dBuV/m	dBuV	dB/m	dBuV/m	dB	cm	deg			
1	7440.00	57.80	63.53	-5.73	74.00	-16.20	100	300	Peak	Vertical	
2	7440.00	45.56	51.29	-5.73	54.00	-8.44	100	300	Average	Vertical	

Mains Conducted Emission, Tx Mode, 150kHz ~ 30MHz

Worst Band

(Line)

TUV Rheinland Taiwan Ltd.
No. 458-18,Sec 2,Fenliao.,Linkou Dist.,New Taipei City 244, Taiwan(R.O.C.)
Tel:+886-2172-1000 Fax:+886-2172-1322

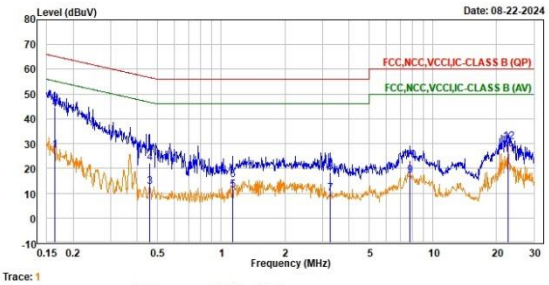

Trace: 1

	Freq	Level	Read Level	Factor	Limit Line	Over Limit	Remark	Pol/Phase	Note
	MHz	dBuV	dBuV	dB	dBuV	dB			
1	0.16	27.27	17.64	9.63	55.30	-28.03	Average	line1	
2	0.16	44.85	35.22	9.63	65.30	-20.45	QP	line1	
3	0.46	12.58	2.95	9.63	46.73	-34.15	Average	line1	
4	0.46	22.31	12.68	9.63	56.73	-34.42	QP	line1	
5	1.13	11.15	1.51	9.64	46.00	-34.85	Average	line1	
6	1.13	15.43	5.79	9.64	56.00	-40.57	QP	line1	
7	3.28	10.00	0.32	9.68	46.00	-36.00	Average	line1	
8	3.28	18.33	8.65	9.68	56.00	-37.67	QP	line1	
9	7.81	16.91	7.17	9.74	50.00	-33.09	Average	line1	
10	7.81	23.35	13.61	9.74	60.00	-36.65	QP	line1	
11	22.69	25.62	15.87	9.75	50.00	-24.38	Average	line1	
12	22.69	30.72	20.97	9.75	60.00	-29.28	QP	line1	

(Neutral)

TUV Rheinland Taiwan Ltd.
No. 458-18,Sec 2,Fenliao.,Linkou Dist.,New Taipei City 244, Taiwan(R.O.C.)
Tel:+886-2172-1000 Fax:+886-2172-1322

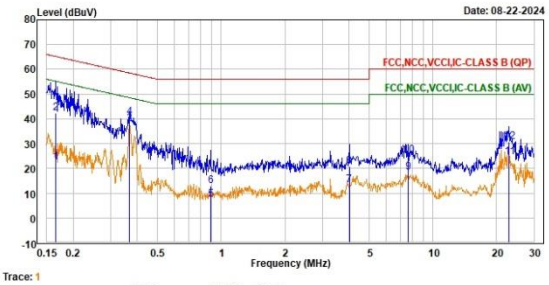

Trace: 1

	Freq	Level	Read Level	Factor	Limit Line	Over Limit	Remark	Pol/Phase	Note
	MHz	dBuV	dBuV	dB	dBuV	dB			
1	0.16	22.50	12.87	9.63	55.21	-32.71	Average	neutral	
2	0.16	42.27	32.64	9.63	65.21	-22.94	QP	neutral	
3	0.37	38.06	28.43	9.63	48.51	-10.45	Average	neutral	
4	0.37	40.49	30.86	9.63	58.51	-18.02	QP	neutral	
5	0.89	7.59	-2.05	9.64	46.00	-38.41	Average	neutral	
6	0.89	12.89	3.25	9.64	56.00	-43.11	QP	neutral	
7	4.02	13.17	3.48	9.69	46.00	-32.83	Average	neutral	
8	4.02	20.80	11.11	9.69	56.00	-35.20	QP	neutral	
9	7.66	18.28	8.52	9.76	50.00	-31.72	Average	neutral	
10	7.66	25.35	15.59	9.76	60.00	-34.65	QP	neutral	
11	22.92	24.61	14.75	9.86	50.00	-25.39	Average	neutral	
12	22.92	30.74	20.88	9.86	60.00	-29.26	QP	neutral	

ANTX100P011B24003
Band Edges, 2.31GHz ~ 2.5GHz

BLE_1M

Low Channel (Horizontal) Peak

TUV Rheinland Taiwan Ltd.
No. 458-18, Sec 2, Fenliao., Linkou Dist., New Taipei City 244, Taiwan(R.O.C.)
Tel:+886-2172-1000 Fax:+886-2172-1322

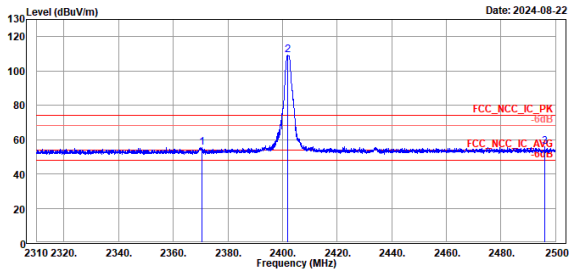

	Freq	Level	Read Level	Factor	Limit Line	Over Limit	APos	TPos	Remark	Pol/Phase	Note
	MHz	dBuV/m	dBuV	dB/m	dBuV/m	dB	cm	deg			
1	2370.42	55.41	17.45	37.96	74.00	-18.59	333	18	Peak	Horizontal	
2 *	2402.00	109.00	70.93	38.07	74.00	35.00	333	18	Peak	Horizontal	
3	2496.06	56.01	17.73	38.28	74.00	-17.99	333	18	Peak	Horizontal	

Low Channel (Vertical) Peak

TUV Rheinland Taiwan Ltd.
No. 458-18, Sec 2, Fenliao., Linkou Dist., New Taipei City 244, Taiwan(R.O.C.)
Tel:+886-2172-1000 Fax:+886-2172-1322

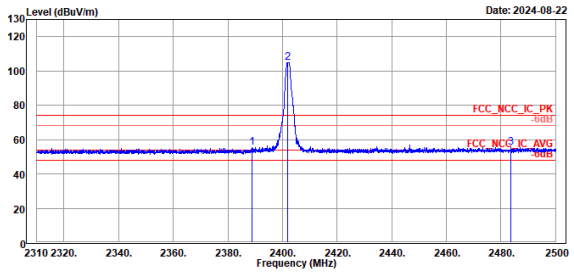

	Freq	Level	Read Level	Factor	Limit Line	Over Limit	APos	TPos	Remark	Pol/Phase	Note
	MHz	dBuV/m	dBuV	dB/m	dBuV/m	dB	cm	deg			
1	2388.99	55.27	17.25	38.02	74.00	-18.73	330	122	Peak	Vertical	
2 *	2402.00	104.80	66.73	38.07	74.00	30.80	330	122	Peak	Vertical	
3	2483.76	55.15	16.87	38.28	74.00	-18.85	330	122	Peak	Vertical	

BLE_1M

Low Channel (Horizontal) Average

TÜVRheinland

TUV Rheinland Taiwan Ltd.
No. 458-18,Sec 2,Fenliao.,Linkou Dist.,New Taipei City 244, Taiwan(R.O.C.)
Tel:+886-2172-1000 Fax:+886-2172-1322

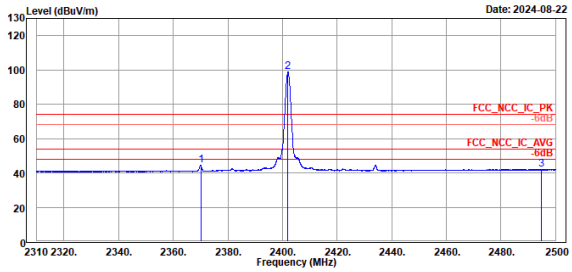

	Freq	Level	Read Level	Factor	Limit Line	Over Limit	APos	TPos	Remark	Pol/Phase	Note
	MHz	dBuV/m	dBuV	dB/m	dBuV/m	dB	cm	deg			
1	2370.09	44.57	6.61	37.96	54.00	-9.43	333	18	Average	Horizontal	
2 *	2402.00	98.70	60.63	38.07	54.00	44.70	333	18	Average	Horizontal	
3	2494.92	42.16	3.89	38.27	54.00	-11.84	333	18	Average	Horizontal	

Low Channel (Vertical) Average

TÜVRheinland

TUV Rheinland Taiwan Ltd.
No. 458-18,Sec 2,Fenliao.,Linkou Dist.,New Taipei City 244, Taiwan(R.O.C.)
Tel:+886-2172-1000 Fax:+886-2172-1322

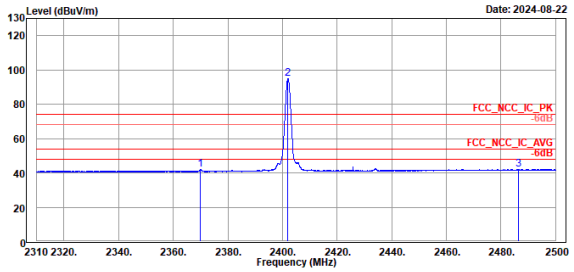

	Freq	Level	Read Level	Factor	Limit Line	Over Limit	APos	TPos	Remark	Pol/Phase	Note
	MHz	dBuV/m	dBuV	dB/m	dBuV/m	dB	cm	deg			
1	2369.95	42.04	4.08	37.96	54.00	-11.96	330	122	Average	Vertical	
2 *	2402.00	95.03	56.96	38.07	54.00	41.03	330	122	Average	Vertical	
3	2486.37	42.03	3.75	38.28	54.00	-11.97	330	122	Average	Vertical	

BLE_1M

Middle Channel (Horizontal) Peak

TÜVRheinland

TUV Rheinland Taiwan Ltd.
No. 458-18, Sec 2, Fenliao., Linkou Dist., New Taipei City 244, Taiwan(R.O.C.)
Tel:+886-2172-1000 Fax:+886-2172-1322

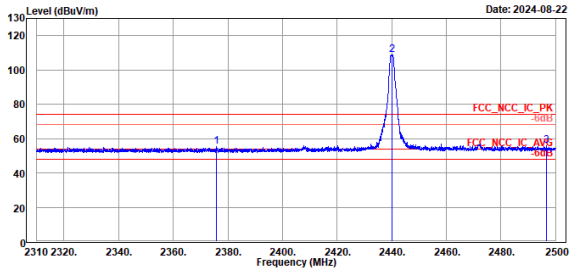

	Freq	Level	Read Level	Factor	Limit Line	Over Limit	APos	TPos	Remark	Pol/Phase	Note
	MHz	dBuV/m	dBuV	dB/m	dBuV/m	dB	cm	deg			
1	2375.74	55.21	17.23	37.98	74.00	-18.79	321	22	Peak	Horizontal	
2 *	2440.00	108.63	70.37	38.26	74.00	34.63	321	22	Peak	Horizontal	
3	2496.63	55.62	17.34	38.28	74.00	-18.38	321	22	Peak	Horizontal	

Middle Channel (Vertical) Peak

TÜVRheinland

TUV Rheinland Taiwan Ltd.
No. 458-18, Sec 2, Fenliao., Linkou Dist., New Taipei City 244, Taiwan(R.O.C.)
Tel:+886-2172-1000 Fax:+886-2172-1322

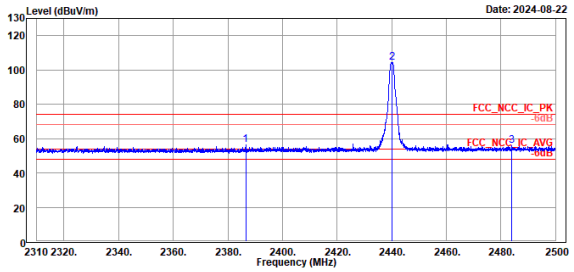

	Freq	Level	Read Level	Factor	Limit Line	Over Limit	APos	TPos	Remark	Pol/Phase	Note
	MHz	dBuV/m	dBuV	dB/m	dBuV/m	dB	cm	deg			
1	2386.52	56.57	18.56	38.01	74.00	-17.43	324	158	Peak	Vertical	
2 *	2440.00	104.13	65.87	38.26	74.00	30.13	324	158	Peak	Vertical	
3	2484.04	55.69	17.41	38.28	74.00	-18.31	324	158	Peak	Vertical	

BLE_1M

Middle Channel (Horizontal) Average

TÜVRheinland

TUV Rheinland Taiwan Ltd.
No. 458-18,Sec 2,Fenliao.,Linkou Dist.,New Taipei City 244, Taiwan(R.O.C.)
Tel:+886-2172-1000 Fax:+886-2172-1322

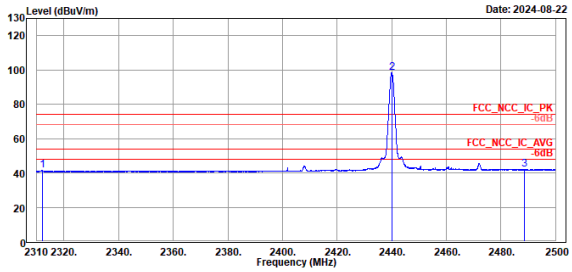

	Freq	Level	Read Level	Factor	Limit Line	Over Limit	APos	TPos	Remark	Pol/Phase	Note
	MHz	dBuV/m	dBuV	dB/m	dBuV/m	dB	cm	deg			
1	2312.04	41.58	3.87	37.71	54.00	-12.42	321	22	Average	Horizontal	
2 *	2440.00	98.41	60.15	38.26	54.00	44.41	321	22	Average	Horizontal	
3	2488.65	42.11	3.83	38.28	54.00	-11.89	321	22	Average	Horizontal	

Middle Channel (Vertical) Average

TÜVRheinland

TUV Rheinland Taiwan Ltd.
No. 458-18,Sec 2,Fenliao.,Linkou Dist.,New Taipei City 244, Taiwan(R.O.C.)
Tel:+886-2172-1000 Fax:+886-2172-1322

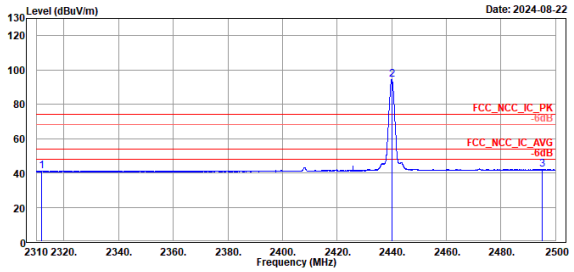

	Freq	Level	Read Level	Factor	Limit Line	Over Limit	APos	TPos	Remark	Pol/Phase	Note
	MHz	dBuV/m	dBuV	dB/m	dBuV/m	dB	cm	deg			
1	2311.90	41.15	3.44	37.71	54.00	-12.85	324	158	Average	Vertical	
2 *	2440.00	94.52	56.26	38.26	54.00	40.52	324	158	Average	Vertical	
3	2495.25	41.98	3.71	38.27	54.00	-12.02	324	158	Average	Vertical	

BLE_1M

High Channel (Horizontal) Peak

TUV Rheinland Taiwan Ltd.
No. 458-18, Sec 2, Fenliao., Linkou Dist., New Taipei City 244, Taiwan(R.O.C.)
Tel:+886-2172-1000 Fax:+886-2172-1322

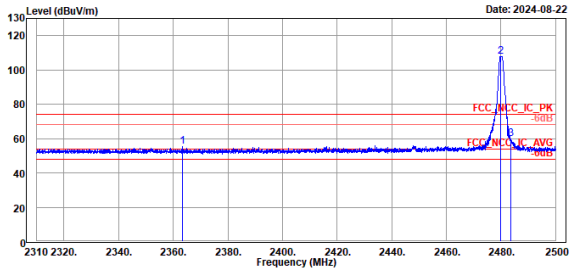

	Freq	Level	Read Level	Factor	Limit Line	Over Limit	APos	TPos	Remark	Pol/Phase	Note
	MHz	dBuV/m	dBuV	dB/m	dBuV/m	dB	cm	deg			
1	2363.34	55.39	17.45	37.94	74.00	-18.61	319	24	Peak	Horizontal	
2 *	2480.00	107.78	69.49	38.29	74.00	33.78	319	24	Peak	Horizontal	
3	2483.61	59.98	21.70	38.28	74.00	-14.02	319	24	Peak	Horizontal	

High Channel (Vertical) Peak

TUV Rheinland Taiwan Ltd.
No. 458-18, Sec 2, Fenliao., Linkou Dist., New Taipei City 244, Taiwan(R.O.C.)
Tel:+886-2172-1000 Fax:+886-2172-1322

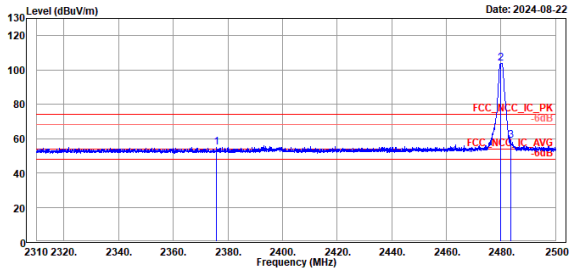

	Freq	Level	Read Level	Factor	Limit Line	Over Limit	APos	TPos	Remark	Pol/Phase	Note
	MHz	dBuV/m	dBuV	dB/m	dBuV/m	dB	cm	deg			
1	2375.79	55.11	17.13	37.98	74.00	-18.89	313	154	Peak	Vertical	
2 *	2480.00	103.68	65.39	38.29	74.00	29.68	313	154	Peak	Vertical	
3	2483.71	58.60	20.32	38.28	74.00	-15.40	313	154	Peak	Vertical	

BLE_1M

High Channel (Horizontal) Average

TÜVRheinland

TUV Rheinland Taiwan Ltd.
No. 458-18,Sec 2,Fenliao.,Linkou Dist.,New Taipei City 244, Taiwan(R.O.C.)
Tel:+886-2172-1000 Fax:+886-2172-1322

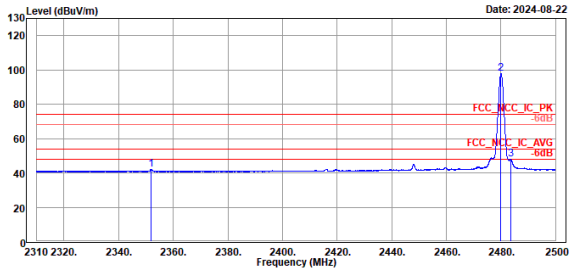

		Freq	Level	Read Level	Factor	Limit Line	Over Limit	APos	TPos	Remark	Pol/Phase	Note
		MHz	dBuV/m	dBuV	dB/m	dBuV/m	dB	cm	deg			
1		2351.99	42.10	4.20	37.90	54.00	-11.90	319	24	Average	Horizontal	
2	*	2480.00	97.72	59.43	38.29	54.00	43.72	319	24	Average	Horizontal	
3	!	2483.61	48.01	9.73	38.28	54.00	-5.99	319	24	Average	Horizontal	

High Channel (Vertical) Average

TÜVRheinland

TUV Rheinland Taiwan Ltd.
No. 458-18,Sec 2,Fenliao.,Linkou Dist.,New Taipei City 244, Taiwan(R.O.C.)
Tel:+886-2172-1000 Fax:+886-2172-1322

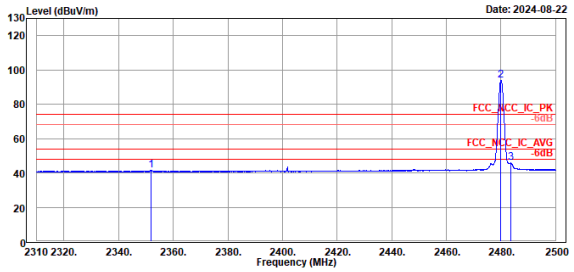

		Freq	Level	Read Level	Factor	Limit Line	Over Limit	APos	TPos	Remark	Pol/Phase	Note
		MHz	dBuV/m	dBuV	dB/m	dBuV/m	dB	cm	deg			
1		2351.85	41.71	3.81	37.90	54.00	-12.29	313	154	Average	Vertical	
2	*	2480.00	94.16	55.87	38.29	54.00	40.16	313	154	Average	Vertical	
3		2483.61	46.14	7.86	38.28	54.00	-7.86	313	154	Average	Vertical	

BLE_2M

Low Channel (Horizontal) Peak

TÜVRheinland

TUV Rheinland Taiwan Ltd.
No. 458-18,Sec 2,Fenliao.,Linkou Dist.,New Taipei City 244, Taiwan(R.O.C.)
Tel:+886-2172-1000 Fax:+886-2172-1322

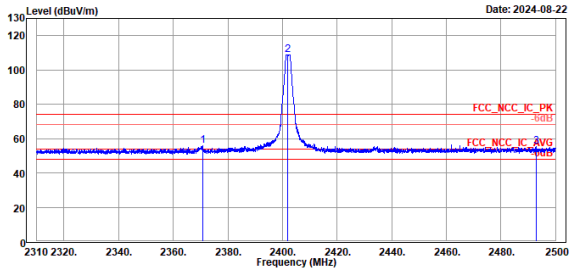

	Freq	Level	Read Level	Factor	Limit Line	Over Limit	APos	TPos	Remark	Pol/Phase	Note
	MHz	dBuV/m	dBuV	dB/m	dBuV/m	dB	cm	deg			
1	2370.75	55.84	17.88	37.96	74.00	-18.16	301	26	Peak	Horizontal	
2 *	2402.00	108.93	70.86	38.07	74.00	34.93	301	26	Peak	Horizontal	
3	2492.88	55.34	17.07	38.27	74.00	-18.66	301	26	Peak	Horizontal	

Low Channel (Vertical) Peak

TÜVRheinland

TUV Rheinland Taiwan Ltd.
No. 458-18,Sec 2,Fenliao.,Linkou Dist.,New Taipei City 244, Taiwan(R.O.C.)
Tel:+886-2172-1000 Fax:+886-2172-1322

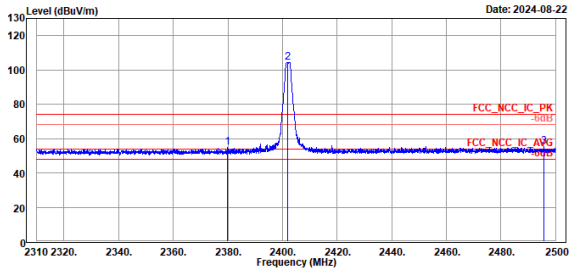

	Freq	Level	Read Level	Factor	Limit Line	Over Limit	APos	TPos	Remark	Pol/Phase	Note
	MHz	dBuV/m	dBuV	dB/m	dBuV/m	dB	cm	deg			
1	2379.97	54.91	16.92	37.99	74.00	-19.09	329	118	Peak	Vertical	
2 *	2402.00	104.51	66.44	38.07	74.00	30.51	329	118	Peak	Vertical	
3	2495.63	55.17	16.89	38.28	74.00	-18.83	329	118	Peak	Vertical	

BLE_2M

Low Channel (Horizontal) Average

TÜVRheinland

TUV Rheinland Taiwan Ltd.
No. 458-18, Sec 2, Fenliao., Linkou Dist., New Taipei City 244, Taiwan(R.O.C.)
Tel:+886-2172-1000 Fax:+886-2172-1322

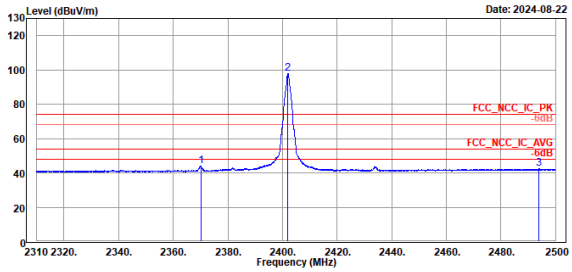

	Freq	Level	Read Level	Factor	Limit Line	Over Limit	APos	TPos	Remark	Pol/Phase	Note
	MHz	dBuV/m	dBuV	dB/m	dBuV/m	dB	cm	deg			
1	2370.09	44.10	6.14	37.96	54.00	-9.90	301	26	Average	Horizontal	
2 *	2402.00	97.90	59.83	38.07	54.00	43.90	301	26	Average	Horizontal	
3	2493.97	42.31	4.04	38.27	54.00	-11.69	301	26	Average	Horizontal	

Low Channel (Vertical) Average

TÜVRheinland

TUV Rheinland Taiwan Ltd.
No. 458-18, Sec 2, Fenliao., Linkou Dist., New Taipei City 244, Taiwan(R.O.C.)
Tel:+886-2172-1000 Fax:+886-2172-1322

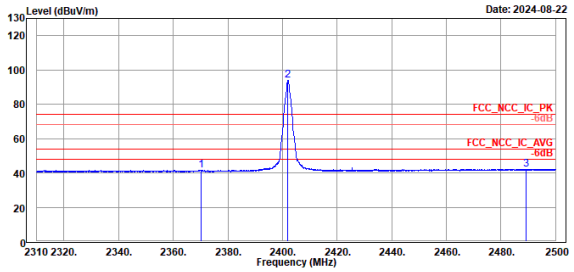

	Freq	Level	Read Level	Factor	Limit Line	Over Limit	APos	TPos	Remark	Pol/Phase	Note
	MHz	dBuV/m	dBuV	dB/m	dBuV/m	dB	cm	deg			
1	2370.28	41.73	3.77	37.96	54.00	-12.27	329	118	Average	Vertical	
2 *	2402.00	94.02	55.95	38.07	54.00	40.02	329	118	Average	Vertical	
3	2489.22	42.13	3.85	38.28	54.00	-11.87	329	118	Average	Vertical	

BLE_2M

Middle Channel (Horizontal) Peak

TÜVRheinland

TUV Rheinland Taiwan Ltd.
No. 458-18,Sec 2,Fenliao.,Linkou Dist.,New Taipei City 244, Taiwan(R.O.C.)
Tel:+886-2172-1000 Fax:+886-2172-1322

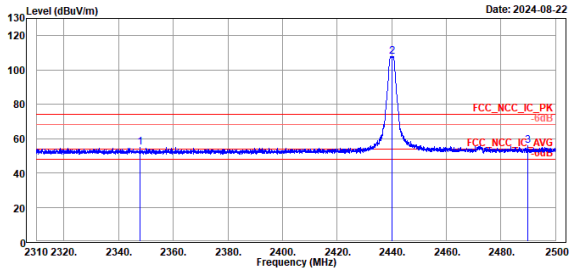

	Freq	Level	Read Level	Factor	Limit Line	Over Limit	APos	TPos	Remark	Pol/Phase	Note
	MHz	dBuV/m	dBuV	dB/m	dBuV/m	dB	cm	deg			
1	2347.86	54.91	17.02	37.89	74.00	-19.09	355	31	Peak	Horizontal	
2 *	2440.00	107.82	69.56	38.26	74.00	33.82	355	31	Peak	Horizontal	
3	2489.69	55.64	17.36	38.28	74.00	-18.36	355	31	Peak	Horizontal	

Middle Channel (Vertical) Peak

TÜVRheinland

TUV Rheinland Taiwan Ltd.
No. 458-18,Sec 2,Fenliao.,Linkou Dist.,New Taipei City 244, Taiwan(R.O.C.)
Tel:+886-2172-1000 Fax:+886-2172-1322

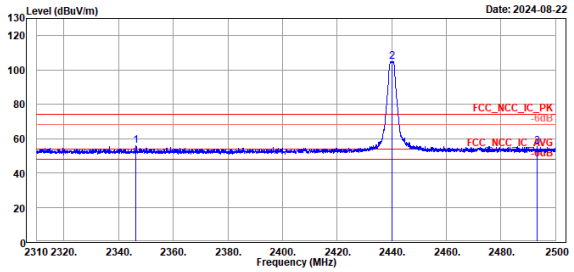

	Freq	Level	Read Level	Factor	Limit Line	Over Limit	APos	TPos	Remark	Pol/Phase	Note
	MHz	dBuV/m	dBuV	dB/m	dBuV/m	dB	cm	deg			
1	2346.43	55.91	18.03	37.88	74.00	-18.09	356	262	Peak	Vertical	
2 *	2440.00	104.99	66.73	38.26	74.00	30.99	356	262	Peak	Vertical	
3	2493.16	55.20	16.93	38.27	74.00	-18.80	356	262	Peak	Vertical	

BLE_2M

Middle Channel (Horizontal) Average

TÜVRheinland

TUV Rheinland Taiwan Ltd.
No. 458-18,Sec 2,Fenliao.,Linkou Dist.,New Taipei City 244, Taiwan(R.O.C.)
Tel:+886-2172-1000 Fax:+886-2172-1322

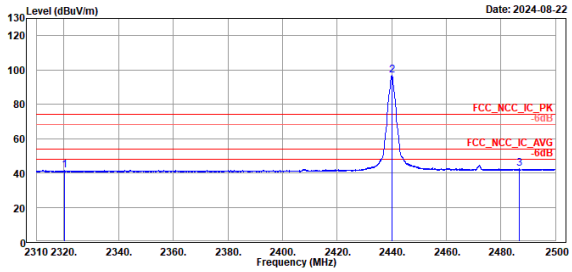

	Freq	Level	Read Level	Factor	Limit Line	Over Limit	APos	TPos	Remark	Pol/Phase	Note
	MHz	dBuV/m	dBuV	dB/m	dBuV/m	dB	cm	deg			
1	2320.21	41.53	3.78	37.75	54.00	-12.47	355	31	Average	Horizontal	
2 *	2440.00	96.85	58.59	38.26	54.00	42.85	355	31	Average	Horizontal	
3	2486.70	42.36	4.08	38.28	54.00	-11.64	355	31	Average	Horizontal	

Middle Channel (Vertical) Average

TÜVRheinland

TUV Rheinland Taiwan Ltd.
No. 458-18,Sec 2,Fenliao.,Linkou Dist.,New Taipei City 244, Taiwan(R.O.C.)
Tel:+886-2172-1000 Fax:+886-2172-1322

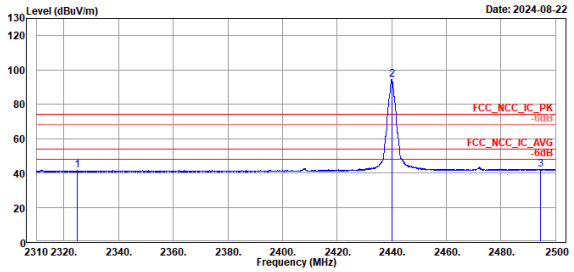

	Freq	Level	Read Level	Factor	Limit Line	Over Limit	APos	TPos	Remark	Pol/Phase	Note
	MHz	dBuV/m	dBuV	dB/m	dBuV/m	dB	cm	deg			
1	2324.77	41.46	3.69	37.77	54.00	-12.54	356	262	Average	Vertical	
2 *	2440.00	94.44	56.18	38.26	54.00	40.44	356	262	Average	Vertical	
3	2494.35	42.26	3.99	38.27	54.00	-11.74	356	262	Average	Vertical	

BLE_2M

High Channel (Horizontal) Peak

TUV Rheinland Taiwan Ltd.
No. 458-18,Sec 2,Fenliao.,Linkou Dist.,New Taipei City 244, Taiwan(R.O.C.)
Tel:+886-2172-1000 Fax:+886-2172-1322

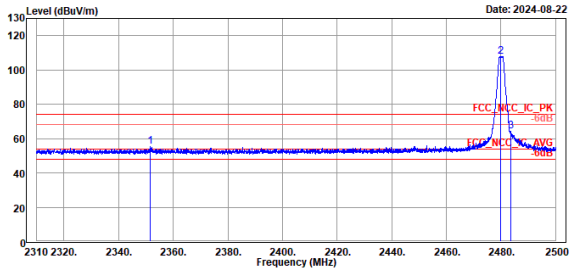

	Freq	Level	Read Level	Factor	Limit Line	Over Limit	APos	TPos	Remark	Pol/Phase	Note
	MHz	dBuV/m	dBuV	dB/m	dBuV/m	dB	cm	deg			
1	2351.56	55.23	17.33	37.90	74.00	-18.77	387	357	Peak	Horizontal	
2 *	2480.00	107.68	69.39	38.29	74.00	33.68	387	357	Peak	Horizontal	
3	2483.57	64.02	25.74	38.28	74.00	-9.98	387	357	Peak	Horizontal	

High Channel (Vertical) Peak

TUV Rheinland Taiwan Ltd.
No. 458-18,Sec 2,Fenliao.,Linkou Dist.,New Taipei City 244, Taiwan(R.O.C.)
Tel:+886-2172-1000 Fax:+886-2172-1322

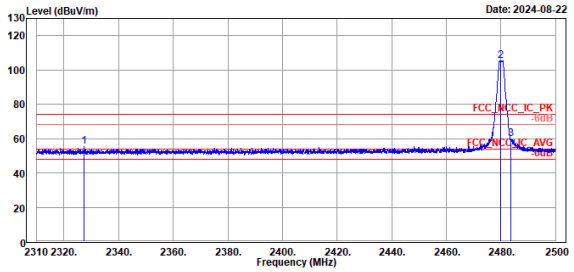

	Freq	Level	Read Level	Factor	Limit Line	Over Limit	APos	TPos	Remark	Pol/Phase	Note
	MHz	dBuV/m	dBuV	dB/m	dBuV/m	dB	cm	deg			
1	2327.39	55.21	17.43	37.78	74.00	-18.79	388	111	Peak	Vertical	
2 *	2480.00	105.23	66.94	38.29	74.00	31.23	388	111	Peak	Vertical	
3	2483.76	59.71	21.43	38.28	74.00	-14.29	388	111	Peak	Vertical	

BLE_2M

High Channel (Horizontal) Average

TUV Rheinland Taiwan Ltd.
No. 458-18, Sec 2, Fenliao., Linkou Dist., New Taipei City 244, Taiwan(R.O.C.)
Tel:+886-2172-1000 Fax:+886-2172-1322

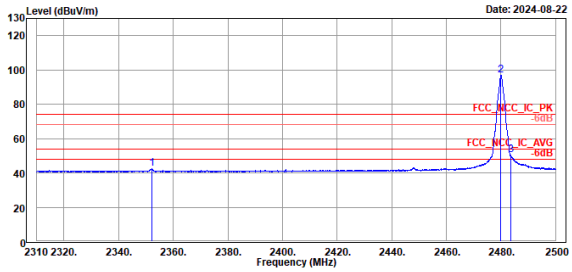

	Freq	Level	Read Level	Factor	Limit Line	Over Limit	APos	TPos	Remark	Pol/Phase	Note
	MHz	dBuV/m	dBuV	dB/m	dBuV/m	dB	cm	deg			
1	2352.32	42.27	4.37	37.90	54.00	-11.73	387	357	Average	Horizontal	
2 *	2480.00	96.85	58.56	38.29	54.00	42.85	387	357	Average	Horizontal	
3 !	2483.52	50.23	11.95	38.28	54.00	-3.77	387	357	Average	Horizontal	

High Channel (Vertical) Average

TUV Rheinland Taiwan Ltd.
No. 458-18, Sec 2, Fenliao., Linkou Dist., New Taipei City 244, Taiwan(R.O.C.)
Tel:+886-2172-1000 Fax:+886-2172-1322

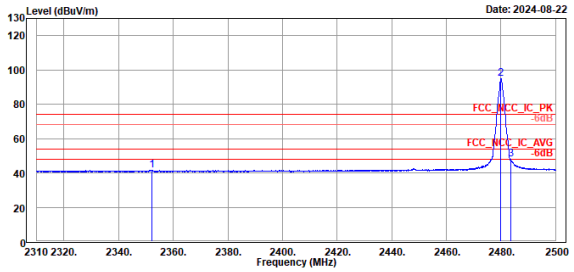

	Freq	Level	Read Level	Factor	Limit Line	Over Limit	APos	TPos	Remark	Pol/Phase	Note
	MHz	dBuV/m	dBuV	dB/m	dBuV/m	dB	cm	deg			
1	2352.09	41.67	3.77	37.90	54.00	-12.33	388	111	Average	Vertical	
2 *	2480.00	94.73	56.44	38.29	54.00	40.73	388	111	Average	Vertical	
3	2483.50	47.92	9.64	38.28	54.00	-6.08	388	111	Average	Vertical	

Spurious Emissions, Tx Mode, 9kHz ~ 30MHz

BLE_2M

High Channel (Open) 9kHz~150kHz

TÜVRheinland

TUV Rheinland Taiwan Ltd.
No. 458-18,Sec 2,Fenliao.,Linkou Dist.,New Taipei City 244, Taiwan(R.O.C.)
Tel:+886-2172-1000 Fax:+886-2172-1322

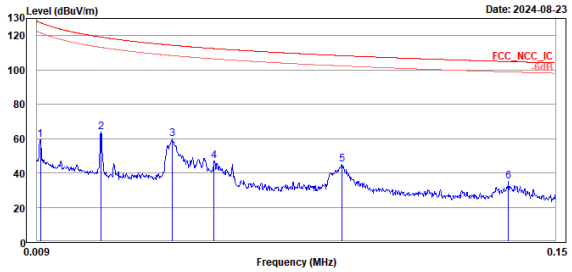

	Freq	Level	Read Level	Factor	Limit Line	Over Limit	APos	TPos	Remark	Pol/Phase	Note
	MHz	dBuV/m	dBuV	dB/m	dBuV/m	dB	cm	deg			
1	0.01	59.26	40.95	18.31	127.60	-68.34	100	232	Peak	Open	
2	0.03	63.96	44.15	19.81	119.13	-55.17	100	136	Peak	Open	
3	0.05	60.01	40.49	19.52	114.38	-54.37	100	247	Peak	Open	
4	0.06	46.92	27.91	19.01	112.44	-65.52	100	228	Peak	Open	
5	0.09	44.78	26.18	18.60	108.33	-63.55	100	247	Peak	Open	
6	0.14	34.95	16.20	18.75	104.85	-69.90	100	198	Peak	Open	

High Channel (Open) 150kHz~30MHz

TÜVRheinland

TUV Rheinland Taiwan Ltd.
No. 458-18,Sec 2,Fenliao.,Linkou Dist.,New Taipei City 244, Taiwan(R.O.C.)
Tel:+886-2172-1000 Fax:+886-2172-1322

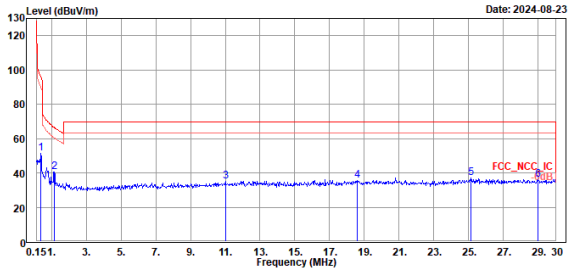

	Freq	Level	Read Level	Factor	Limit Line	Over Limit	APos	TPos	Remark	Pol/Phase	Note
	MHz	dBuV/m	dBuV	dB/m	dBuV/m	dB	cm	deg			
1	0.39	51.53	32.39	19.14	95.81	-44.28	100	206	Peak	Open	
2	1.16	40.70	21.62	19.08	66.28	-25.58	100	206	Peak	Open	
3	11.02	34.85	13.32	21.53	69.50	-34.65	100	325	Peak	Open	
4	18.60	35.61	13.01	22.60	69.50	-33.89	100	357	Peak	Open	
5	25.13	37.28	14.12	23.16	69.50	-32.22	100	189	Peak	Open	
6	28.99	36.01	12.87	23.14	69.50	-33.49	100	241	Peak	Open	

Spurious Emissions, Tx Mode, 30MHz ~ 1GHz

BLE_2M

High Channel (Horizontal)

TÜVRheinland

TUV Rheinland Taiwan Ltd.
No. 458-18,Sec 2,Fenliao.,Linkou Dist.,New Taipei City 244, Taiwan(R.O.C.)
Tel:+886-2172-1000 Fax:+886-2172-1322

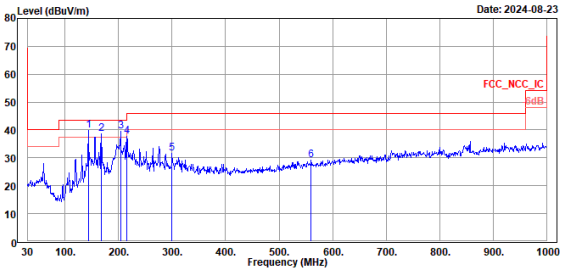

	Freq	Level	Read Level	Factor	Limit Line	Over Limit	APos	TPos	Remark	Pol/Phase	Note
	MHz	dBuV/m	dBuV	dB/m	dBuV/m	dB	cm	deg			
1 !	143.49	39.88	46.20	-6.32	43.50	-3.62	100	270	Peak	Horizontal	
2 !	167.74	38.60	44.24	-5.64	43.50	-4.90	100	266	Peak	Horizontal	
3 !	203.63	39.55	48.09	-8.54	43.50	-3.95	100	272	Peak	Horizontal	
4 !	215.27	37.61	45.99	-8.38	43.50	-5.89	100	91	Peak	Horizontal	
5	299.66	31.62	37.06	-5.44	46.00	-14.38	100	93	Peak	Horizontal	
6	559.62	29.08	29.11	-0.03	46.00	-16.92	100	189	Peak	Horizontal	

High Channel (Vertical)

TÜVRheinland

TUV Rheinland Taiwan Ltd.
No. 458-18,Sec 2,Fenliao.,Linkou Dist.,New Taipei City 244, Taiwan(R.O.C.)
Tel:+886-2172-1000 Fax:+886-2172-1322

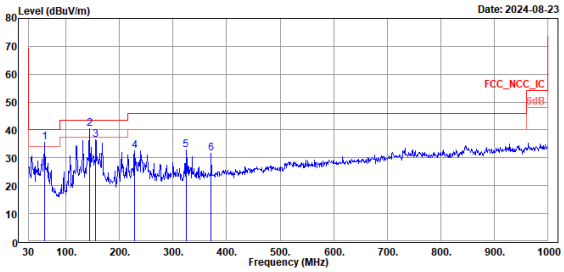

	Freq	Level	Read Level	Factor	Limit Line	Over Limit	APos	TPos	Remark	Pol/Phase	Note
	MHz	dBuV/m	dBuV	dB/m	dBuV/m	dB	cm	deg			
1 !	59.10	35.49	41.76	-6.27	40.00	-4.51	100	354	Peak	Vertical	
2 !	143.49	40.48	46.80	-6.32	43.50	-3.02	100	256	Peak	Vertical	
3	155.13	36.57	42.34	-5.77	43.50	-6.93	100	245	Peak	Vertical	
4	227.88	32.70	40.32	-7.62	46.00	-13.30	100	346	Peak	Vertical	
5	323.91	32.77	37.56	-4.79	46.00	-13.23	100	276	Peak	Vertical	
6	371.44	31.54	35.31	-3.77	46.00	-14.46	100	260	Peak	Vertical	

Spurious Emissions, Tx Mode, 1GHz ~ 26.5GHz

BLE_1M

Low Channel (Horizontal)

TÜVRheinland

TUV Rheinland Taiwan Ltd.
No. 458-18, Sec 2, Fenliao., Linkou Dist., New Taipei City 244, Taiwan(R.O.C.)
Tel:+886-2172-1000 Fax:+886-2172-1322

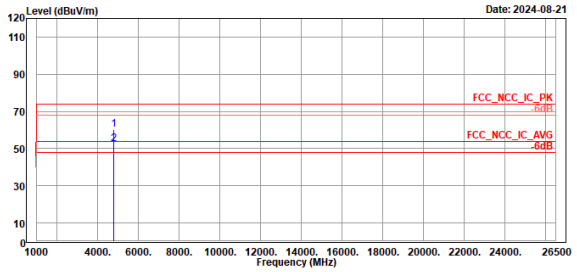

	Freq	Level	Read Level	Factor	Limit Line	Over Limit	APos	TPos	Remark	Pol/Phase	Note
	MHz	dBuV/m	dBuV	dB/m	dBuV/m	dB	cm	deg			
1	4804.00	60.17	68.40	-8.23	74.00	-13.83	319	4	Peak	Horizontal	
2 !	4804.00	52.32	60.55	-8.23	54.00	-1.68	319	4	Average	Horizontal	

Low Channel (Vertical)

TÜVRheinland

TUV Rheinland Taiwan Ltd.
No. 458-18, Sec 2, Fenliao., Linkou Dist., New Taipei City 244, Taiwan(R.O.C.)
Tel:+886-2172-1000 Fax:+886-2172-1322

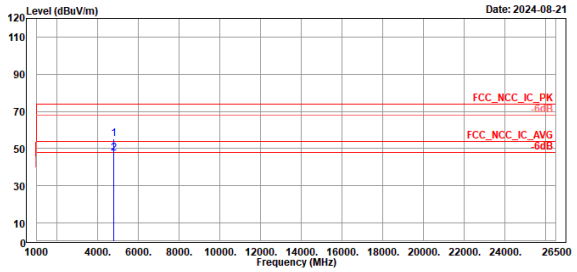

	Freq	Level	Read Level	Factor	Limit Line	Over Limit	APos	TPos	Remark	Pol/Phase	Note
	MHz	dBuV/m	dBuV	dB/m	dBuV/m	dB	cm	deg			
1	4804.00	55.09	63.32	-8.23	74.00	-18.91	102	314	Peak	Vertical	
2	4804.00	47.51	55.74	-8.23	54.00	-6.49	102	314	Average	Vertical	

BLE_1M

Middle Channel (Horizontal)

TÜVRheinland

TUV Rheinland Taiwan Ltd.
No. 458-18,Sec 2,Fenliao.,Linkou Dist.,New Taipei City 244, Taiwan(R.O.C.)
Tel:+886-2172-1000 Fax:+886-2172-1322

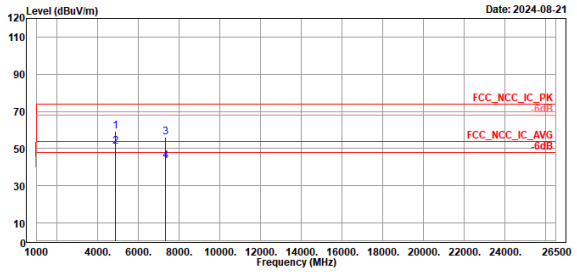

		Freq	Level	Read Level	Factor	Limit Line	Over Limit	APos	TPos	Remark	Pol/Phase	Note
		MHz	dBuV/m	dBuV	dB/m	dBuV/m	dB	cm	deg			
1		4880.00	59.18	67.33	-8.15	74.00	-14.82	276	354	Peak	Horizontal	
2	!	4880.00	50.97	59.12	-8.15	54.00	-3.03	276	354	Average	Horizontal	
3		7320.00	55.89	61.57	-5.68	74.00	-18.11	334	326	Peak	Horizontal	
4		7320.00	43.18	48.86	-5.68	54.00	-10.82	334	326	Average	Horizontal	

Middle Channel (Vertical)

TÜVRheinland

TUV Rheinland Taiwan Ltd.
No. 458-18,Sec 2,Fenliao.,Linkou Dist.,New Taipei City 244, Taiwan(R.O.C.)
Tel:+886-2172-1000 Fax:+886-2172-1322

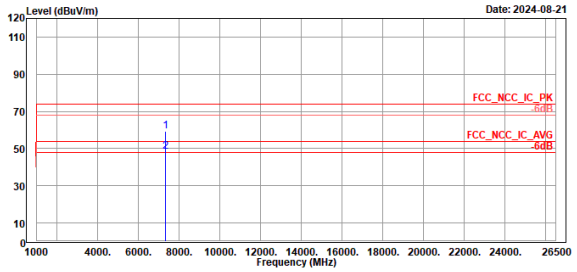

		Freq	Level	Read Level	Factor	Limit Line	Over Limit	APos	TPos	Remark	Pol/Phase	Note
		MHz	dBuV/m	dBuV	dB/m	dBuV/m	dB	cm	deg			
1		7320.00	59.32	65.00	-5.68	74.00	-14.68	100	299	Peak	Vertical	
2	!	7320.00	48.46	54.14	-5.68	54.00	-5.54	100	299	Average	Vertical	

BLE_1M

High Channel (Horizontal)

TÜV Rheinland Taiwan Ltd.
No. 458-18, Sec 2, Fenliao., Linkou Dist., New Taipei City 244, Taiwan(R.O.C.)
Tel:+886-2172-1000 Fax:+886-2172-1322

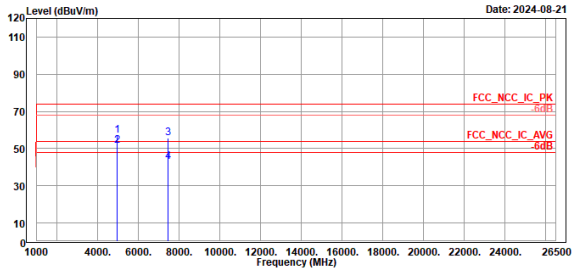

		Freq	Level	Read Level	Factor	Limit Line	Over Limit	APos	TPos	Remark	Pol/Phase	Note
		MHz	dBuV/m	dBuV	dB/m	dBuV/m	dB	cm	deg			
1		4960.00	57.21	65.23	-8.02	74.00	-16.79	302	12	Peak	Horizontal	
2	!	4960.00	51.37	59.39	-8.02	54.00	-2.63	302	12	Average	Horizontal	
3		7440.00	55.80	61.53	-5.73	74.00	-18.20	302	325	Peak	Horizontal	
4		7440.00	42.92	48.65	-5.73	54.00	-11.08	302	325	Average	Horizontal	

High Channel (Vertical)

TÜV Rheinland Taiwan Ltd.
No. 458-18, Sec 2, Fenliao., Linkou Dist., New Taipei City 244, Taiwan(R.O.C.)
Tel:+886-2172-1000 Fax:+886-2172-1322

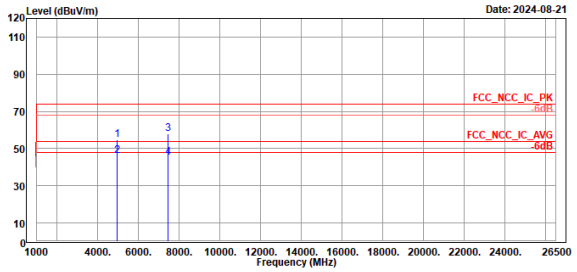

		Freq	Level	Read Level	Factor	Limit Line	Over Limit	APos	TPos	Remark	Pol/Phase	Note
		MHz	dBuV/m	dBuV	dB/m	dBuV/m	dB	cm	deg			
1		4960.00	54.72	62.74	-8.02	74.00	-19.28	100	282	Peak	Vertical	
2		4960.00	46.21	54.23	-8.02	54.00	-7.79	100	282	Average	Vertical	
3		7440.00	57.75	63.48	-5.73	74.00	-16.25	100	298	Peak	Vertical	
4		7440.00	45.23	50.96	-5.73	54.00	-8.77	100	298	Average	Vertical	

BLE_2M

Low Channel (Horizontal)

TÜVRheinland

TUV Rheinland Taiwan Ltd.
No. 458-18,Sec 2,Fenliao.,Linkou Dist.,New Taipei City 244, Taiwan(R.O.C.)
Tel:+886-2172-1000 Fax:+886-2172-1322

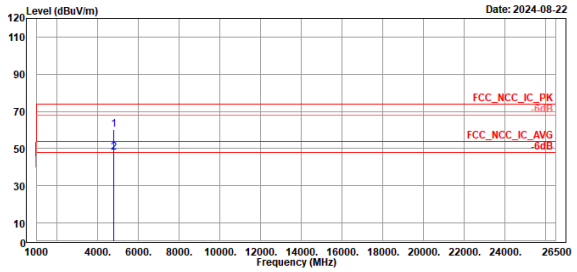

	Freq	Level	Read Level	Factor	Limit Line	Over Limit	APos	TPos	Remark	Pol/Phase	Note
	MHz	dBuV/m	dBuV	dB/m	dBuV/m	dB	cm	deg			
1	4804.00	60.36	68.59	-8.23	74.00	-13.64	319	4	Peak	Horizontal	
2 !	4804.00	48.06	56.29	-8.23	54.00	-5.94	319	4	Average	Horizontal	

Low Channel (Vertical)

TÜVRheinland

TUV Rheinland Taiwan Ltd.
No. 458-18,Sec 2,Fenliao.,Linkou Dist.,New Taipei City 244, Taiwan(R.O.C.)
Tel:+886-2172-1000 Fax:+886-2172-1322

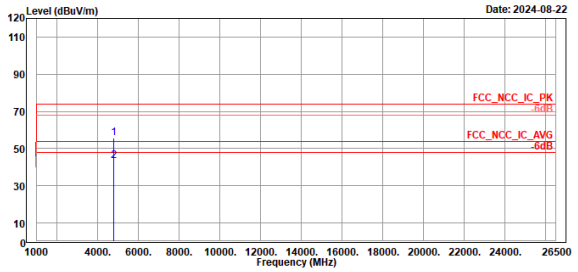

	Freq	Level	Read Level	Factor	Limit Line	Over Limit	APos	TPos	Remark	Pol/Phase	Note
	MHz	dBuV/m	dBuV	dB/m	dBuV/m	dB	cm	deg			
1	4804.00	55.55	63.78	-8.23	74.00	-18.45	102	314	Peak	Vertical	
2	4804.00	43.57	51.80	-8.23	54.00	-10.43	102	314	Average	Vertical	

BLE_2M

Middle Channel (Horizontal)

TÜVRheinland

TUV Rheinland Taiwan Ltd.
No. 458-18,Sec 2,Fenliao.,Linkou Dist.,New Taipei City 244, Taiwan(R.O.C.)
Tel:+886-2172-1000 Fax:+886-2172-1322

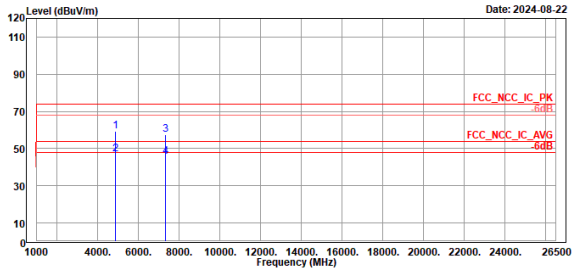

	Freq	Level	Read Level	Factor	Limit Line	Over Limit	APos	TPos	Remark	Pol/Phase	Note
	MHz	dBuV/m	dBuV	dB/m	dBuV/m	dB	cm	deg			
1	4880.00	59.46	67.61	-8.15	74.00	-14.54	309	354	Peak	Horizontal	
2	4880.00	47.14	55.29	-8.15	54.00	-6.86	309	354	Average	Horizontal	
3	7320.00	57.51	63.19	-5.68	74.00	-16.49	100	283	Peak	Horizontal	
4	7320.00	45.76	51.44	-5.68	54.00	-8.24	100	283	Average	Horizontal	

Middle Channel (Vertical)

TÜVRheinland

TUV Rheinland Taiwan Ltd.
No. 458-18,Sec 2,Fenliao.,Linkou Dist.,New Taipei City 244, Taiwan(R.O.C.)
Tel:+886-2172-1000 Fax:+886-2172-1322

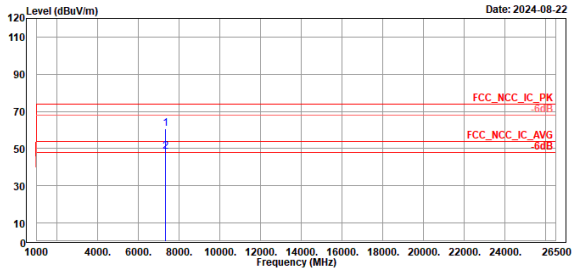

	Freq	Level	Read Level	Factor	Limit Line	Over Limit	APos	TPos	Remark	Pol/Phase	Note
	MHz	dBuV/m	dBuV	dB/m	dBuV/m	dB	cm	deg			
1	7320.00	60.74	66.42	-5.68	74.00	-13.26	102	298	Peak	Vertical	
2 !	7320.00	48.37	54.05	-5.68	54.00	-5.63	102	298	Average	Vertical	

BLE_2M

High Channel (Horizontal)

TÜVRheinland

TUV Rheinland Taiwan Ltd.
No. 458-18,Sec 2,Fenliao.,Linkou Dist.,New Taipei City 244, Taiwan(R.O.C.)
Tel:+886-2172-1000 Fax:+886-2172-1322

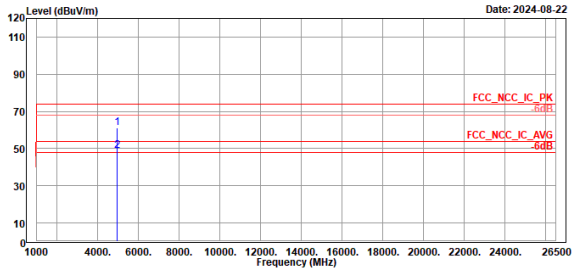

	Freq	Level	Read Level	Factor	Limit Line	Over Limit	APos	TPos	Remark	Pol/Phase	Note
	MHz	dBuV/m	dBuV	dB/m	dBuV/m	dB	cm	deg			
1	4960.00	61.00	69.02	-8.02	74.00	-13.00	302	162	Peak	Horizontal	
2 !	4960.00	48.99	57.01	-8.02	54.00	-5.01	302	162	Average	Horizontal	

High Channel (Vertical)

TÜVRheinland

TUV Rheinland Taiwan Ltd.
No. 458-18,Sec 2,Fenliao.,Linkou Dist.,New Taipei City 244, Taiwan(R.O.C.)
Tel:+886-2172-1000 Fax:+886-2172-1322

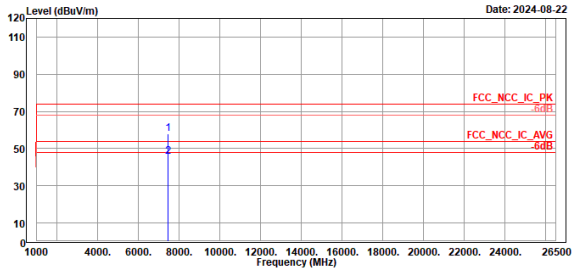

	Freq	Level	Read Level	Factor	Limit Line	Over Limit	APos	TPos	Remark	Pol/Phase	Note
	MHz	dBuV/m	dBuV	dB/m	dBuV/m	dB	cm	deg			
1	7440.00	57.89	63.62	-5.73	74.00	-16.11	100	298	Peak	Vertical	
2	7440.00	45.48	51.21	-5.73	54.00	-8.52	100	298	Average	Vertical	

Mains Conducted Emission, Tx Mode, 150kHz ~ 30MHz

Worst Band

(Line)

TUV Rheinland Taiwan Ltd.
No. 458-18,Sec 2,Fenliao.,Linkou Dist.,New Taipei City 244, Taiwan(R.O.C.)
Tel:+886-2172-1000 Fax:+886-2172-1322

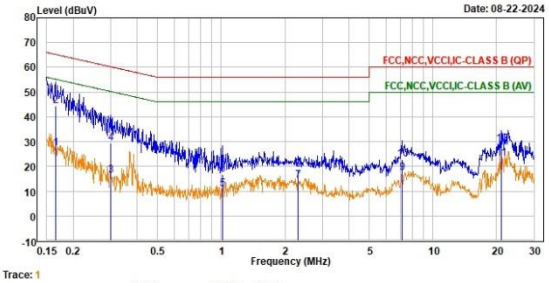

Trace: 1

	Freq	Level	Read Level	Factor	Limit Line	Over Limit	Remark	Pol/Phase	Note
	MHz	dBuV	dBuV	dB	dBuV	dB			
1	0.16	27.38	17.75	9.63	55.21	-27.83	Average	line1	
2	0.16	44.43	34.80	9.63	65.21	-20.78	QP	line1	
3	0.30	16.20	6.57	9.63	50.25	-34.05	Average	line1	
4	0.30	29.33	19.70	9.63	60.25	-30.92	QP	line1	
5	1.01	10.85	1.21	9.64	46.00	-35.15	Average	line1	
6	1.01	16.53	6.89	9.64	56.00	-39.47	QP	line1	
7	2.31	14.17	4.51	9.66	46.00	-31.83	Average	line1	
8	2.31	18.70	9.04	9.66	56.00	-37.30	QP	line1	
9	7.14	17.31	7.58	9.73	50.00	-32.69	Average	line1	
10	7.14	22.86	13.13	9.73	60.00	-37.14	QP	line1	
11	21.06	23.18	13.43	9.75	50.00	-26.82	Average	line1	
12	21.06	28.95	19.20	9.75	60.00	-31.05	QP	line1	

(Neutral)

TUV Rheinland Taiwan Ltd.
No. 458-18,Sec 2,Fenliao.,Linkou Dist.,New Taipei City 244, Taiwan(R.O.C.)
Tel:+886-2172-1000 Fax:+886-2172-1322

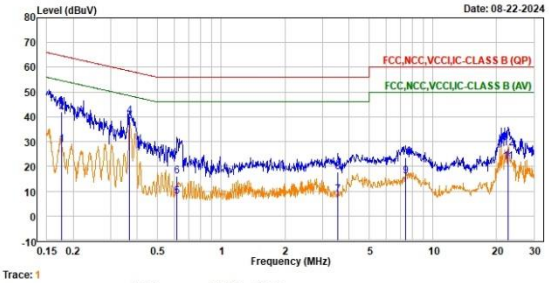

Trace: 1

	Freq	Level	Read Level	Factor	Limit Line	Over Limit	Remark	Pol/Phase	Note
	MHz	dBuV	dBuV	dB	dBuV	dB			
1	0.18	28.83	19.20	9.63	54.63	-25.80	Average	neutral	
2	0.18	42.15	32.52	9.63	64.63	-22.48	QP	neutral	
3	0.37	38.11	28.48	9.63	48.51	-10.40	Average	neutral	
4	0.37	40.44	30.81	9.63	58.51	-18.07	QP	neutral	
5	0.62	7.74	-1.89	9.63	46.00	-38.26	Average	neutral	
6	0.62	15.86	6.23	9.63	56.00	-40.14	QP	neutral	
7	3.55	8.44	-1.25	9.69	46.00	-37.56	Average	neutral	
8	3.55	17.59	7.90	9.69	56.00	-38.41	QP	neutral	
9	7.43	15.98	6.23	9.75	50.00	-34.02	Average	neutral	
10	7.43	23.46	13.71	9.75	60.00	-36.54	QP	neutral	
11	22.58	21.84	11.98	9.86	50.00	-28.16	Average	neutral	
12	22.58	27.17	17.31	9.86	60.00	-32.83	QP	neutral	

ANTX100P111B24003
Band Edges, 2.31GHz ~ 2.5GHz

BLE_1M

Low Channel (Horizontal) Peak

TUV Rheinland Taiwan Ltd.
No. 458-18, Sec 2, Penliao., Linkou Dist., New Taipei City 244, Taiwan(R.O.C.)
Tel:+886-2172-1000 Fax:+886-2172-1322

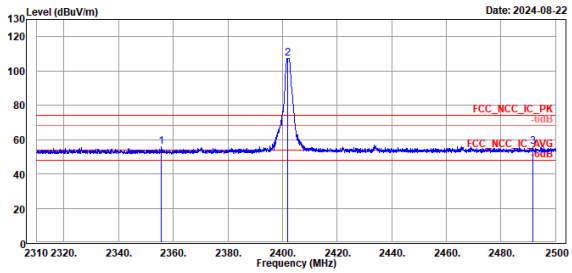

	Freq	Level	Read Level	Factor	Limit Line	Over Limit	APos	TPos	Remark	Pol/Phase	Note
	MHz	dBuV/m	dBuV	dB/m	dBuV/m	dB	cm	deg			
1	2355.51	55.61	17.69	37.92	74.00	-18.39	273	360	Peak	Horizontal	
2 *	2402.00	107.28	69.21	38.07	74.00	33.28	273	360	Peak	Horizontal	
3	2491.55	55.68	17.40	38.28	74.00	-18.32	273	360	Peak	Horizontal	

Low Channel (Vertical) Peak

TUV Rheinland Taiwan Ltd.
No. 458-18, Sec 2, Penliao., Linkou Dist., New Taipei City 244, Taiwan(R.O.C.)
Tel:+886-2172-1000 Fax:+886-2172-1322

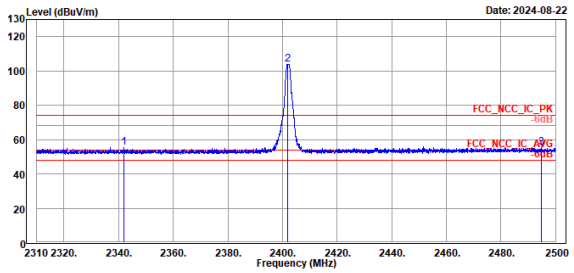

	Freq	Level	Read Level	Factor	Limit Line	Over Limit	APos	TPos	Remark	Pol/Phase	Note
	MHz	dBuV/m	dBuV	dB/m	dBuV/m	dB	cm	deg			
1	2341.83	55.51	17.65	37.86	74.00	-18.49	342	86	Peak	Vertical	
2 *	2402.00	104.05	65.98	38.07	74.00	30.05	342	86	Peak	Vertical	
3	2494.78	55.35	17.08	38.27	74.00	-18.65	342	86	Peak	Vertical	

BLE_1M

Low Channel (Horizontal) Average

TÜV Rheinland Taiwan Ltd.
No. 458-18, Sec 2, Fenliao., Linkou Dist., New Taipei City 244, Taiwan(R.O.C.)
Tel:+886-2172-1000 Fax:+886-2172-1322

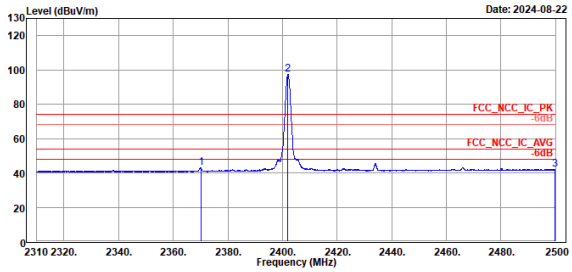

	Freq	Level	Read Level	Factor	Limit Line	Over Limit	APos	TPos	Remark	Pol/Phase	Note
	MHz	dBuV/m	dBuV	dB/m	dBuV/m	dB	cm	deg			
1	2370.18	43.21	5.25	37.96	54.00	-10.79	273	360	Average	Horizontal	
2 *	2402.00	97.16	59.09	38.07	54.00	43.16	273	360	Average	Horizontal	
3	2499.91	42.14	3.87	38.27	54.00	-11.86	273	360	Average	Horizontal	

Low Channel (Vertical) Average

TÜV Rheinland Taiwan Ltd.
No. 458-18, Sec 2, Fenliao., Linkou Dist., New Taipei City 244, Taiwan(R.O.C.)
Tel:+886-2172-1000 Fax:+886-2172-1322

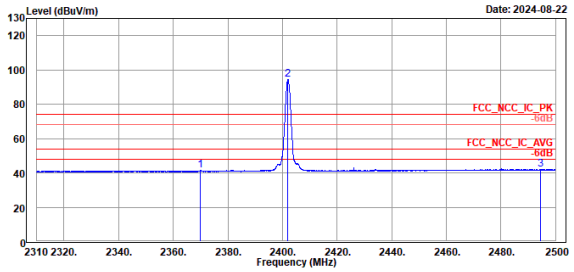

	Freq	Level	Read Level	Factor	Limit Line	Over Limit	APos	TPos	Remark	Pol/Phase	Note
	MHz	dBuV/m	dBuV	dB/m	dBuV/m	dB	cm	deg			
1	2369.85	41.43	3.47	37.96	54.00	-12.57	342	86	Average	Vertical	
2 *	2402.00	94.38	56.31	38.07	54.00	40.38	342	86	Average	Vertical	
3	2494.35	42.01	3.74	38.27	54.00	-11.99	342	86	Average	Vertical	

BLE_1M

Middle Channel (Horizontal) Peak

TÜVRheinland

TUV Rheinland Taiwan Ltd.
No. 458-18,Sec 2,Fenliao.,Linkou Dist.,New Taipei City 244, Taiwan(R.O.C.)
Tel:+886-2172-1000 Fax:+886-2172-1322

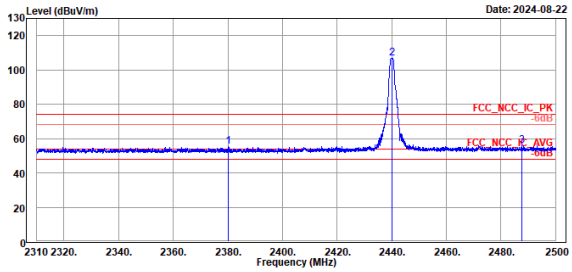

	Freq	Level	Read Level	Factor	Limit Line	Over Limit	APos	TPos	Remark	Pol/Phase	Note
	MHz	dBuV/m	dBuV	dB/m	dBuV/m	dB	cm	deg			
1	2380.25	55.27	17.28	37.99	74.00	-18.73	336	184	Peak	Horizontal	
2 *	2440.00	106.88	68.62	38.26	74.00	32.88	336	184	Peak	Horizontal	
3	2487.65	55.85	17.57	38.28	74.00	-18.15	336	184	Peak	Horizontal	

Middle Channel (Vertical) Peak

TÜVRheinland

TUV Rheinland Taiwan Ltd.
No. 458-18,Sec 2,Fenliao.,Linkou Dist.,New Taipei City 244, Taiwan(R.O.C.)
Tel:+886-2172-1000 Fax:+886-2172-1322

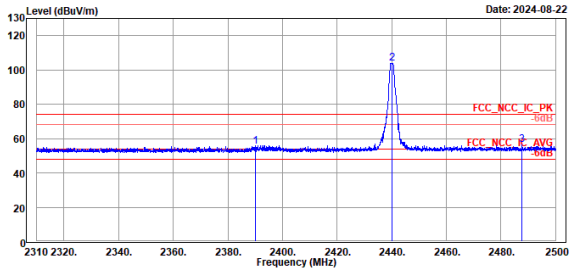

	Freq	Level	Read Level	Factor	Limit Line	Over Limit	APos	TPos	Remark	Pol/Phase	Note
	MHz	dBuV/m	dBuV	dB/m	dBuV/m	dB	cm	deg			
1	2389.99	55.30	17.28	38.02	74.00	-18.70	329	114	Peak	Vertical	
2 *	2440.00	104.04	65.78	38.26	74.00	30.04	329	114	Peak	Vertical	
3	2487.56	56.20	17.92	38.28	74.00	-17.80	329	114	Peak	Vertical	

BLE_1M

Middle Channel (Horizontal) Average

TÜVRheinland

TUV Rheinland Taiwan Ltd.
No. 458-18,Sec 2,Fenliao.,Linkou Dist.,New Taipei City 244, Taiwan(R.O.C.)
Tel:+886-2172-1000 Fax:+886-2172-1322

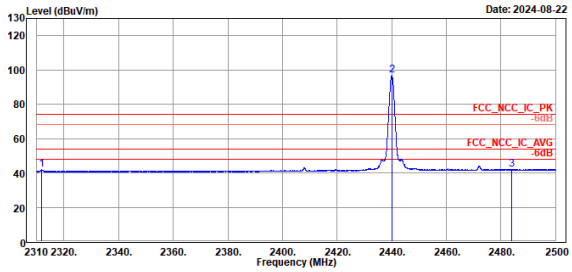

	Freq	Level	Read Level	Factor	Limit Line	Over Limit	APos	TPos	Remark	Pol/Phase	Note
	MHz	dBuV/m	dBuV	dB/m	dBuV/m	dB	cm	deg			
1	2311.85	41.77	4.06	37.71	54.00	-12.23	336	184	Average	Horizontal	
2 *	2440.00	96.82	58.56	38.26	54.00	42.82	336	184	Average	Horizontal	
3	2483.95	42.09	3.81	38.28	54.00	-11.91	336	184	Average	Horizontal	

Middle Channel (Vertical) Average

TÜVRheinland

TUV Rheinland Taiwan Ltd.
No. 458-18,Sec 2,Fenliao.,Linkou Dist.,New Taipei City 244, Taiwan(R.O.C.)
Tel:+886-2172-1000 Fax:+886-2172-1322

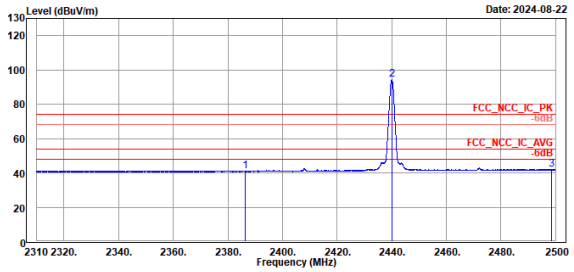

	Freq	Level	Read Level	Factor	Limit Line	Over Limit	APos	TPos	Remark	Pol/Phase	Note
	MHz	dBuV/m	dBuV	dB/m	dBuV/m	dB	cm	deg			
1	2386.43	41.23	3.22	38.01	54.00	-12.77	329	114	Average	Vertical	
2 *	2440.00	94.46	56.20	38.26	54.00	40.46	329	114	Average	Vertical	
3	2498.62	42.02	3.75	38.27	54.00	-11.98	329	114	Average	Vertical	

BLE_1M

High Channel (Horizontal) Peak

TÜV Rheinland Taiwan Ltd.
No. 458-18, Sec 2, Fenliao., Linkou Dist., New Taipei City 244, Taiwan(R.O.C.)
Tel:+886-2172-1000 Fax:+886-2172-1322

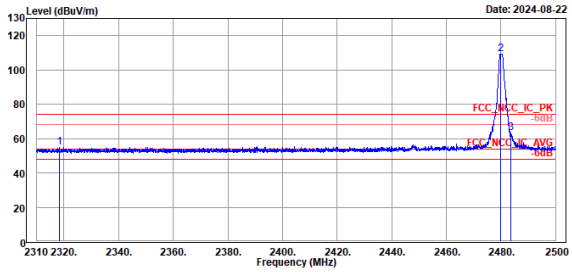

	Freq	Level	Read Level	Factor	Limit Line	Over Limit	APos	TPos	Remark	Pol/Phase	Note
	MHz	dBuV/m	dBuV	dB/m	dBuV/m	dB	cm	deg			
1	2318.41	54.94	17.21	37.73	74.00	-19.06	260	360	Peak	Horizontal	
2 *	2480.00	109.15	70.86	38.29	74.00	35.15	260	360	Peak	Horizontal	
3	2483.52	63.37	25.09	38.28	74.00	-10.63	260	360	Peak	Horizontal	

High Channel (Vertical) Peak

TÜV Rheinland Taiwan Ltd.
No. 458-18, Sec 2, Fenliao., Linkou Dist., New Taipei City 244, Taiwan(R.O.C.)
Tel:+886-2172-1000 Fax:+886-2172-1322

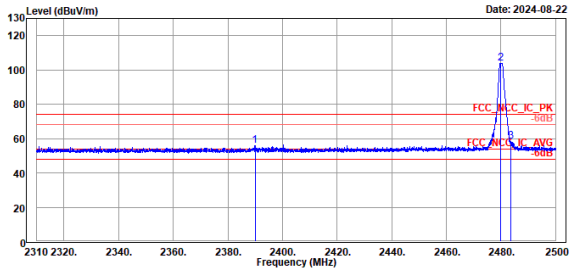

	Freq	Level	Read Level	Factor	Limit Line	Over Limit	APos	TPos	Remark	Pol/Phase	Note
	MHz	dBuV/m	dBuV	dB/m	dBuV/m	dB	cm	deg			
1	2389.94	56.09	18.07	38.02	74.00	-17.91	360	115	Peak	Vertical	
2 *	2480.00	103.88	65.59	38.29	74.00	29.88	360	115	Peak	Vertical	
3	2483.50	58.35	20.07	38.28	74.00	-15.65	360	115	Peak	Vertical	

BLE_1M

High Channel (Horizontal) Average

TÜVRheinland

TUV Rheinland Taiwan Ltd.
No. 458-18,Sec 2,Fenliao.,Linkou Dist.,New Taipei City 244, Taiwan(R.O.C.)
Tel:+886-2172-1000 Fax:+886-2172-1322

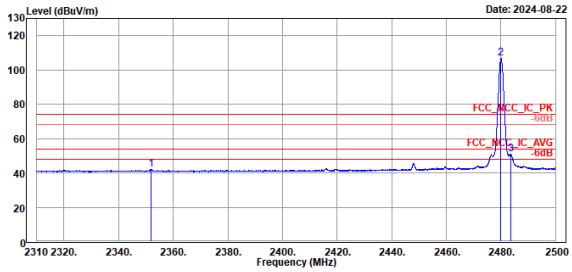

		Freq	Level	Read Level	Factor	Limit Line	Over Limit	APos	TPos	Remark	Pol/Phase	Note
		MHz	dBuV/m	dBuV	dB/m	dBuV/m	dB	cm	deg			
1		2351.90	41.95	4.05	37.90	54.00	-12.05	260	360	Average	Horizontal	
2	*	2480.00	106.60	68.31	38.29	54.00	52.60	260	360	Average	Horizontal	
3	!	2483.57	50.90	12.62	38.28	54.00	-3.10	260	360	Average	Horizontal	

High Channel (Vertical) Average

TÜVRheinland

TUV Rheinland Taiwan Ltd.
No. 458-18,Sec 2,Fenliao.,Linkou Dist.,New Taipei City 244, Taiwan(R.O.C.)
Tel:+886-2172-1000 Fax:+886-2172-1322

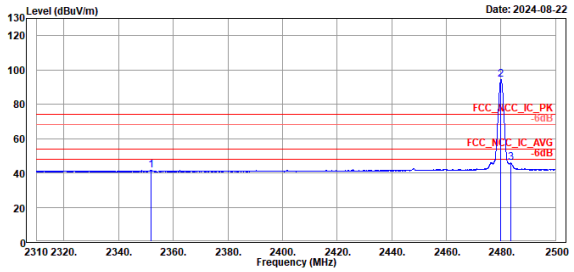

		Freq	Level	Read Level	Factor	Limit Line	Over Limit	APos	TPos	Remark	Pol/Phase	Note
		MHz	dBuV/m	dBuV	dB/m	dBuV/m	dB	cm	deg			
1		2351.85	41.45	3.55	37.90	54.00	-12.55	360	115	Average	Vertical	
2	*	2480.00	94.36	56.07	38.29	54.00	40.36	360	115	Average	Vertical	
3		2483.71	45.96	7.68	38.28	54.00	-8.04	360	115	Average	Vertical	

BLE_2M

Low Channel (Horizontal) Peak

TÜVRheinland

TUV Rheinland Taiwan Ltd.
No. 458-18,Sec 2,Fenliao.,Linkou Dist.,New Taipei City 244, Taiwan(R.O.C.)
Tel:+886-2172-1000 Fax:+886-2172-1322

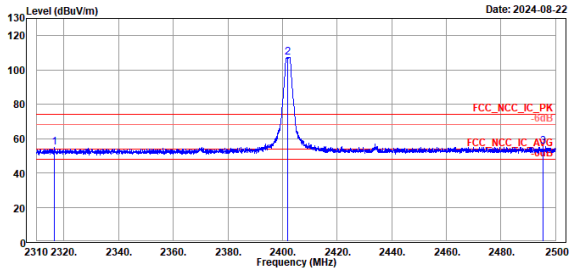

	Freq	Level	Read Level	Factor	Limit Line	Over Limit	APos	TPos	Remark	Pol/Phase	Note
	MHz	dBuV/m	dBuV	dB/m	dBuV/m	dB	cm	deg			
1	2316.60	54.74	17.01	37.73	74.00	-19.26	274	0	Peak	Horizontal	
2 *	2402.00	107.29	69.22	38.07	74.00	33.29	274	0	Peak	Horizontal	
3	2495.39	55.38	17.11	38.27	74.00	-18.62	274	0	Peak	Horizontal	

Low Channel (Vertical) Peak

TÜVRheinland

TUV Rheinland Taiwan Ltd.
No. 458-18,Sec 2,Fenliao.,Linkou Dist.,New Taipei City 244, Taiwan(R.O.C.)
Tel:+886-2172-1000 Fax:+886-2172-1322

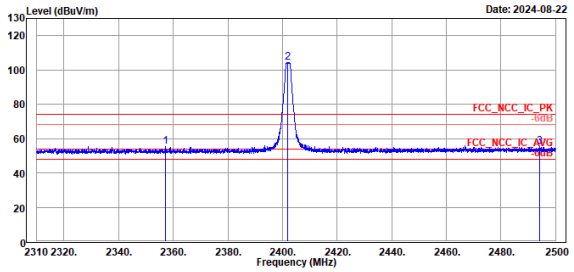

	Freq	Level	Read Level	Factor	Limit Line	Over Limit	APos	TPos	Remark	Pol/Phase	Note
	MHz	dBuV/m	dBuV	dB/m	dBuV/m	dB	cm	deg			
1	2357.07	55.53	17.61	37.92	74.00	-18.47	343	85	Peak	Vertical	
2 *	2402.00	104.13	66.06	38.07	74.00	30.13	343	85	Peak	Vertical	
3	2494.11	55.22	16.95	38.27	74.00	-18.78	343	85	Peak	Vertical	

BLE_2M

Low Channel (Horizontal) Average

TÜV Rheinland Taiwan Ltd.
No. 458-18, Sec 2, Fenliao., Linkou Dist., New Taipei City 244, Taiwan(R.O.C.)
Tel:+886-2172-1000 Fax:+886-2172-1322

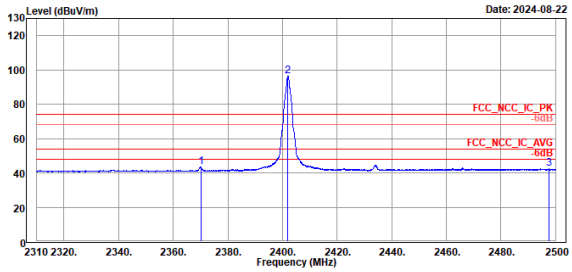

	Freq	Level	Read Level	Factor	Limit Line	Over Limit	APos	TPos	Remark	Pol/Phase	Note
	MHz	dBuV/m	dBuV	dB/m	dBuV/m	dB	cm	deg			
1	2370.14	43.67	5.71	37.96	54.00	-10.33	274	0	Average	Horizontal	
2 *	2402.00	96.37	58.30	38.07	54.00	42.37	274	0	Average	Horizontal	
3	2497.58	42.41	4.14	38.27	54.00	-11.59	274	0	Average	Horizontal	

Low Channel (Vertical) Average

TÜV Rheinland Taiwan Ltd.
No. 458-18, Sec 2, Fenliao., Linkou Dist., New Taipei City 244, Taiwan(R.O.C.)
Tel:+886-2172-1000 Fax:+886-2172-1322

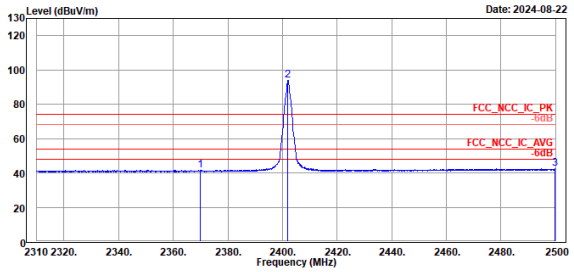

	Freq	Level	Read Level	Factor	Limit Line	Over Limit	APos	TPos	Remark	Pol/Phase	Note
	MHz	dBuV/m	dBuV	dB/m	dBuV/m	dB	cm	deg			
1	2369.80	41.76	3.80	37.96	54.00	-12.24	343	85	Average	Vertical	
2 *	2402.00	93.74	55.67	38.07	54.00	39.74	343	85	Average	Vertical	
3	2499.86	42.40	4.13	38.27	54.00	-11.60	343	85	Average	Vertical	

BLE_2M

Middle Channel (Horizontal) Peak

TÜVRheinland

TUV Rheinland Taiwan Ltd.
No. 458-18,Sec 2,Fenliao.,Linkou Dist.,New Taipei City 244, Taiwan(R.O.C.)
Tel:+886-2172-1000 Fax:+886-2172-1322

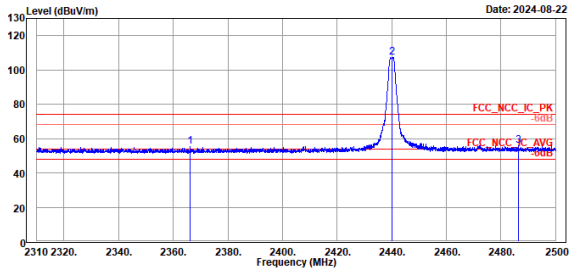

	Freq	Level	Read Level	Factor	Limit Line	Over Limit	APos	TPos	Remark	Pol/Phase	Note
	MHz	dBuV/m	dBuV	dB/m	dBuV/m	dB	cm	deg			
1	2366.29	55.42	17.47	37.95	74.00	-18.58	372	327	Peak	Horizontal	
2 *	2440.00	107.24	68.98	38.26	74.00	33.24	372	327	Peak	Horizontal	
3	2486.37	55.74	17.46	38.28	74.00	-18.26	372	327	Peak	Horizontal	

Middle Channel (Vertical) Peak

TÜVRheinland

TUV Rheinland Taiwan Ltd.
No. 458-18,Sec 2,Fenliao.,Linkou Dist.,New Taipei City 244, Taiwan(R.O.C.)
Tel:+886-2172-1000 Fax:+886-2172-1322

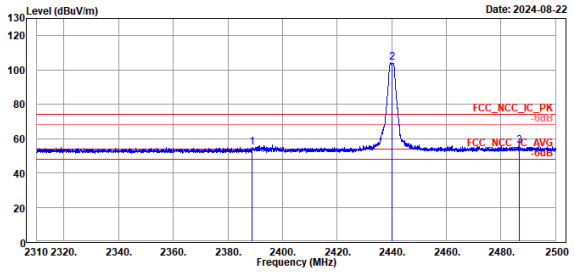

	Freq	Level	Read Level	Factor	Limit Line	Over Limit	APos	TPos	Remark	Pol/Phase	Note
	MHz	dBuV/m	dBuV	dB/m	dBuV/m	dB	cm	deg			
1	2388.76	54.93	16.91	38.02	74.00	-19.07	329	114	Peak	Vertical	
2 *	2440.00	104.07	65.81	38.26	74.00	30.07	329	114	Peak	Vertical	
3	2486.70	55.85	17.57	38.28	74.00	-18.15	329	114	Peak	Vertical	

BLE_2M

Middle Channel (Horizontal) Average

TÜVRheinland

TUV Rheinland Taiwan Ltd.
No. 458-18,Sec 2,Fenliao.,Linkou Dist.,New Taipei City 244, Taiwan(R.O.C.)
Tel:+886-2172-1000 Fax:+886-2172-1322

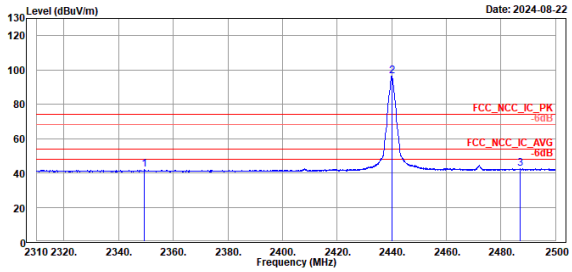

	Freq	Level	Read Level	Factor	Limit Line	Over Limit	APos	TPos	Remark	Pol/Phase	Note
	MHz	dBuV/m	dBuV	dB/m	dBuV/m	dB	cm	deg			
1	2349.28	41.83	3.93	37.90	54.00	-12.17	372	327	Average	Horizontal	
2 *	2440.00	96.50	58.24	38.26	54.00	42.50	372	327	Average	Horizontal	
3	2486.94	42.45	4.16	38.29	54.00	-11.55	372	327	Average	Horizontal	

Middle Channel (Vertical) Average

TÜVRheinland

TUV Rheinland Taiwan Ltd.
No. 458-18,Sec 2,Fenliao.,Linkou Dist.,New Taipei City 244, Taiwan(R.O.C.)
Tel:+886-2172-1000 Fax:+886-2172-1322

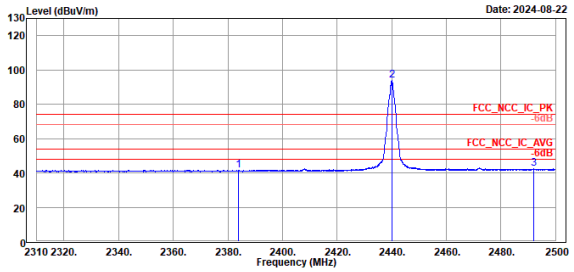

	Freq	Level	Read Level	Factor	Limit Line	Over Limit	APos	TPos	Remark	Pol/Phase	Note
	MHz	dBuV/m	dBuV	dB/m	dBuV/m	dB	cm	deg			
1	2384.01	41.59	3.58	38.01	54.00	-12.41	329	114	Average	Vertical	
2 *	2440.00	93.73	55.47	38.26	54.00	39.73	329	114	Average	Vertical	
3	2492.12	42.39	4.11	38.28	54.00	-11.61	329	114	Average	Vertical	

BLE_2M

High Channel (Horizontal) Peak

TUV Rheinland Taiwan Ltd.
No. 458-18, Sec 2, Fenliao., Linkou Dist., New Taipei City 244, Taiwan(R.O.C.)
Tel:+886-2172-1000 Fax:+886-2172-1322

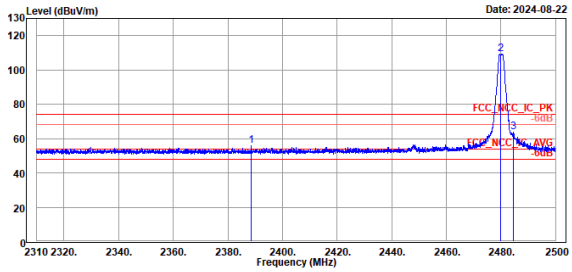

	Freq	Level	Read Level	Factor	Limit Line	Over Limit	APos	TPos	Remark	Pol/Phase	Note
	MHz	dBuV/m	dBuV	dB/m	dBuV/m	dB	cm	deg			
1	2388.61	55.93	17.91	38.02	74.00	-18.07	260	4	Peak	Horizontal	
2 *	2480.00	109.07	70.78	38.29	74.00	35.07	260	4	Peak	Horizontal	
3	2484.52	63.64	25.36	38.28	74.00	-10.36	260	4	Peak	Horizontal	

High Channel (Vertical) Peak

TUV Rheinland Taiwan Ltd.
No. 458-18, Sec 2, Fenliao., Linkou Dist., New Taipei City 244, Taiwan(R.O.C.)
Tel:+886-2172-1000 Fax:+886-2172-1322

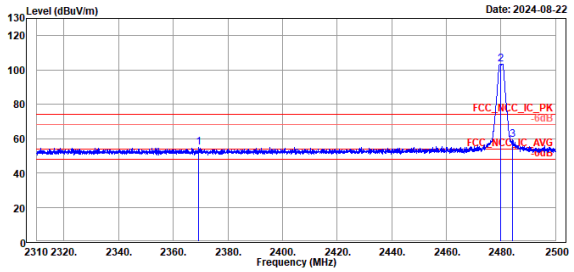

	Freq	Level	Read Level	Factor	Limit Line	Over Limit	APos	TPos	Remark	Pol/Phase	Note
	MHz	dBuV/m	dBuV	dB/m	dBuV/m	dB	cm	deg			
1	2369.23	54.93	16.97	37.96	74.00	-19.07	361	88	Peak	Vertical	
2 *	2480.00	103.51	65.22	38.29	74.00	29.51	361	88	Peak	Vertical	
3	2484.23	59.23	20.95	38.28	74.00	-14.77	361	88	Peak	Vertical	

BLE_2M

High Channel (Horizontal) Average

TUV Rheinland Taiwan Ltd.
No. 458-18, Sec 2, Fenliao., Linkou Dist., New Taipei City 244, Taiwan(R.O.C.)
Tel:+886-2172-1000 Fax:+886-2172-1322

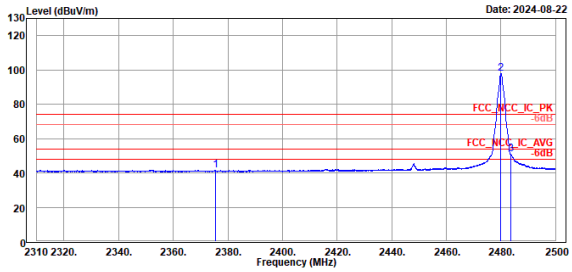

		Freq	Level	Read Level	Factor	Limit Line	Over Limit	APos	TPos	Remark	Pol/Phase	Note
		MHz	dBuV/m	dBuV	dB/m	dBuV/m	dB	cm	deg			
1		2375.41	41.56	3.58	37.98	54.00	-12.44	260	4	Average	Horizontal	
2	*	2480.00	98.09	59.80	38.29	54.00	44.09	260	4	Average	Horizontal	
3	!	2483.52	51.12	12.84	38.28	54.00	-2.88	260	4	Average	Horizontal	

High Channel (Vertical) Average

TUV Rheinland Taiwan Ltd.
No. 458-18, Sec 2, Fenliao., Linkou Dist., New Taipei City 244, Taiwan(R.O.C.)
Tel:+886-2172-1000 Fax:+886-2172-1322

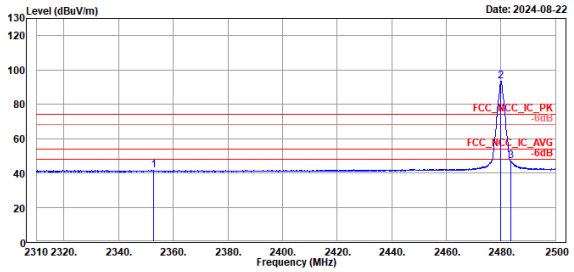

		Freq	Level	Read Level	Factor	Limit Line	Over Limit	APos	TPos	Remark	Pol/Phase	Note
		MHz	dBuV/m	dBuV	dB/m	dBuV/m	dB	cm	deg			
1		2352.70	41.64	3.73	37.91	54.00	-12.36	361	88	Average	Vertical	
2	*	2480.00	93.27	54.98	38.29	54.00	39.27	361	88	Average	Vertical	
3		2483.50	46.98	8.70	38.28	54.00	-7.02	361	88	Average	Vertical	

Spurious Emissions, Tx Mode, 9kHz ~ 30MHz

BLE_2M

High Channel (Open) 9kHz~150kHz

TÜVRheinland

TUV Rheinland Taiwan Ltd.
No. 458-18,Sec 2,Fenliao.,Linkou Dist.,New Taipei City 244, Taiwan(R.O.C.)
Tel:+886-2172-1000 Fax:+886-2172-1322

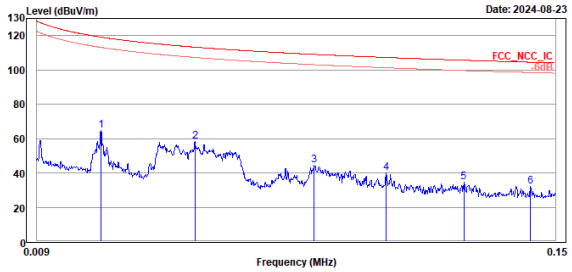

	Freq	Level	Read Level	Factor	Limit Line	Over Limit	APos	TPos	Remark	Pol/Phase	Note
	MHz	dBuV/m	dBuV	dB/m	dBuV/m	dB	cm	deg			
1	0.03	64.72	44.91	19.81	119.13	-54.41	100	333	Peak	Open	
2	0.05	58.42	39.04	19.38	113.27	-54.85	100	250	Peak	Open	
3	0.08	44.40	25.84	18.56	109.07	-64.67	100	276	Peak	Open	
4	0.10	39.86	21.31	18.55	107.25	-67.39	100	250	Peak	Open	
5	0.13	34.70	16.02	18.68	105.66	-70.96	100	192	Peak	Open	
6	0.14	32.28	13.49	18.79	104.48	-72.20	100	215	Peak	Open	

High Channel (Open) 150kHz~30MHz

TÜVRheinland

TUV Rheinland Taiwan Ltd.
No. 458-18,Sec 2,Fenliao.,Linkou Dist.,New Taipei City 244, Taiwan(R.O.C.)
Tel:+886-2172-1000 Fax:+886-2172-1322

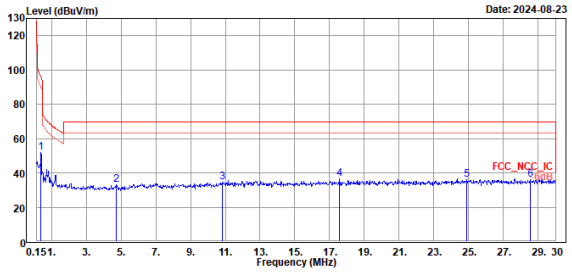

	Freq	Level	Read Level	Factor	Limit Line	Over Limit	APos	TPos	Remark	Pol/Phase	Note
	MHz	dBuV/m	dBuV	dB/m	dBuV/m	dB	cm	deg			
1	0.39	51.70	32.56	19.14	95.81	-44.11	100	209	Peak	Open	
2	4.72	33.27	13.61	19.66	69.50	-36.23	100	187	Peak	Open	
3	10.81	34.37	12.88	21.49	69.50	-35.13	100	133	Peak	Open	
4	17.58	36.35	13.90	22.45	69.50	-33.15	100	359	Peak	Open	
5	24.90	36.04	12.93	23.11	69.50	-33.46	100	278	Peak	Open	
6	28.54	36.02	12.93	23.09	69.50	-33.48	100	232	Peak	Open	

Spurious Emissions, Tx Mode, 30MHz ~ 1GHz

BLE_2M

High Channel (Horizontal)

TÜVRheinland

TUV Rheinland Taiwan Ltd.
No. 458-18, Sec 2, Fenliao., Linkou Dist., New Taipei City 244, Taiwan(R.O.C.)
Tel:+886-2172-1000 Fax:+886-2172-1322

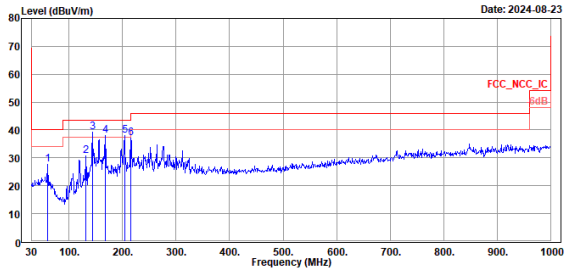

		Freq	Level	Read Level	Factor	Limit Line	Over Limit	APos	TPos	Remark	Pol/Phase	Note
		MHz	dBuV/m	dBuV	dB/m	dBuV/m	dB	cm	deg			
1		60.07	27.79	34.16	-6.37	40.00	-12.21	100	89	Peak	Horizontal	
2		131.85	30.60	38.19	-7.59	43.50	-12.90	100	98	Peak	Horizontal	
3	!	143.49	39.34	45.66	-6.32	43.50	-4.16	100	294	Peak	Horizontal	
4	!	167.74	38.00	43.64	-5.64	43.50	-5.50	100	286	Peak	Horizontal	
5	!	203.63	38.15	46.69	-8.54	43.50	-5.35	100	93	Peak	Horizontal	
6		215.27	37.20	45.58	-8.38	43.50	-6.30	100	274	Peak	Horizontal	

High Channel (Vertical)

TÜVRheinland

TUV Rheinland Taiwan Ltd.
No. 458-18, Sec 2, Fenliao., Linkou Dist., New Taipei City 244, Taiwan(R.O.C.)
Tel:+886-2172-1000 Fax:+886-2172-1322

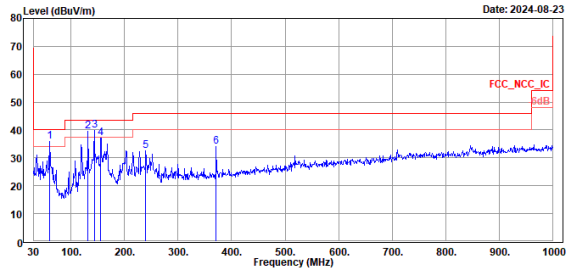

		Freq	Level	Read Level	Factor	Limit Line	Over Limit	APos	TPos	Remark	Pol/Phase	Note
		MHz	dBuV/m	dBuV	dB/m	dBuV/m	dB	cm	deg			
1	!	59.10	36.01	42.28	-6.27	40.00	-3.99	100	225	Peak	Vertical	
2	!	131.85	39.40	46.99	-7.59	43.50	-4.10	100	252	Peak	Vertical	
3	!	143.49	39.88	46.20	-6.32	43.50	-3.62	100	252	Peak	Vertical	
4		155.13	37.15	42.92	-5.77	43.50	-6.35	100	271	Peak	Vertical	
5		239.52	32.59	39.36	-6.77	46.00	-13.41	100	335	Peak	Vertical	
6		371.44	34.21	37.98	-3.77	46.00	-11.79	100	246	Peak	Vertical	

Spurious Emissions, Tx Mode, 1GHz ~ 26.5GHz

BLE_1M

Low Channel (Horizontal)

TÜVRheinland

TUV Rheinland Taiwan Ltd.
No. 458-18,Sec 2,Fenliao.,Linkou Dist.,New Taipei City 244, Taiwan(R.O.C.)
Tel:+886-2172-1000 Fax:+886-2172-1322

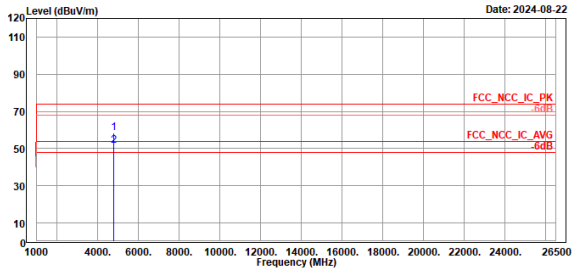

		Freq	Level	Read Level	Factor	Limit Line	Over Limit	APos	TPos	Remark	Pol/Phase	Note
		MHz	dBuV/m	dBuV	dB/m	dBuV/m	dB	cm	deg			
1		4804.00	58.52	66.75	-8.23	74.00	-15.48	100	320	Peak	Horizontal	
2	!	4804.00	51.71	59.94	-8.23	54.00	-2.29	100	320	Average	Horizontal	

Low Channel (Vertical)

TÜVRheinland

TUV Rheinland Taiwan Ltd.
No. 458-18,Sec 2,Fenliao.,Linkou Dist.,New Taipei City 244, Taiwan(R.O.C.)
Tel:+886-2172-1000 Fax:+886-2172-1322

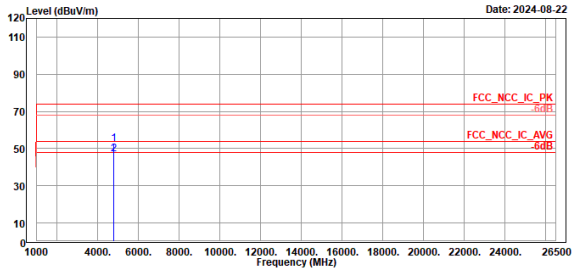

		Freq	Level	Read Level	Factor	Limit Line	Over Limit	APos	TPos	Remark	Pol/Phase	Note
		MHz	dBuV/m	dBuV	dB/m	dBuV/m	dB	cm	deg			
1		4804.00	52.64	60.87	-8.23	74.00	-21.36	102	324	Peak	Vertical	
2		4804.00	46.80	55.03	-8.23	54.00	-7.20	102	324	Average	Vertical	

BLE_1M

Middle Channel (Horizontal)

TÜV Rheinland Taiwan Ltd.
No. 458-18, Sec 2, Fenliao., Linkou Dist., New Taipei City 244, Taiwan(R.O.C.)
Tel:+886-2172-1000 Fax:+886-2172-1322

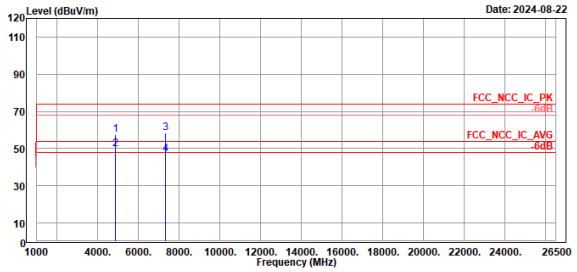

		Freq	Level	Read Level	Factor	Limit Line	Over Limit	APos	TPos	Remark	Pol/Phase	Note
		MHz	dBuV/m	dBuV	dB/m	dBuV/m	dB	cm	deg			
1		4880.00	57.64	65.79	-8.15	74.00	-16.36	121	43	Peak	Horizontal	
2	!	4880.00	49.64	57.79	-8.15	54.00	-4.36	121	43	Average	Horizontal	
3		7320.00	58.28	63.96	-5.68	74.00	-15.72	100	335	Peak	Horizontal	
4		7320.00	47.17	52.85	-5.68	54.00	-6.83	100	335	Average	Horizontal	

Middle Channel (Vertical)

TÜV Rheinland Taiwan Ltd.
No. 458-18, Sec 2, Fenliao., Linkou Dist., New Taipei City 244, Taiwan(R.O.C.)
Tel:+886-2172-1000 Fax:+886-2172-1322

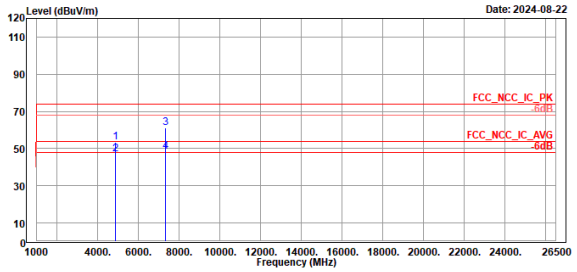

		Freq	Level	Read Level	Factor	Limit Line	Over Limit	APos	TPos	Remark	Pol/Phase	Note
		MHz	dBuV/m	dBuV	dB/m	dBuV/m	dB	cm	deg			
1		4880.00	53.21	61.36	-8.15	74.00	-20.79	102	298	Peak	Vertical	
2		4880.00	46.98	55.13	-8.15	54.00	-7.02	102	298	Average	Vertical	
3		7320.00	60.92	66.60	-5.68	74.00	-13.08	100	298	Peak	Vertical	
4	!	7320.00	48.31	53.99	-5.68	54.00	-5.69	100	298	Average	Vertical	

BLE_1M

High Channel (Horizontal)

TÜV Rheinland Taiwan Ltd.
No. 458-18, Sec 2, Fenliao., Linkou Dist., New Taipei City 244, Taiwan(R.O.C.)
Tel:+886-2172-1000 Fax:+886-2172-1322

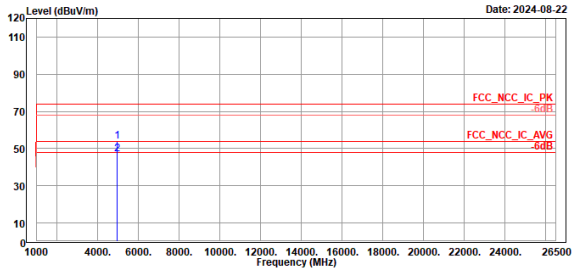

	Freq	Level	Read Level	Factor	Limit Line	Over Limit	APos	TPos	Remark	Pol/Phase	Note
	MHz	dBuV/m	dBuV	dB/m	dBuV/m	dB	cm	deg			
1	4960.00	53.73	61.75	-8.02	74.00	-20.27	100	45	Peak	Horizontal	
2	4960.00	47.19	55.21	-8.02	54.00	-6.81	100	45	Average	Horizontal	

High Channel (Vertical)

TÜV Rheinland Taiwan Ltd.
No. 458-18, Sec 2, Fenliao., Linkou Dist., New Taipei City 244, Taiwan(R.O.C.)
Tel:+886-2172-1000 Fax:+886-2172-1322

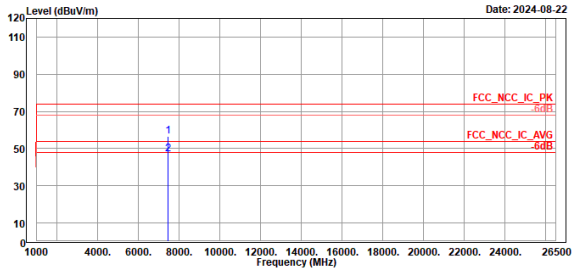

	Freq	Level	Read Level	Factor	Limit Line	Over Limit	APos	TPos	Remark	Pol/Phase	Note
	MHz	dBuV/m	dBuV	dB/m	dBuV/m	dB	cm	deg			
1	7440.00	56.50	62.23	-5.73	74.00	-17.50	100	298	Peak	Vertical	
2	7440.00	46.81	52.54	-5.73	54.00	-7.19	100	298	Average	Vertical	

BLE_2M

Low Channel (Horizontal)

TÜV Rheinland Taiwan Ltd.
No. 458-18,Sec 2,Fenliao.,Linkou Dist.,New Taipei City 244, Taiwan(R.O.C.)
Tel:+886-2172-1000 Fax:+886-2172-1322

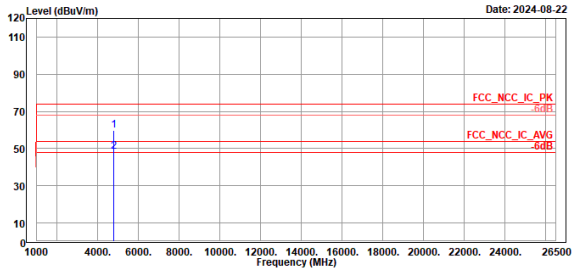

		Freq	Level	Read Level	Factor	Limit Line	Over Limit	APos	TPos	Remark	Pol/Phase	Note
		MHz	dBuV/m	dBuV	dB/m	dBuV/m	dB	cm	deg			
1		4804.00	59.92	68.15	-8.23	74.00	-14.08	373	333	Peak	Horizontal	
2	!	4804.00	48.48	56.71	-8.23	54.00	-5.52	373	333	Average	Horizontal	

Low Channel (Vertical)

TÜV Rheinland Taiwan Ltd.
No. 458-18,Sec 2,Fenliao.,Linkou Dist.,New Taipei City 244, Taiwan(R.O.C.)
Tel:+886-2172-1000 Fax:+886-2172-1322

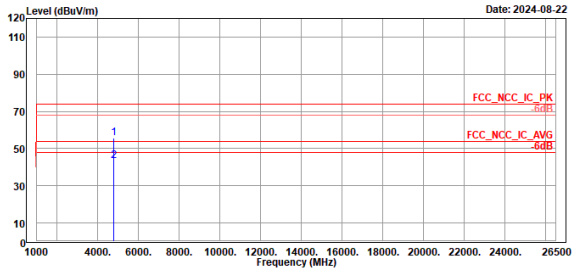

		Freq	Level	Read Level	Factor	Limit Line	Over Limit	APos	TPos	Remark	Pol/Phase	Note
		MHz	dBuV/m	dBuV	dB/m	dBuV/m	dB	cm	deg			
1		4804.00	55.53	63.76	-8.23	74.00	-18.47	260	324	Peak	Vertical	
2		4804.00	43.33	51.56	-8.23	54.00	-10.67	260	324	Average	Vertical	

BLE_2M

Middle Channel (Horizontal)

TÜVRheinland

TUV Rheinland Taiwan Ltd.
No. 458-18,Sec 2,Fenliao.,Linkou Dist.,New Taipei City 244, Taiwan(R.O.C.)
Tel:+886-2172-1000 Fax:+886-2172-1322

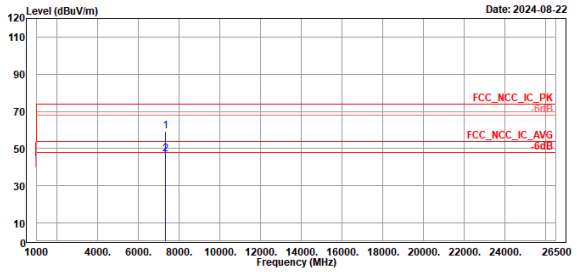

	Freq	Level	Read Level	Factor	Limit Line	Over Limit	APos	TPos	Remark	Pol/Phase	Note
	MHz	dBuV/m	dBuV	dB/m	dBuV/m	dB	cm	deg			
1	7320.00	59.48	65.16	-5.68	74.00	-14.52	100	336	Peak	Horizontal	
2	7320.00	47.13	52.81	-5.68	54.00	-6.87	100	336	Average	Horizontal	

Middle Channel (Vertical)

TÜVRheinland

TUV Rheinland Taiwan Ltd.
No. 458-18,Sec 2,Fenliao.,Linkou Dist.,New Taipei City 244, Taiwan(R.O.C.)
Tel:+886-2172-1000 Fax:+886-2172-1322

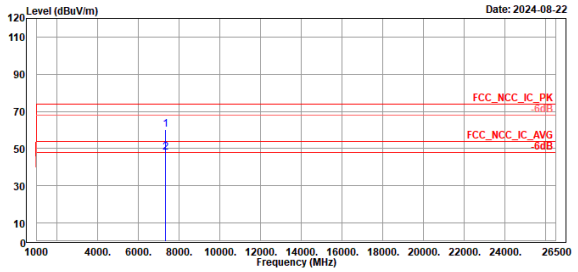

	Freq	Level	Read Level	Factor	Limit Line	Over Limit	APos	TPos	Remark	Pol/Phase	Note
	MHz	dBuV/m	dBuV	dB/m	dBuV/m	dB	cm	deg			
1	7320.00	60.35	66.03	-5.68	74.00	-13.65	100	300	Peak	Vertical	
2 !	7320.00	48.08	53.76	-5.68	54.00	-5.92	100	300	Average	Vertical	

BLE_2M

High Channel (Horizontal)

TÜVRheinland

TUV Rheinland Taiwan Ltd.
No. 458-18,Sec 2,Fenliao.,Linkou Dist.,New Taipei City 244, Taiwan(R.O.C.)
Tel:+886-2172-1000 Fax:+886-2172-1322

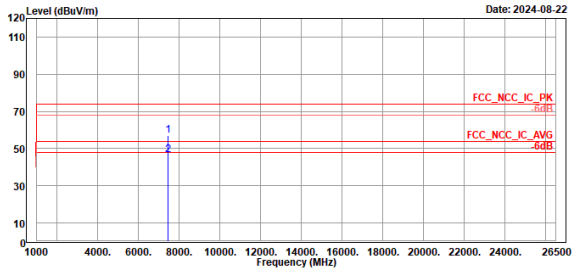

	Freq	Level	Read Level	Factor	Limit Line	Over Limit	APos	TPos	Remark	Pol/Phase	Note
	MHz	dBuV/m	dBuV	dB/m	dBuV/m	dB	cm	deg			
1	7440.00	57.22	62.95	-5.73	74.00	-16.78	100	285	Peak	Horizontal	
2	7440.00	46.34	52.07	-5.73	54.00	-7.66	100	285	Average	Horizontal	

High Channel (Vertical)

TÜVRheinland

TUV Rheinland Taiwan Ltd.
No. 458-18,Sec 2,Fenliao.,Linkou Dist.,New Taipei City 244, Taiwan(R.O.C.)
Tel:+886-2172-1000 Fax:+886-2172-1322

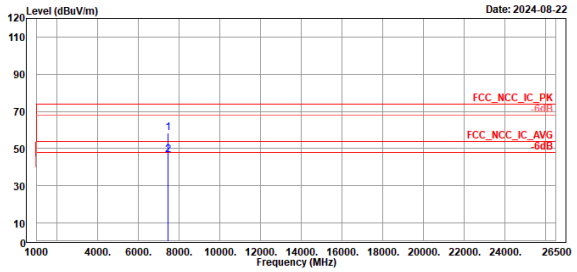

	Freq	Level	Read Level	Factor	Limit Line	Over Limit	APos	TPos	Remark	Pol/Phase	Note
	MHz	dBuV/m	dBuV	dB/m	dBuV/m	dB	cm	deg			
1	7440.00	58.47	64.20	-5.73	74.00	-15.53	102	298	Peak	Vertical	
2	7440.00	46.73	52.46	-5.73	54.00	-7.27	102	298	Average	Vertical	

Mains Conducted Emission, Tx Mode, 150kHz ~ 30MHz

Worst Band

(Line)

TUV Rheinland Taiwan Ltd.
No. 458-18,Sec 2,Fenliao.,Linkou Dist.,New Taipei City 244, Taiwan(R.O.C.)
Tel:+886-2172-1000 Fax:+886-2172-1322

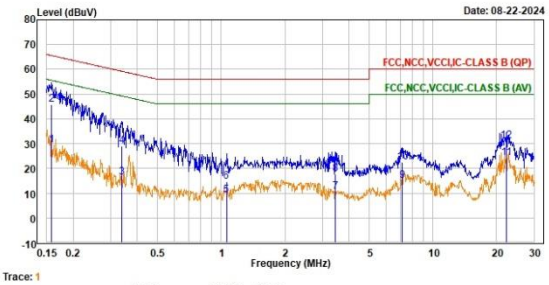

Trace: 1

	Freq	Level	Read Level	Factor	Limit Line	Over Limit	Remark	Pol/Phase	Note
	MHz	dBuV	dBuV	dB	dBuV	dB			
1	0.16	29.30	19.67	9.63	55.54	-26.24	Average	line1	
2	0.16	45.81	36.18	9.63	65.54	-19.73	QP	line1	
3	0.34	16.23	6.60	9.63	49.25	-33.02	Average	line1	
4	0.34	29.11	19.48	9.63	59.25	-30.14	QP	line1	
5	1.06	9.24	-0.40	9.64	46.00	-36.76	Average	line1	
6	1.06	14.59	4.95	9.64	56.00	-41.41	QP	line1	
7	3.47	10.36	0.68	9.68	46.00	-35.64	Average	line1	
8	3.47	17.86	8.18	9.68	56.00	-38.14	QP	line1	
9	7.18	15.00	5.27	9.73	50.00	-35.00	Average	line1	
10	7.18	22.63	12.90	9.73	60.00	-37.37	QP	line1	
11	22.13	24.17	14.42	9.75	50.00	-25.83	Average	line1	
12	22.13	30.90	21.15	9.75	60.00	-29.10	QP	line1	

(Neutral)

TUV Rheinland Taiwan Ltd.
No. 458-18,Sec 2,Fenliao.,Linkou Dist.,New Taipei City 244, Taiwan(R.O.C.)
Tel:+886-2172-1000 Fax:+886-2172-1322

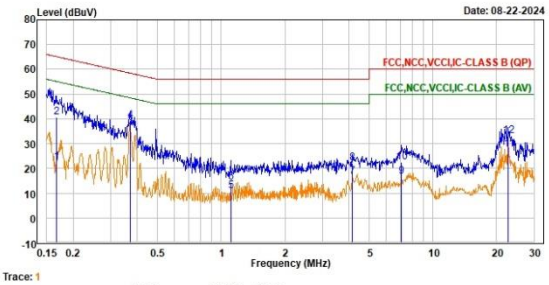

Trace: 1

	Freq	Level	Read Level	Factor	Limit Line	Over Limit	Remark	Pol/Phase	Note
	MHz	dBuV	dBuV	dB	dBuV	dB			
1	0.17	22.35	12.72	9.63	55.09	-32.74	Average	neutral	
2	0.17	40.79	31.16	9.63	65.09	-24.30	QP	neutral	
3	0.37	37.05	27.42	9.63	48.42	-11.37	Average	neutral	
4	0.37	39.40	29.77	9.63	58.42	-19.02	QP	neutral	
5	1.11	10.85	1.21	9.64	46.00	-35.15	Average	neutral	
6	1.11	14.43	4.79	9.64	56.00	-41.57	QP	neutral	
7	4.17	16.80	7.11	9.69	46.00	-29.20	Average	neutral	
8	4.17	22.27	12.58	9.69	56.00	-33.73	QP	neutral	
9	7.10	16.57	6.82	9.75	50.00	-33.43	Average	neutral	
10	7.10	22.51	12.76	9.75	60.00	-37.49	QP	neutral	
11	22.69	27.56	17.70	9.86	50.00	-22.44	Average	neutral	
12	22.69	33.02	23.16	9.86	60.00	-26.98	QP	neutral	