

FCC PART 15 SUBPART C TEST REPORT

for

AirBeats HD WS-01

Model No.: OEO5116

FCC ID: SZY-SA5116

of

Applicant: Dexatek Technology Ltd.

**Address: 15F., No.81, Sec. 1, Xintai 5th Rd., Xizhi Dist.,
New Taipei City 221, Taiwan (R.O.C.)**

Tested and Prepared

by

Worldwide Testing Services (Taiwan) Co., Ltd.

FCC Registration No.: 930600

Industry Canada filed test laboratory Reg. No. IC 5679A-1, IC 5107A-1

A2LA Accredited No.: 2732.01



Report No.: W6M21502-14830-C-1

6F, NO. 58, LANE 188, RUEY-KUANG RD., NEIHU TAIPEI 114, TAIWAN, R.O.C.
TEL: 886-2-66068877 FAX: 886-2-66068879 E-mail: wts@wts-lab.com



Registration number: W6M21502-14830-C-1
FCC ID: SZY-SA5116

TABLE OF CONTENTS

1	GENERAL INFORMATION	3
1.1	NOTES.....	3
1.2	TESTING LABORATORY	4
1.2.1	Location	4
1.2.2	Details of accreditation status	4
1.3	DETAILS OF APPROVAL HOLDER.....	4
1.4	APPLICATION DETAILS	5
1.5	GENERAL INFORMATION OF TEST ITEM	5
1.6	TEST STANDARDS.....	6
2	TECHNICAL TEST	7
2.1	SUMMARY OF TEST RESULTS	7
2.2	TEST ENVIRONMENT	7
2.3	TEST EQUIPMENT LIST	8
2.4	GENERAL TEST PROCEDURE	10
3	TEST RESULTS (ENCLOSURE)	12
3.1	PEAK OUTPUT POWER (TRANSMITTER)	13
3.2	EQUIVALENT ISOTROPIC RADIATED POWER.....	20
3.3	RF EXPOSURE COMPLIANCE REQUIREMENTS	20
3.4	TRANSMITTER RADIATED EMISSIONS IN RESTRICTED BANDS.....	21
3.5	SPURIOUS EMISSIONS (TX)	22
3.6	RADIATED EMISSION ON THE BAND EDGE	25
3.7	MINIMUM 6 dB BANDWIDTH.....	30
3.8	PEAK POWER SPECTRAL DENSITY	37
3.9	RADIATED EMISSION FROM DIGITAL PART	44
3.10	POWER LINE CONDUCTED EMISSION	45
	APPENDIX	47



Registration number: W6M21502-14830-C-1
FCC ID: SZY-SA5116

1 General Information

1.1 Notes

The purpose of conformity testing is to increase the probability of adherence to the essential requirements or conformity specifications, as appropriate.

The complexity of the technical specifications, however, means that full and thorough testing is impractical for both technical and economic reasons.

Furthermore, there is no guarantee that a test sample which has passed all the relevant tests conforms to a specification.

Neither is there any guarantee that such a test sample will interwork with other genuinely open systems. The existence of the tests nevertheless provides the confidence that the test sample possesses the qualities as maintained and that its performance generally conforms to representative cases of communications equipment.

The test results of this test report relate exclusively to the item tested as specified in 1.5.

The test report may only be reproduced or published in full.

Reproduction or publication of extracts from the report requires the prior written approval of the Worldwide Testing Services(Taiwan) Co., Ltd.

Specific Conditions:

Usage of the hereunder tested device in combination with other integrated or external antennas requires at least additional output power measurements, spurious emission measurements, conducted emission measurements (AC supply lines) and radio frequency exposure evaluations for each individual configuration performed, for certification by FCC.

The test sample is able to work according IEEE 802.11 b/g/n.

This report is related to FCC Part 15 C (DSSS and OFDM device).

Tester:

April 16, 2015

Kent Lin

Date

WTS-Lab.

Name

Signature

Technical responsibility for area of testing:

April 16, 2015


Kevin Wang

Date

WTS

Name

Signature



Worldwide Testing Services(Taiwan) Co., Ltd.

Registration number: W6M21502-14830-C-1

FCC ID: SZY-SA5116

1.2 Testing laboratory

1.2.1 Location

OATS

No.5-1, Lishui, Shuang Sing Village,
Wanli Dist., New Taipei City 207,
Taiwan (R.O.C.)

3 meter semi-anechoic chamber

No.35, Aly. 21, Ln. 228, Ankang Rd., Neihu Dist., Taipei City 114, Taiwan (R.O.C.)

TEL:886-2-6613-0228

FAX:886-2-2791-5046

Company

Worldwide Testing Services(Taiwan) Co., Ltd.

6F, NO. 58, LANE 188, RUEY-KUANG RD.

NEIHU, TAIPEI 114, TAIWAN R.O.C.

Tel : 886-2-66068877

Fax : 886-2-66068879

1.2.2 Details of accreditation status

Accredited testing laboratory

A2LA accredited number: 2732.01

FCC filed test laboratory Reg. No. 930600

Industry Canada filed test laboratory Reg. No. IC 5679A-1, IC 5107A-1



Test location, where different from Worldwide Testing Services (Taiwan) Co., Ltd. :

Name: ./.

Accredited number: ./.

Street: ./.

Town: ./.

Country: ./.

Telephone: ./.

Fax: ./.

1.3 Details of approval holder

Name: Dexatek Technology Ltd.

Street: 15F., No.81, Sec. 1, Xintai 5th Rd., Xizhi Dist.,

Town: New Taipei City 221,

Country: Taiwan (R.O.C.)

Telephone: 02-8698-4245

Fax: 02-8698-4108



Registration number: W6M21502-14830-C-1
FCC ID: SZY-SA5116

1.4 Application details

Date of receipt of test item: March 04, 2015
Date of test: from March 05, 2015 to April 08, 2015

1.5 General information of Test item

Type of test item: AirBeats HD WS-01
Model Number: OEO5116
Brand Name: ./.
Multi-listing model number: ./.
Photos: see Appendix

Technical data

Frequency band: 2.4 GHz – 2.4835 GHz
11b, 11g, 11n 20MHz
Frequency (ch 1 or A): 2.412 GHz
Frequency (ch 6 or B): 2.437 GHz
Frequency (ch 11 or C): 2.462 GHz
11n 40MHz
Frequency (ch 1 or A): 2.422 GHz
Frequency (ch 4 or B): 2.437 GHz
Frequency (ch 7 or C): 2.452 GHz

Number of Channels: 11b, 11g, 11n 20MHz: 11
11n 40MHz: 7

Operation modes: duplex
Modulation Type: DSSS / OFDM
Fixed point-to-point operation: Yes / No
Type of Antenna: PCB Antenna
Antenna gain: 2.3 dBi
Power supply: Adapter (I/P: 100-240Vac, 50/60Hz, 1.2A max
O/P: 18Vdc, 2A)

Emission designator: 11b: DSSS: 16M4G1D
11g: OFDM: 17M0D1D
11n 20MHz: OFDM: 18M4D1D
11n 40MHz: OFDM: 37M6D1D

Host device: none



Worldwide Testing Services(Taiwan) Co., Ltd.

Registration number: W6M21502-14830-C-1
 FCC ID: SZY-SA5116

Classification :

Fixed Device	<input type="checkbox"/>
Mobile Device (Human Body distance > 20cm)	<input checked="" type="checkbox"/>
Portable Device (Human Body distance < 20cm)	<input type="checkbox"/>
Modular Radio Device	<input type="checkbox"/>

Transmitter

Unom

Mode A (DSSS)

Power (ch 1 or A): Conducted: 15.09 dBm
 Power (ch 6 or B): Conducted: 13.91 dBm
 Power (ch 11 or C): Conducted: 13.61 dBm

Mode B (OFDM)

Power (ch 1 or A): Conducted: 19.89 dBm
 Power (ch 6 or B): Conducted: 19.07 dBm
 Power (ch 11 or C): Conducted: 19.42 dBm

Mode C (OFDM)

Power (ch 1 or A): Conducted: 20.85 dBm
 Power (ch 6 or B): Conducted: 20.08 dBm
 Power (ch 11 or C): Conducted: 20.41 dBm

Mode D (OFDM)

Power (ch 1 or A): Conducted: 18.98 dBm
 Power (ch 4 or B): Conducted: 18.18 dBm
 Power (ch 7 or C): Conducted: 18.24 dBm

Manufacturer: (if applicable)

Name: ./.
 Street: ./.
 Town: ./.
 Country: ./.

1.6 Test standards

Technical standard : FCC RULES PART 15 SUBPART C § 15.247 (2013-10)



Registration number: W6M21502-14830-C-1

FCC ID: SZY-SA5116

2 Technical test

2.1 Summary of test results

No deviations from the technical specification(s) were ascertained in the course of the tests performed.

or

The deviations as specified in 2.5 were ascertained in the course of the tests performed.

2.2 Test environment

Temperature: 23 °C

Relative humidity content: 20 ... 75 %

Air pressure: 86 ... 103 kPa

Power supply: Adapter (I/P: 100-240Vac, 50/60Hz, 1.2A max
O/P: 18Vdc, 2A)

Extreme conditions parameters: ./.



Registration number: W6M21502-14830-C-1

FCC ID: SZY-SA5116

2.3 Test Equipment List

No.	Test equipment	Type	Serial No.	Manufacturer	Cal. Date	Next Cal. Date
ETSTW-CE 001	EMI TEST RECEIVER	ESHS10	842121/013	R&S	2014/9/2	2015/9/1
ETSTW-CE 003	AC POWER SOURCE	APS-9102	D161137	GW	Function Test	
ETSTW-CE 008	HF-EICHLITUNG RF STEP ATTENUATOR 139dB DPSP	334.6010.02	844581/024	R&S	Function Test	
ETSTW-CE 009	TEMP.&HUMIDITY CHAMBER	GTH-225-40-1P-U	MAA0305-009	GIANT FORCE	2014/7/8	2015/7/7
ETSTW-CE 016	TWO-LINE V-NETWORK	ENV216	100050	R&S	2014/10/13	2015/10/12
ETSTW-RE 004	EMI TEST RECEIVER	ESI 40	832427/004	R&S	2014/9/2	2015/9/1
ETSTW-RE 005	EMI TEST RECEIVER	ESVS10	843207/020	R&S	2014/9/2	2015/9/1
ETSTW-RE 012	TUNABLE BANDREJECT FILTER	D.C 0309	146	K&L	Function Test	
ETSTW-RE 013	TUNABLE BANDREJECT FILTER	D.C 0336	397	K&L	Function Test	
ETSTW-RE 018	MICROWAVE HORN ANTENNA	AT4560	27212	AR	2014/10/15	2015/10/14
ETSTW-RE 027	Passive Loop Antenna	6512	00034563	ETS-Lindgren	2014/7/01	2015/6/30
ETSTW-RE 030	Double-Ridged Guide Horn Antenna	3117	00035224	ETS-Lindgren	2015/3/17	2016/3/16
ETSTW-RE 045	ESA-E SERIES SPECTRUM ANALYZER	E4404B	MY45111242	Agilent	Pre-test Use	
ETSTW-RE 049	TRILOG Super Broadband test Antenna	VULB 9160	9160-3185	Schwarzbeck	2015/3/19	2016/3/18
ETSTW-RE 050	Attenuator 10dB	50HF-010-1	None	JFW	2015/3/2	2016/3/1
ETSTW-RE 051	Attenuator 6dB	50HF-006-1	None	JFW	2015/3/2	2016/3/1
ETSTW-RE 053	Attenuator 3dB	50HF-003-1	None	JFW	2015/3/2	2016/3/1
ETSTW-RE 055	SPECTRUM ANALYZER	FSU 26	200074	R&S	2014/6/05	2015/6/04
ETSTW-RE 060	Attenuator 30dB	5015-30	F651012z-01	ATM	2015/3/2	2016/3/1
ETSTW-RE 062	Amplifier Module	CHC 2	None	KMIC	2014/11/26	2015/11/25
ETSTW-RE 064	Bluetooth Test Set	MT8852B-042	6K00005709	Anritsu	Function Test	
ETSTW-RE 069	Double-Ridged Guide Horn Antenna	3117	00069377	ETS-Lindgren	Function Test	
ETSTW-RE 072	CELL SITE TEST SET	8921A	3339A00375	HP	2014/10/9	2015/10/8
ETSTW-RE 088	SOLID STATE AMPLIFIER	KMA180265A01	99057	KMIC	2014/9/22	2015/9/21
ETSTW-RE 099	DC Block	50DB-007-1	None	JFW	2015/3/2	2016/3/1
ETSTW-RE 106	Humidity Temperature Meter	TES-1366	091011113	TES	2014/11/7	2015/11/6
ETSTW-RE 111	TRILOG Super Broadband test Antenna	VULB 9160	9160-3309	Schwarz beck	2014/12/5	2015/12/4
ETSTW-RE 112	AC POWER SOURCE	TFC-1005	None	T-Power	Function test	
ETSTW-RE 115	2.4GHz Notch Filter	N0124411	473874	MICROWAVE CIRCUITS	2015/1/7	2016/1/6
ETSTW-RE 120	RF Player	MP9200	MP9210-111022	ADIVIC	Function test	
ETSTW-RE 122	SIGNAL GENERATOR	SMF100A	102149	R&S	2014/6/11	2015/6/10
ETSTW-RE 125	5GHz Notch filter	5NSL11-5200/E221.3-O/O	1	K&L Microwave	2014/8/12	2015/8/11



Worldwide Testing Services(Taiwan) Co., Ltd.

Registration number: W6M21502-14830-C-1

FCC ID: SZY-SA5116

ETSTW-RE 126	5GHz Notch filter	5NSL11-5800/E221.3-O/O	1	K&L Microwave	2014/8/12	2015/8/11
ETSTW-RE 127	RF Switch Box	RFS-01	None	WTS	2015/3/2	2016/3/1
ETSTW-RE 128	5.3GHz Notch filter	N0153001	SN487233	Microwave Circuits	2014/8/12	2015/8/11
ETSTW-RE 129	5.5GHz Notch filter	N0555984	SN487234	Microwave Circuits	2014/8/12	2015/8/11
ETSTW-RE 130	Handheld RF Spectrum Analyzer	N9340A	CN0147000204	Agilent	Pre-test Use	
ETSTW-GSM 002	Universal Radio Communication Tester	CMU 200	109439	R&S	2014/10/20	2015/10/19
ETSTW-GSM 003	Radio Communication Analyzer	MT8820C	6201342073	Anritsu	2015/3/5	2016/3/4
ETSTW-GSM 019	Band Reject Filter	WRCTF824/849-822/851-40 /12+9SS	3	WI	2015/1/7	2016/1/6
ETSTW-GSM 020	Band Reject Filter	WRCD1747/1748-1743/1752-32/5SS	1	WI	2015/1/7	2016/1/6
ETSTW-GSM 021	Band Reject Filter	WRCD1879.5/1880.5-1875.5/1884.5-32/5SS	3	WI	2015/1/7	2016/1/6
ETSTW-GSM 022	Band Reject Filter	WRCT901.9/903.1-904.25-50/8SS	1	WI	2015/1/7	2016/1/6
ETSTW-GSM 023	Power Divider	4901.19.A	None	SUHNER	2014/9/17	2015/9/16
ETSTW-Cable 010	BNC Cable	5 M BNC Cable	None	JYE BAO CO.,LTD.	2014/10/15	2015/10/14
ETSTW-Cable 011	BNC Cable	BNC Cable 1	None	JYE BAO CO.,LTD.	Pre-test Use NCR	
ETSTW-Cable 012	N TYPE To SMA Cable	Cable 012	None	JYE BAO CO.,LTD.	2014/10/15	2015/10/14
ETSTW-Cable 016	BNC Cable	Switch Box	B Cable 1	Schwarz beck	2015/2/25	2016/2/24
ETSTW-Cable 017	BNC Cable	X Cable	B Cable 2	Schwarz beck	2015/2/25	2016/2/24
ETSTW-Cable 018	BNC Cable	Y Cable	B Cable 3	Schwarz beck	2015/2/25	2016/2/24
ETSTW-Cable 019	BNC Cable	Z Cable	B Cable 4	Schwarz beck	2015/2/25	2016/2/24
ETSTW-Cable 022	N TYPE Cable	5006	0002	JYE BAO CO.,LTD.	2015/3/19	2016/3/18
ETSTW-Cable 026	Microwave Cable	SUCOFLEX 104	279075	HUBER+SUHNER	2015/3/2	2016/3/1
ETSTW-Cable 027	Microwave Cable	SUCOFLEX 104	279083	HUBER+SUHNER	2015/3/2	2016/3/1
ETSTW-Cable 028	Microwave Cable	FA147A0015M2020	30064-2	UTIFLEX	2015/1/16	2016/1/15
ETSTW-Cable 029	Microwave Cable	FA147A0015M2020	30064-3	UTIFLEX	2014/9/22	2015/9/21
ETSTW-Cable 030	Microwave Cable	SUCOFLEX 104 (S_Cable 9)	279067	HUBER+SUHNER	2015/3/2	2016/3/1
ETSTW-Cable 031	Microwave Cable	SUCOFLEX 104 (S_Cable 10)	238092	HUBER+SUHNER	2014/11/26	2015/11/25
ETSTW-Cable 043	Microwave Cable	SUCOFLEX 104	317576	HUBER+SUHNER	2014/11/26	2015/11/25
ETSTW-Cable 048	Microwave Cable	SUCOFLEX 104	325518	HUBER+SUHNER	2014/11/26	2015/11/25
ETSTW-Cable 053	N TYPE To SMA Cable	RG142	None	JYE BAO CO.,LTD.	2015/3/19	2016/3/18
ETSTW-Cable 058	Microwave Cable	SUCOFLEX 104	none	HUBER+SUHNER	2015/3/19	2016/3/18
WTSTW-SW 002	EMI TEST SOFTWARE	EZ EMC	None	Farad	Version ETS-03A1	



Registration number: W6M21502-14830-C-1
FCC ID: SZY-SA5116

2.4 General Test Procedure

POWER LINE CONDUCTED INTERFERENCE: The procedure used was ANSI STANDARD C63.4-2009 5.2 using a 50 μ H LISN (if necessary). Both lines were observed. The bandwidth of the spectrum analyzer was 10 kHz with an appropriate sweep speed.

RADIATION INTERFERENCE: The test procedure used was according to ANSI STANDARD C63.4-2009 6.4 employing a spectrum analyzer. For investigated frequency is equal to or below 1GHz, the RBW and VBW of the spectrum analyzer was 100 kHz and 100kHz respectively with an appropriate sweep speed. For investigated frequency is above 1GHz, both of RBW and VBW of the spectrum analyzer were 1 MHz with an appropriate sweep speed. The analyzer was calibrated in dB above a microvolt at the output of the antenna.

FORMULA OF CONVERSION FACTORS: The Field Strength at 3m was established by adding the meter reading of the spectrum analyzer (which is set to read in units of dB μ V) to the antenna correction factor supplied by the antenna manufacturer. The antenna correction factors are stated in terms of dB.

Example:

Freq (MHz) METER READING + ACF + CABLE LOSS (to the receiver) = FS
33 20 dB μ V + 10.36 dB + 6 dB = 36.36 dB μ V/m @3m

The EUT was placed on a table 80 cm high and with dimensions of 1m by 1.5m (non metallic table) and arranged according to ANSI C63.4-2009 6.3.1. The table used for radiated measurements is capable of continuous rotation. The spectrum was scanned from 30 MHz to the frequency specified as follows:

- (1) If the intentional radiator operates below 10 GHz: to the tenth harmonic of the highest fundamental frequency or to 40 GHz, whichever is lower.
- (2) If the intentional radiator operates at or above 10 GHz and below 30 GHz: to the fifth harmonic of the highest fundamental frequency or to 100 GHz, whichever is lower.
- (3) If the intentional radiator operates at or above 30 GHz: to the fifth harmonic of the highest fundamental frequency or to 200 GHz, whichever is lower, unless specified otherwise elsewhere in the rules.
- (4) If the intentional radiator contains a digital device, regardless of whether this digital device controls the functions of the intentional radiator or the digital device is used for additional control or function purposes other than to enable the operation of the intentional radiator, the frequency range shall be investigated up to the range specified in paragraphs (a)(1)-(a)(3) of this section or the range applicable to the digital device, as shown in paragraph (b)(1) of this Section, whichever is the higher frequency range of investigation.

For hand-held devices, a exploratory test was performed with three (3) orthogonal planes to determine the highest emissions.

Measurements were made by Worldwide Testing Services(Taiwan) Co., Ltd. at the registered open field test site located at No.5-1, Lishui, Shuang Sing Village, Wanli Dist., New Taipei City 207, Taiwan (R.O.C.). The Registration Number: 930600.

When an emission was found, the table was rotated to produce the maximum signal strength. At this point, the antenna was raised and lowered from 1m to 4m. The antenna was placed in both the horizontal and vertical planes.



Registration number: W6M21502-14830-C-1

FCC ID: SZY-SA5116

When the radiated emission limits are expressed in terms of the average value of the emission, and pulsed operation is employed, the measurement field strength shall be determined by averaging over one complete pulse train, including blanking intervals, as long as the pulse train does not exceed 0.1 seconds. As an alternative (provided the transmitter operates for longer than 0.1 seconds) or in cases where the pulse train exceeds 0.1 seconds, the measured field strength shall be determined from the average absolute voltage during a 0.1 second interval during which the field strength is at its maximum value.

The formula is as follows:

Average = Peak + Duty Factor

Duty Factor = $20 \log(\text{dwell time}/T)$

T = 100ms when the pulse train period is over 100 ms or the period of the pulse train.

Modified Limits for peak according to 15.35 (b) = Max Permitted average Limits + 20dB

ANSI STANDARD C63.4-2009 10.2.7: Any measurements that utilize special test software shall be indicated and referenced in the test report. During testing, test software 'EZ EMC' was used for setting up different operation modes.



Registration number: W6M21502-14830-C-1

FCC ID: SZY-SA5116

3 Test results (enclosure)

TEST CASE	Para. Number	Required	Test passed	Test failed
Peak Output Power	15.247(b)	<input checked="" type="checkbox"/>	<input checked="" type="checkbox"/>	<input type="checkbox"/>
Equivalent isotropically radiated Power	15.247(b)	<input checked="" type="checkbox"/>	<input checked="" type="checkbox"/>	<input type="checkbox"/>
Spurious Emissions radiated – Transmitter operating	15.247(c): 15.209	<input checked="" type="checkbox"/>	<input checked="" type="checkbox"/>	<input type="checkbox"/>
Band Edge Measurement	15.247(d)	<input checked="" type="checkbox"/>	<input checked="" type="checkbox"/>	<input type="checkbox"/>
Minimum 6 dB Bandwidth	15.247(a)(2)	<input checked="" type="checkbox"/>	<input checked="" type="checkbox"/>	<input type="checkbox"/>
Peak Power Spectral Density	15.247(e)	<input checked="" type="checkbox"/>	<input checked="" type="checkbox"/>	<input type="checkbox"/>
Radiated Emission from Digital Part	15.109	<input type="checkbox"/>	<input type="checkbox"/>	<input type="checkbox"/>
Power Line Conducted Emission	15.207	<input checked="" type="checkbox"/>	<input checked="" type="checkbox"/>	<input type="checkbox"/>



Registration number: W6M21502-14830-C-1
FCC ID: SZY-SA5116

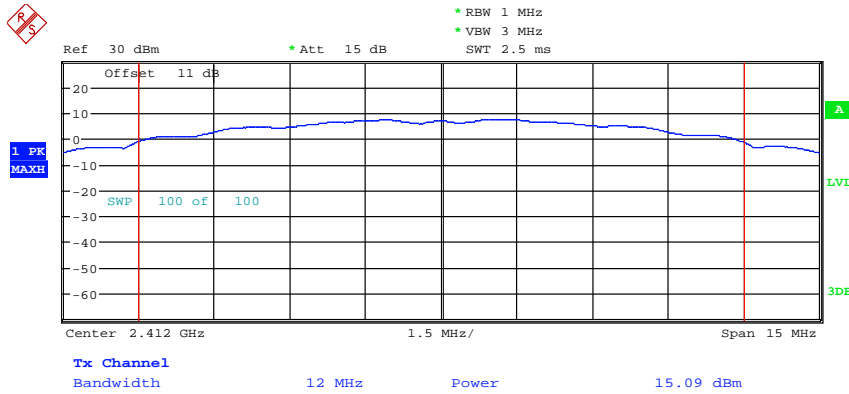
3.1 Peak Output Power (transmitter)

FCC Rule: 15.247(b)(3)

This measurement applies to equipment with an integral antenna and to equipment with an antenna connector and equipped with an antenna as declared by the applicant.

The power was measured with modulation (declared by the applicant).

Mode A

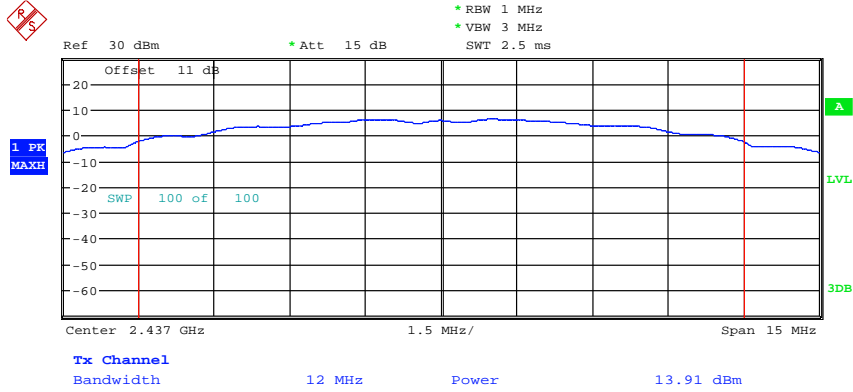


MAX OUTPUT POWER 802.11B CH01
Date: 5.MAR.2015 12:44:19

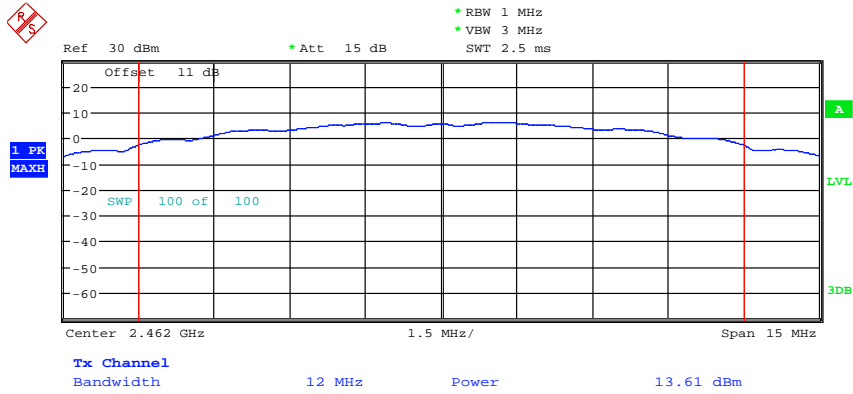


Worldwide Testing Services(Taiwan) Co., Ltd.

Registration number: W6M21502-14830-C-1
FCC ID: SZY-SA5116



MAX OUTPUT POWER 802.11B CH06
Date: 5.MAR.2015 12:44:58



MAX OUTPUT POWER 802.11B CH11
Date: 5.MAR.2015 12:45:28

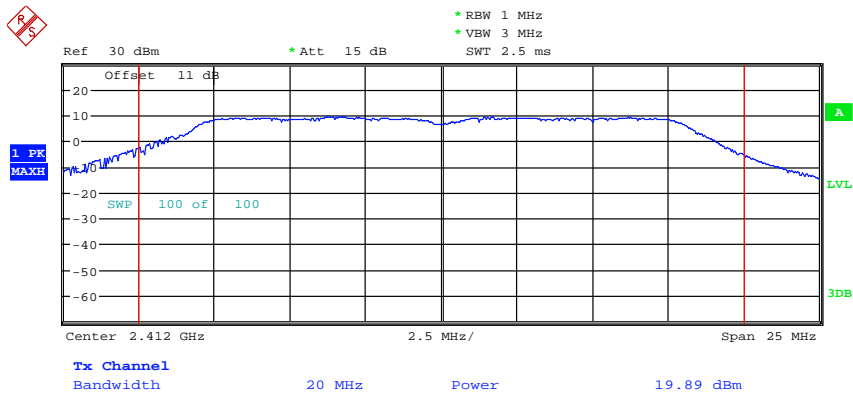


Worldwide Testing Services(Taiwan) Co., Ltd.

Registration number: W6M21502-14830-C-1

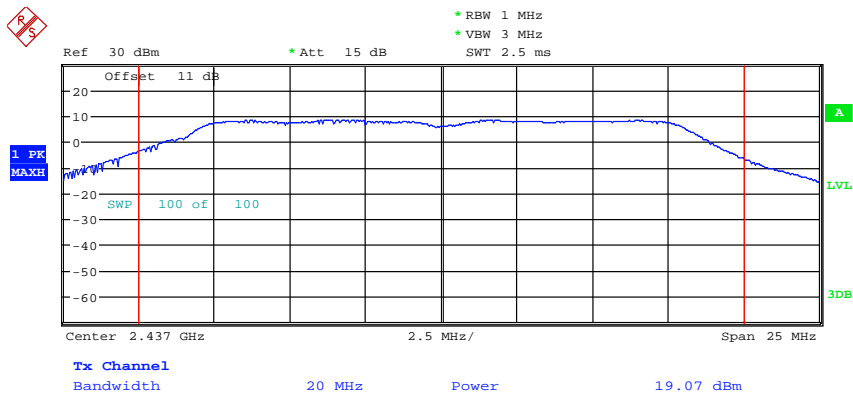
FCC ID: SZY-SA5116

Mode B



MAX OUTPUT POWER 802.11G CH01

Date: 5.MAR.2015 12:47:06

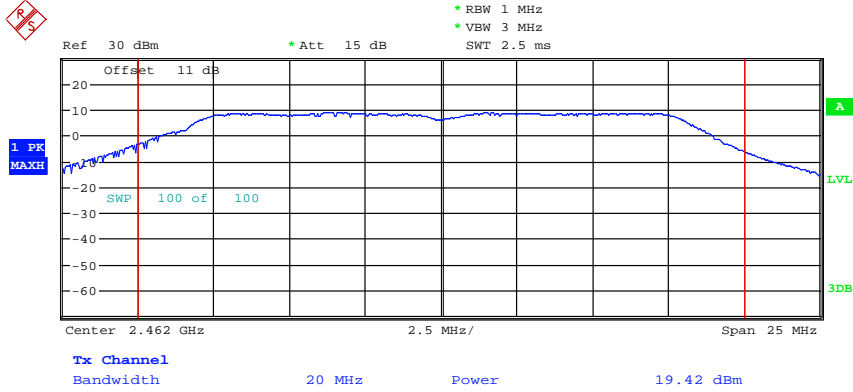


MAX OUTPUT POWER 802.11G CH06

Date: 5.MAR.2015 12:47:53

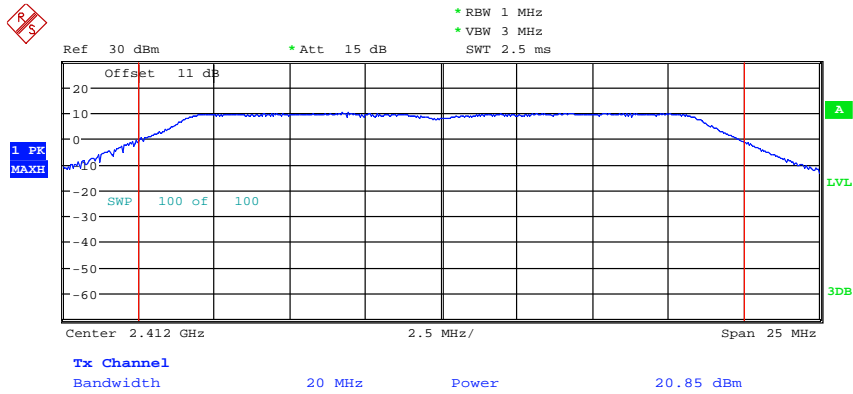


Registration number: W6M21502-14830-C-1
FCC ID: SZY-SA5116



MAX OUTPUT POWER 802.11G CH11
Date: 5.MAR.2015 12:48:29

Mode C

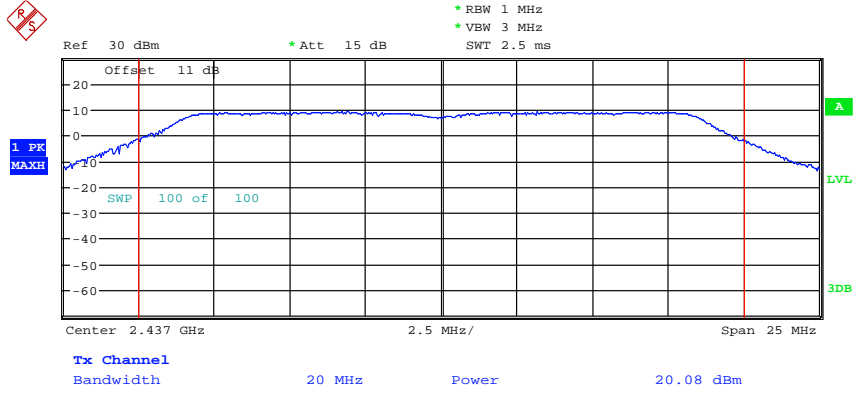


MAX OUTPUT POWER 802.11N 20MHZ CH01
Date: 5.MAR.2015 12:49:16

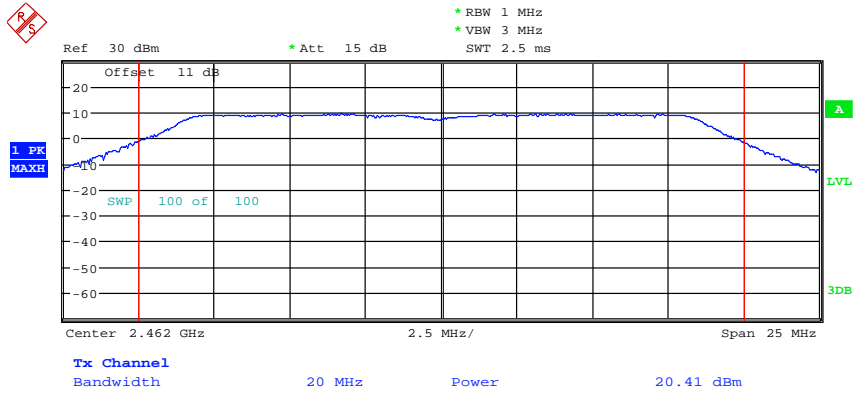


Worldwide Testing Services(Taiwan) Co., Ltd.

Registration number: W6M21502-14830-C-1
FCC ID: SZY-SA5116



MAX OUTPUT POWER 802.11N 20MHZ CH06
Date: 5.MAR.2015 12:49:50

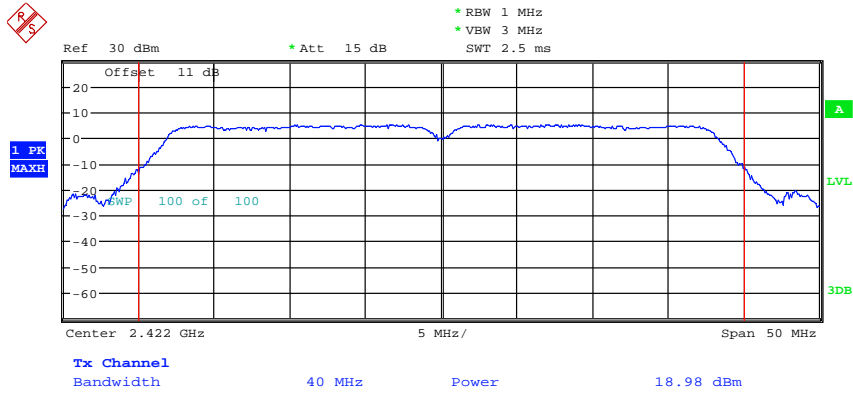


MAX OUTPUT POWER 802.11N 20MHZ CH11
Date: 5.MAR.2015 12:50:21

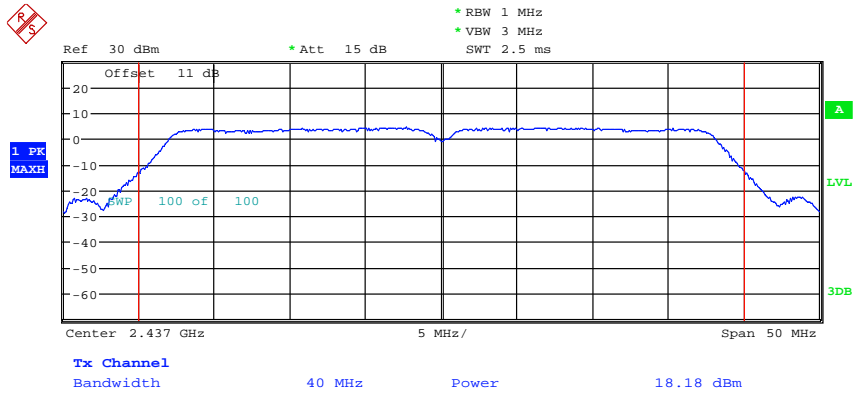


Worldwide Testing Services(Taiwan) Co., Ltd.

Registration number: W6M21502-14830-C-1
FCC ID: SZY-SA5116
Mode D



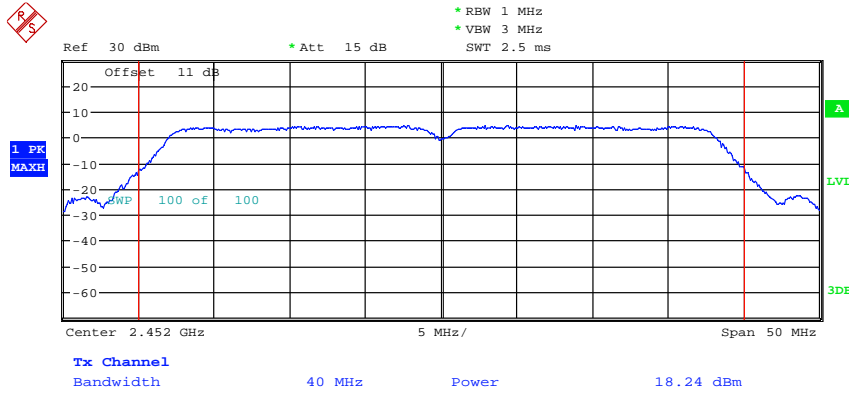
MAX OUTPUT POWER 802.11N 40MHZ CH01
Date: 5.MAR.2015 12:51:02



MAX OUTPUT POWER 802.11N 40MHZ CH04
Date: 5.MAR.2015 12:52:00



Registration number: W6M21502-14830-C-1
 FCC ID: SZY-SA5116



MAX OUTPUT POWER 802.11N 40MHZ CH07
 Date: 5.MAR.2015 12:53:01

Limits:

Frequency MHz	Power dBm
902 - 928	30
2400 – 2483.5	30
5725 – 5850	30

In case of employing transmitter antennas having antenna gain > 6 dBi and using fixed point-to point operation consider §15.247 (b)(4)

Test equipment used: ETSTW-RE 055, ETSTW-RE 050

Explanation: ./.



Registration number: W6M21502-14830-C-1
 FCC ID: SZY-SA5116

3.2 Equivalent isotropic radiated power

FCC Rule: 15.247(b)(3)

EIRP = max. conducted output power + antenna gain (Directional gain)

EIRP = 20.85 dBm + 2.3 dBi
 = 23.15 dBm

Limit: EIRP = +36 dBm for Antenna gain <6dBi

Test equipment used: ETSTW-RE 055

3.3 RF Exposure Compliance Requirements

FCC OET Bulletin 65 Edition 97.01 determines the equations for predicting RF fields and applicable limits.

The prediction for power density in the far-field but will over-predict power density in the near field, where it could be used for walking a “worst case” or conservative prediction.

$$S = \frac{PG}{4\pi R^2}$$

- S – Power Density
- P – Output power ERP
- R – Distance
- D – Cable Loss
- AG – Antenna Gain

Item	Unit	Value	Remarks
P	mW	121.6186	Peak value
D	dB		
AG	dBi	2.3	
G		1.6982	Calculated Value
R	cm	20	Assumed value
S	mW/cm ²	0.0411	Calculated value

Limits:

Limit for General Population / Uncontrolled Exposure	
Frequency (MHz)	Power Density (mW/cm ²)
1500 – 100.000	1.0



Registration number: W6M21502-14830-C-1

FCC ID: SZY-SA5116

3.4 Transmitter Radiated Emissions in Restricted Bands

FCC Rules: 15.247 (c), 15.205, 15.209, 15.35

Radiated emission measurements were performed from 30 MHz to 26500 MHz.

For radiated emission tests, the analyzer setting was as followings:

Frequency \leq 1 GHz, RBW:100 kHz, VBW: 100 kHz (Peak measurements)

Frequency $>$ 1 GHz, RBW: 1 MHz, VBW: 1 MHz (Peak measurements)

Frequency $>$ 1 GHz , RBW:1 MHz , VBW: 10 Hz (Average measurements)

Limits.

For frequencies below 1GHz:

Frequency of Emission (MHz)	Field strength (microvolts/meter)	Field Strength (dB microvolts/meter)
30 - 88	100	40.0
88 - 216	150	43.5
216 - 960	200	46.0
Above	500	54.0

For frequencies above 1GHz (Average measurements).

Guidance on Measurement of Digit Transmission Systems:

“If the emission is pulsed, modify the unit for continuous operation, use the setting shown above, then correct the reading by subtracting the peak-average correction factor, derived from the appropriate duty cycle calculation.”

The correction factor, based on the total channel dwell time in a 100 ms period, may be mathematically applied to a measurement made with an average detector, to further reduce the value.

$$\text{Duty cycle correction} = 20 \log (\text{dwell time}/ 100\text{ms})$$

Note: No duty cycle correction was added to the reading of this EUT.

Explanation: see attached diagrams in Appendix.



Registration number: W6M21502-14830-C-1

FCC ID: SZY-SA5116

3.5 Spurious Emissions (tx)

Spurious emission was measured with modulation (declared by manufacturer).

In any 100 kHz bandwidth outside the frequency band in which the intentional radiator is operating, the radio frequency power that is produced by the intentional radiator shall be at least 20dB below that in the 100 kHz bandwidth within the band that contains the highest level of the desired power, based on either an RF conducted or a radiated measurement. Attenuation below the general limits specified in § 15.209(a) is not required. In addition, radiated emissions which fall in the restricted bands, as defined in § 15.205(a), must also comply with the radiated emission limits specified in § 15.209(a) (see § 15.205(c))

FCC Rule: 15.247(c), 15.35

For out of band emissions that are close to or that exceed the 20 dB attenuation requirement described in the specification, radiated measurements were performed at a 3 m separation distance to determine whether these emissions complied with the general radiated emission requirement.

Limits:

For frequencies above 1GHz (Peak measurements).

Modified Limit for peak according to 15.35 (b) = Max Permitted average Limits + 20dB

For frequencies above 1GHz (Average measurements).

Max. reading – 20dB

Max. reading – 20 dB

Guidance on Measurement of Digit Transmission Systems:

“If the emission is pulsed, modify the unit for continuous operation, use the settings shown above, then correct the reading by subtracting the peak-average correction factor, derived from the appropriate duty cycle calculation.”

The correction factor, based on the total channel dwell time in a 100 ms period, may be mathematically applied to a measurement made with an average detector, to further reduce the value.

Duty Cycle correction = $20 \log (\text{dwell time}/100\text{ms})$

Note: No duty cycle correction was added to the reading of EUT.



Worldwide Testing Services(Taiwan) Co., Ltd.

Registration number: W6M21502-14830-C-1
 FCC ID: SZY-SA5116

SAMPLE CALCULATION OF LIMIT. All results will be updated by an automatic measuring system in accordance with point 2.3.

Calculation of test results:

Such factors like antenna correction, cable loss, external attenuation etc. are already included in the provided measurement results. This is done by using validated test software and calibrated test system according the accreditation requirements.

The peak and average spurious emission plots was measured with the average limits.

In the Table being listed the critical peak and average value and exhibit the compliance with the above calculated Limits.

If in the column's correction factor states a value then the max. Field strength in the same row is corrected by a value gained from the "Correction Factor".

Summary table with radiated data of the test plots

Model: OEO5116 Date: --
 Mode: Temperature: -- °C Engineer: --
 Polarization: Horizontal Humidity: -- %

Frequency (MHz)	Reading (dBuV)	Detector	Factor (dB)	Result (dBuV/m)	Limit (dBuV/m)	Margin (dB)	Table Degree (Deg.)	Ant. High (cm)
--	--	--	--	--	--	--	--	--
--	--	--	--	--	--	--	--	--

Frequency (MHz)	Reading (dBuV)		Factor (dB) Corr.	Result (dBuV/m)		Limit (dBuV/m)		Margin (dB)	Table Degree (Deg.)	Ant. High (cm)
	Peak	Ave.		Peak	Ave.	Peak	Ave.			
--	--	--	--	--	--	--	--	--	--	--
--	--	--	--	--	--	--	--	--	--	--
--	--	--	--	--	--	--	--	--	--	--
--	--	--	--	--	--	--	--	--	--	--

Polarization: Vertical

Frequency (MHz)	Reading (dBuV)	Detector	Factor (dB)	Result (dBuV/m)	Limit (dBuV/m)	Margin (dB)	Table Degree (Deg.)	Ant. High (cm)
--	--	--	--	--	--	--	--	--
--	--	--	--	--	--	--	--	--

Frequency (MHz)	Reading (dBuV)		Factor (dB) Corr.	Result (dBuV/m)		Limit (dBuV/m)		Margin (dB)	Table Degree (Deg.)	Ant. High (cm)
	Peak	Ave.		Peak	Ave.	Peak	Ave.			
--	--	--	--	--	--	--	--	--	--	--
--	--	--	--	--	--	--	--	--	--	--
--	--	--	--	--	--	--	--	--	--	--
--	--	--	--	--	--	--	--	--	--	--



Registration number: W6M21502-14830-C-1
FCC ID: SZY-SA5116

Note

- 1. Correction Factor = Antenna factor + Cable loss - Preamplifier**
- 2. The formula of measured value as: Test Result = Reading + Correction Factor**
- 3. Detector function in the form : PK = Peak, QP = Quasi Peak, AV = Average**
- 4. All not in the table noted test results are more than 20 dB below the relevant limits.**
- 5. Measurement uncertainty for 3m measurement: 30-1000 MHz = ± 4.32 dB, 1-18 GHz = ± 4.95 dB, 18-40 GHz = ± 2.94 dB ; Reported uncertainties represent expanded uncertainties expressed at approximately the 95% confidence level using a coverage factor of k = 2.**
- 6. See attached diagrams in appendix.**

TEST RESULT (Transmitter): The unit DOES meet the FCC requirements.

Test equipment used: ETSTW-RE 004, ETSTW-RE 030, ETSTW-RE 111,
ETSTW-RE 088, ETSTW-RE 018



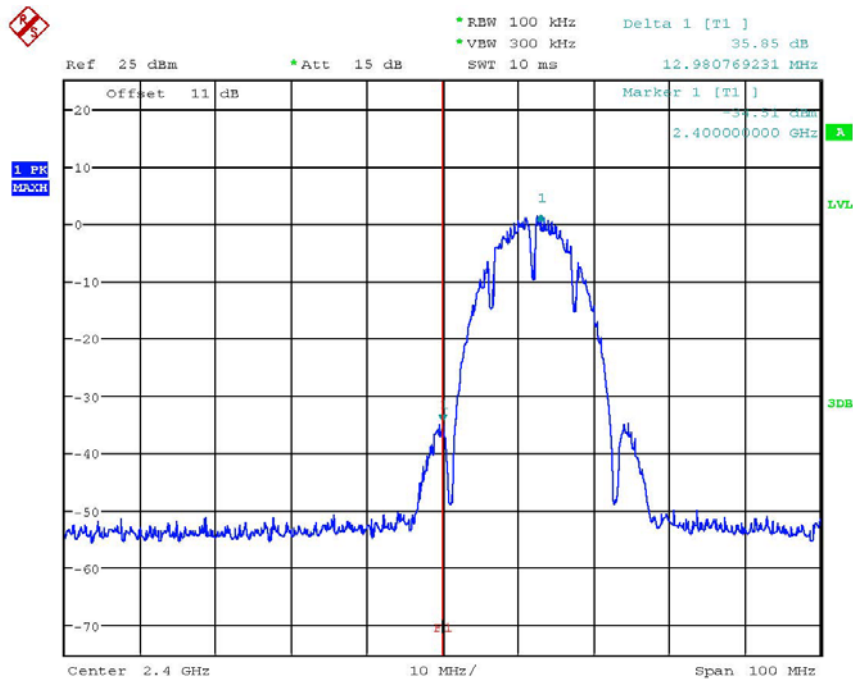
Registration number: W6M21502-14830-C-1
FCC ID: SZY-SA5116

3.6 Radiated Emission on the band edge

According to FCC rules part 15 subpart C §15.247(d) in any 100 kHz bandwidth outside the frequency band in which the intentional radiator is operating, the radio frequency power that is produced by the intentional radiator shall be at least 20dB below that in the 100 kHz bandwidth within the band that contains the highest level of the desired power, based on either an RF conducted or a radiated measurement. Attenuation below the general limits specified in § 15.209(a) is not required.

In addition radiated emission which fall in the restricted bands, as defined in section 15.205(a), must also with the radiated emission limits.

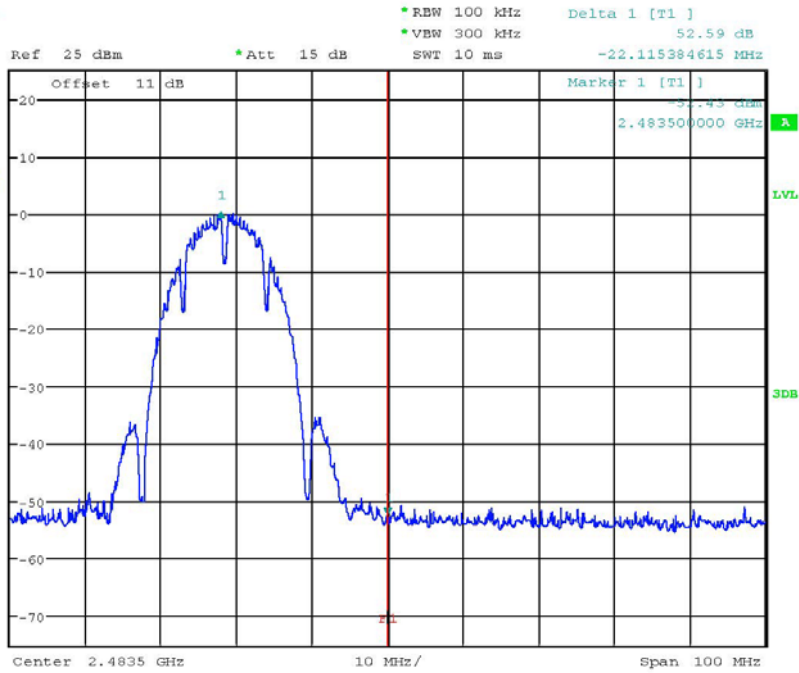
Mode A



BANDEDGE 802.11B CH01
Date: 5.MAR.2015 12:44:41

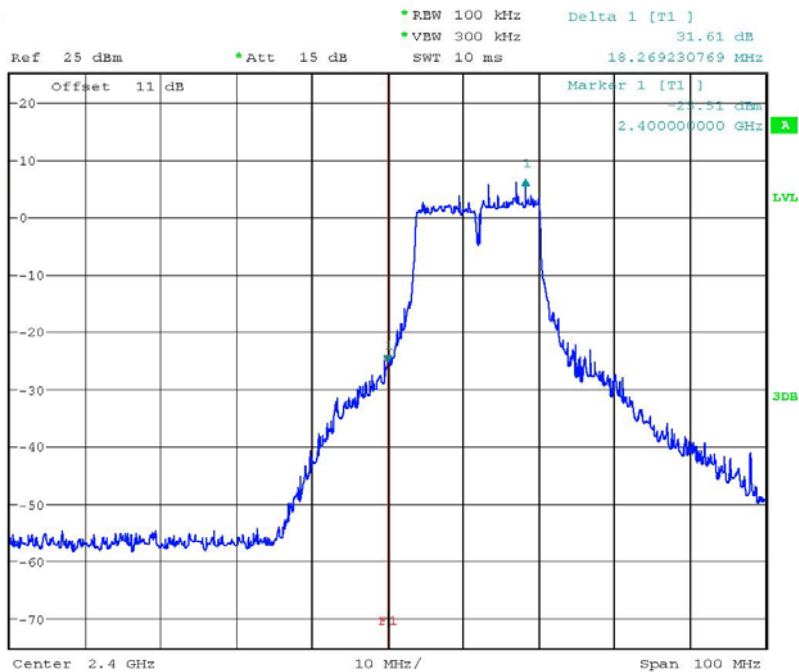


Registration number: W6M21502-14830-C-1
FCC ID: SZY-SA5116



BANDEDGE 802.11B CH11
Date: 5.MAR.2015 12:45:49

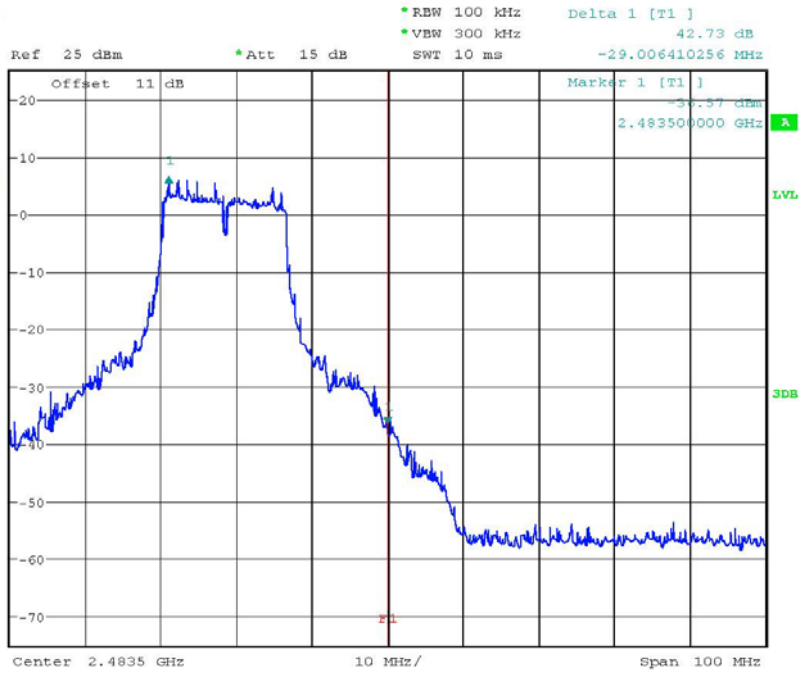
Mode B



BANDEDGE 802.11G CH01
Date: 5.MAR.2015 11:28:11

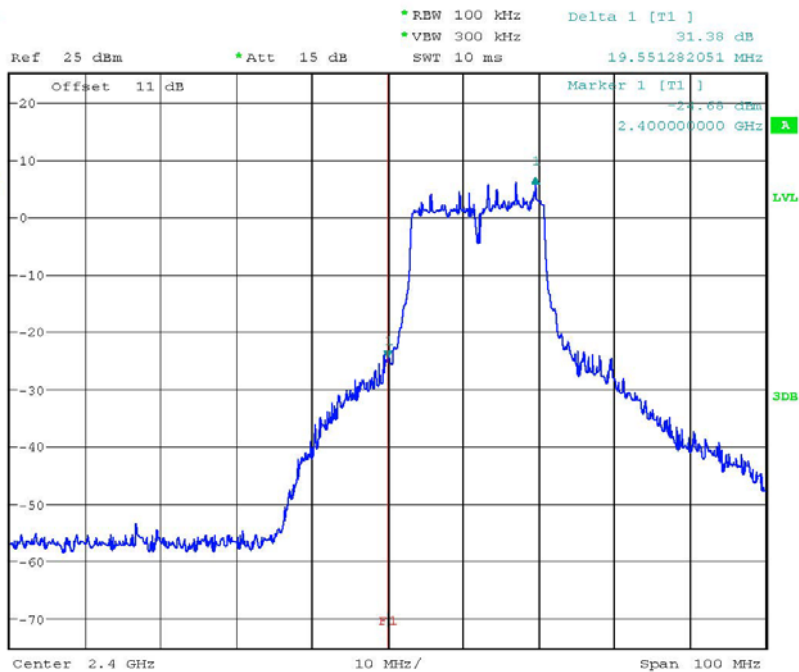


Registration number: W6M21502-14830-C-1
FCC ID: SZY-SA5116



BANDEDGE 802.11G CH11
Date: 5.MAR.2015 11:44:37

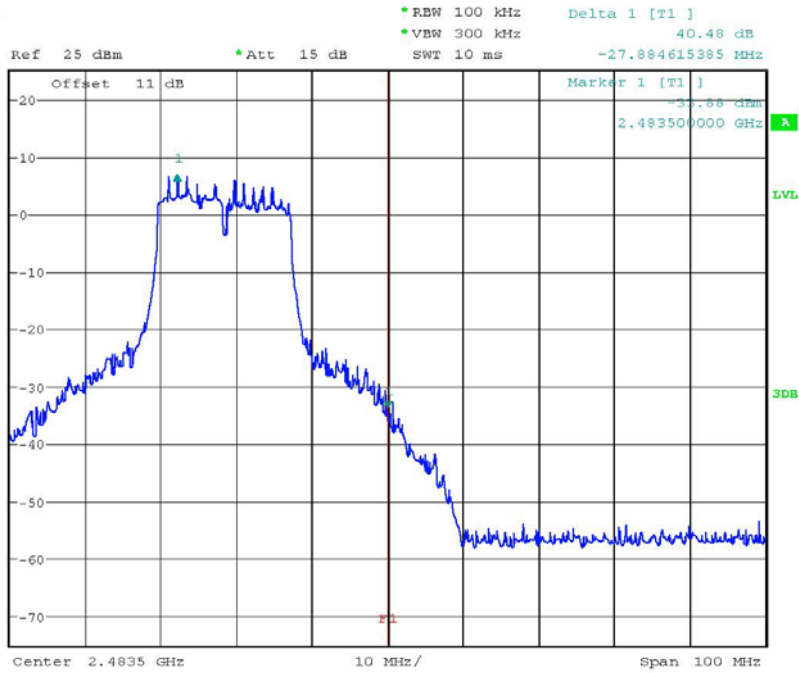
Mode C



BANDEDGE 802.11N 20MHZ CH01
Date: 5.MAR.2015 11:45:54

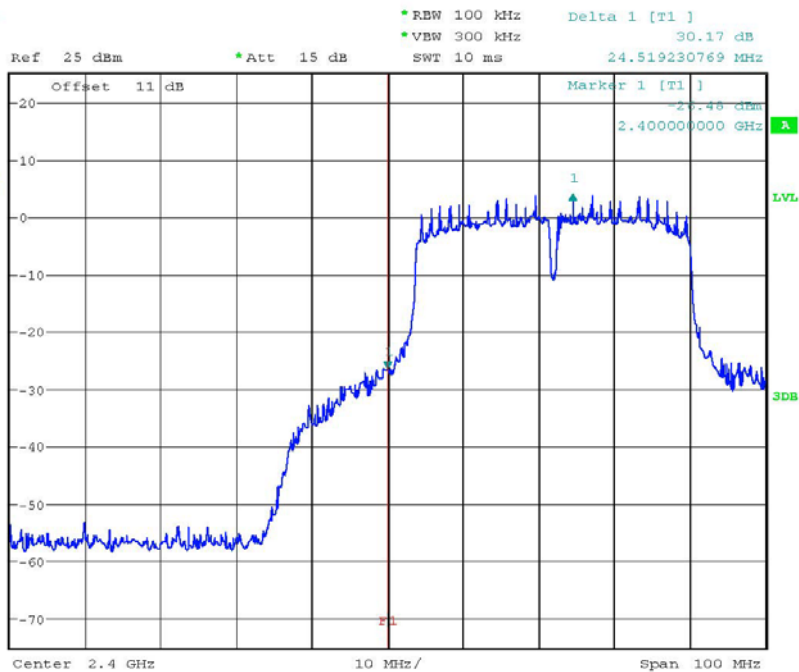


Registration number: W6M21502-14830-C-1
FCC ID: SZY-SA5116



BANDEDGE 802.11N 20MHZ CH11
Date: 5.MAR.2015 11:48:31

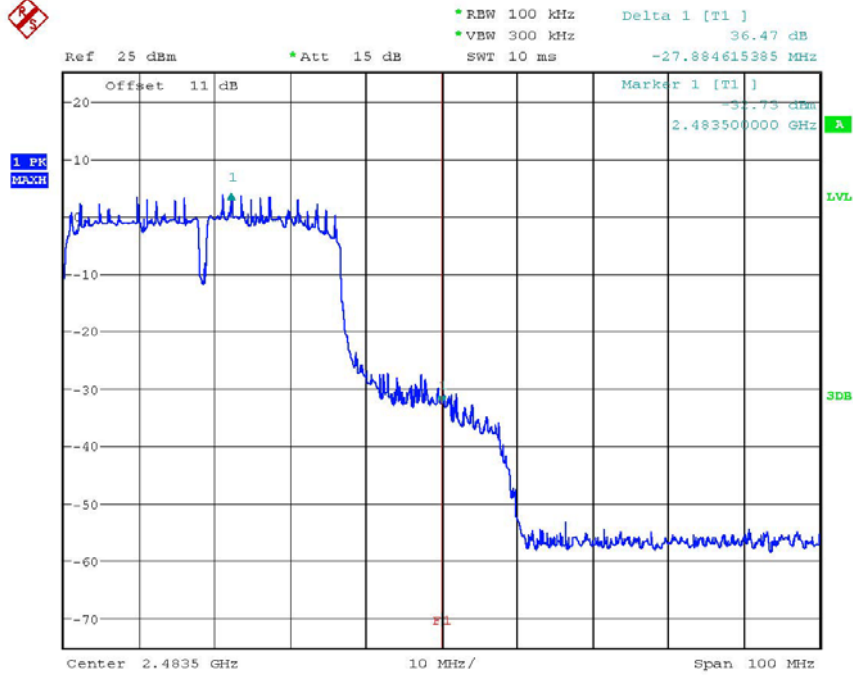
Mode D



BANDEDGE 802.11N 40MHZ CH01
Date: 5.MAR.2015 11:49:49



Registration number: W6M21502-14830-C-1
 FCC ID: SZY-SA5116



BANDEDGE 802.11N 40MHZ CH07
 Date: 5.MAR.2015 11:52:57

Limit:

Frequency Range / MHz	Limit
902 – 928	- 20 dB
2400 – 2483.5	
5725 - 5850	

Test equipment used: ETSTW-RE 055, ETSTW-RE 050

Explanation: ./.

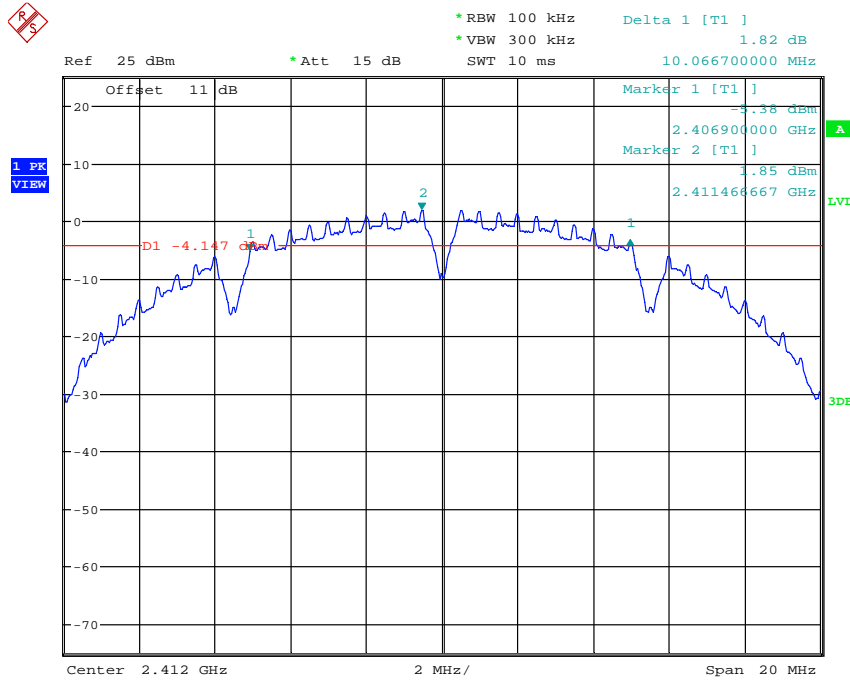


Registration number: W6M21502-14830-C-1
FCC ID: SZY-SA5116

3.7 Minimum 6 dB Bandwidth

The analyzer ResBW was set to 100 kHz. For each RF output channel investigated, the spectrum analyzer center frequency was set to the channel carrier. A PEAK reading was taken, two markers were set 6 dB below the maximum level on the right and the left side of the emission. The 6 dB bandwidth is the frequency difference between the two markers.

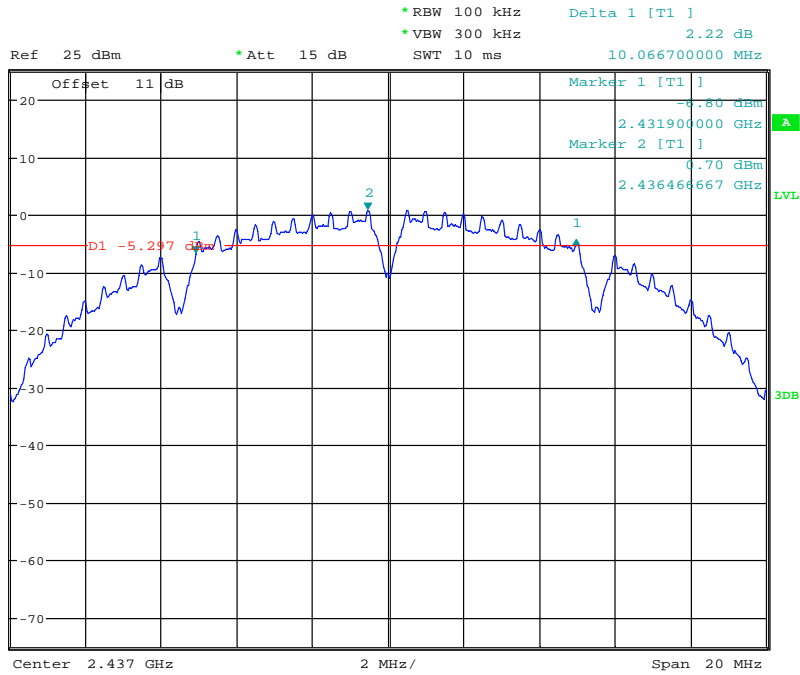
Mode A



6DB BANDWIDTH 802.11B CH01
Date: 5.MAR.2015 12:44:28

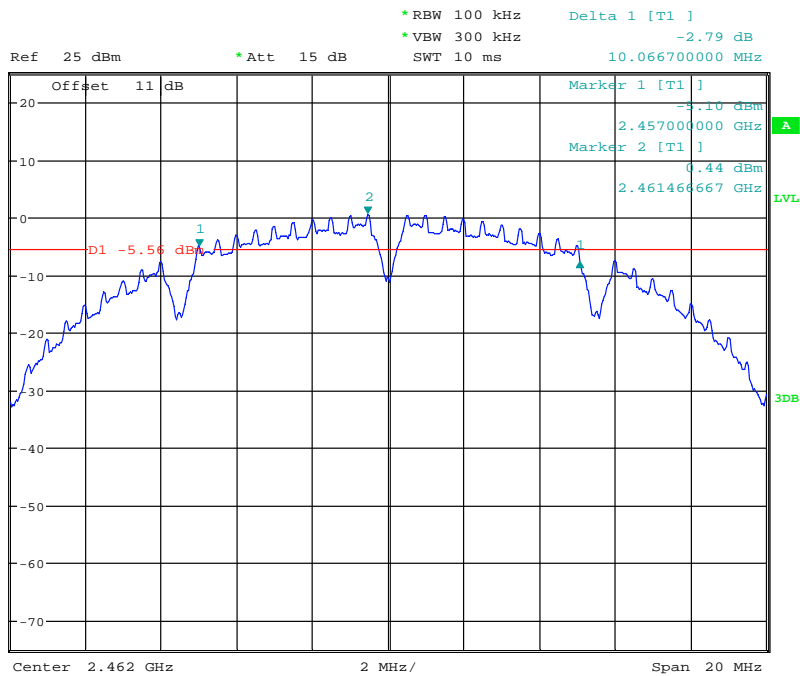


Registration number: W6M21502-14830-C-1
FCC ID: SZY-SA5116



6DB BANDWIDTH 802.11B CH06

Date: 5.MAR.2015 12:45:06



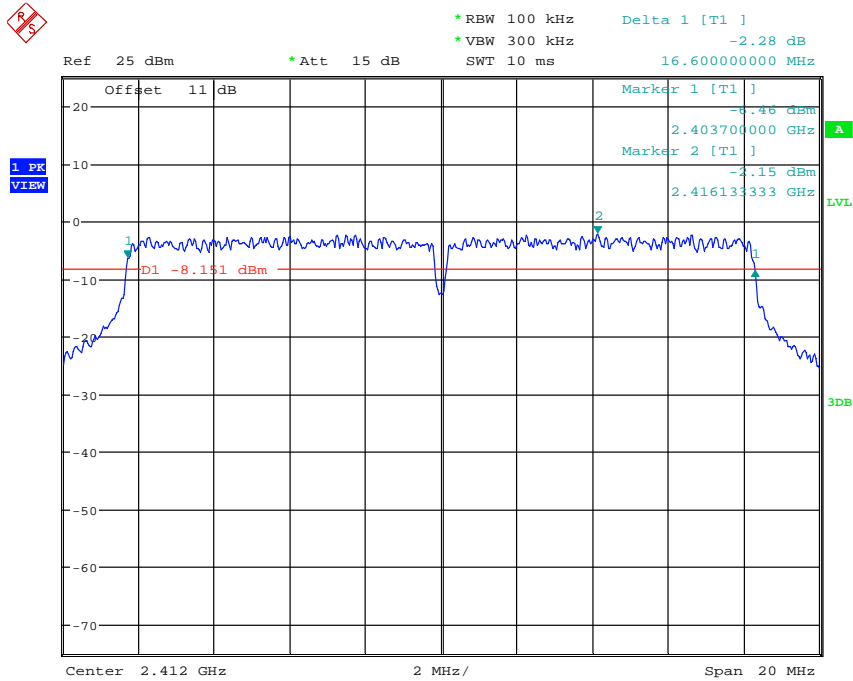
6DB BANDWIDTH 802.11B CH11

Date: 5.MAR.2015 12:45:36

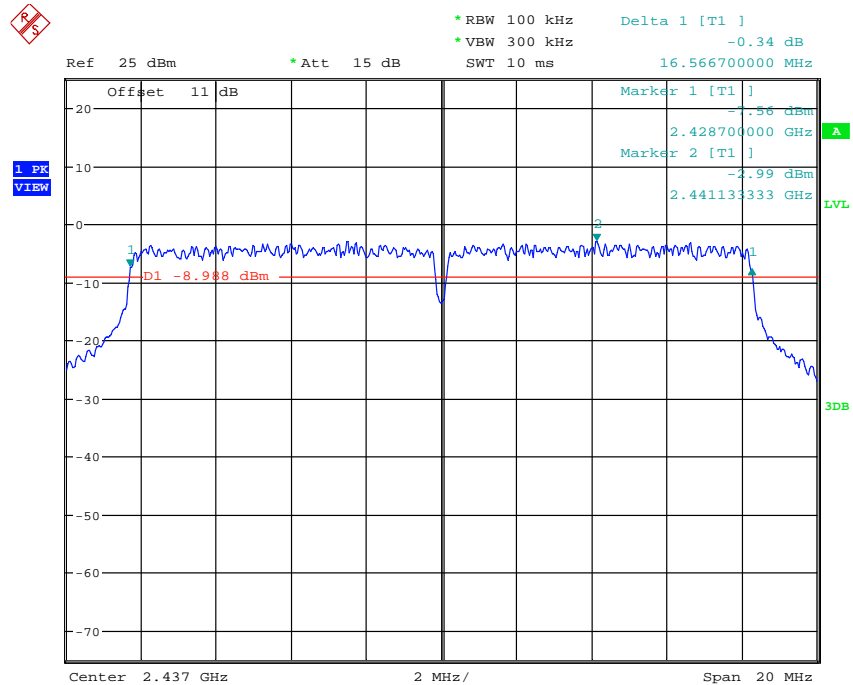


Worldwide Testing Services(Taiwan) Co., Ltd.

Registration number: W6M21502-14830-C-1
FCC ID: SZY-SA5116
Mode B



6DB BANDWIDTH 802.11G CH01
Date: 5.MAR.2015 12:47:15

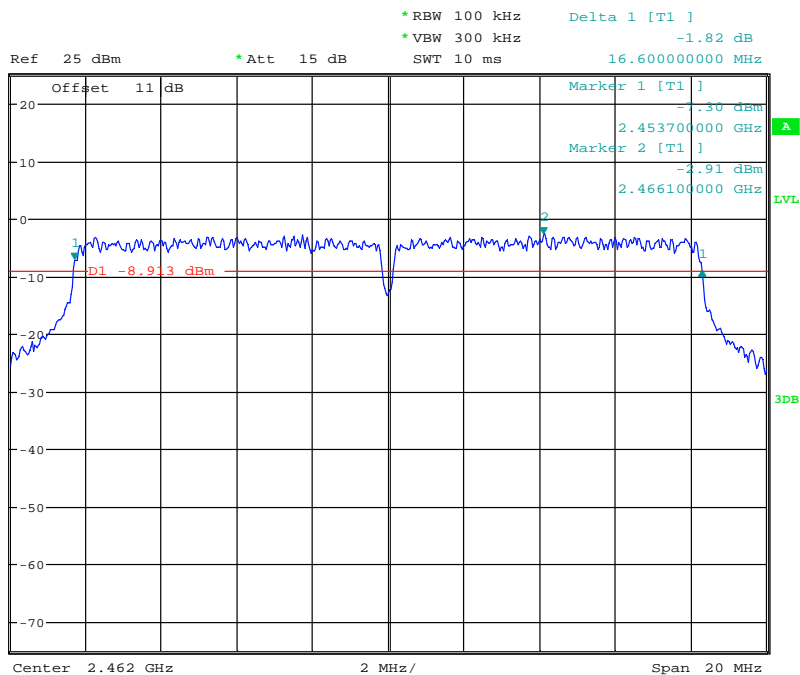


6DB BANDWIDTH 802.11G CH06
Date: 5.MAR.2015 12:48:01



Registration number: W6M21502-14830-C-1

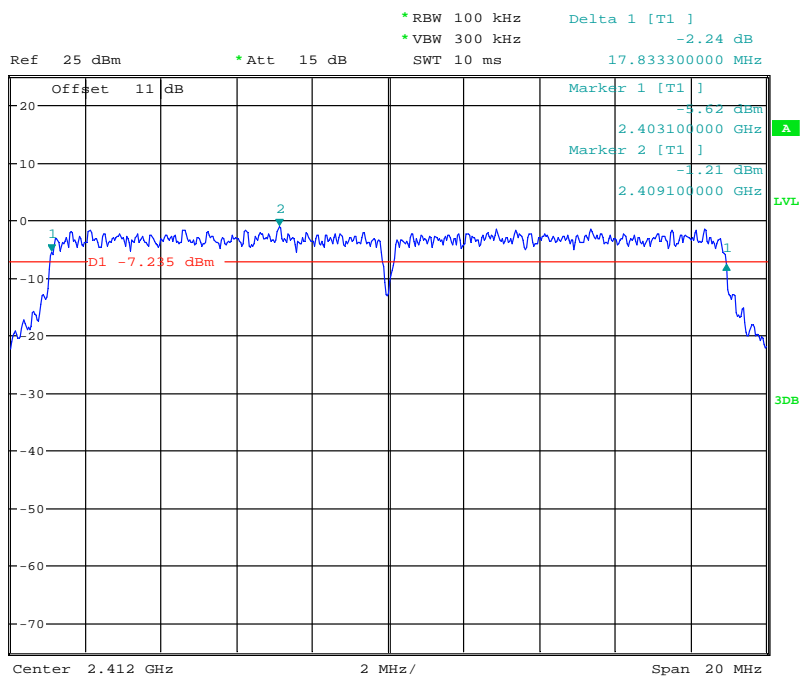
FCC ID: SZY-SA5116



6DB BANDWIDTH 802.11G CH11

Date: 5.MAR.2015 12:48:37

Mode C



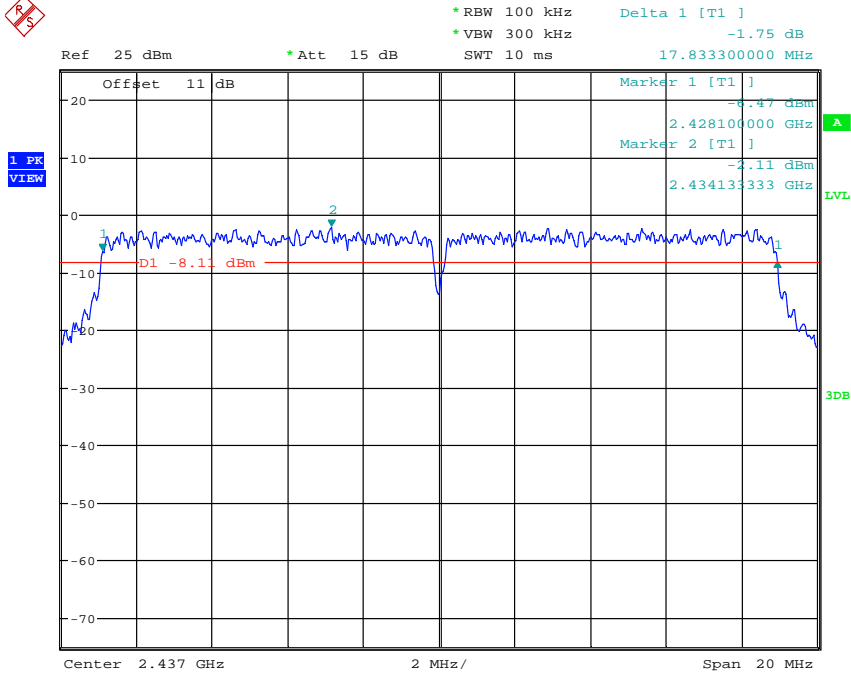
6DB BANDWIDTH 802.11N 20MHZ CH01

Date: 5.MAR.2015 12:49:24



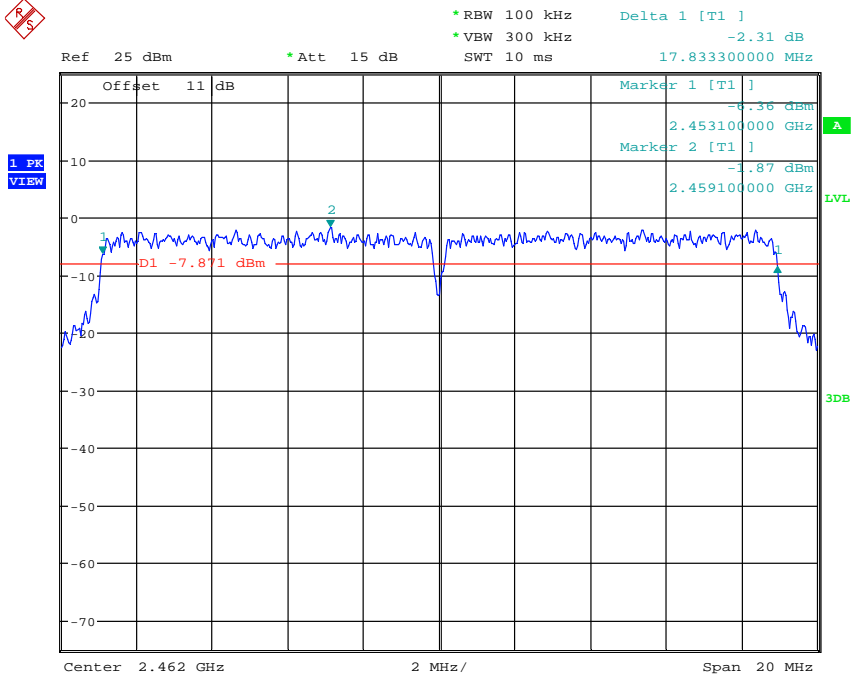
Worldwide Testing Services(Taiwan) Co., Ltd.

Registration number: W6M21502-14830-C-1
FCC ID: SZY-SA5116




6DB BANDWIDTH 802.11N 20MHZ CH06

Date: 5.MAR.2015 12:49:58



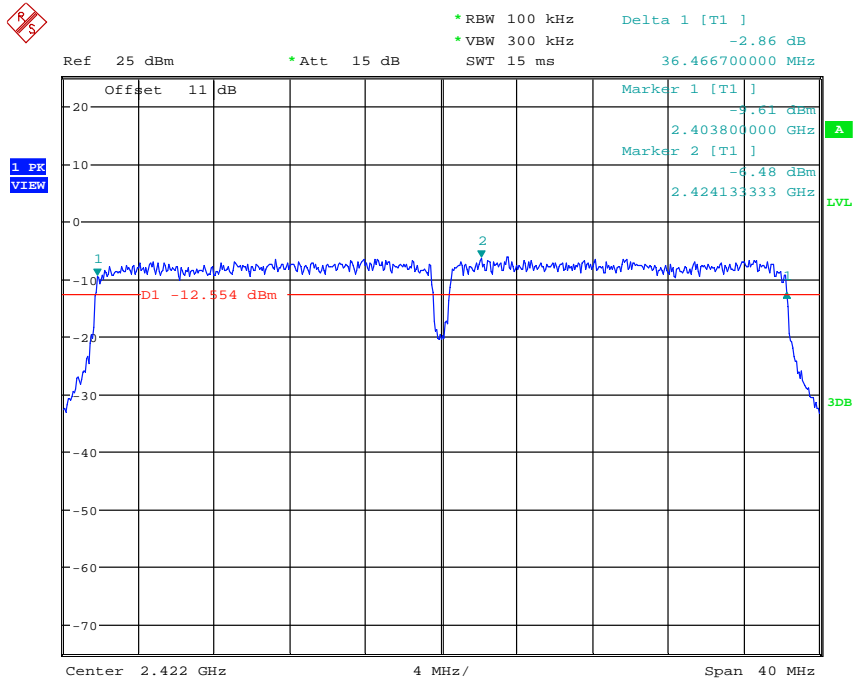
6DB BANDWIDTH 802.11N 20MHZ CH11

Date: 5.MAR.2015 12:50:29

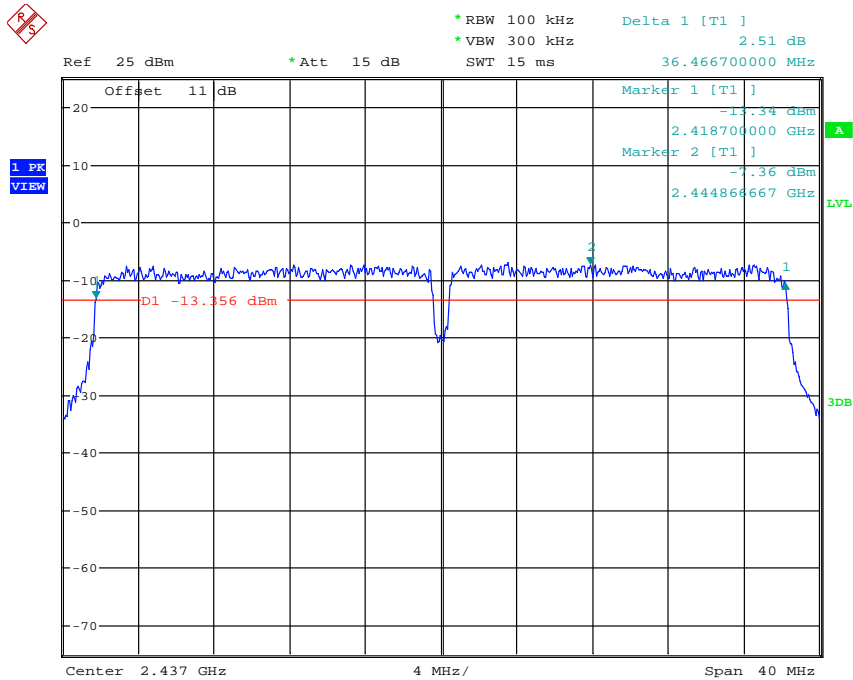


Worldwide Testing Services(Taiwan) Co., Ltd.

Registration number: W6M21502-14830-C-1
FCC ID: SZY-SA5116
Mode D



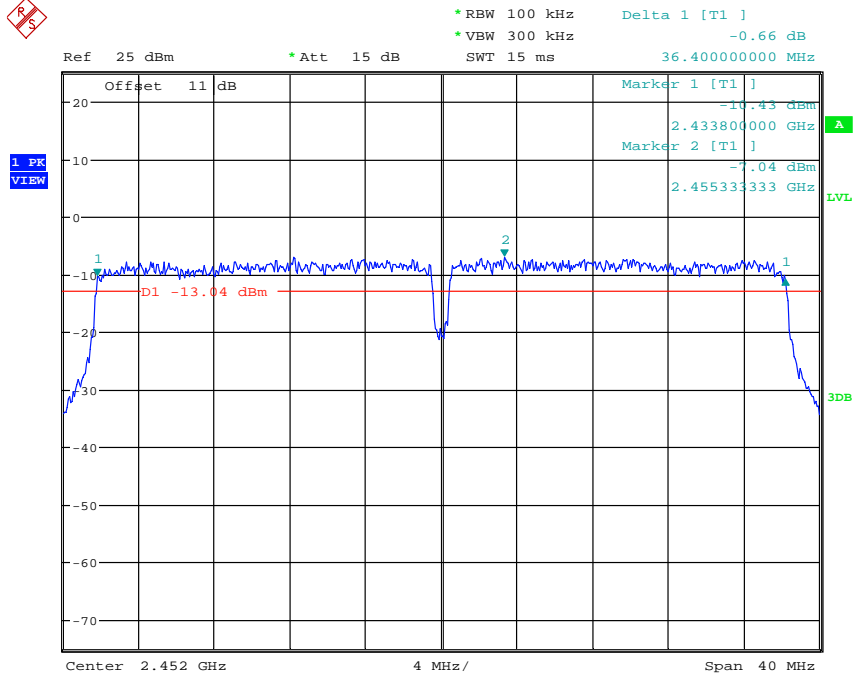
6DB BANDWIDTH 802.11N 40MHZ CH01
Date: 5.MAR.2015 12:51:10



6DB BANDWIDTH 802.11N 40MHZ CH04
Date: 5.MAR.2015 12:52:08



Registration number: W6M21502-14830-C-1
 FCC ID: SZY-SA5116



6DB BANDWIDTH 802.11N 40MHZ CH07
 Date: 5.MAR.2015 12:53:09

Limits:

Frequency Range MHz	Limits
902-928	min 500 kHz
2400-2483.5	min 500 kHz
5725-5850	min 500 kHz

Test equipment used: ETSTW-RE 055, ETSTW-RE 050

Explanation: ./.

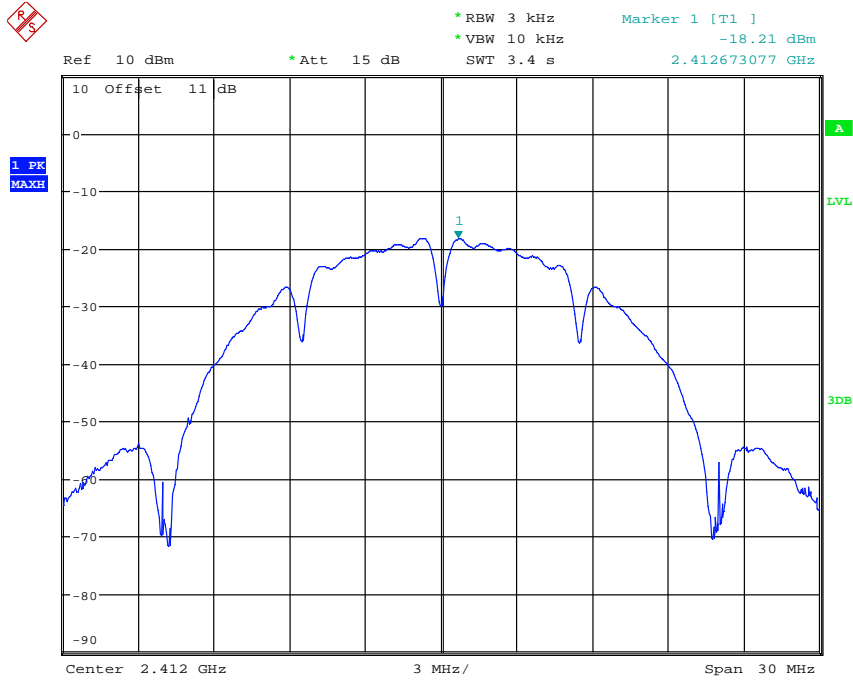


Registration number: W6M21502-14830-C-1
FCC ID: SZY-SA5116

3.8 Peak Power Spectral Density

Peak Power Spectral density is a measured at low, middle and high channel.
The peak output power is measured with a measurement bandwidth of 10 MHz and displayed on diagram together with Peak Power Spectral Density result which was measured with a bandwidth of 3 kHz, appreciate frequency span and sweep time.

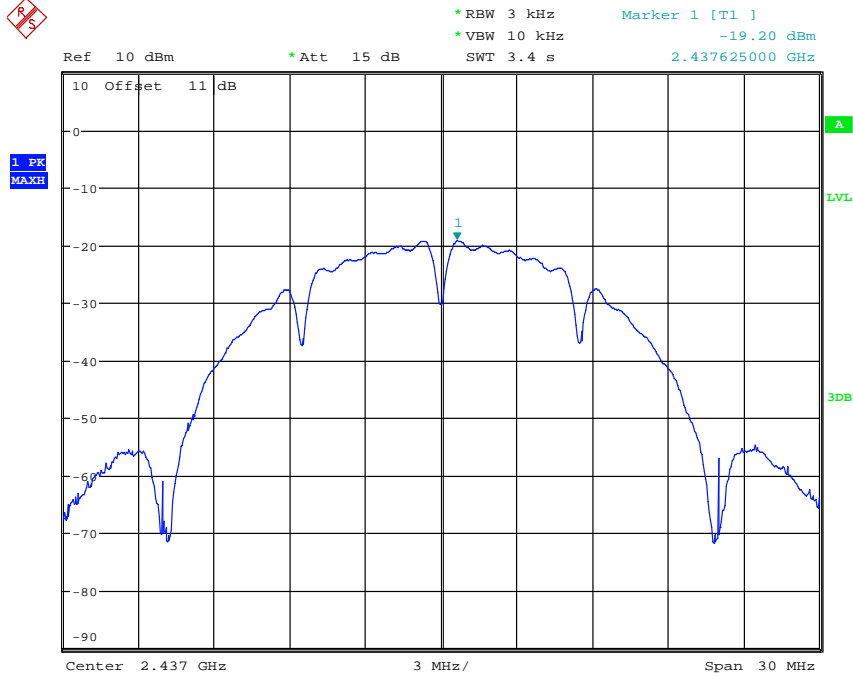
Mode A



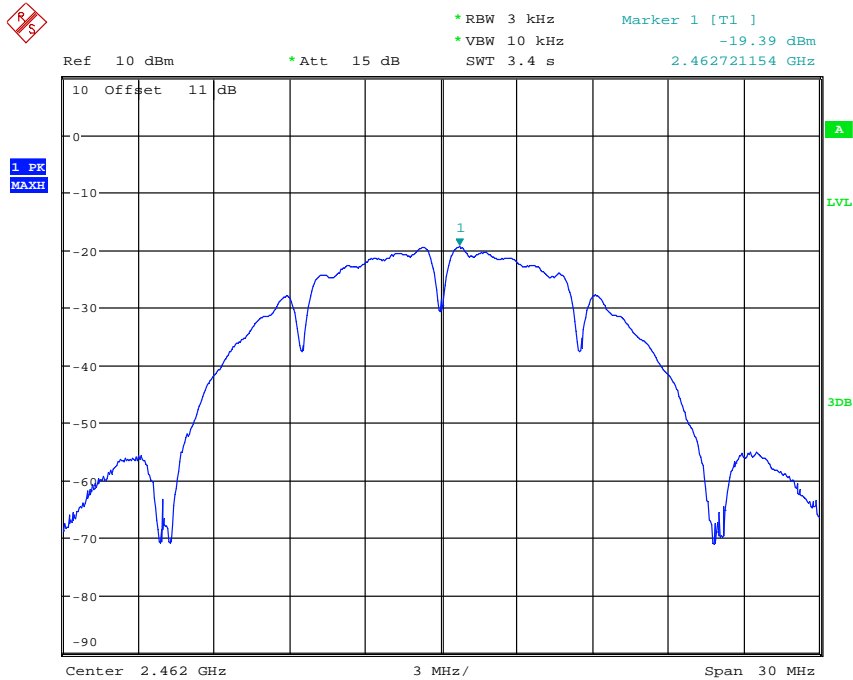
POWER DENSITY 802.11B CH01
Date: 5.MAR.2015 12:44:36



Registration number: W6M21502-14830-C-1
FCC ID: SZY-SA5116



POWER DENSITY 802.11B CH06
Date: 5.MAR.2015 12:45:14

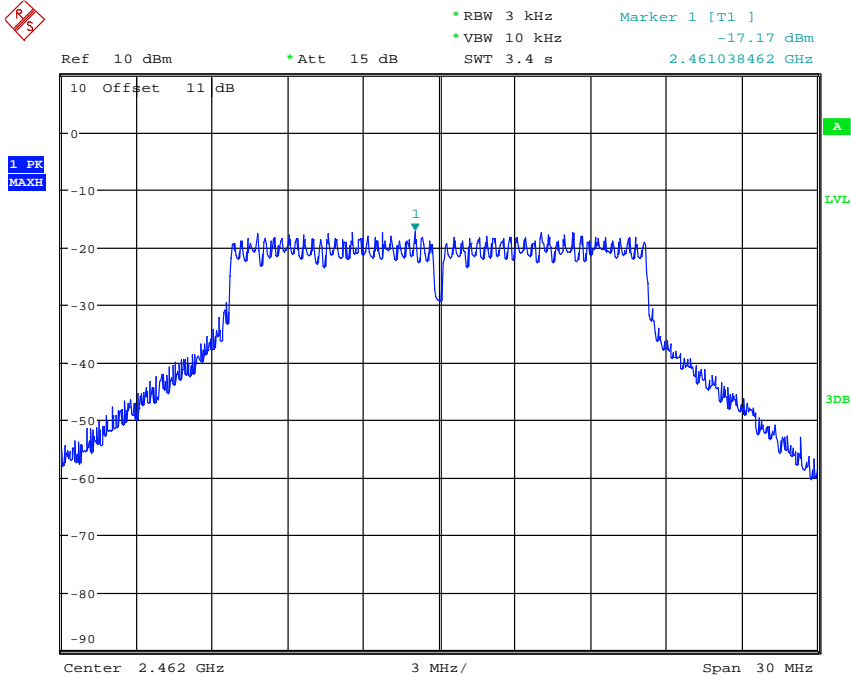


POWER DENSITY 802.11B CH11
Date: 5.MAR.2015 12:45:44



Registration number: W6M21502-14830-C-1

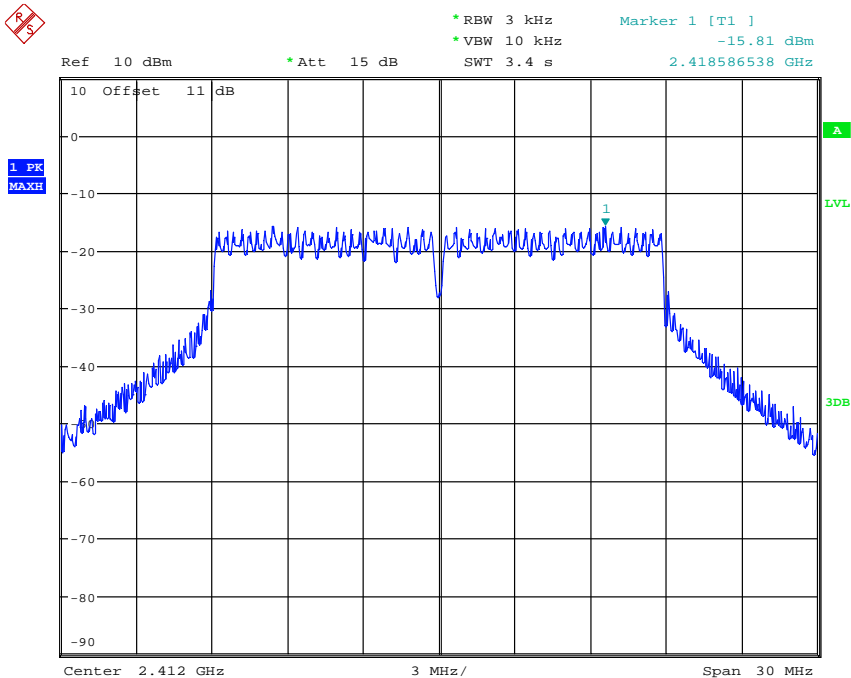
FCC ID: SZY-SA5116



POWER DENSITY 802.11G CH11

Date: 5.MAR.2015 12:48:45

Mode C



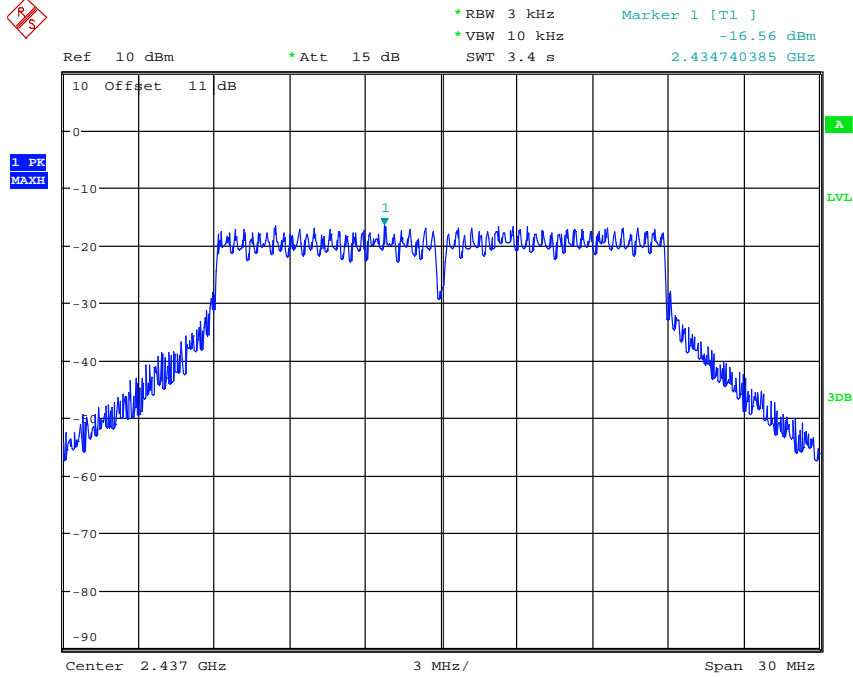
POWER DENSITY 802.11N 20MHZ CH01

Date: 5.MAR.2015 12:49:32

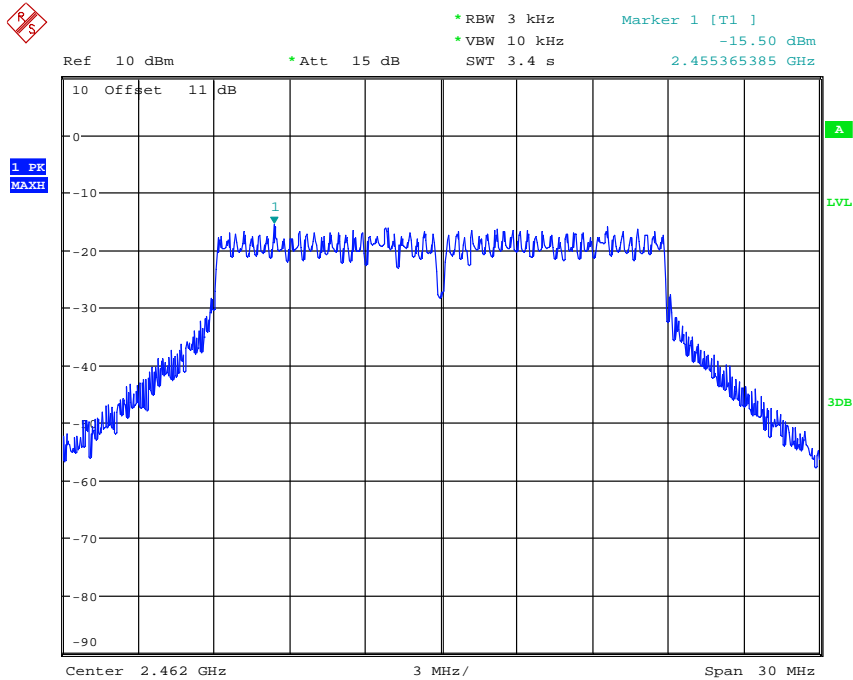


Worldwide Testing Services(Taiwan) Co., Ltd.

Registration number: W6M21502-14830-C-1
FCC ID: SZY-SA5116



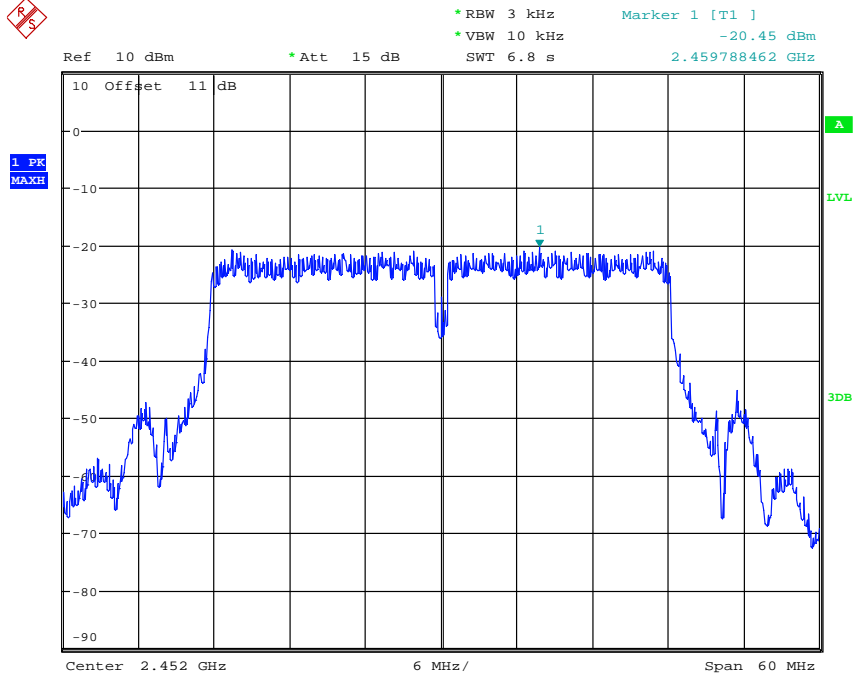
POWER DENSITY 802.11N 20MHZ CH06
Date: 5.MAR.2015 12:50:06



POWER DENSITY 802.11N 20MHZ CH11
Date: 5.MAR.2015 12:50:37



Registration number: W6M21502-14830-C-1
 FCC ID: SZY-SA5116



POWER DENSITY 802.11N 40MHZ CH07
 Date: 5.MAR.2015 12:53:20

Limits:

Frequency Range MHz	dBm
902-928	8
2400-2483.5	8
5725-5850	8

Test equipment used: ETSTW-RE 055, ETSTW-RE 050

Explanation: ./.



Registration number: W6M21502-14830-C-1

FCC ID: SZY-SA5116

3.9 Radiated Emission from Digital Part

FCC Rule: 15.109

Except for Class A digital devices, the field strength of radiated emissions from unintentional radiators at a distance of 3 meters shall not exceed the following values:

Frequency of Emission (MHz)	Field Strength (microvolts/meter)	Field Strength (dBmicrovolts/meter)
30 – 88	100	40.0
88 – 216	150	43.5
216 – 960	200	46.0
Above 960	500	54.0

Test equipment used: ETSTW-RE 055, ETSTW-RE 064, ETSTW-RE 004, ETSTW-RE 030
ETSTW-RE 111

Explanation: The test results are listed in the separated test report no.: W6M21502-14830-P-15B.



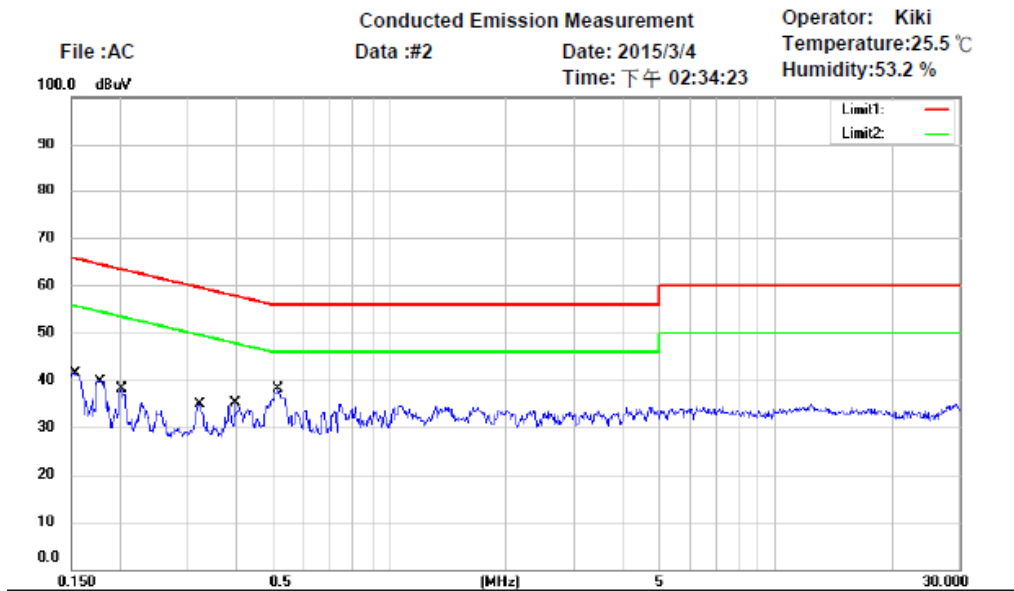
Registration number: W6M21502-14830-C-1

FCC ID: SZY-SA5116

3.10 Power Line Conducted Emission

For an intentional radiator which is designed to be connected to the public utility (AC) power line, the radio frequency voltage that is conducted back onto the AC line on any frequency or frequencies within the band 150 kHz to 30 MHz shall not exceed the limits in the table bellows with this provision shall be based on the measurement of the radio frequency voltage between each power line and ground at the power terminals.

This measurement was transact first with instrumentation using an average and peak detector and a 10 kHz bandwidth. If the peak detector achieves a calculated level, the measurement is repeated by an instrumentation using a quasi-peak detector.



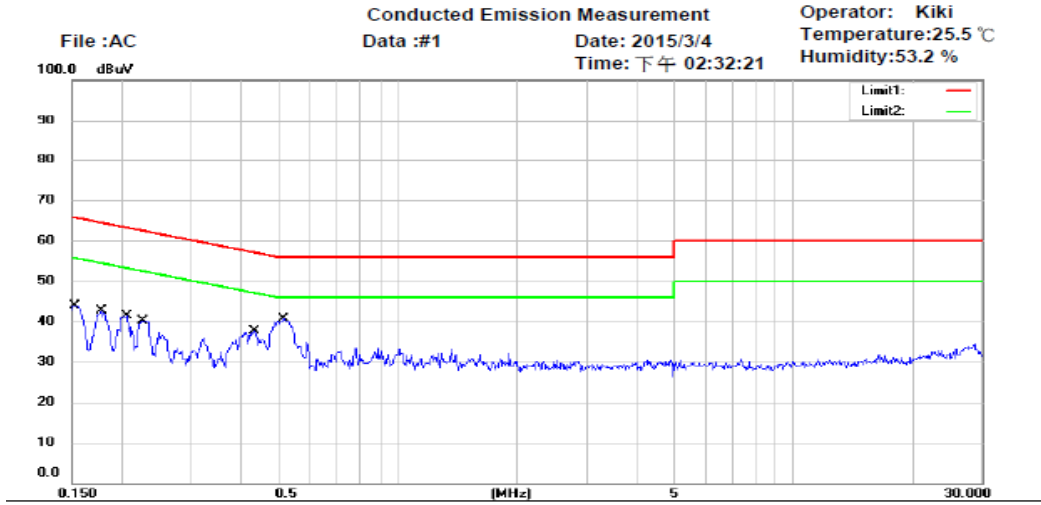
Site : Chamber_03
 Condition : FCC Part 15 Class B Conduction (QP) Phase: N
 EUT : W6M21502-14830 Power : 120 V.a.c.
 M/N:
 Test Mode : WiFi
 Note :

Mk.	Frequency (MHz)	Reading (dBuV)	Detector	Corrected factor(dB)	Result (dBuV)	Limit (dBuV)	Margin (dB)	Comment
	0.1526	28.62	QP	9.76	38.38	65.86	-27.48	
	0.1526	22.86	AVG	9.76	32.62	55.86	-23.24	
	0.1787	26.13	QP	9.76	35.89	64.55	-28.66	
	0.1787	18.52	AVG	9.76	28.28	54.55	-26.27	
	0.2017	23.56	QP	9.76	33.32	63.54	-30.22	
	0.2017	16.72	AVG	9.76	26.48	53.54	-27.06	
	0.3225	19.31	QP	9.76	29.07	59.64	-30.57	
	0.3225	17.77	AVG	9.76	27.53	49.64	-22.11	
	0.4003	17.99	QP	9.77	27.76	57.85	-30.09	
	0.4003	11.03	AVG	9.77	20.80	47.85	-27.05	
*	0.5135	24.86	QP	9.77	34.63	56.00	-21.37	
	0.5135	14.45	AVG	9.77	24.22	46.00	-21.78	



Worldwide Testing Services(Taiwan) Co., Ltd.

Registration number: W6M21502-14830-C-1
 FCC ID: SZY-SA5116



Site : Chamber_03
 Condition : FCC Part 15 Class B Conduction (QP) Phase: L1
 EUT : W6M21502-14830 Power : 120 V.a.c.
 M/N:
 Test Mode : WiFi
 Note :

Mk.	Frequency (MHz)	Reading (dBuV)	Detector	Corrected factor(dB)	Result (dBuV)	Limit (dBuV)	Margin (dB)	Comment
	0.1521	31.11	QP	9.70	40.81	65.88	-25.07	
	0.1521	23.68	AVG	9.70	33.38	55.88	-22.50	
	0.1778	29.41	QP	9.70	39.11	64.59	-25.48	
	0.1778	20.97	AVG	9.70	30.67	54.59	-23.92	
	0.2058	27.54	QP	9.70	37.24	63.37	-26.13	
	0.2058	18.95	AVG	9.70	28.65	53.37	-24.72	
	0.2260	26.50	QP	9.70	36.20	62.60	-26.40	
	0.2260	20.86	AVG	9.70	30.56	52.60	-22.04	
	0.4314	23.41	QP	9.70	33.11	57.23	-24.12	
	0.4314	18.06	AVG	9.70	27.76	47.23	-19.47	
*	0.5135	28.41	QP	9.70	38.11	56.00	-17.89	
	0.5135	18.35	AVG	9.70	28.05	46.00	-17.95	

- Note:**
1. The formula of measured value as: Test Result = Reading + Correction Factor
 2. The Correction Factor = Cable Loss + LISN Insertion Loss + Pulse Limit Loss
 3. Detector function in the form : PK = Peak, QP = Quasi Peak, AV = Average
 4. All not in the table noted test results are more than 20 dB below the relevant limits.
 5. Measurement uncertainty = ±1.67 dB; Reported uncertainties represent expanded uncertainties expressed at approximately the 95% confidence level using a coverage factor of k = 2.
 6. Up Line: QP Limit Line, Down Line: Ave Limit Line.

Limits:

Frequency of Emission (MHz)	Conducted Limit (dBuV)	
	Quasi Peak	Average
0.15-0.5	66 to 56	56 to 46
0.5-5	56	46
5-30	60	50

Test equipment used: ETSTW-CE 001, ETSTW-CE 016, ETSTW-RE 045



Registration number: W6M21502-14830-C-1
FCC ID: SZY-SA5116

Appendix

Measurement diagrams

Spurious Emissions radiated



Radiated Emission Measurement

Operator: Leon

File :1

Data :#1

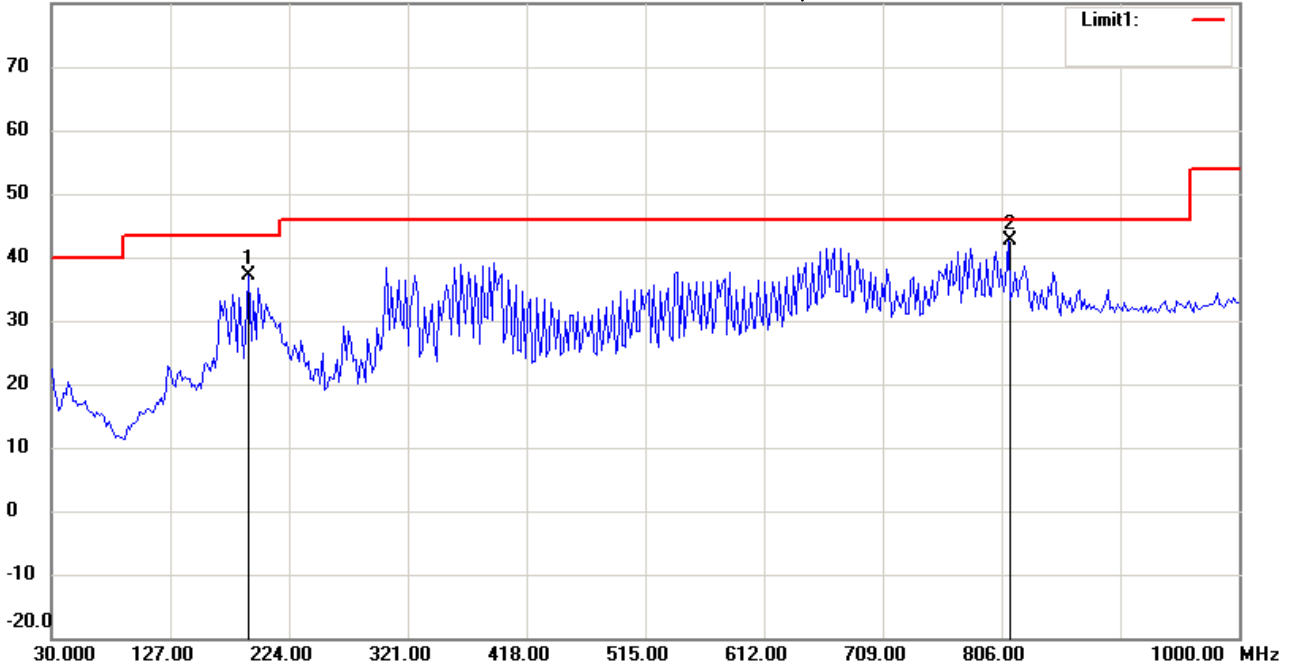
Date: 2015/3/13

Temperature:24 °C

80.0 dBuV/m

Time: 上午 08:16:01

Humidity:60 %



Site : Chamber

Condition : FCC_part 15 RE-Class C_30-1000MHz

EUT : W6M21502-14830

M/N:

Test Mode : TX 802.11b CH1

Note :

Polarization: *Horizontal*

Power : 120 V.a.c.

Distance: 3m

Mk.	Frequency (MHz)	Reading (dBuV)	Detector	Corr. factor (dB/m)	Result (dBuV/m)	Limit (dBuV/m)	Ant.Pos (cm)	Tab.Pos (deg.)	Margin (dB)	Comment
	191.3427	24.62	peak	12.58	37.20	43.50	100	70	-6.30	
*	811.4430	15.79	peak	26.82	42.61	46.00	100	155	-3.39	



Radiated Emission Measurement

Operator: Leon

File :1

Data :#2

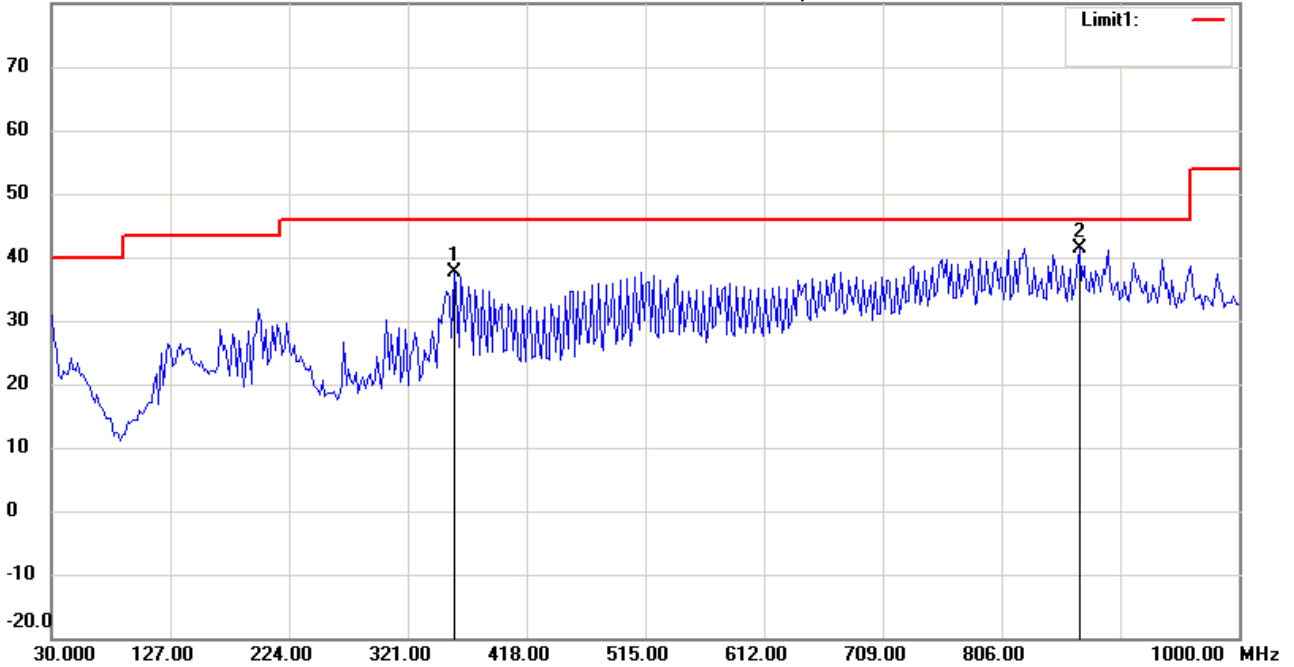
Date: 2015/3/13

Temperature:24 °C

80.0 dBuV/m

Time: 上午 08:16:46

Humidity:60 %



Site : Chamber

Condition : FCC_part 15 RE-Class C_30-1000MHz

EUT : W6M21502-14830

M/N:

Test Mode : TX 802.11b CH1

Note :

Polarization: *Vertical*

Power : 120 V.a.c.

Distance: 3m

Mk.	Frequency (MHz)	Reading (dBuV)	Detector	Corr. factor (dB/m)	Result (dBuV/m)	Limit (dBuV/m)	Ant.Pos (cm)	Tab.Pos (deg.)	Margin (dB)	Comment
	358.5170	20.01	peak	17.58	37.59	46.00	100	60	-8.41	
*	869.7595	13.58	peak	27.87	41.45	46.00	100	155	-4.55	



Radiated Emission Measurement

Operator: Ken

File :3

Data :#1

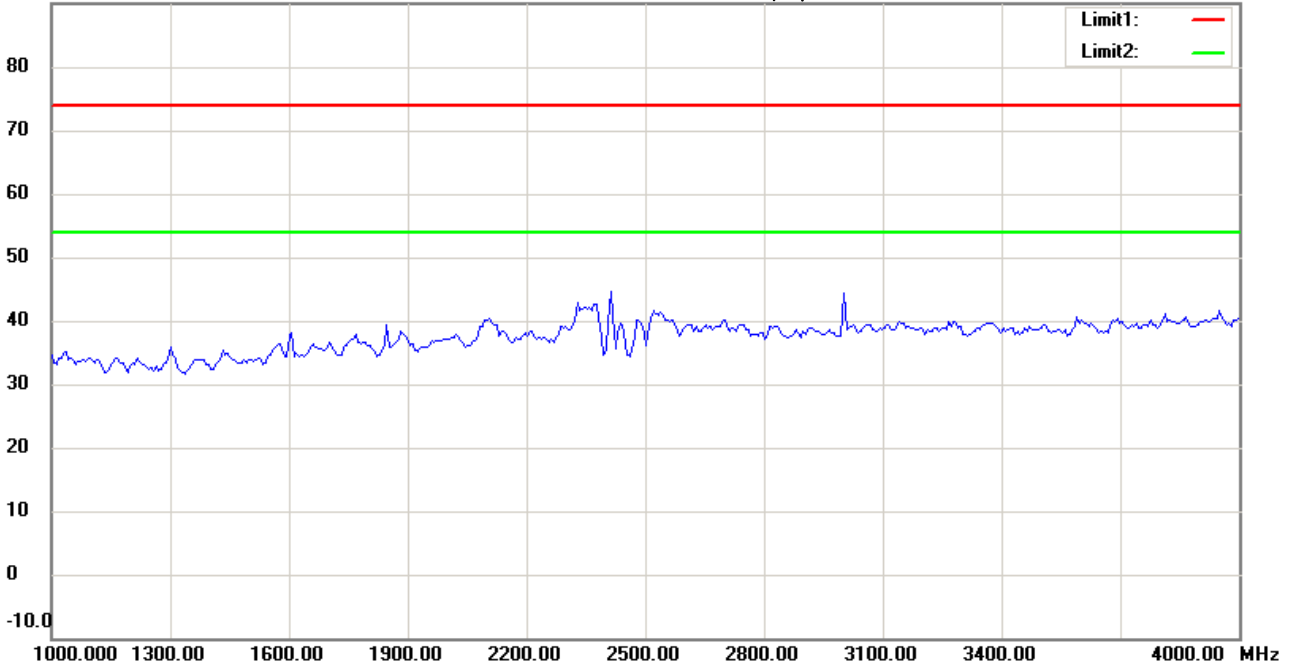
Date: 2015/3/13

Temperature:24 °C

90.0 dBuV/m

Time: 下午 05:27:57

Humidity:60 %



Site : Chamber

Condition : FCC_part 15 RE-Class C_Above 1GHz_PK

EUT : W6M21502-14830

M/N:

Test Mode : TX 802.11b CH1

Note :

Polarization: *Horizontal*

Power : 120 Va.c.

Distance: 3m

Mk.	Frequency (MHz)	Reading (dBuV)	Detector	Corr. factor (dB/m)	Result (dBuV/m)	Limit (dBuV/m)	Ant.Pos (cm)	Tab.Pos (deg.)	Margin (dB)	Comment
-----	-----------------	----------------	----------	---------------------	-----------------	----------------	--------------	----------------	-------------	---------



Address:6F.,No.58,Ln 188,Ruey Kuang Rd,Neihu,Taipei
 Tel:+886-2-6606-8877
 Fax:+886-2-6606-8875

Radiated Emission Measurement

Operator: Ken

File :3

Data :#6

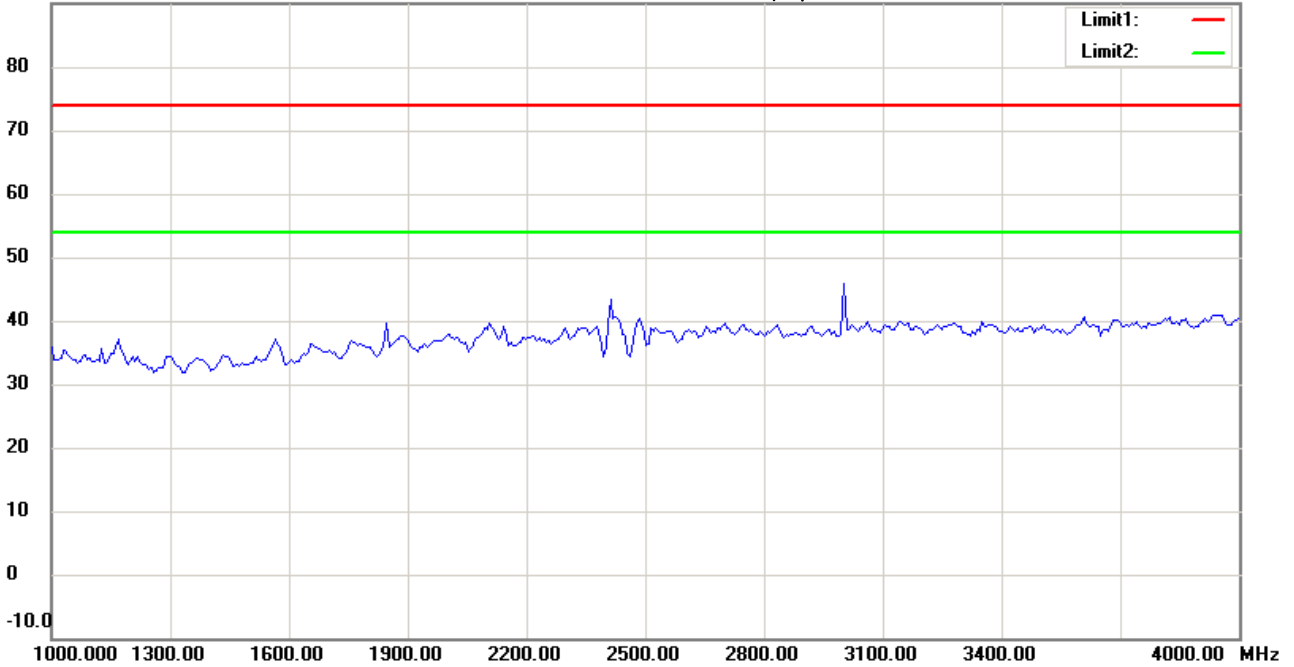
Date: 2015/3/13

Temperature:24 °C

90.0 dBuV/m

Time: 下午 05:30:42

Humidity:60 %



Site : Chamber

Condition : FCC_part 15 RE-Class C_Above 1GHz_PK

EUT : W6M21502-14830

M/N:

Test Mode : TX 802.11b CH1

Note :

Polarization: *Vertical*

Power : 120 V.a.c.

Distance: 3m

Mk.	Frequency (MHz)	Reading (dBuV)	Detector	Corr. factor (dB/m)	Result (dBuV/m)	Limit (dBuV/m)	Ant.Pos (cm)	Tab.Pos (deg.)	Margin (dB)	Comment
-----	-----------------	----------------	----------	---------------------	-----------------	----------------	--------------	----------------	-------------	---------

*:Maximum data x:Over limit !:over margin



Radiated Emission Measurement

Operator: Ken

File :3

Data :#2

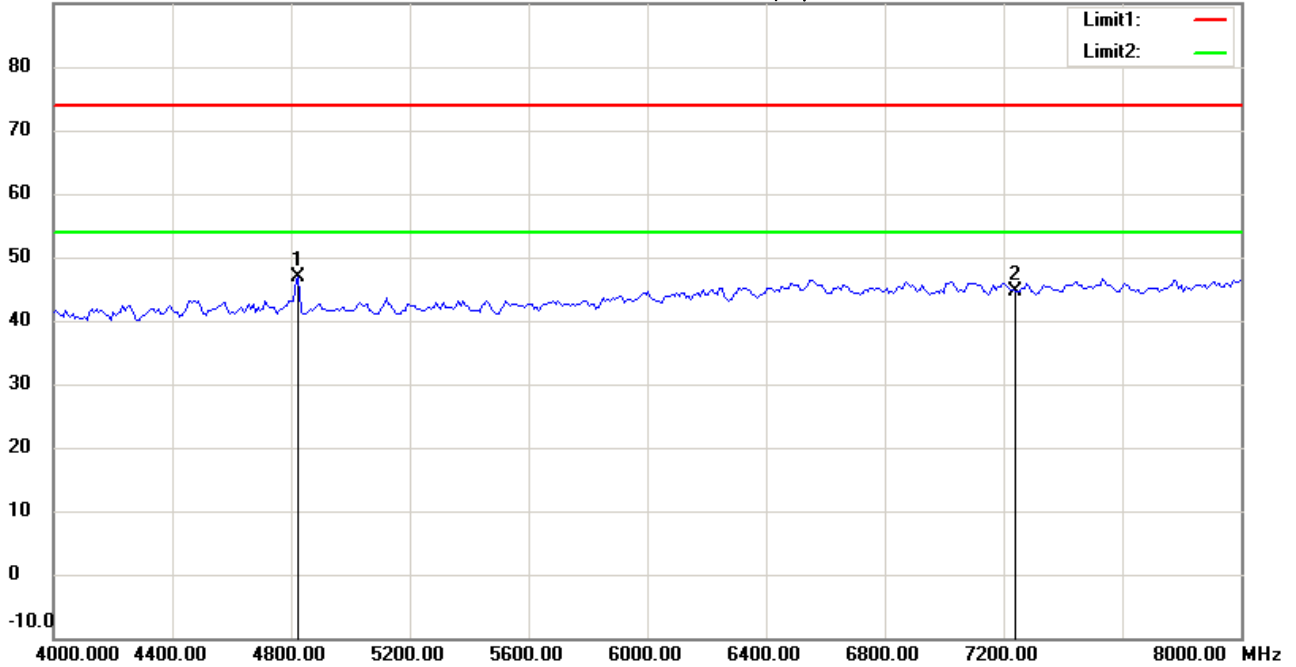
Date: 2015/3/13

Temperature:24 °C

90.0 dBuV/m

Time: 下午 05:28:43

Humidity:60 %



Site : Chamber

Condition : FCC_part 15 RE-Class C_Above 1GHz_PK

Polarization: *Horizontal*

EUT : W6M21502-14830

Power : 120 Va.c.

M/N:

Distance: 3m

Test Mode : TX 802.11b CH1

Note :

Mk.	Frequency (MHz)	Reading (dBuV)	Detector	Corr. factor (dB/m)	Result (dBuV/m)	Limit (dBuV/m)	Ant.Pos (cm)	Tab.Pos (deg.)	Margin (dB)	Comment
*	4824.000	46.17	peak	0.68	46.85	74.00	100	125	-27.15	
	7236.000	40.34	peak	4.30	44.64	74.00	100	160	-29.36	



Radiated Emission Measurement

Operator: Ken

File :3

Data :#7

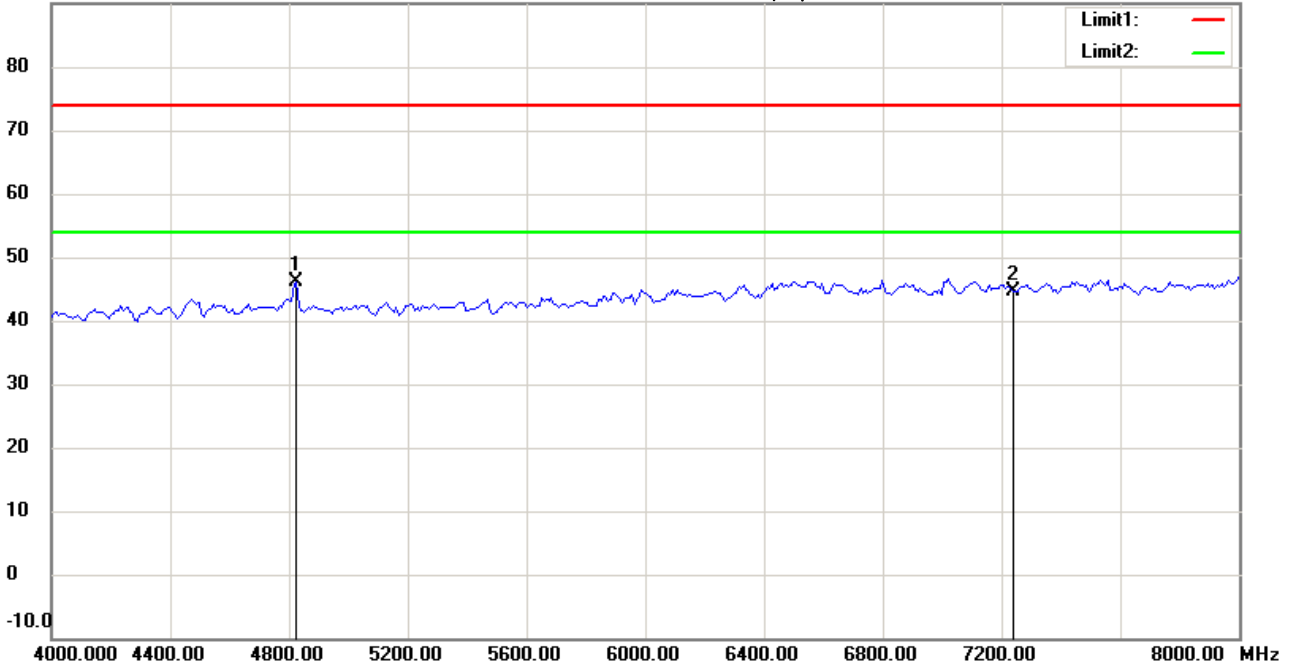
Date: 2015/3/13

Temperature:24 °C

90.0 dBuV/m

Time: 下午 05:31:28

Humidity:60 %



Site : Chamber

Condition : FCC_part 15 RE-Class C_Above 1GHz_PK

Polarization: *Vertical*

EUT : W6M21502-14830

Power : 120 Va.c.

M/N:

Distance: 3m

Test Mode : TX 802.11b CH1

Note :

Mk.	Frequency (MHz)	Reading (dBuV)	Detector	Corr. factor (dB/m)	Result (dBuV/m)	Limit (dBuV/m)	Ant.Pos (cm)	Tab.Pos (deg.)	Margin (dB)	Comment
*	4824.000	45.47	peak	0.68	46.15	74.00	100	75	-27.85	
	7236.000	40.28	peak	4.30	44.58	74.00	100	220	-29.42	



Radiated Emission Measurement

Operator: Ken

File :3

Data :#3

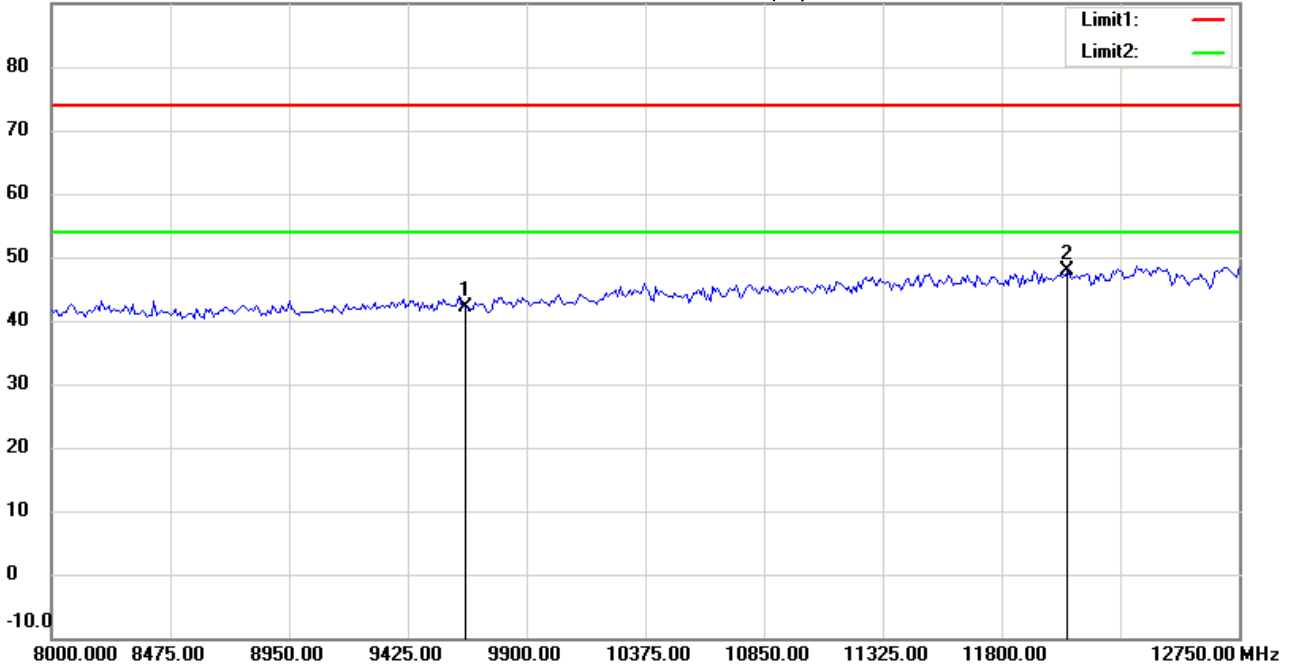
Date: 2015/3/13

Temperature:24 °C

90.0 dBuV/m

Time: 下午 05:29:34

Humidity:60 %



Site : Chamber

Condition : FCC_part 15 RE-Class C_Above 1GHz_PK

Polarization: *Horizontal*

EUT : W6M21502-14830

Power : 120 V.a.c.

M/N:

Distance: 3m

Test Mode : TX 802.11b CH1

Note :

Mk.	Frequency (MHz)	Reading (dBuV)	Detector	Corr. factor (dB/m)	Result (dBuV/m)	Limit (dBuV/m)	Ant.Pos (cm)	Tab.Pos (deg.)	Margin (dB)	Comment
	9648.000	34.72	peak	7.46	42.18	74.00	100	80	-31.82	
*	12060.000	34.73	peak	13.20	47.93	74.00	100	145	-26.07	



Radiated Emission Measurement

Operator: Ken

File :3

Data :#8

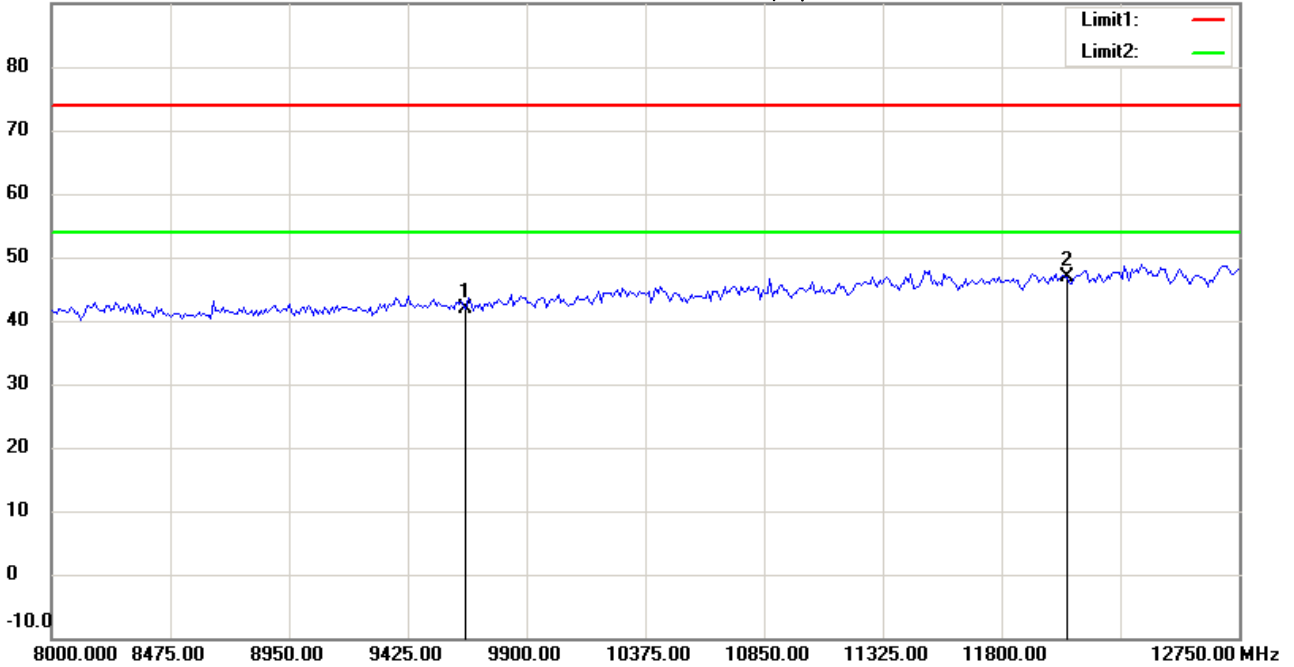
Date: 2015/3/13

Temperature:24 °C

90.0 dBuV/m

Time: 下午 05:32:12

Humidity:60 %



Site : Chamber

Condition : FCC_part 15 RE-Class C_Above 1GHz_PK

Polarization: *Vertical*

EUT : W6M21502-14830

Power : 120 V.a.c.

M/N:

Distance: 3m

Test Mode : TX 802.11b CH1

Note :

Mk.	Frequency (MHz)	Reading (dBuV)	Detector	Corr. factor (dB/m)	Result (dBuV/m)	Limit (dBuV/m)	Ant.Pos (cm)	Tab.Pos (deg.)	Margin (dB)	Comment
	9648.000	34.35	peak	7.46	41.81	74.00	100	150	-32.19	
*	12060.000	33.66	peak	13.20	46.86	74.00	100	235	-27.14	



Address:6F.,No.58,Ln 188,Ruey Kuang Rd,Neihu,Taipei
 Tel:+886-2-6606-8877
 Fax:+886-2-6606-8875

Radiated Emission Measurement

Operator: Ken

File :3

Data :#4

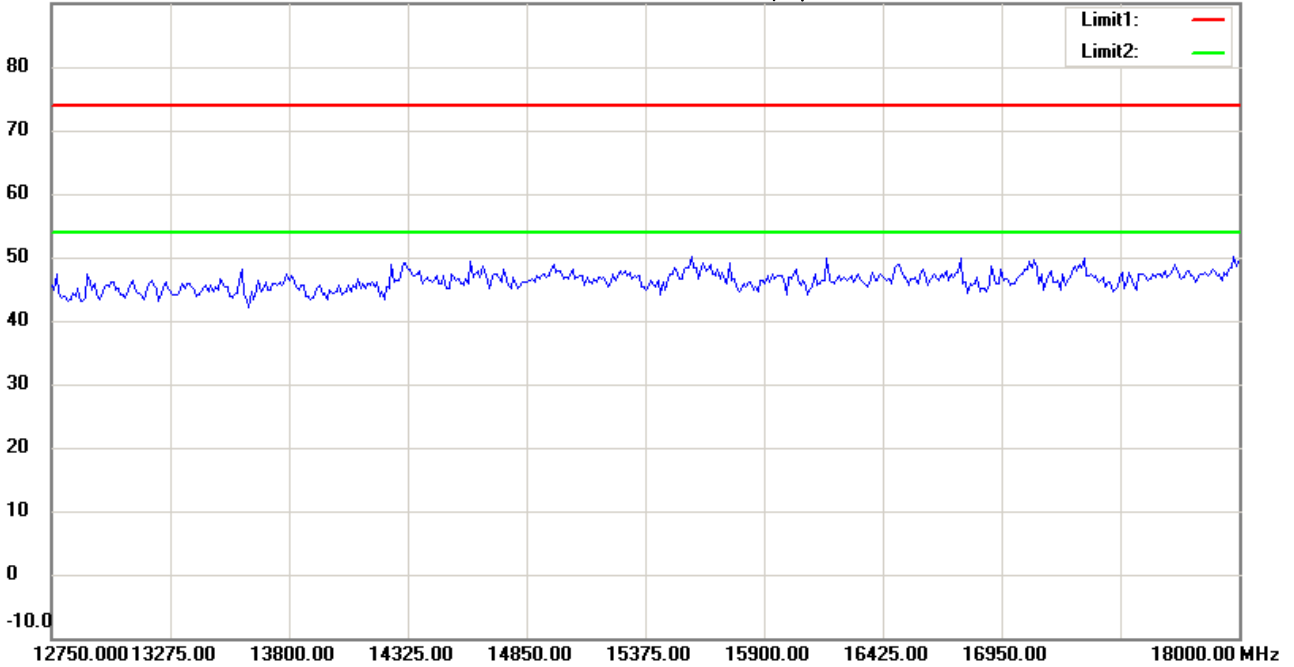
Date: 2015/3/13

Temperature:24 °C

90.0 dBuV/m

Time: 下午 05:29:48

Humidity:60 %



Site : Chamber

Condition : FCC_part 15 RE-Class C_Above 1GHz_PK

Polarization: *Horizontal*

EUT : W6M21502-14830

Power : 120 Va.c.

M/N:

Distance: 3m

Test Mode : TX 802.11b CH1

Note :

Mk.	Frequency (MHz)	Reading (dBuV)	Detector	Corr. factor (dB/m)	Result (dBuV/m)	Limit (dBuV/m)	Ant.Pos (cm)	Tab.Pos (deg.)	Margin (dB)	Comment
-----	-----------------	----------------	----------	---------------------	-----------------	----------------	--------------	----------------	-------------	---------

*:Maximum data x:Over limit !:over margin



Radiated Emission Measurement

Operator: Ken

File :3

Data :#9

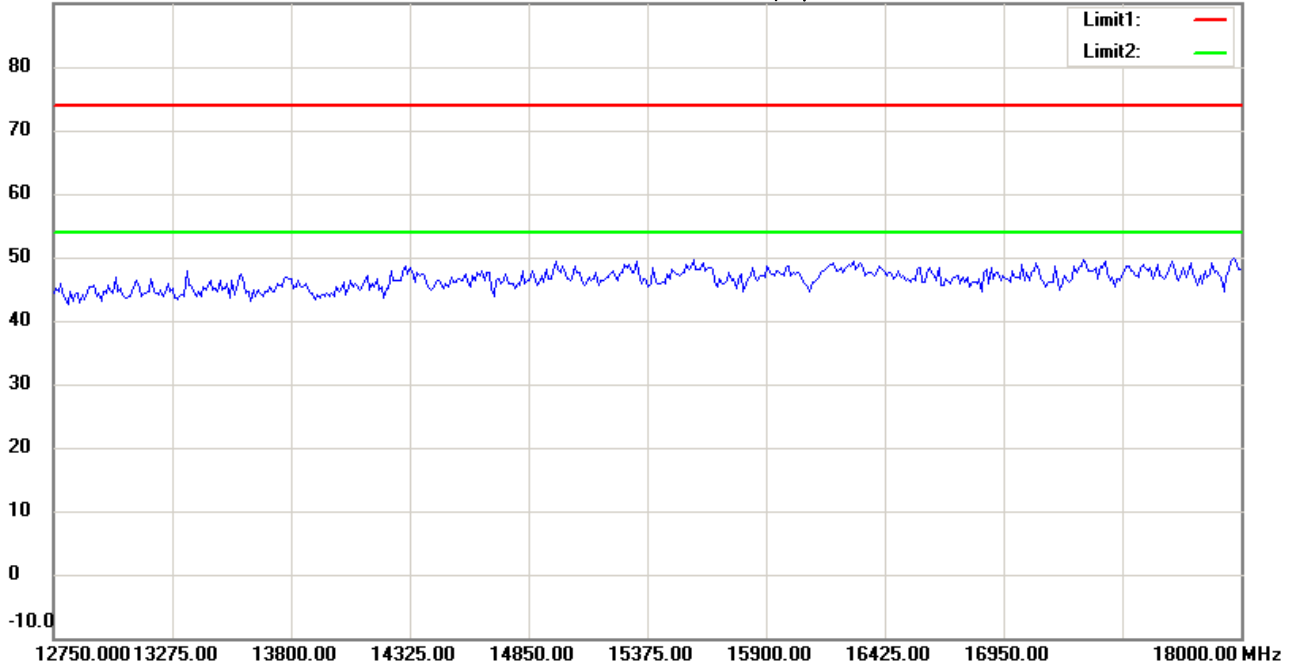
Date: 2015/3/13

Temperature:24 °C

90.0 dBuV/m

Time: 下午 05:32:26

Humidity:60 %



Site : Chamber

Condition : FCC_part 15 RE-Class C_Above 1GHz_PK

Polarization: *Vertical*

EUT : W6M21502-14830

Power : 120 Va.c.

M/N:

Distance: 3m

Test Mode : TX 802.11b CH1

Note :

Mk.	Frequency (MHz)	Reading (dBuV)	Detector	Corr. factor (dB/m)	Result (dBuV/m)	Limit (dBuV/m)	Ant.Pos (cm)	Tab.Pos (deg.)	Margin (dB)	Comment
-----	-----------------	----------------	----------	---------------------	-----------------	----------------	--------------	----------------	-------------	---------



Address:6F.,No.58,Ln 188,Ruey Kuang Rd,Neihu,Taipei
 Tel:+886-2-6606-8877
 Fax:+886-2-6606-8875

Radiated Emission Measurement

Operator: Ken

File :3

Data :#5

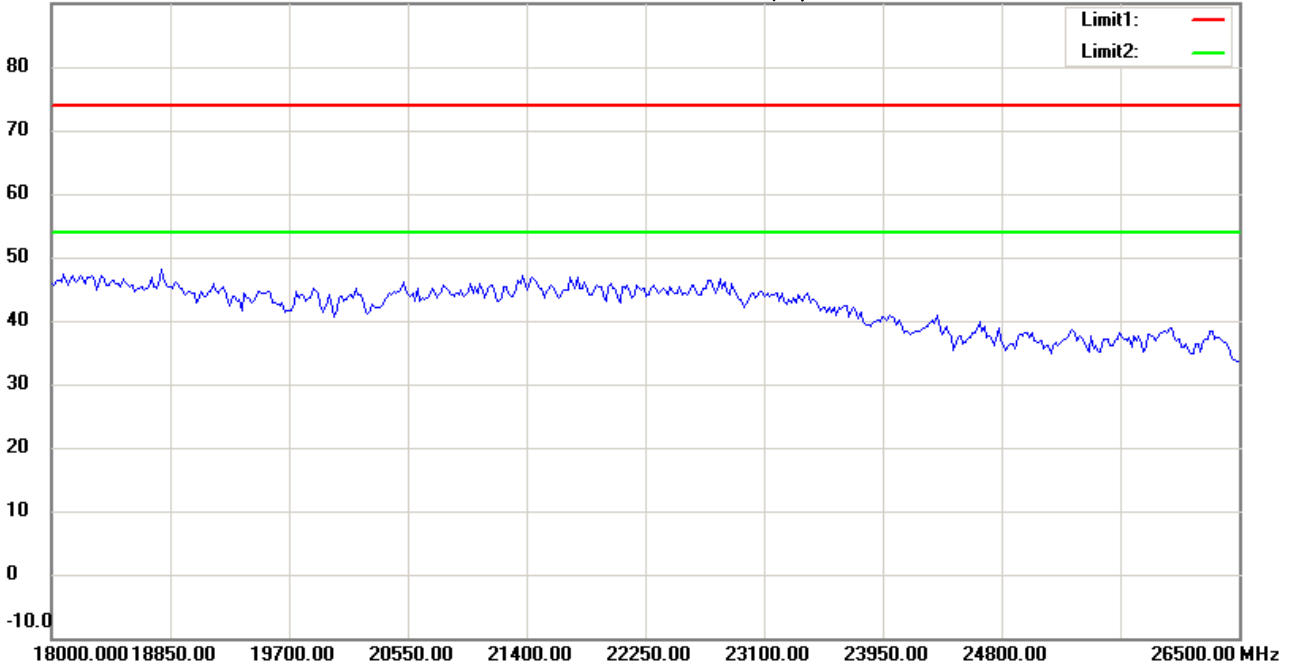
Date: 2015/3/13

Temperature:24 °C

90.0 dBuV/m

Time: 下午 05:29:57

Humidity:60 %



Site : Chamber

Condition : FCC_part 15 RE-Class C_Above 1GHz_PK

EUT : W6M21502-14830

M/N:

Test Mode : TX 802.11b CH1

Note :

Polarization: *Horizontal*

Power : 120 Va.c.

Distance: 3m

Mk.	Frequency (MHz)	Reading (dBuV)	Detector	Corr. factor (dB/m)	Result (dBuV/m)	Limit (dBuV/m)	Ant.Pos (cm)	Tab.Pos (deg.)	Margin (dB)	Comment
-----	-----------------	----------------	----------	---------------------	-----------------	----------------	--------------	----------------	-------------	---------

*:Maximum data x:Over limit !:over margin



Radiated Emission Measurement

Operator: Ken

File :3

Data :#10

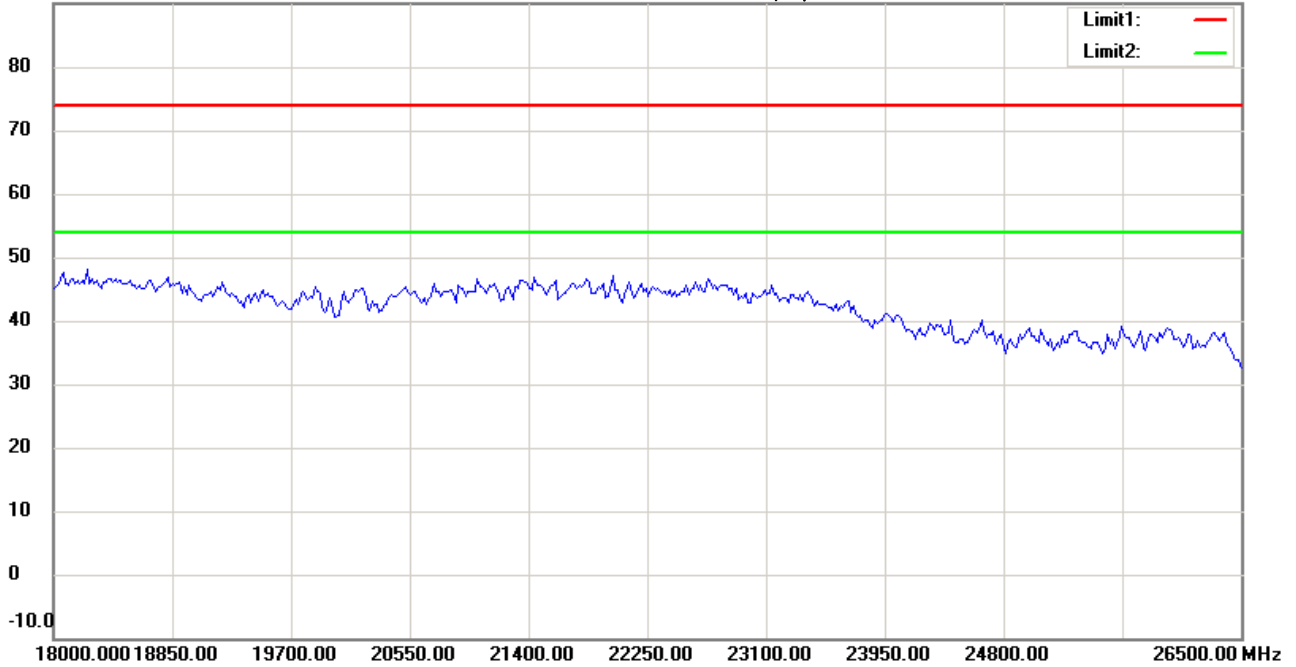
Date: 2015/3/13

Temperature:24 °C

90.0 dBuV/m

Time: 下午 05:32:35

Humidity:60 %



Site : Chamber

Condition : FCC_part 15 RE-Class C_Above 1GHz_PK

EUT : W6M21502-14830

M/N:

Test Mode : TX 802.11b CH1

Note :

Polarization: *Vertical*

Power : 120 V.a.c.

Distance: 3m

Mk.	Frequency (MHz)	Reading (dBuV)	Detector	Corr. factor (dB/m)	Result (dBuV/m)	Limit (dBuV/m)	Ant.Pos (cm)	Tab.Pos (deg.)	Margin (dB)	Comment
-----	-----------------	----------------	----------	---------------------	-----------------	----------------	--------------	----------------	-------------	---------



Radiated Emission Measurement

Operator: Leon

File :1

Data :#1

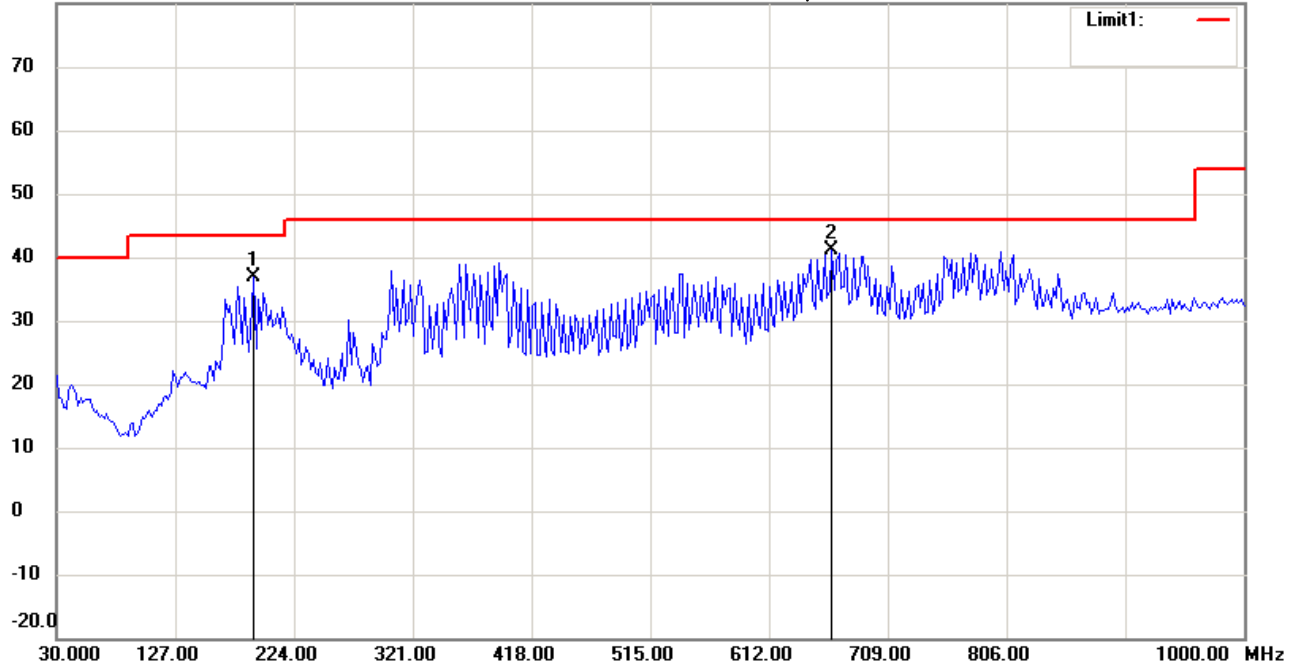
Date: 2015/3/13

Temperature:24 °C

80.0 dBuV/m

Time: 上午 08:18:18

Humidity:60 %



Site : Chamber

Condition : FCC_part 15 RE-Class C_30-1000MHz

EUT : W6M21502-14830

M/N:

Test Mode : TX 802.11b CH6

Note :

Polarization: *Horizontal*

Power : 120 Va.c.

Distance: 3m

Mk.	Frequency (MHz)	Reading (dBuV)	Detector	Corr. factor (dB/m)	Result (dBuV/m)	Limit (dBuV/m)	Ant.Pos (cm)	Tab.Pos (deg.)	Margin (dB)	Comment
	191.3427	24.39	peak	12.58	36.97	43.50	100	75	-6.53	
*	663.7074	16.32	peak	24.74	41.06	46.00	100	130	-4.94	



Radiated Emission Measurement

Operator: Leon

File :1

Data :#2

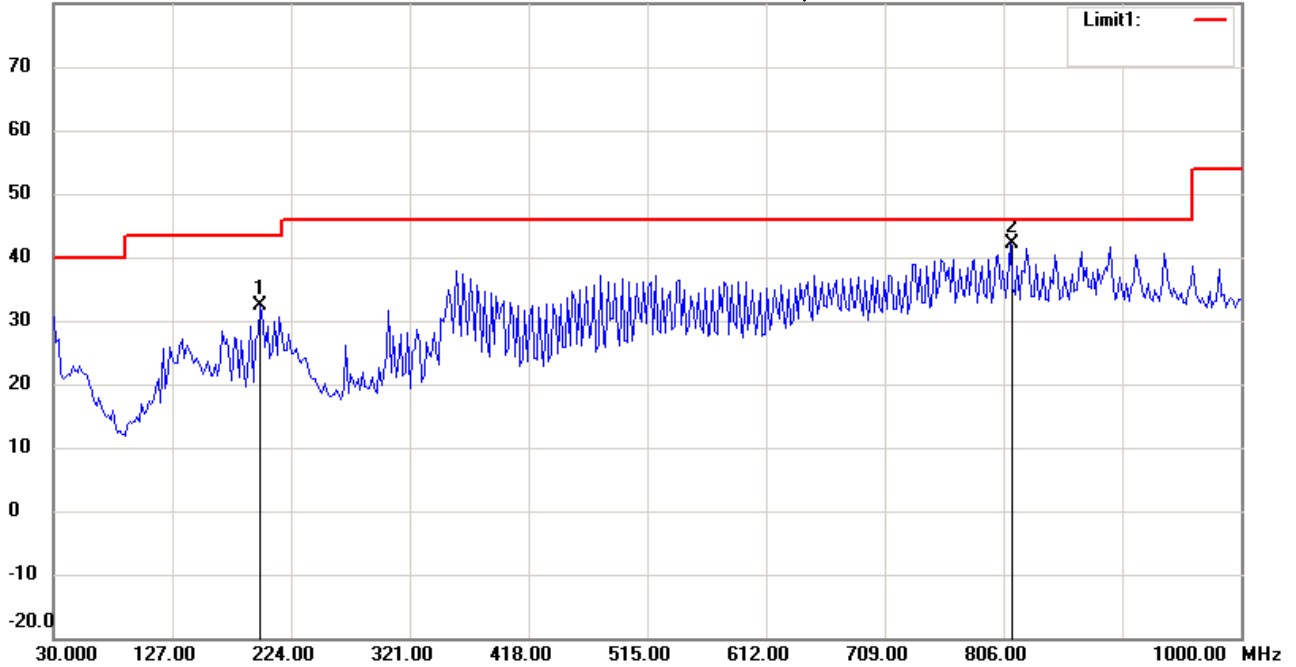
Date: 2015/3/13

Temperature:24 °C

80.0 dBuV/m

Time: 上午 08:19:03

Humidity:60 %



Site : Chamber

Condition : FCC_part 15 RE-Class C_30-1000MHz

Polarization: *Vertical*

EUT : W6M21502-14830

Power : 120 V.a.c.

M/N:

Distance: 3m

Test Mode : TX 802.11b CH6

Note :

Mk.	Frequency (MHz)	Reading (dBuV)	Detector	Corr. factor (dB/m)	Result (dBuV/m)	Limit (dBuV/m)	Ant.Pos (cm)	Tab.Pos (deg.)	Margin (dB)	Comment
	199.1182	20.35	peak	12.15	32.50	43.50	100	55	-11.00	
*	811.4430	15.39	peak	26.82	42.21	46.00	100	130	-3.79	



Radiated Emission Measurement

Operator: Ken

File :3

Data :#1

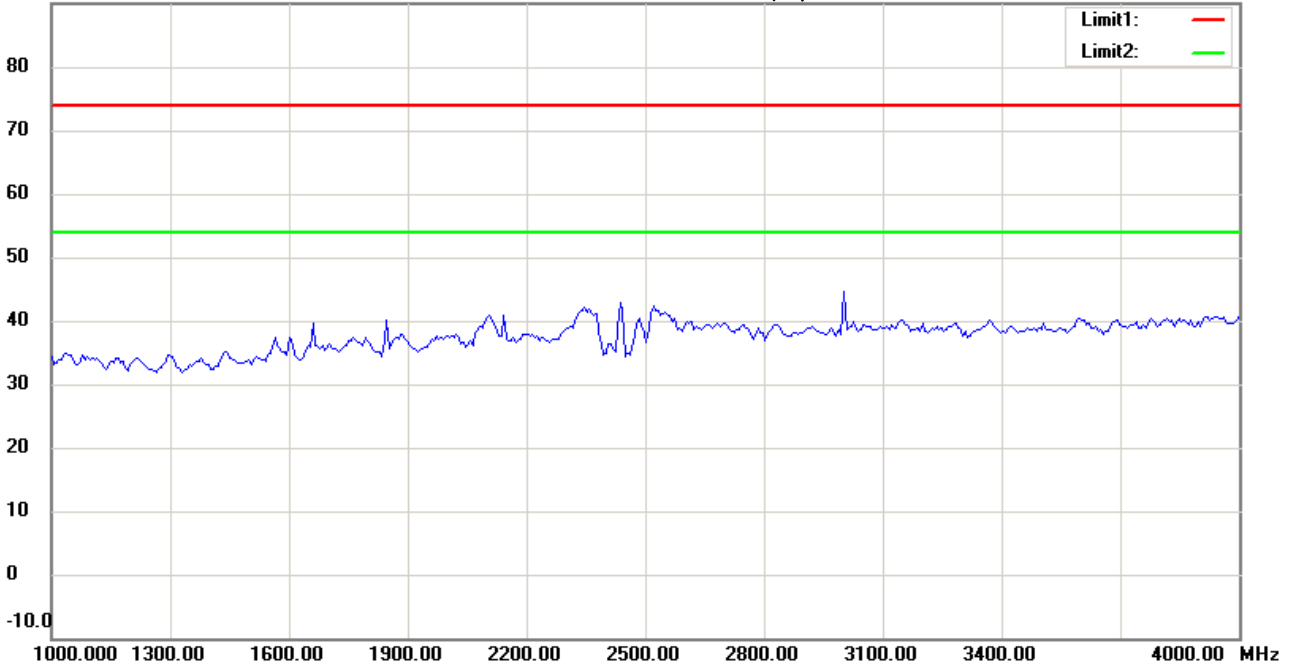
Date: 2015/3/13

Temperature:24 °C

90.0 dBuV/m

Time: 下午 05:37:04

Humidity:60 %



Site : Chamber

Condition : FCC_part 15 RE-Class C_Above 1GHz_PK

Polarization: *Horizontal*

EUT : W6M21502-14830

Power : 120 Va.c.

M/N:

Distance: 3m

Test Mode : TX 802.11b CH6

Note :

Mk.	Frequency (MHz)	Reading (dBuV)	Detector	Corr. factor (dB/m)	Result (dBuV/m)	Limit (dBuV/m)	Ant.Pos (cm)	Tab.Pos (deg.)	Margin (dB)	Comment
-----	-----------------	----------------	----------	---------------------	-----------------	----------------	--------------	----------------	-------------	---------



Radiated Emission Measurement

Operator: Ken

File :3

Data :#6

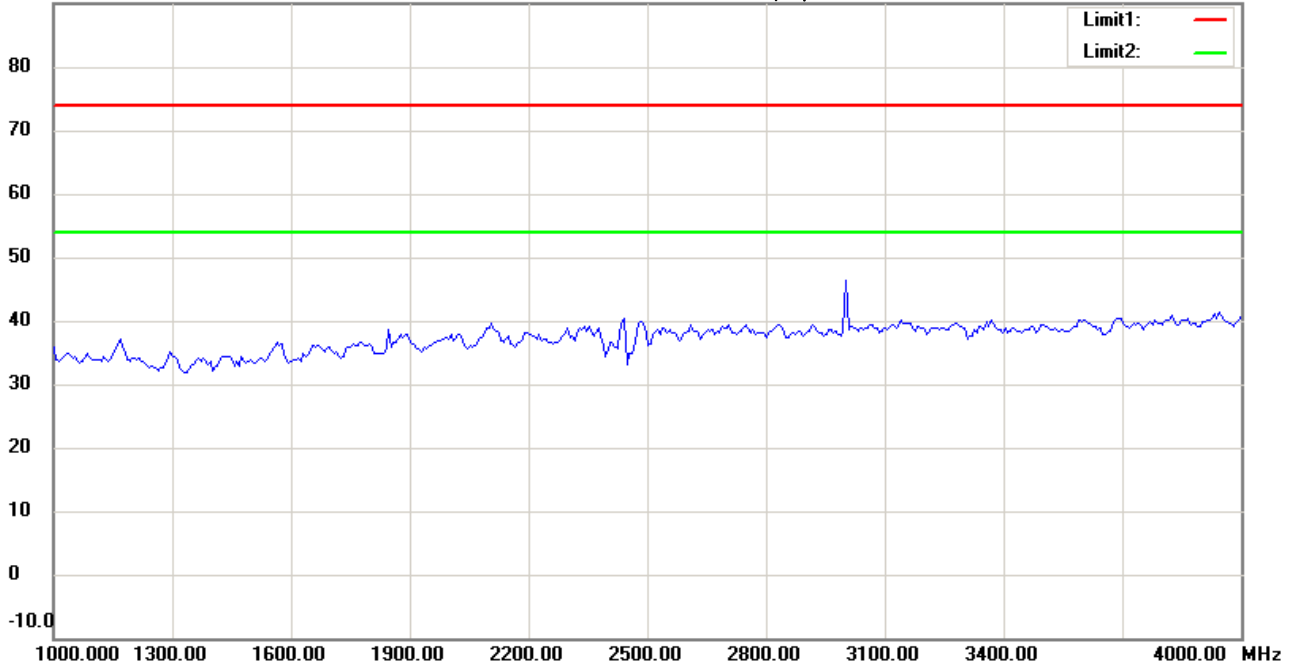
Date: 2015/3/13

Temperature:24 °C

90.0 dBuV/m

Time: 下午 05:39:48

Humidity:60 %



Site : Chamber

Condition : FCC_part 15 RE-Class C_Above 1GHz_PK

Polarization: *Vertical*

EUT : W6M21502-14830

Power : 120 Va.c.

M/N:

Distance: 3m

Test Mode : TX 802.11b CH6

Note :

Mk.	Frequency (MHz)	Reading (dBuV)	Detector	Corr. factor (dB/m)	Result (dBuV/m)	Limit (dBuV/m)	Ant.Pos (cm)	Tab.Pos (deg.)	Margin (dB)	Comment
-----	-----------------	----------------	----------	---------------------	-----------------	----------------	--------------	----------------	-------------	---------



Radiated Emission Measurement

Operator: Ken

File :3

Data :#2

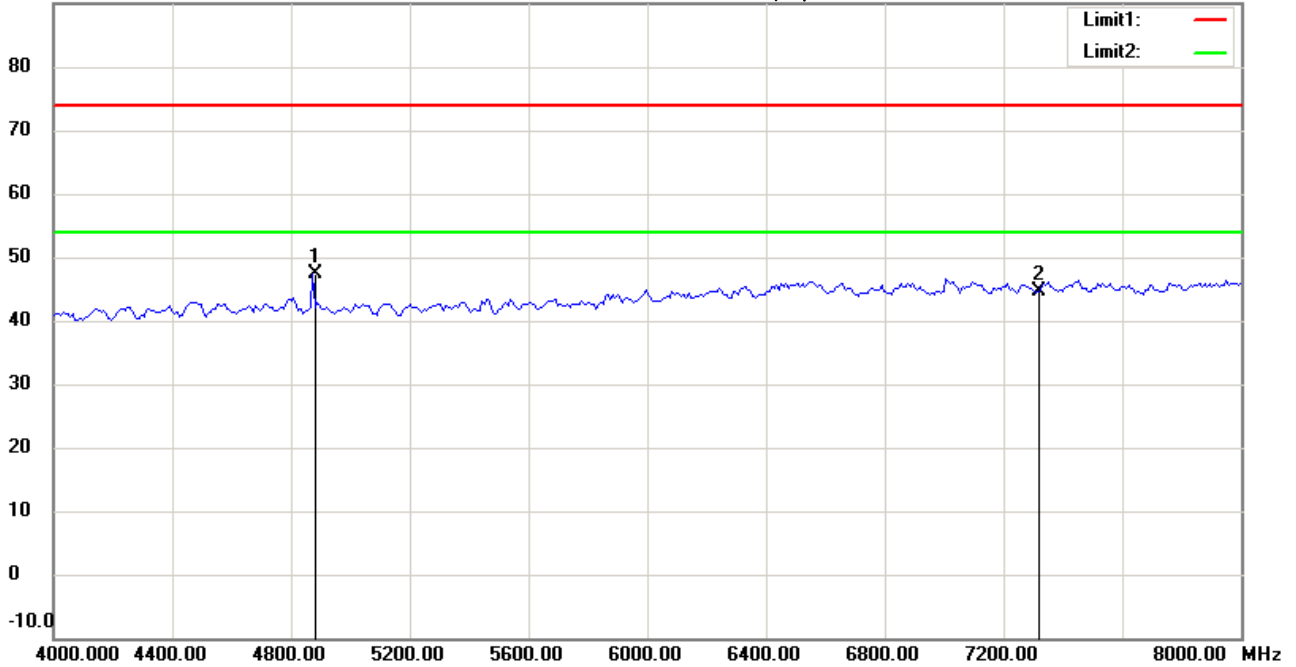
Date: 2015/3/13

Temperature:24 °C

90.0 dBuV/m

Time: 下午 05:37:49

Humidity:60 %



Site : Chamber

Condition : FCC_part 15 RE-Class C_Above 1GHz_PK

EUT : W6M21502-14830

M/N:

Test Mode : TX 802.11b CH6

Note :

Polarization: *Horizontal*

Power : 120 V.a.c.

Distance: 3m

Mk.	Frequency (MHz)	Reading (dBuV)	Detector	Corr. factor (dB/m)	Result (dBuV/m)	Limit (dBuV/m)	Ant.Pos (cm)	Tab.Pos (deg.)	Margin (dB)	Comment
*	4873.748	46.65	peak	0.73	47.38	74.00	100	180	-26.62	
	7311.000	40.19	peak	4.39	44.58	74.00	100	215	-29.42	



Radiated Emission Measurement

Operator: Ken

File :3

Data :#7

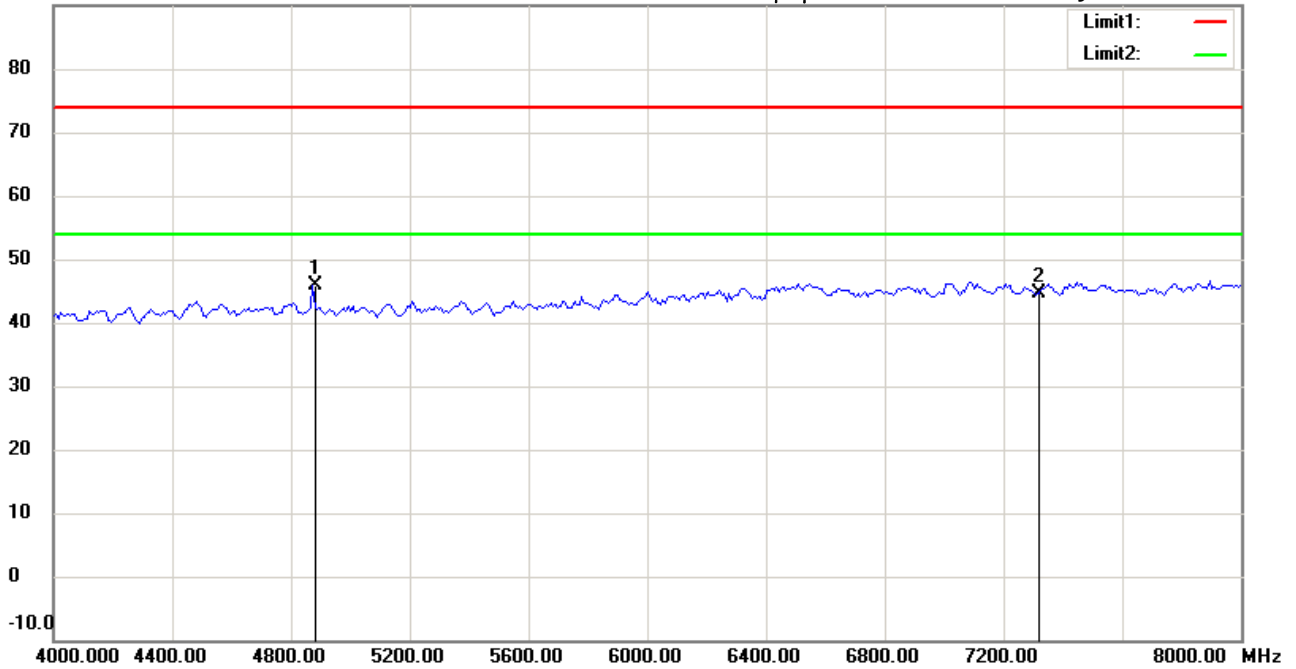
Date: 2015/3/13

Temperature:24 °C

90.0 dBuV/m

Time: 下午 05:40:34

Humidity:60 %



Site : Chamber

Condition : FCC_part 15 RE-Class C_Above 1GHz_PK

EUT : W6M21502-14830

M/N:

Test Mode : TX 802.11b CH6

Note :

Polarization: *Vertical*

Power : 120 V.a.c.

Distance: 3m

Mk.	Frequency (MHz)	Reading (dBuV)	Detector	Corr. factor (dB/m)	Result (dBuV/m)	Limit (dBuV/m)	Ant.Pos (cm)	Tab.Pos (deg.)	Margin (dB)	Comment
*	4873.748	45.15	peak	0.73	45.88	74.00	100	145	-28.12	
	7311.000	40.21	peak	4.39	44.60	74.00	100	170	-29.40	



Radiated Emission Measurement

Operator: Ken

File :3

Data :#3

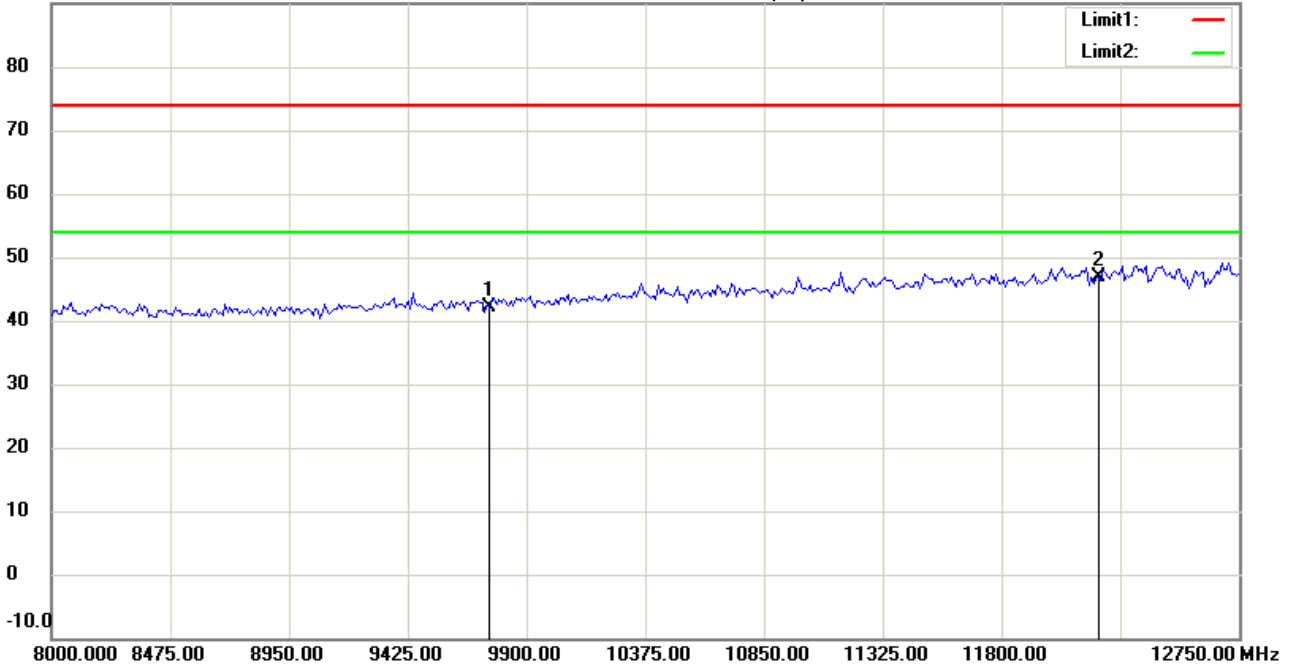
Date: 2015/3/13

Temperature:24 °C

90.0 dBuV/m

Time: 下午 05:38:40

Humidity:60 %



Site : Chamber

Condition : FCC_part 15 RE-Class C_Above 1GHz_PK

Polarization: *Horizontal*

EUT : W6M21502-14830

Power : 120 V.a.c.

M/N:

Distance: 3m

Test Mode : TX 802.11b CH6

Note :

Mk.	Frequency (MHz)	Reading (dBuV)	Detector	Corr. factor (dB/m)	Result (dBuV/m)	Limit (dBuV/m)	Ant.Pos (cm)	Tab.Pos (deg.)	Margin (dB)	Comment
	9748.000	34.56	peak	7.58	42.14	74.00	100	95	-31.86	
*	12185.000	33.21	peak	13.77	46.98	74.00	100	135	-27.02	



Radiated Emission Measurement

Operator: Ken

File :3

Data :#8

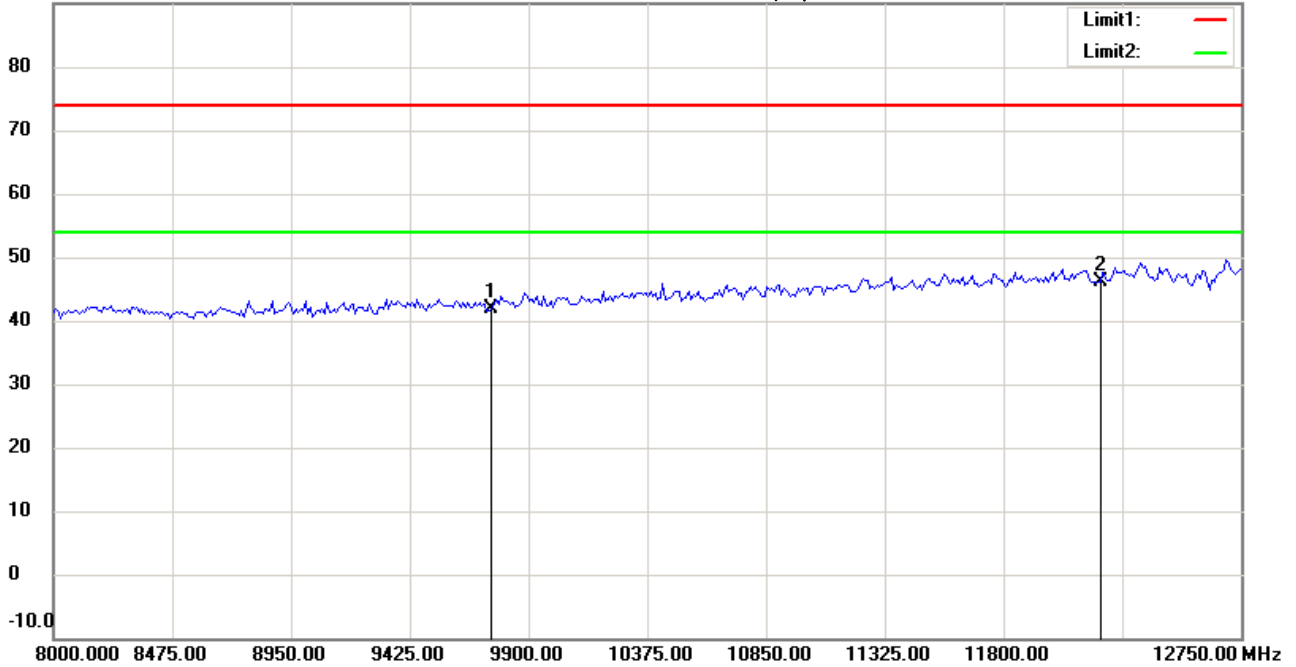
Date: 2015/3/13

Temperature:24 °C

90.0 dBuV/m

Time: 下午 05:41:18

Humidity:60 %



Site : Chamber

Condition : FCC_part 15 RE-Class C_Above 1GHz_PK

Polarization: *Vertical*

EUT : W6M21502-14830

Power : 120 V.a.c.

M/N:

Distance: 3m

Test Mode : TX 802.11b CH6

Note :

Mk.	Frequency (MHz)	Reading (dBuV)	Detector	Corr. factor (dB/m)	Result (dBuV/m)	Limit (dBuV/m)	Ant.Pos (cm)	Tab.Pos (deg.)	Margin (dB)	Comment
	9748.000	34.35	peak	7.58	41.93	74.00	100	175	-32.07	
*	12185.000	32.43	peak	13.77	46.20	74.00	100	260	-27.80	



Radiated Emission Measurement

Operator: Ken

File :3

Data :#4

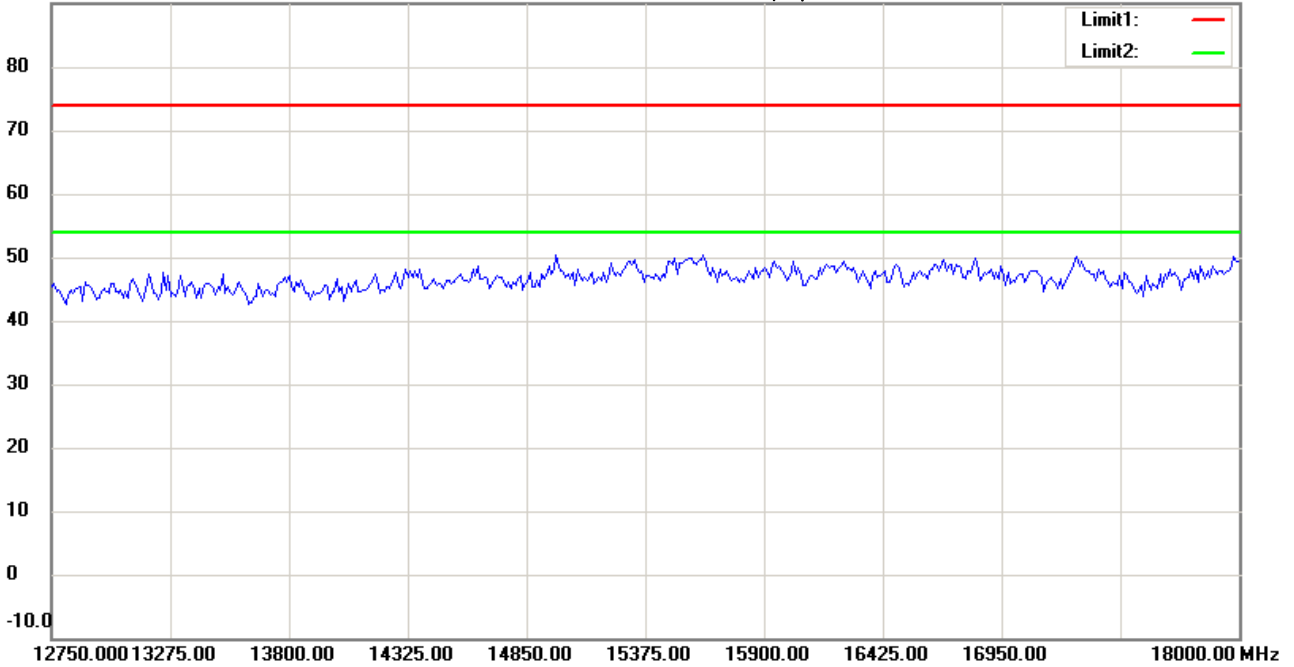
Date: 2015/3/13

Temperature:24 °C

90.0 dBuV/m

Time: 下午 05:38:54

Humidity:60 %



Site : Chamber

Condition : FCC_part 15 RE-Class C_Above 1GHz_PK

Polarization: *Horizontal*

EUT : W6M21502-14830

Power : 120 V.a.c.

M/N:

Distance: 3m

Test Mode : TX 802.11b CH6

Note :

Mk.	Frequency (MHz)	Reading (dBuV)	Detector	Corr. factor (dB/m)	Result (dBuV/m)	Limit (dBuV/m)	Ant.Pos (cm)	Tab.Pos (deg.)	Margin (dB)	Comment
-----	-----------------	----------------	----------	---------------------	-----------------	----------------	--------------	----------------	-------------	---------



Radiated Emission Measurement

Operator: Ken

File :3

Data :#9

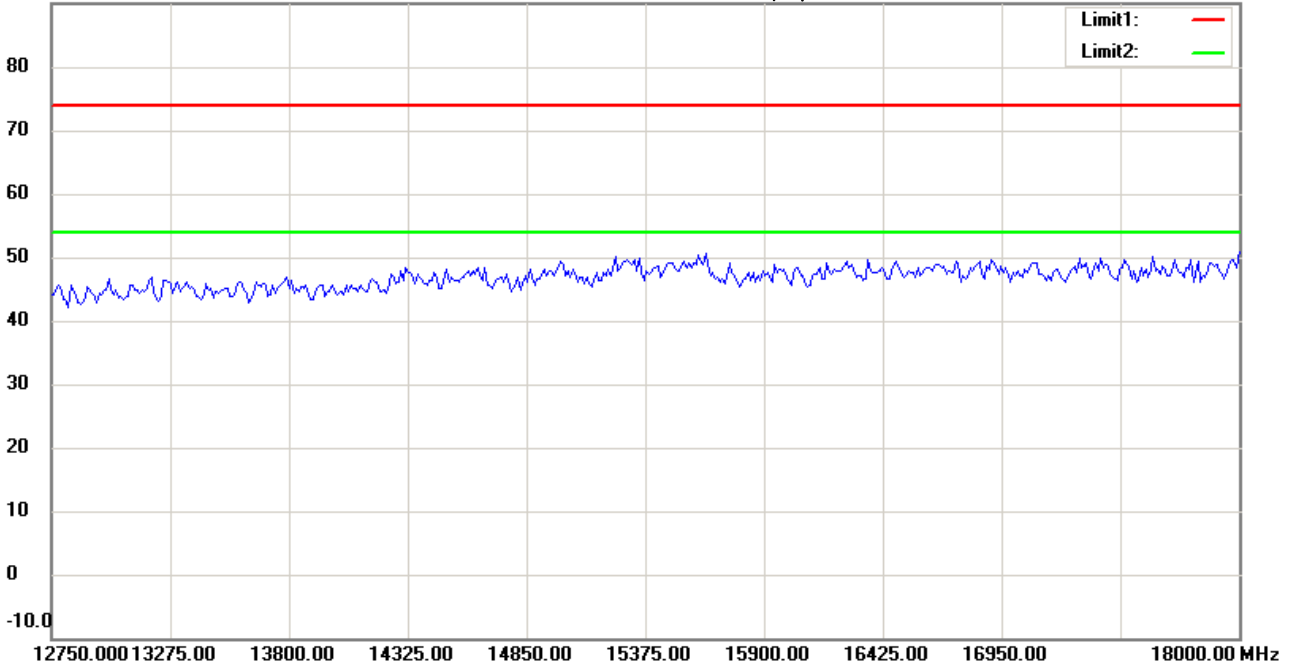
Date: 2015/3/13

Temperature:24 °C

90.0 dBuV/m

Time: 下午 05:41:32

Humidity:60 %



Site : Chamber

Condition : FCC_part 15 RE-Class C_Above 1GHz_PK

Polarization: *Vertical*

EUT : W6M21502-14830

Power : 120 Va.c.

M/N:

Distance: 3m

Test Mode : TX 802.11b CH6

Note :

Mk.	Frequency (MHz)	Reading (dBuV)	Detector	Corr. factor (dB/m)	Result (dBuV/m)	Limit (dBuV/m)	Ant.Pos (cm)	Tab.Pos (deg.)	Margin (dB)	Comment
-----	-----------------	----------------	----------	---------------------	-----------------	----------------	--------------	----------------	-------------	---------



Radiated Emission Measurement

Operator: Ken

File :3

Data :#5

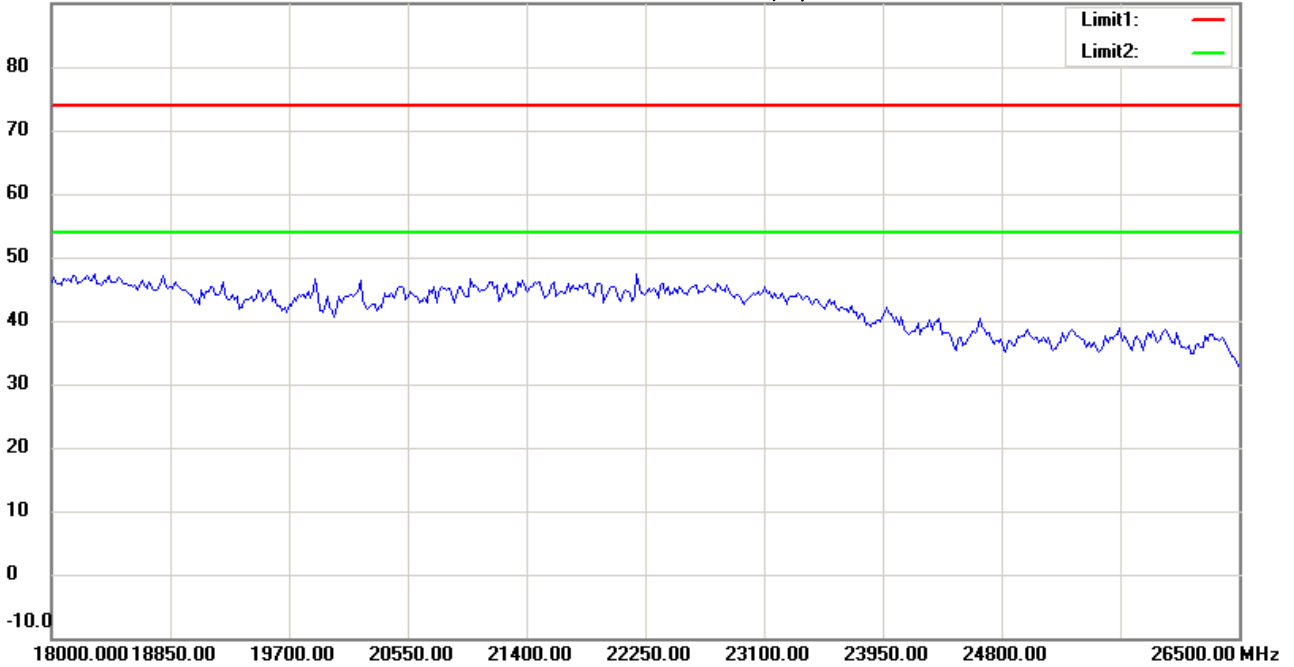
Date: 2015/3/13

Temperature:24 °C

90.0 dBuV/m

Time: 下午 05:39:04

Humidity:60 %



Site : Chamber

Condition : FCC_part 15 RE-Class C_Above 1GHz_PK

EUT : W6M21502-14830

M/N:

Test Mode : TX 802.11b CH6

Note :

Polarization: *Horizontal*

Power : 120 V.a.c.

Distance: 3m

Mk.	Frequency (MHz)	Reading (dBuV)	Detector	Corr. factor (dB/m)	Result (dBuV/m)	Limit (dBuV/m)	Ant.Pos (cm)	Tab.Pos (deg.)	Margin (dB)	Comment
-----	-----------------	----------------	----------	---------------------	-----------------	----------------	--------------	----------------	-------------	---------



Radiated Emission Measurement

Operator: Ken

File :3

Data :#10

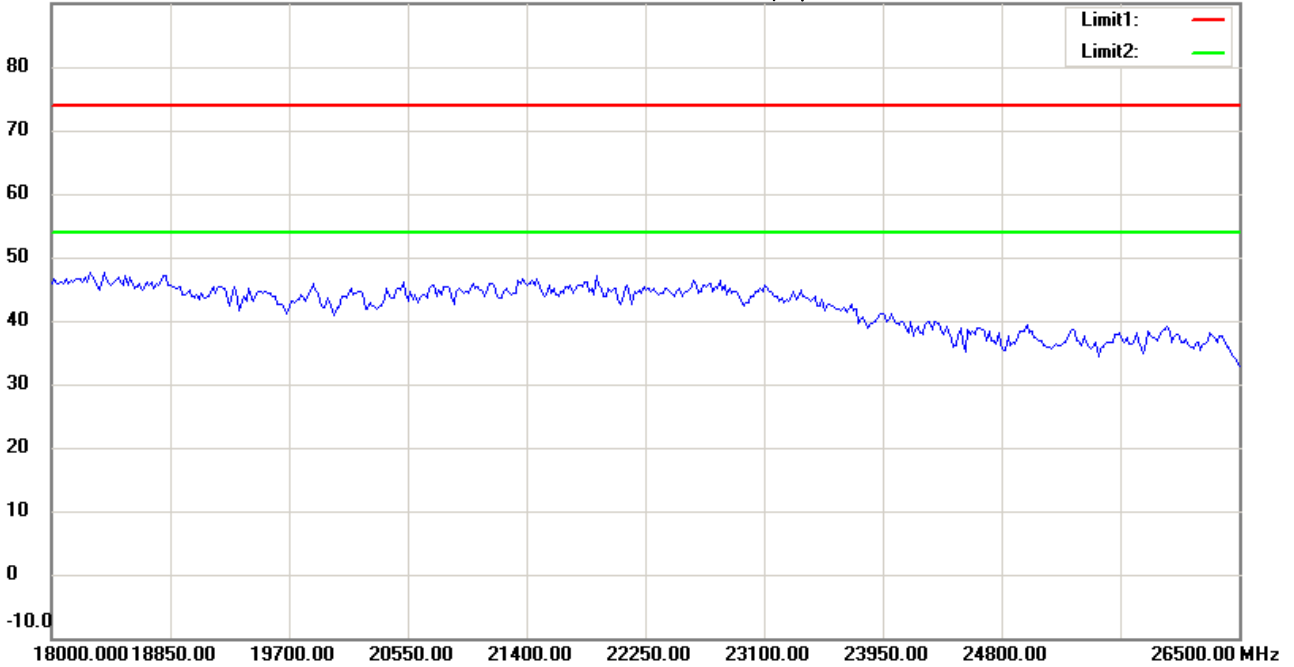
Date: 2015/3/13

Temperature:24 °C

90.0 dBuV/m

Time: 下午 05:41:42

Humidity:60 %



Site : Chamber

Condition : FCC_part 15 RE-Class C_Above 1GHz_PK

Polarization: *Vertical*

EUT : W6M21502-14830

Power : 120 V.a.c.

M/N:

Distance: 3m

Test Mode : TX 802.11b CH6

Note :

Mk.	Frequency (MHz)	Reading (dBuV)	Detector	Corr. factor (dB/m)	Result (dBuV/m)	Limit (dBuV/m)	Ant.Pos (cm)	Tab.Pos (deg.)	Margin (dB)	Comment
-----	-----------------	----------------	----------	---------------------	-----------------	----------------	--------------	----------------	-------------	---------



Radiated Emission Measurement

Operator: Leon

File :1

Data :#1

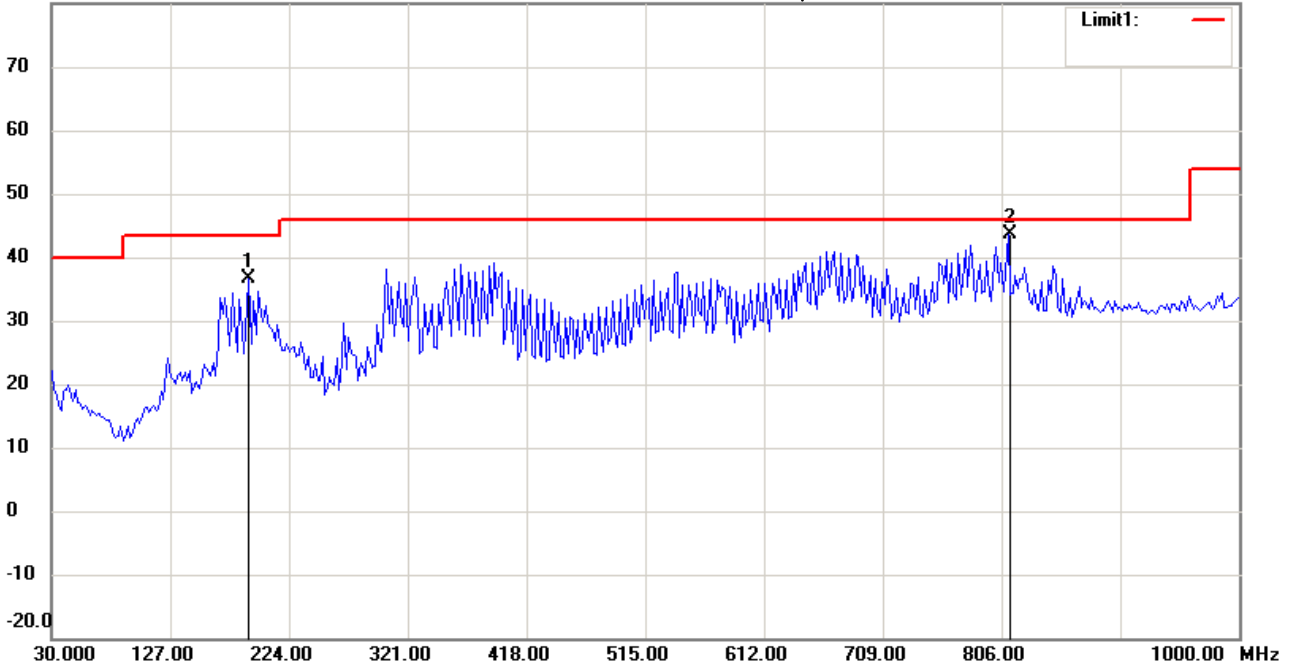
Date: 2015/3/13

Temperature:24 °C

80.0 dBuV/m

Time: 上午 08:20:32

Humidity:60 %



Site : Chamber

Condition : FCC_part 15 RE-Class C_30-1000MHz

EUT : W6M21502-14830

M/N:

Test Mode : TX 802.11b CH11

Note :

Polarization: *Horizontal*

Power : 120 V.a.c.

Distance: 3m

Mk.	Frequency (MHz)	Reading (dBuV)	Detector	Corr. factor (dB/m)	Result (dBuV/m)	Limit (dBuV/m)	Ant.Pos (cm)	Tab.Pos (deg.)	Margin (dB)	Comment
	191.3427	23.98	peak	12.58	36.56	43.50	100	135	-6.94	
*	811.4430	16.73	peak	26.82	43.55	46.00	100	220	-2.45	



Radiated Emission Measurement

Operator: Leon

File :1

Data :#2

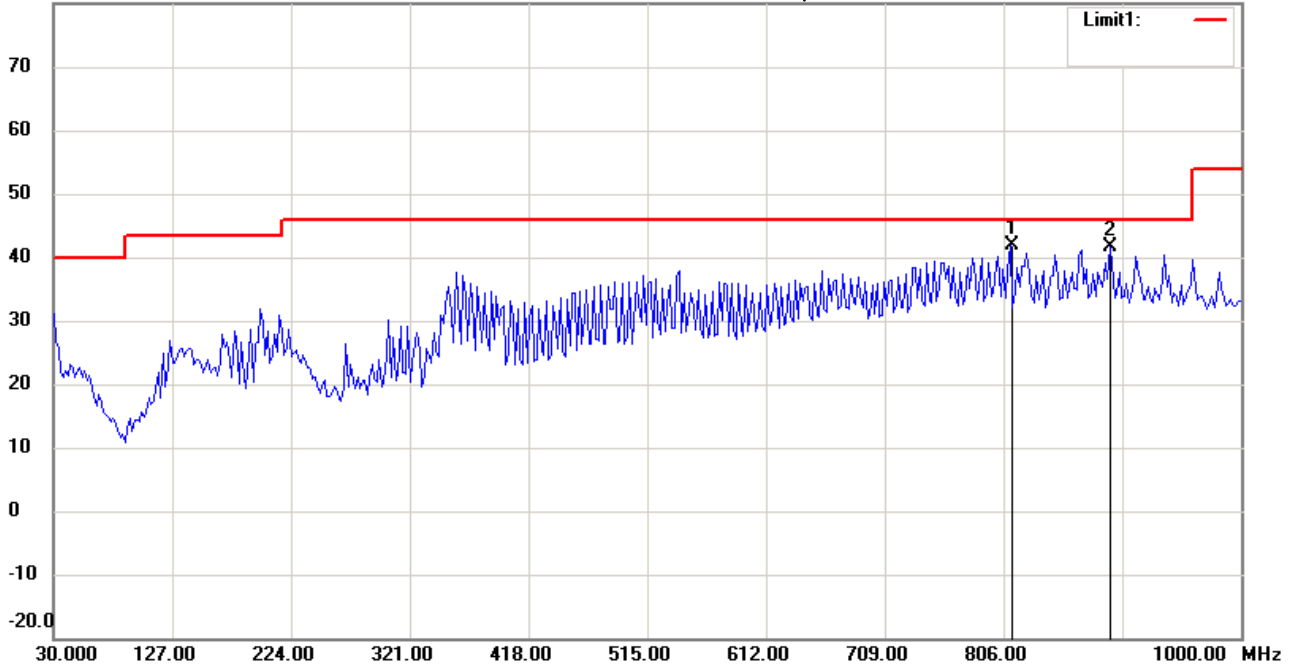
Date: 2015/3/13

Temperature:24 °C

80.0 dBuV/m

Time: 上午 08:21:17

Humidity:60 %



Site : Chamber

Condition : FCC_part 15 RE-Class C_30-1000MHz

Polarization: *Vertical*

EUT : W6M21502-14830

Power : 120 V.a.c.

M/N:

Distance: 3m

Test Mode : TX 802.11b CH11

Note :

Mk.	Frequency (MHz)	Reading (dBuV)	Detector	Corr. factor (dB/m)	Result (dBuV/m)	Limit (dBuV/m)	Ant.Pos (cm)	Tab.Pos (deg.)	Margin (dB)	Comment
*	811.4430	15.16	peak	26.82	41.98	46.00	100	145	-4.02	
	893.0862	13.28	peak	28.26	41.54	46.00	100	130	-4.46	



Radiated Emission Measurement

Operator: Ken

File :3

Data :#1

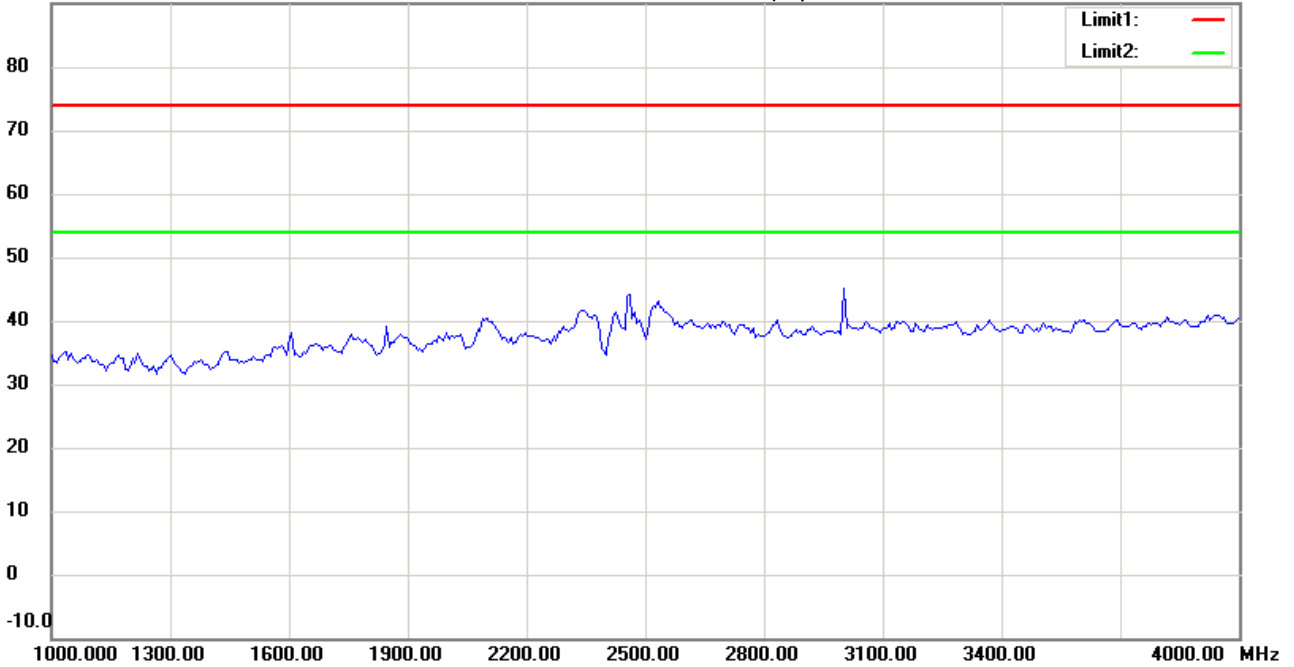
Date: 2015/3/13

Temperature:24 °C

90.0 dBuV/m

Time: 下午 05:46:12

Humidity:60 %



Site : Chamber

Condition : FCC_part 15 RE-Class C_Above 1GHz_PK

Polarization: *Horizontal*

EUT : W6M21502-14830

Power : 120 Va.c.

M/N:

Distance: 3m

Test Mode : TX 802.11b CH11

Note :

Mk.	Frequency (MHz)	Reading (dBuV)	Detector	Corr. factor (dB/m)	Result (dBuV/m)	Limit (dBuV/m)	Ant.Pos (cm)	Tab.Pos (deg.)	Margin (dB)	Comment
-----	-----------------	----------------	----------	---------------------	-----------------	----------------	--------------	----------------	-------------	---------



Radiated Emission Measurement

Operator: Ken

File :3

Data :#6

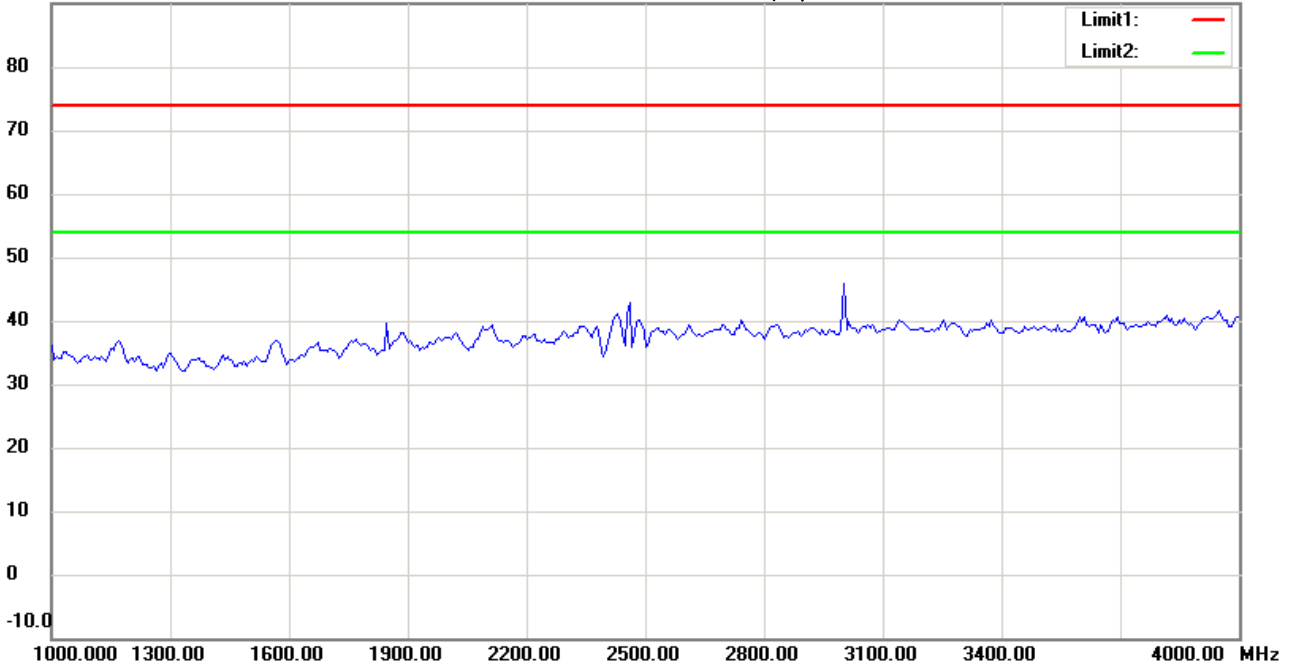
Date: 2015/3/13

Temperature:24 °C

90.0 dBuV/m

Time: 下午 05:48:57

Humidity:60 %



Site : Chamber

Condition : FCC_part 15 RE-Class C_Above 1GHz_PK

EUT : W6M21502-14830

M/N:

Test Mode : TX 802.11b CH11

Note :

Polarization: *Vertical*

Power : 120 Va.c.

Distance: 3m

Mk.	Frequency (MHz)	Reading (dBuV)	Detector	Corr. factor (dB/m)	Result (dBuV/m)	Limit (dBuV/m)	Ant.Pos (cm)	Tab.Pos (deg.)	Margin (dB)	Comment
-----	-----------------	----------------	----------	---------------------	-----------------	----------------	--------------	----------------	-------------	---------



Radiated Emission Measurement

Operator: Ken

File :3

Data :#2

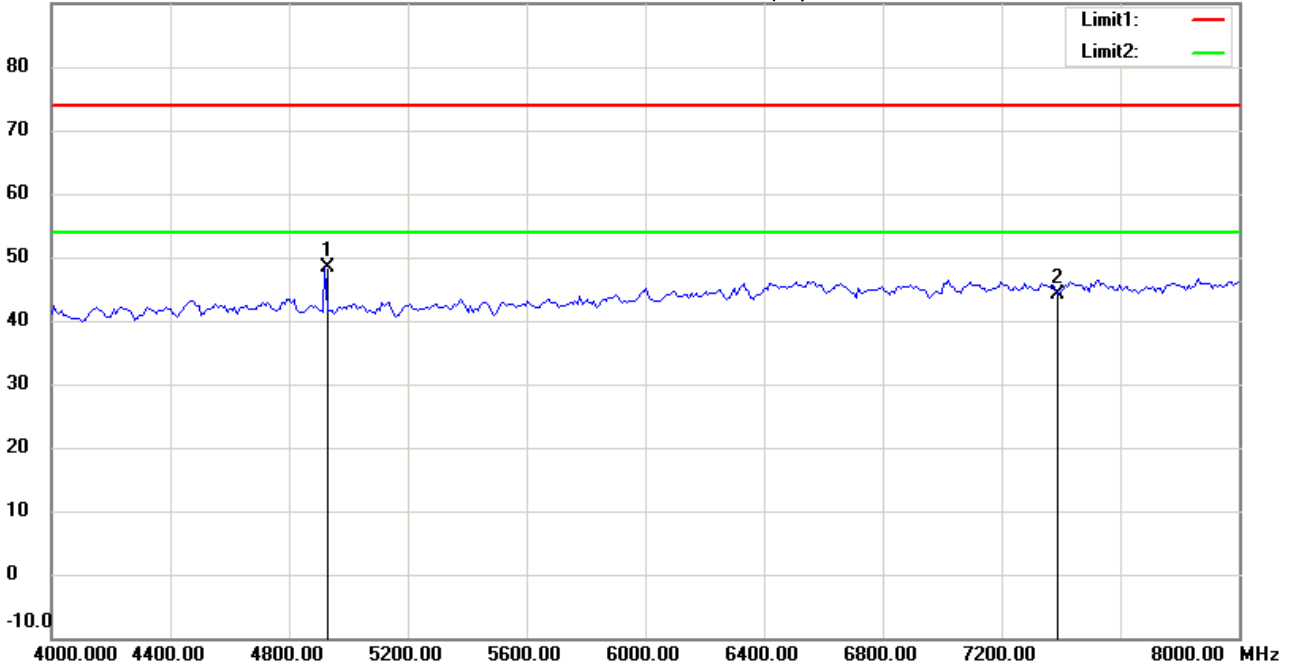
Date: 2015/3/13

Temperature:24 °C

90.0 dBuV/m

Time: 下午 05:46:57

Humidity:60 %



Site : Chamber

Condition : FCC_part 15 RE-Class C_Above 1GHz_PK

EUT : W6M21502-14830

M/N:

Test Mode : TX 802.11b CH11

Note :

Polarization: *Horizontal*

Power : 120 V.a.c.

Distance: 3m

Mk.	Frequency (MHz)	Reading (dBuV)	Detector	Corr. factor (dB/m)	Result (dBuV/m)	Limit (dBuV/m)	Ant.Pos (cm)	Tab.Pos (deg.)	Margin (dB)	Comment
*	4921.844	47.67	peak	0.80	48.47	74.00	100	210	-25.53	
	7386.000	39.32	peak	4.71	44.03	74.00	100	165	-29.97	



Radiated Emission Measurement

Operator: Ken

File :3

Data :#7

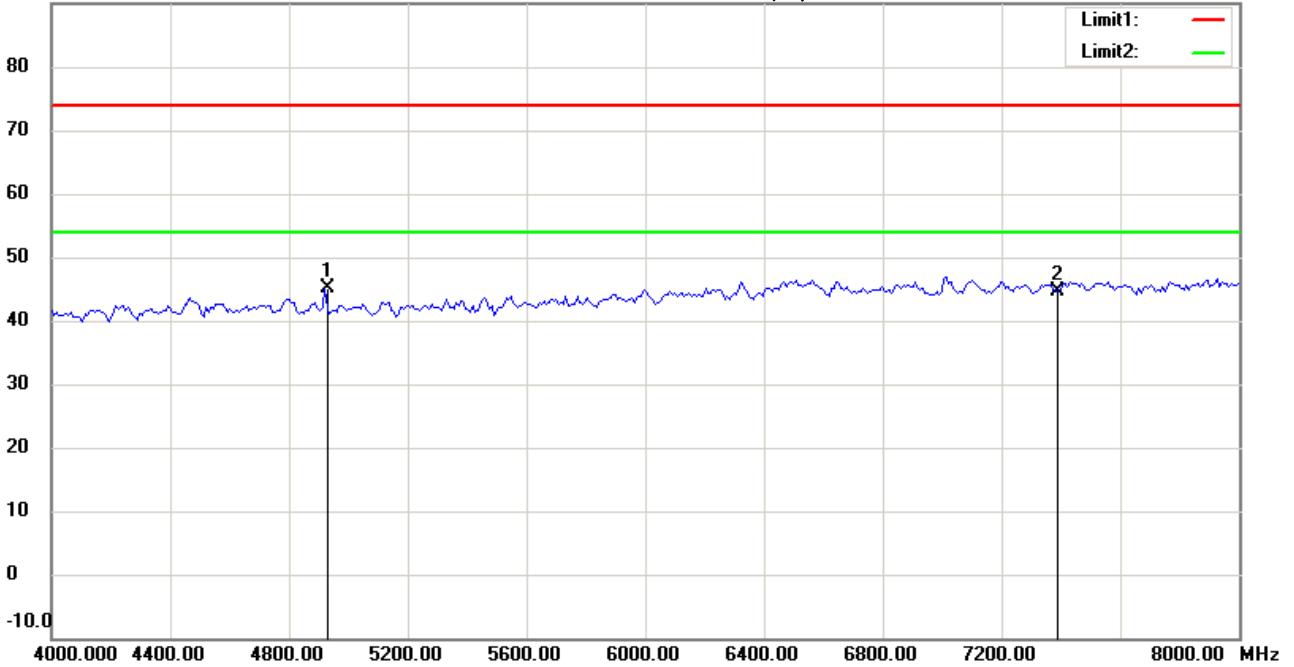
Date: 2015/3/13

Temperature:24 °C

90.0 dBuV/m

Time: 下午 05:49:42

Humidity:60 %



Site : Chamber

Condition : FCC_part 15 RE-Class C_Above 1GHz_PK

Polarization: *Vertical*

EUT : W6M21502-14830

Power : 120 V.a.c.

M/N:

Distance: 3m

Test Mode : TX 802.11b CH11

Note :

Mk.	Frequency (MHz)	Reading (dBuV)	Detector	Corr. factor (dB/m)	Result (dBuV/m)	Limit (dBuV/m)	Ant.Pos (cm)	Tab.Pos (deg.)	Margin (dB)	Comment
*	4921.844	44.31	peak	0.80	45.11	74.00	100	190	-28.89	
	7386.000	39.92	peak	4.71	44.63	74.00	100	120	-29.37	



Radiated Emission Measurement

Operator: Ken

File :3

Data :#3

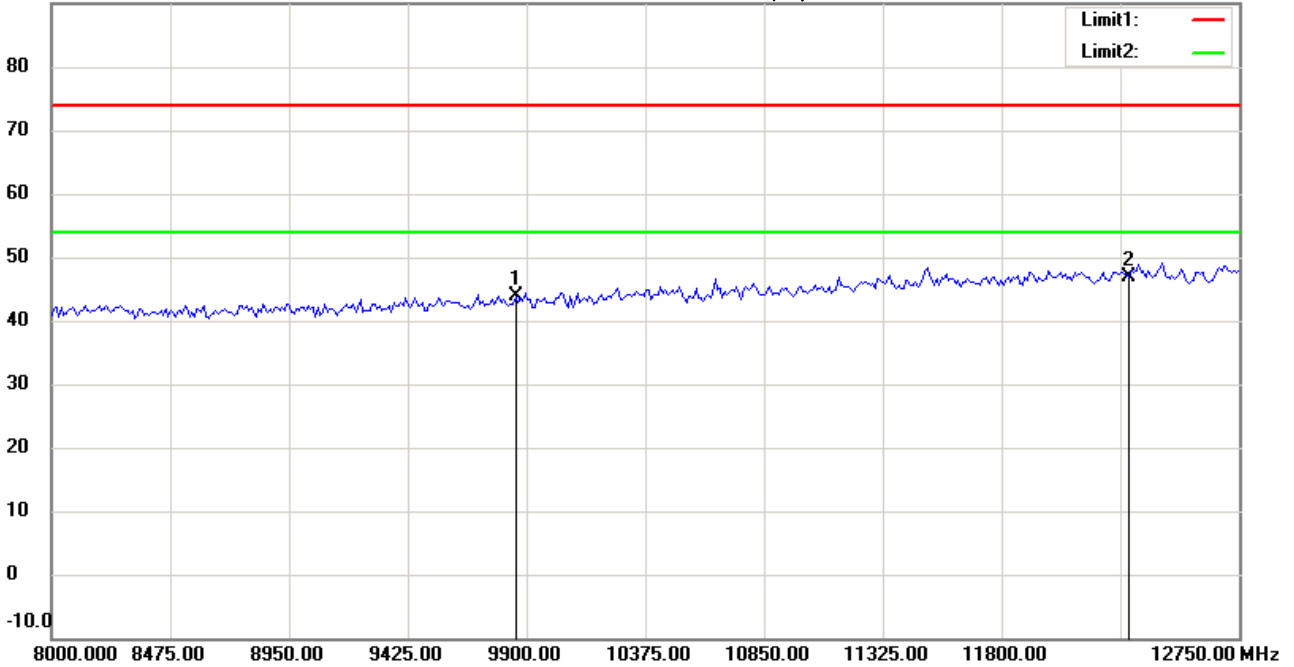
Date: 2015/3/13

Temperature:24 °C

90.0 dBuV/m

Time: 下午 05:47:48

Humidity:60 %



Site : Chamber

Condition : FCC_part 15 RE-Class C_Above 1GHz_PK

EUT : W6M21502-14830

M/N:

Test Mode : TX 802.11b CH11

Note :

Polarization: *Horizontal*

Power : 120 V.a.c.

Distance: 3m

Mk.	Frequency (MHz)	Reading (dBuV)	Detector	Corr. factor (dB/m)	Result (dBuV/m)	Limit (dBuV/m)	Ant.Pos (cm)	Tab.Pos (deg.)	Margin (dB)	Comment
	9848.000	35.96	peak	7.96	43.92	74.00	100	120	-30.08	
*	12310.000	33.27	peak	13.60	46.87	74.00	100	150	-27.13	



Radiated Emission Measurement

Operator: Ken

File :3

Data :#8

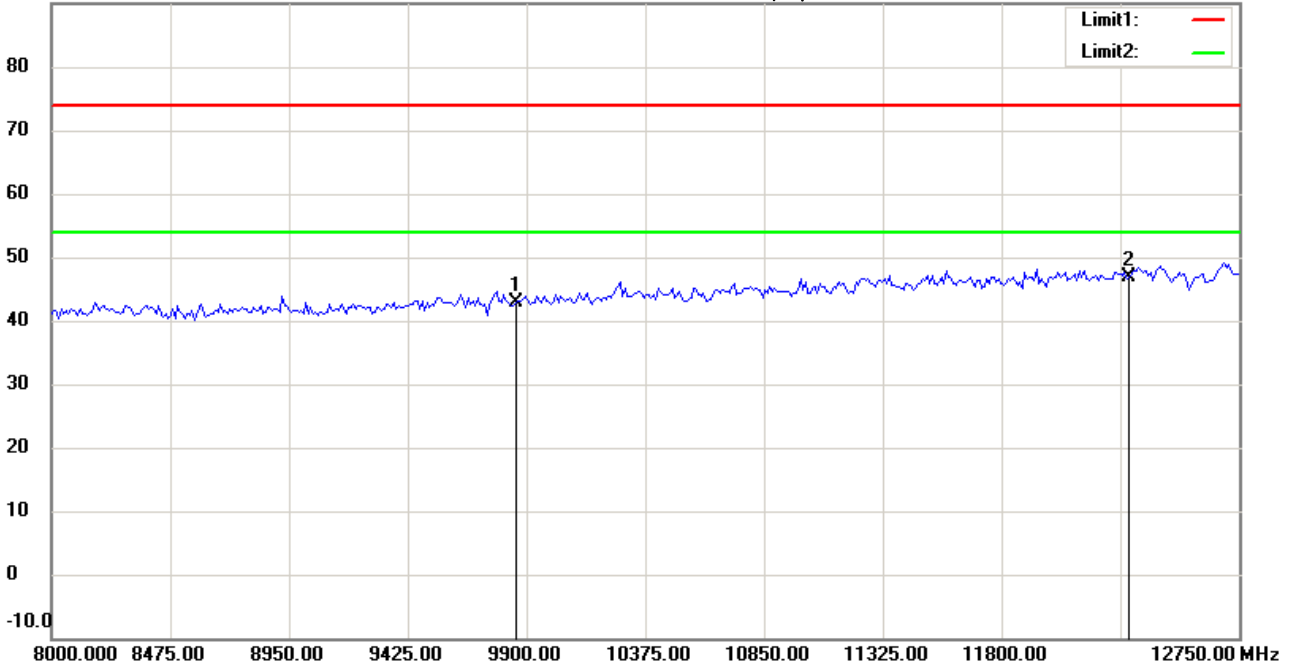
Date: 2015/3/13

Temperature:24 °C

90.0 dBuV/m

Time: 下午 05:50:26

Humidity:60 %



Site : Chamber

Condition : FCC_part 15 RE-Class C_Above 1GHz_PK

EUT : W6M21502-14830

M/N:

Test Mode : TX 802.11b CH11

Note :

Polarization: *Vertical*

Power : 120 V.a.c.

Distance: 3m

Mk.	Frequency (MHz)	Reading (dBuV)	Detector	Corr. factor (dB/m)	Result (dBuV/m)	Limit (dBuV/m)	Ant.Pos (cm)	Tab.Pos (deg.)	Margin (dB)	Comment
	9848.000	34.80	peak	7.96	42.76	74.00	100	50	-31.24	
*	12310.000	33.29	peak	13.60	46.89	74.00	100	75	-27.11	



Radiated Emission Measurement

Operator: Ken

File :3

Data :#4

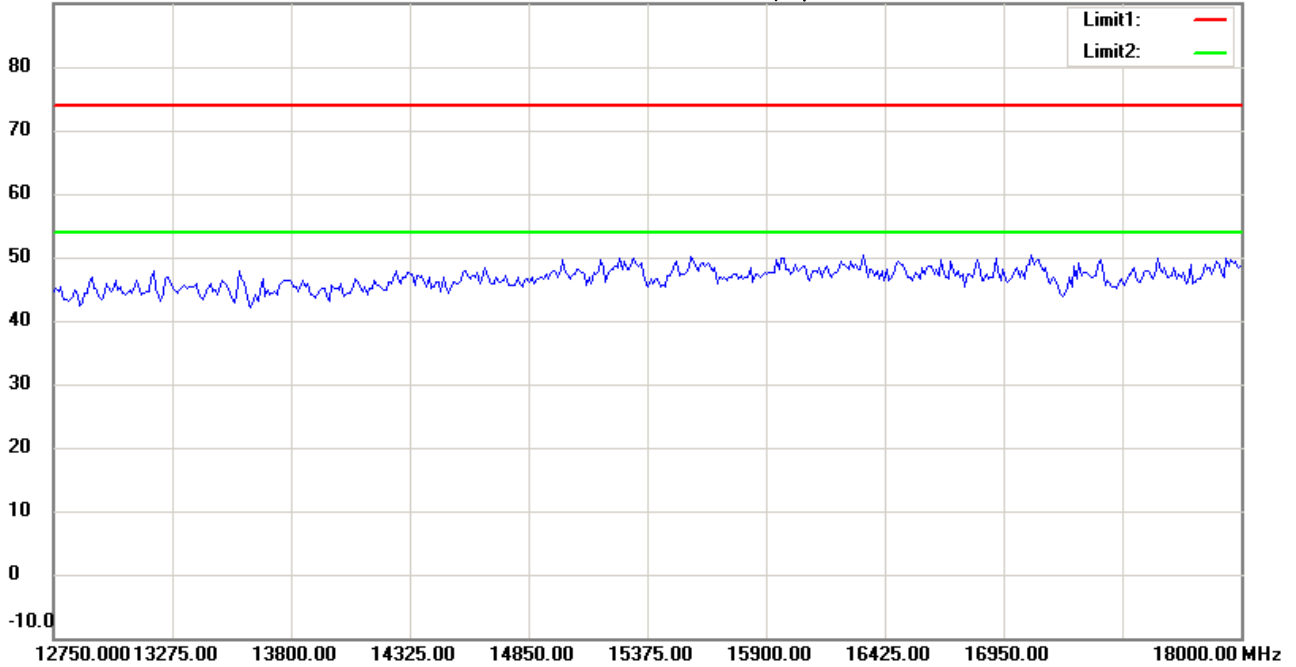
Date: 2015/3/13

Temperature:24 °C

90.0 dBuV/m

Time: 下午 05:48:02

Humidity:60 %



Site : Chamber

Condition : FCC_part 15 RE-Class C_Above 1GHz_PK

EUT : W6M21502-14830

M/N:

Test Mode : TX 802.11b CH11

Note :

Polarization: *Horizontal*

Power : 120 Va.c.

Distance: 3m

Mk.	Frequency (MHz)	Reading (dBuV)	Detector	Corr. factor (dB/m)	Result (dBuV/m)	Limit (dBuV/m)	Ant.Pos (cm)	Tab.Pos (deg.)	Margin (dB)	Comment
-----	-----------------	----------------	----------	---------------------	-----------------	----------------	--------------	----------------	-------------	---------



Radiated Emission Measurement

Operator: Ken

File :3

Data :#9

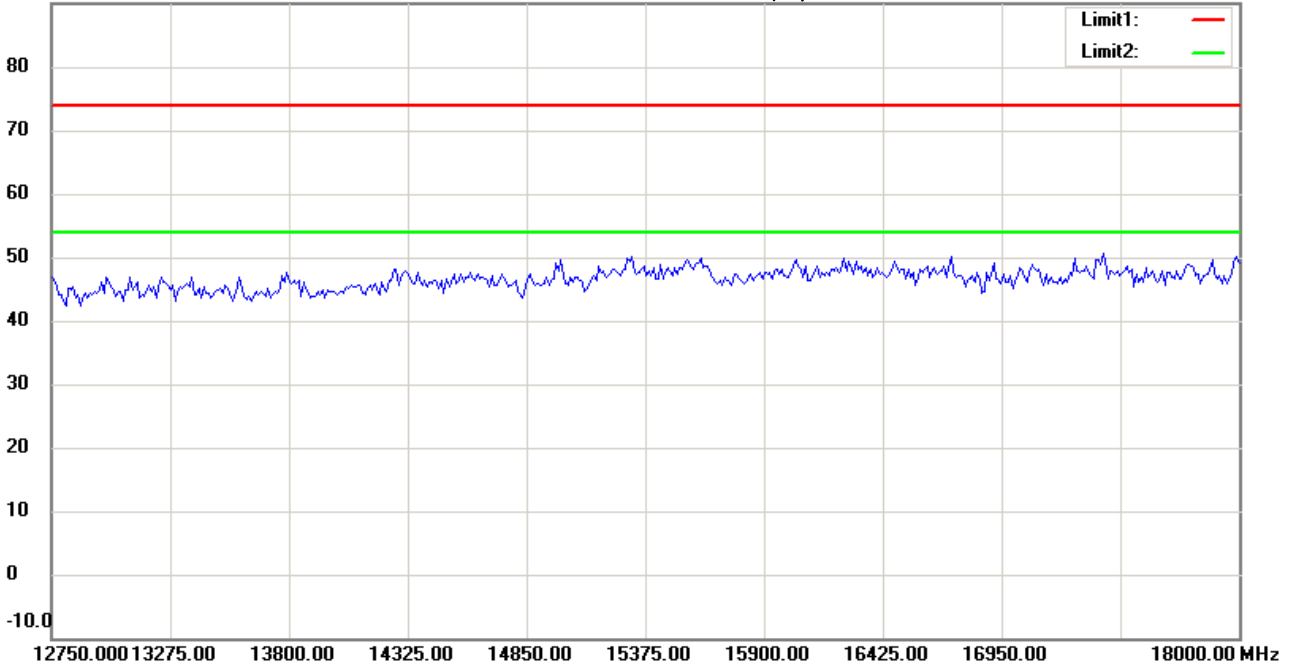
Date: 2015/3/13

Temperature:24 °C

90.0 dBuV/m

Time: 下午 05:50:40

Humidity:60 %



Site : Chamber

Condition : FCC_part 15 RE-Class C_Above 1GHz_PK

Polarization: *Vertical*

EUT : W6M21502-14830

Power : 120 Va.c.

M/N:

Distance: 3m

Test Mode : TX 802.11b CH11

Note :

Mk.	Frequency (MHz)	Reading (dBuV)	Detector	Corr. factor (dB/m)	Result (dBuV/m)	Limit (dBuV/m)	Ant.Pos (cm)	Tab.Pos (deg.)	Margin (dB)	Comment
-----	-----------------	----------------	----------	---------------------	-----------------	----------------	--------------	----------------	-------------	---------



Radiated Emission Measurement

Operator: Ken

File :3

Data :#5

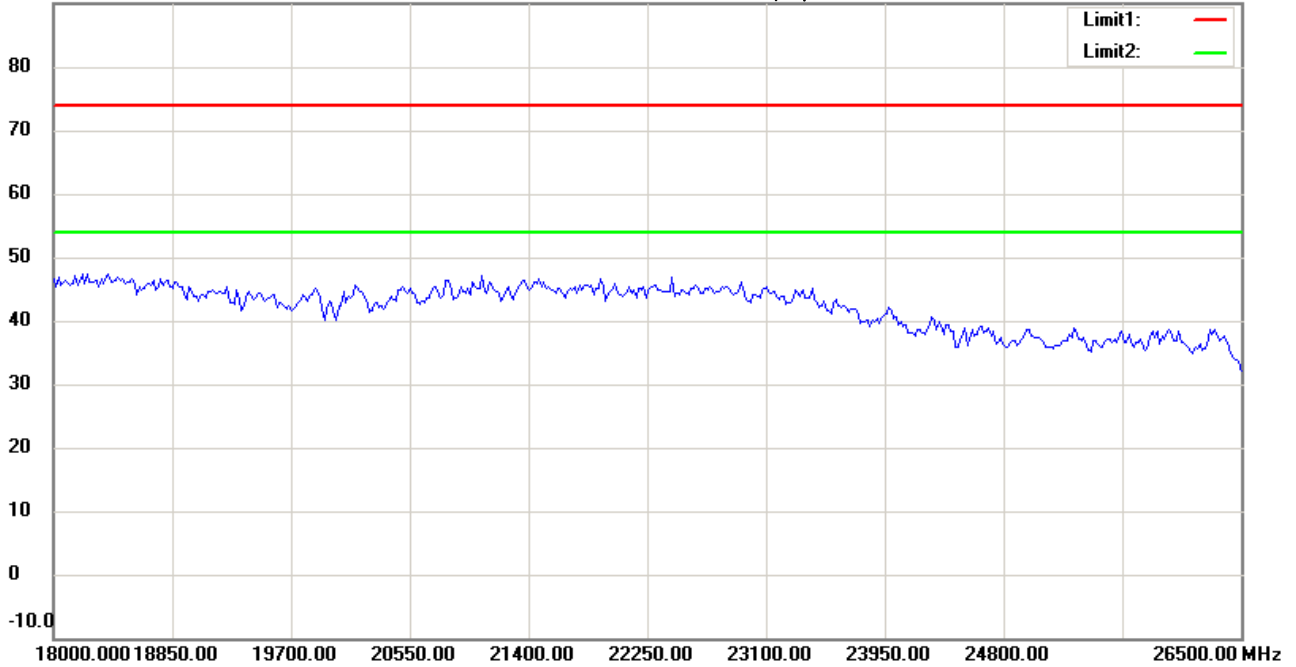
Date: 2015/3/13

Temperature:24 °C

90.0 dBuV/m

Time: 下午 05:48:12

Humidity:60 %



Site : Chamber

Condition : FCC_part 15 RE-Class C_Above 1GHz_PK

Polarization: *Horizontal*

EUT : W6M21502-14830

Power : 120 Va.c.

M/N:

Distance: 3m

Test Mode : TX 802.11b CH11

Note :

Mk.	Frequency (MHz)	Reading (dBuV)	Detector	Corr. factor (dB/m)	Result (dBuV/m)	Limit (dBuV/m)	Ant.Pos (cm)	Tab.Pos (deg.)	Margin (dB)	Comment
-----	-----------------	----------------	----------	---------------------	-----------------	----------------	--------------	----------------	-------------	---------



Address:6F.,No.58,Ln 188,Ruey Kuang Rd,Neihu,Taipei
 Tel:+886-2-6606-8877
 Fax:+886-2-6606-8875

Radiated Emission Measurement

Operator: Ken

File :3

Data :#10

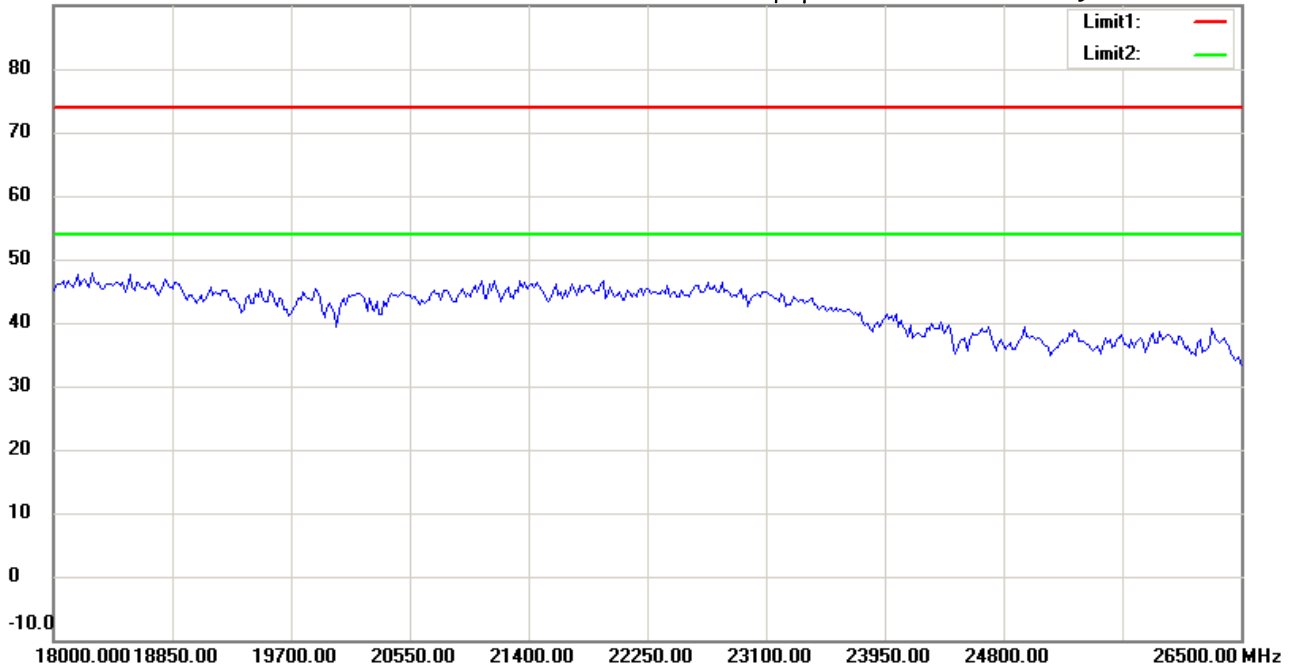
Date: 2015/3/13

Temperature:24 °C

90.0 dBuV/m

Time: 下午 05:50:50

Humidity:60 %



Site : Chamber

Condition : FCC_part 15 RE-Class C_Above 1GHz_PK

EUT : W6M21502-14830

M/N:

Test Mode : TX 802.11b CH11

Note :

Polarization: *Vertical*

Power : 120 V.a.c.

Distance: 3m

Mk.	Frequency (MHz)	Reading (dBuV)	Detector	Corr. factor (dB/m)	Result (dBuV/m)	Limit (dBuV/m)	Ant.Pos (cm)	Tab.Pos (deg.)	Margin (dB)	Comment
-----	-----------------	----------------	----------	---------------------	-----------------	----------------	--------------	----------------	-------------	---------

*:Maximum data x:Over limit !:over margin



Radiated Emission Measurement

Operator: Leon

File :1

Data :#1

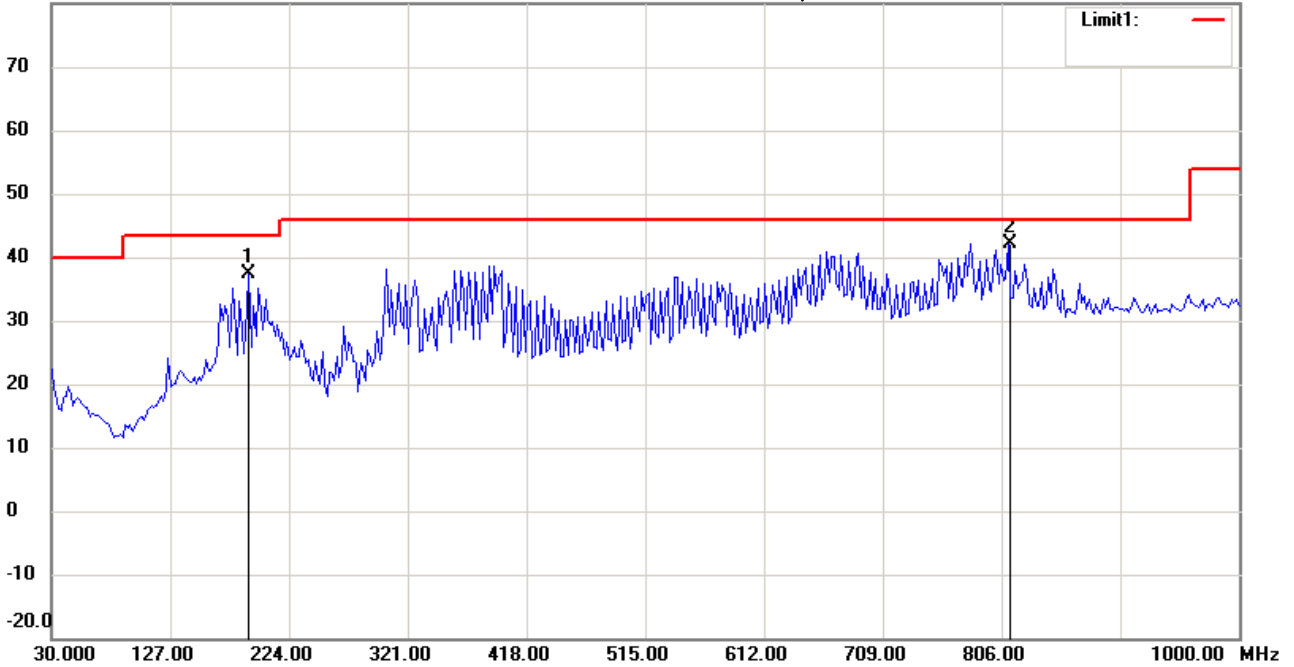
Date: 2015/3/13

Temperature:24 °C

80.0 dBuV/m

Time: 上午 08:24:43

Humidity:60 %



Site : Chamber

Condition : FCC_part 15 RE-Class C_30-1000MHz

Polarization: *Horizontal*

EUT : W6M21502-14830

Power : 120 V.a.c.

M/N:

Distance: 3m

Test Mode : TX 802.11g CH1

Note :

Mk.	Frequency (MHz)	Reading (dBuV)	Detector	Corr. factor (dB/m)	Result (dBuV/m)	Limit (dBuV/m)	Ant.Pos (cm)	Tab.Pos (deg.)	Margin (dB)	Comment
	191.3427	24.89	peak	12.58	37.47	43.50	100	175	-6.03	
*	811.4430	15.36	peak	26.82	42.18	46.00	100	85	-3.82	



Radiated Emission Measurement

Operator: Leon

File :1

Data :#2

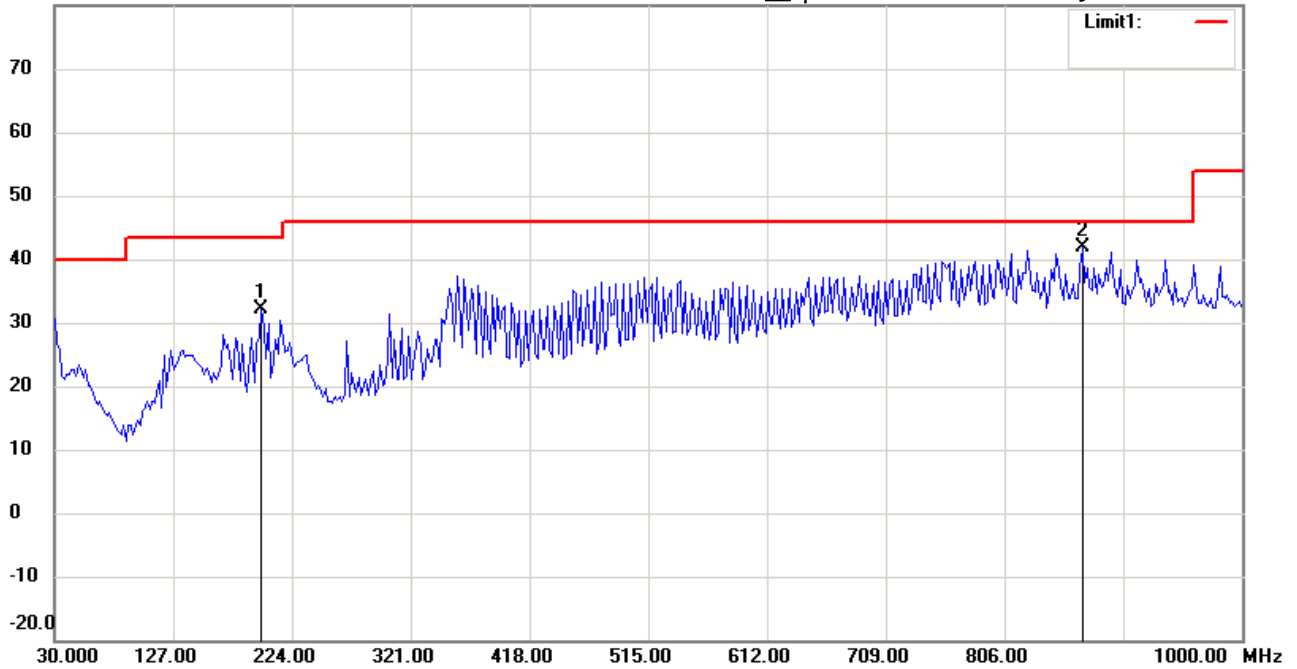
Date: 2015/3/13

Temperature:24 °C

80.0 dBuV/m

Time: 上午 08:25:28

Humidity:60 %



Site : Chamber

Condition : FCC_part 15 RE-Class C_30-1000MHz

EUT : W6M21502-14830

M/N:

Test Mode : TX 802.11g CH1

Note :

Polarization: *Vertical*

Power : 120 V.a.c.

Distance: 3m

Mk.	Frequency (MHz)	Reading (dBuV)	Detector	Corr. factor (dB/m)	Result (dBuV/m)	Limit (dBuV/m)	Ant.Pos (cm)	Tab.Pos (deg.)	Margin (dB)	Comment
	199.1182	20.04	peak	12.15	32.19	43.50	100	155	-11.31	
*	869.7595	14.01	peak	27.87	41.88	46.00	100	210	-4.12	



Radiated Emission Measurement

Operator: Ken

File :3

Data :#1

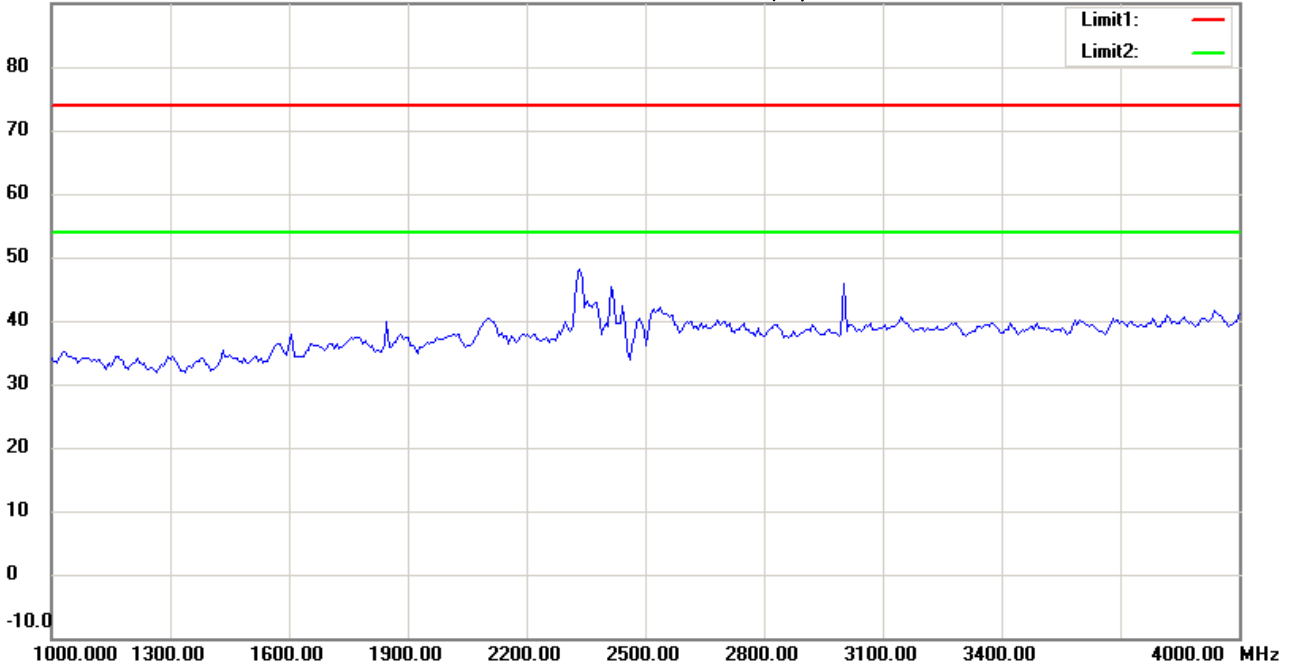
Date: 2015/3/13

Temperature:24 °C

90.0 dBuV/m

Time: 下午 06:12:30

Humidity:60 %



Site : Chamber

Condition : FCC_part 15 RE-Class C_Above 1GHz_PK

EUT : W6M21502-14830

M/N:

Test Mode : TX 802.11g CH1

Note :

Polarization: *Horizontal*

Power : 120 Va.c.

Distance: 3m

Mk.	Frequency (MHz)	Reading (dBuV)	Detector	Corr. factor (dB/m)	Result (dBuV/m)	Limit (dBuV/m)	Ant.Pos (cm)	Tab.Pos (deg.)	Margin (dB)	Comment
-----	-----------------	----------------	----------	---------------------	-----------------	----------------	--------------	----------------	-------------	---------



Radiated Emission Measurement

Operator: Ken

File :3

Data :#6

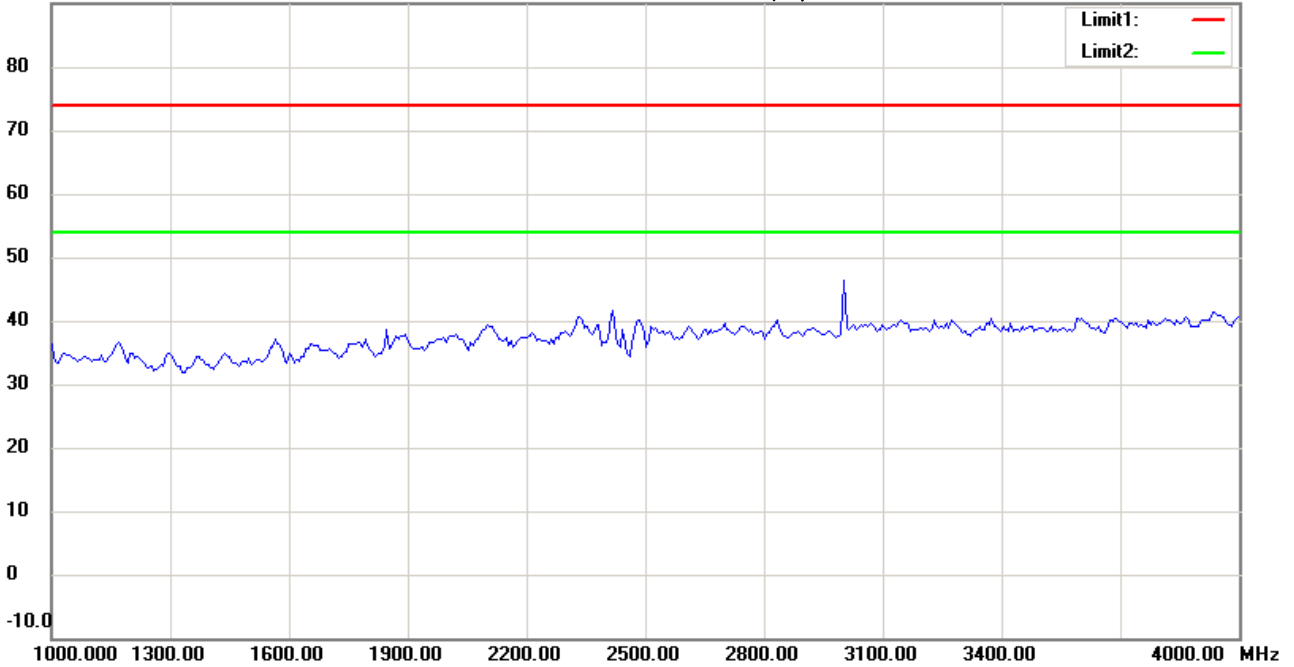
Date: 2015/3/13

Temperature:24 °C

90.0 dBuV/m

Time: 下午 06:15:15

Humidity:60 %



Site : Chamber

Condition : FCC_part 15 RE-Class C_Above 1GHz_PK

Polarization: *Vertical*

EUT : W6M21502-14830

Power : 120 Va.c.

M/N:

Distance: 3m

Test Mode : TX 802.11g CH1

Note :

Mk.	Frequency (MHz)	Reading (dBuV)	Detector	Corr. factor (dB/m)	Result (dBuV/m)	Limit (dBuV/m)	Ant.Pos (cm)	Tab.Pos (deg.)	Margin (dB)	Comment
-----	-----------------	----------------	----------	---------------------	-----------------	----------------	--------------	----------------	-------------	---------



Radiated Emission Measurement

Operator: Ken

File :3

Data :#2

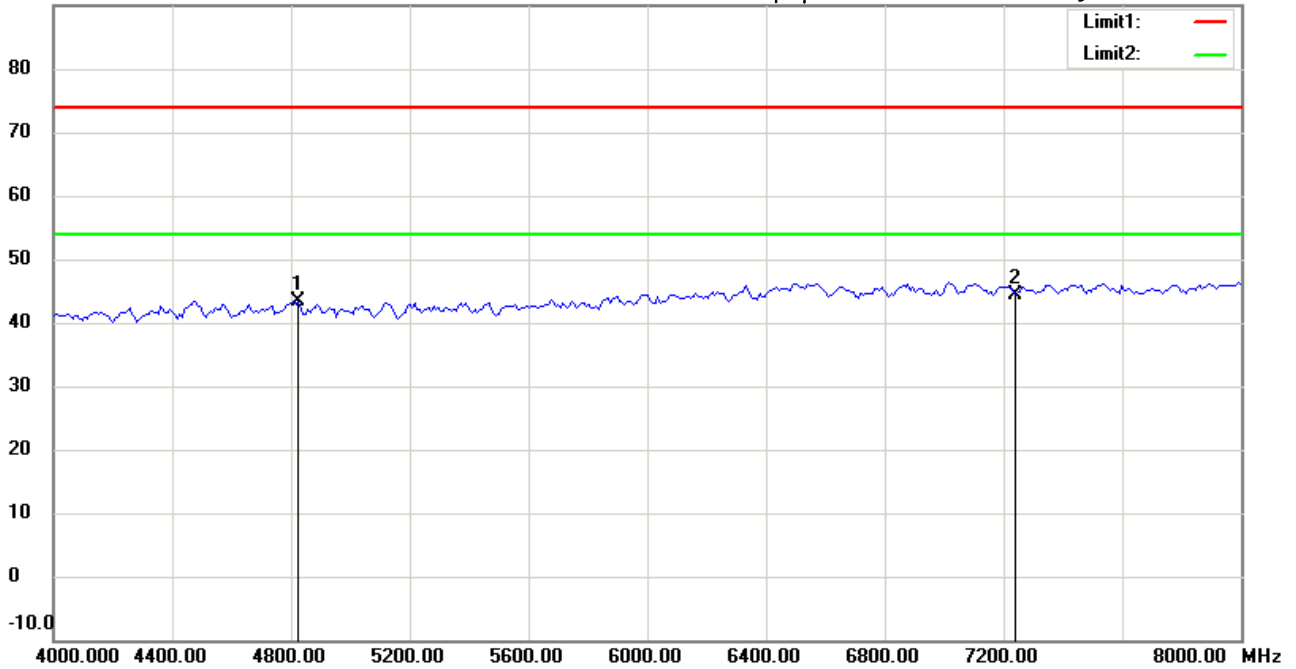
Date: 2015/3/13

Temperature:24 °C

90.0 dBuV/m

Time: 下午 06:13:15

Humidity:60 %



Site : Chamber

Condition : FCC_part 15 RE-Class C_Above 1GHz_PK

EUT : W6M21502-14830

M/N:

Test Mode : TX 802.11g CH1

Note :

Polarization: *Horizontal*

Power : 120 Va.c.

Distance: 3m

Mk.	Frequency (MHz)	Reading (dBuV)	Detector	Corr. factor (dB/m)	Result (dBuV/m)	Limit (dBuV/m)	Ant.Pos (cm)	Tab.Pos (deg.)	Margin (dB)	Comment
	4824.000	42.73	peak	0.68	43.41	74.00	100	170	-30.59	
*	7236.000	40.13	peak	4.30	44.43	74.00	100	50	-29.57	



Radiated Emission Measurement

Operator: Ken

File :3

Data :#7

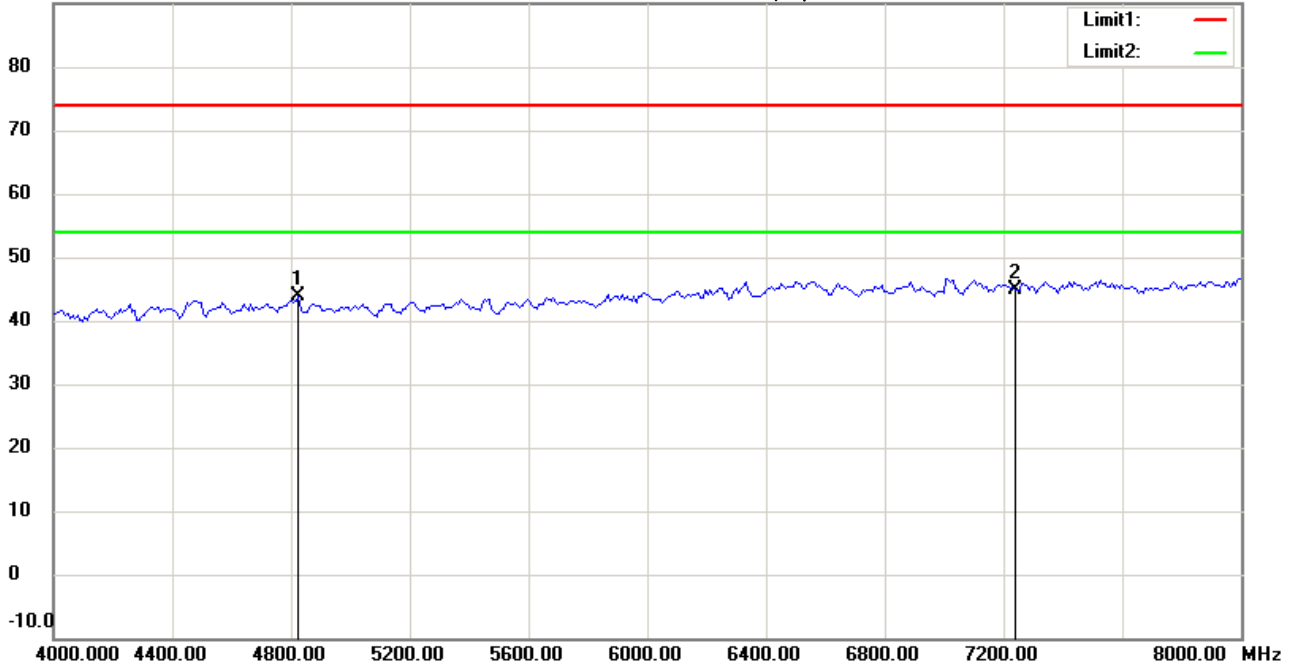
Date: 2015/3/13

Temperature:24 °C

90.0 dBuV/m

Time: 下午 06:16:00

Humidity:60 %



Site : Chamber

Condition : FCC_part 15 RE-Class C_Above 1GHz_PK

Polarization: *Vertical*

EUT : W6M21502-14830

Power : 120 Va.c.

M/N:

Distance: 3m

Test Mode : TX 802.11g CH1

Note :

Mk.	Frequency (MHz)	Reading (dBuV)	Detector	Corr. factor (dB/m)	Result (dBuV/m)	Limit (dBuV/m)	Ant.Pos (cm)	Tab.Pos (deg.)	Margin (dB)	Comment
	4824.000	43.27	peak	0.68	43.95	74.00	100	70	-30.05	
*	7236.000	40.48	peak	4.30	44.78	74.00	100	140	-29.22	



Radiated Emission Measurement

Operator: Ken

File :3

Data :#3

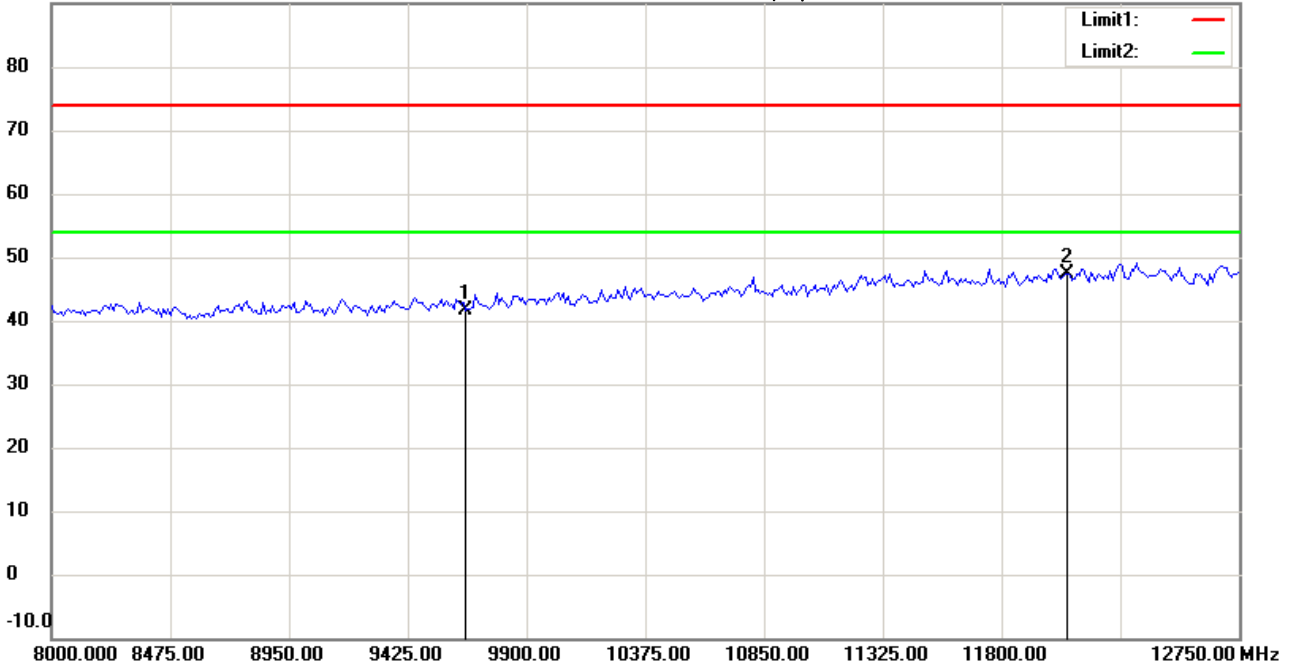
Date: 2015/3/13

Temperature:24 °C

90.0 dBuV/m

Time: 下午 06:14:06

Humidity:60 %



Site : Chamber

Condition : FCC_part 15 RE-Class C_Above 1GHz_PK

Polarization: *Horizontal*

EUT : W6M21502-14830

Power : 120 V.a.c.

M/N:

Distance: 3m

Test Mode : TX 802.11g CH1

Note :

Mk.	Frequency (MHz)	Reading (dBuV)	Detector	Corr. factor (dB/m)	Result (dBuV/m)	Limit (dBuV/m)	Ant.Pos (cm)	Tab.Pos (deg.)	Margin (dB)	Comment
	9648.000	34.21	peak	7.46	41.67	74.00	100	165	-32.33	
*	12060.000	34.08	peak	13.20	47.28	74.00	100	230	-26.72	



Radiated Emission Measurement

Operator: Ken

File :3

Data :#8

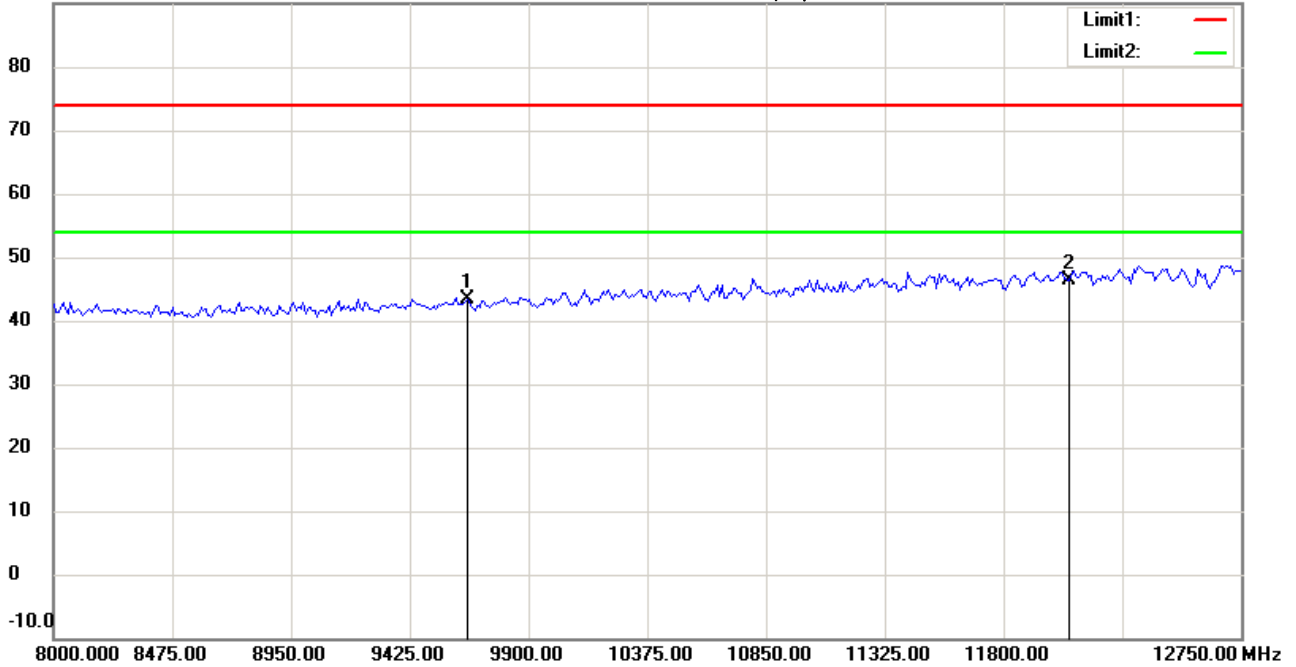
Date: 2015/3/13

Temperature:24 °C

90.0 dBuV/m

Time: 下午 06:16:44

Humidity:60 %



Site : Chamber

Condition : FCC_part 15 RE-Class C_Above 1GHz_PK

EUT : W6M21502-14830

M/N:

Test Mode : TX 802.11g CH1

Note :

Polarization: *Vertical*

Power : 120 V.a.c.

Distance: 3m

Mk.	Frequency (MHz)	Reading (dBuV)	Detector	Corr. factor (dB/m)	Result (dBuV/m)	Limit (dBuV/m)	Ant.Pos (cm)	Tab.Pos (deg.)	Margin (dB)	Comment
	9648.000	36.01	peak	7.46	43.47	74.00	100	80	-30.53	
*	12060.000	33.15	peak	13.20	46.35	74.00	100	155	-27.65	



Radiated Emission Measurement

Operator: Ken

File :3

Data :#4

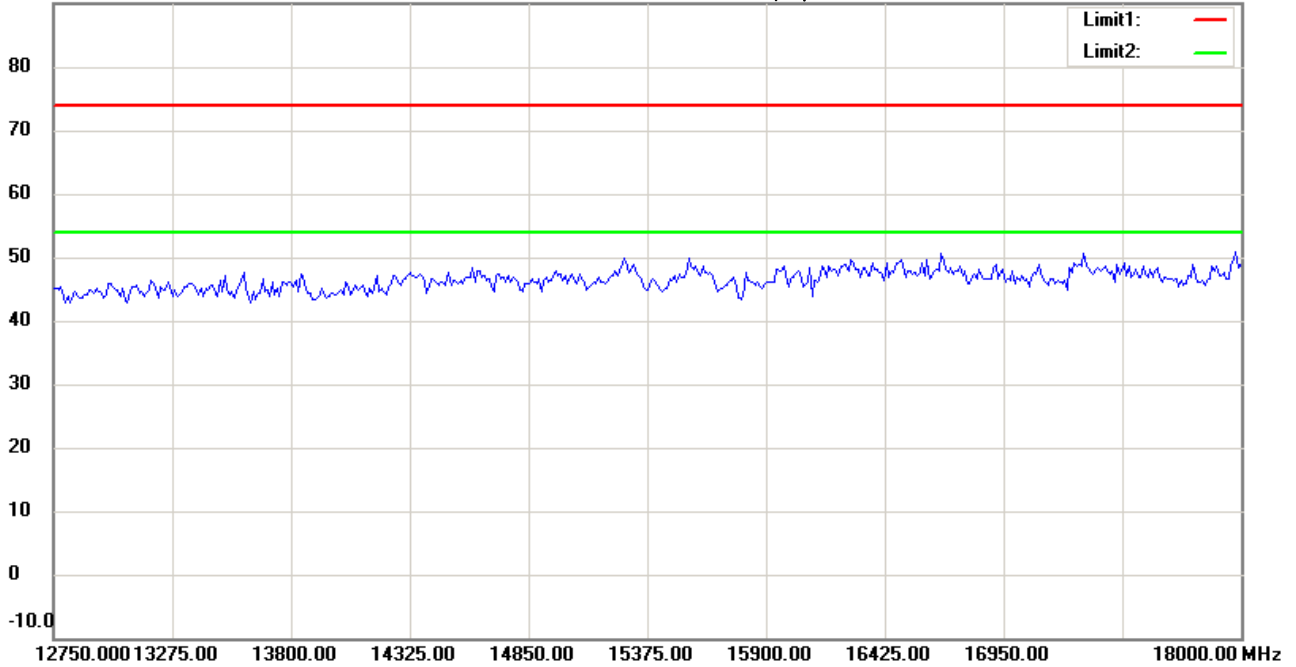
Date: 2015/3/13

Temperature:24 °C

90.0 dBuV/m

Time: 下午 06:14:20

Humidity:60 %



Site : Chamber

Condition : FCC_part 15 RE-Class C_Above 1GHz_PK

Polarization: *Horizontal*

EUT : W6M21502-14830

Power : 120 Va.c.

M/N:

Distance: 3m

Test Mode : TX 802.11g CH1

Note :

Mk.	Frequency (MHz)	Reading (dBuV)	Detector	Corr. factor (dB/m)	Result (dBuV/m)	Limit (dBuV/m)	Ant.Pos (cm)	Tab.Pos (deg.)	Margin (dB)	Comment
-----	-----------------	----------------	----------	---------------------	-----------------	----------------	--------------	----------------	-------------	---------



Radiated Emission Measurement

Operator: Ken

File :3

Data :#9

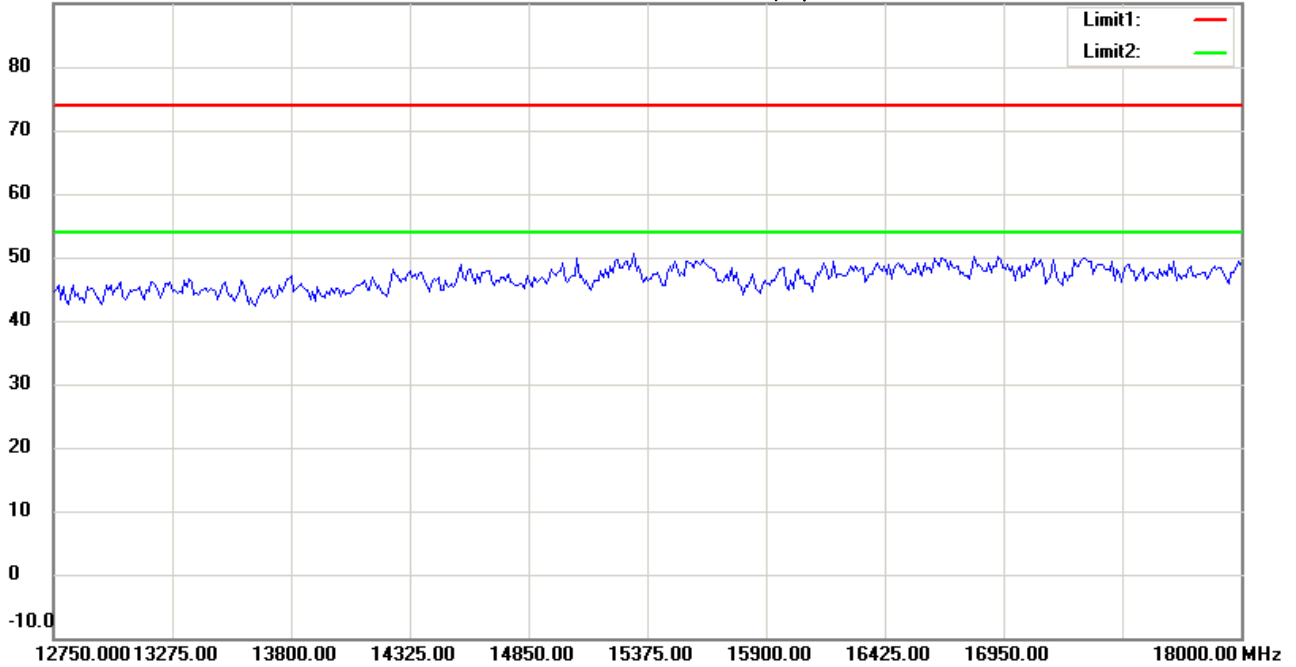
Date: 2015/3/13

Temperature:24 °C

90.0 dBuV/m

Time: 下午 06:16:58

Humidity:60 %



Site : Chamber

Condition : FCC_part 15 RE-Class C_Above 1GHz_PK

Polarization: *Vertical*

EUT : W6M21502-14830

Power : 120 V.a.c.

M/N:

Distance: 3m

Test Mode : TX 802.11g CH1

Note :

Mk.	Frequency (MHz)	Reading (dBuV)	Detector	Corr. factor (dB/m)	Result (dBuV/m)	Limit (dBuV/m)	Ant.Pos (cm)	Tab.Pos (deg.)	Margin (dB)	Comment
-----	-----------------	----------------	----------	---------------------	-----------------	----------------	--------------	----------------	-------------	---------



Address:6F.,No.58,Ln 188,Ruey Kuang Rd,Neihu,Taipei
 Tel:+886-2-6606-8877
 Fax:+886-2-6606-8875

Radiated Emission Measurement

Operator: Ken

File :3

Data :#5

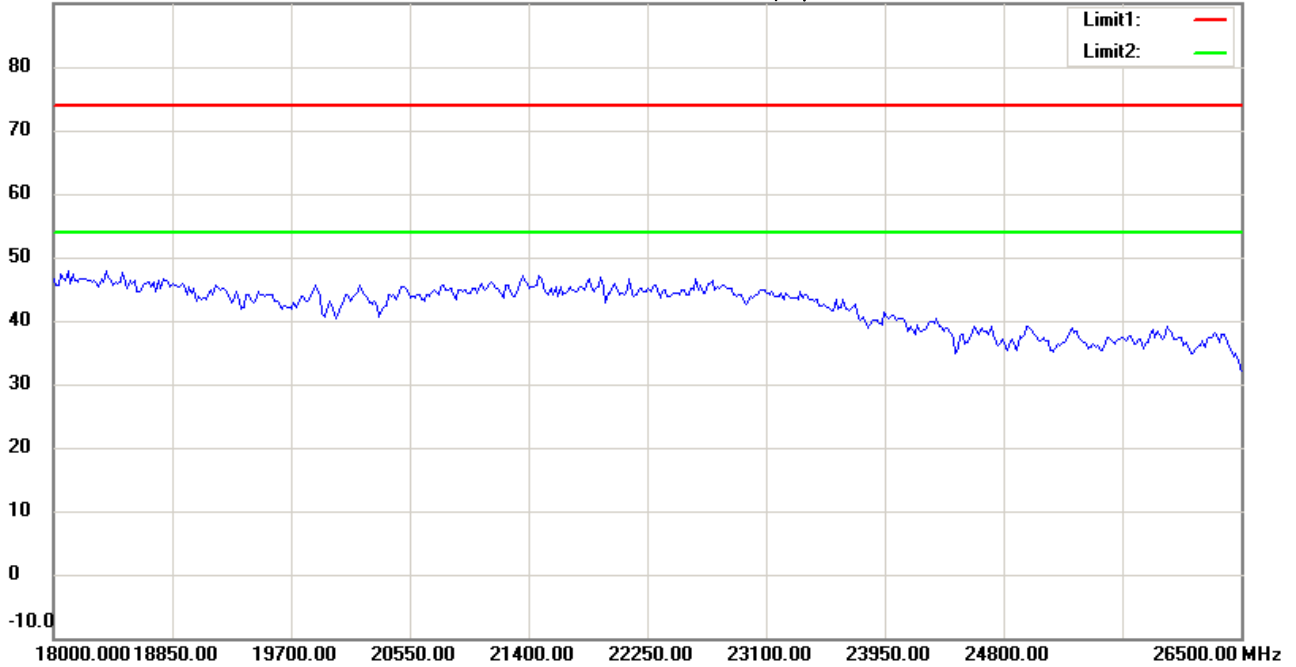
Date: 2015/3/13

Temperature:24 °C

90.0 dBuV/m

Time: 下午 06:14:30

Humidity:60 %



Site : Chamber

Condition : FCC_part 15 RE-Class C_Above 1GHz_PK

Polarization: *Horizontal*

EUT : W6M21502-14830

Power : 120 V.a.c.

M/N:

Distance: 3m

Test Mode : TX 802.11g CH1

Note :

Mk.	Frequency (MHz)	Reading (dBuV)	Detector	Corr. factor (dB/m)	Result (dBuV/m)	Limit (dBuV/m)	Ant.Pos (cm)	Tab.Pos (deg.)	Margin (dB)	Comment
-----	-----------------	----------------	----------	---------------------	-----------------	----------------	--------------	----------------	-------------	---------

*:Maximum data x:Over limit !:over margin



Radiated Emission Measurement

Operator: Ken

File :3

Data :#10

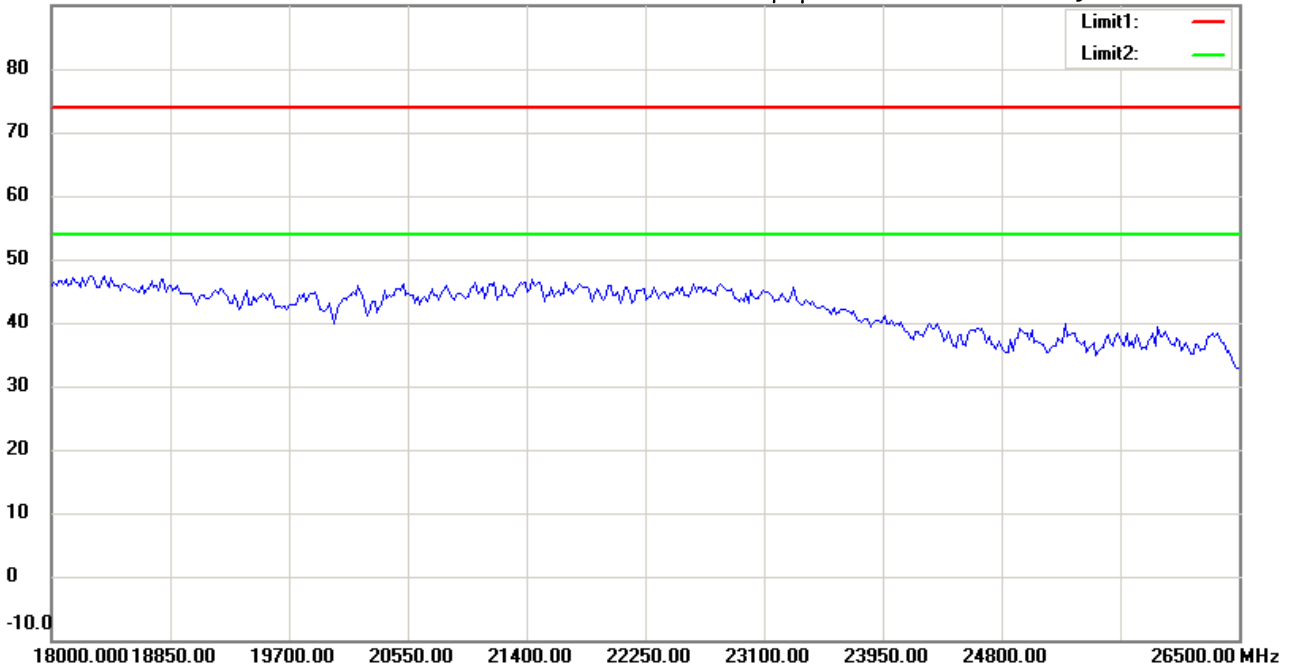
Date: 2015/3/13

Temperature:24 °C

90.0 dBuV/m

Time: 下午 06:17:08

Humidity:60 %



Site : Chamber

Condition : FCC_part 15 RE-Class C_Above 1GHz_PK

EUT : W6M21502-14830

M/N:

Test Mode : TX 802.11g CH1

Note :

Polarization: *Vertical*

Power : 120 V.a.c.

Distance: 3m

Mk.	Frequency (MHz)	Reading (dBuV)	Detector	Corr. factor (dB/m)	Result (dBuV/m)	Limit (dBuV/m)	Ant.Pos (cm)	Tab.Pos (deg.)	Margin (dB)	Comment
-----	-----------------	----------------	----------	---------------------	-----------------	----------------	--------------	----------------	-------------	---------



Radiated Emission Measurement

Operator: Leon

File :1

Data :#1

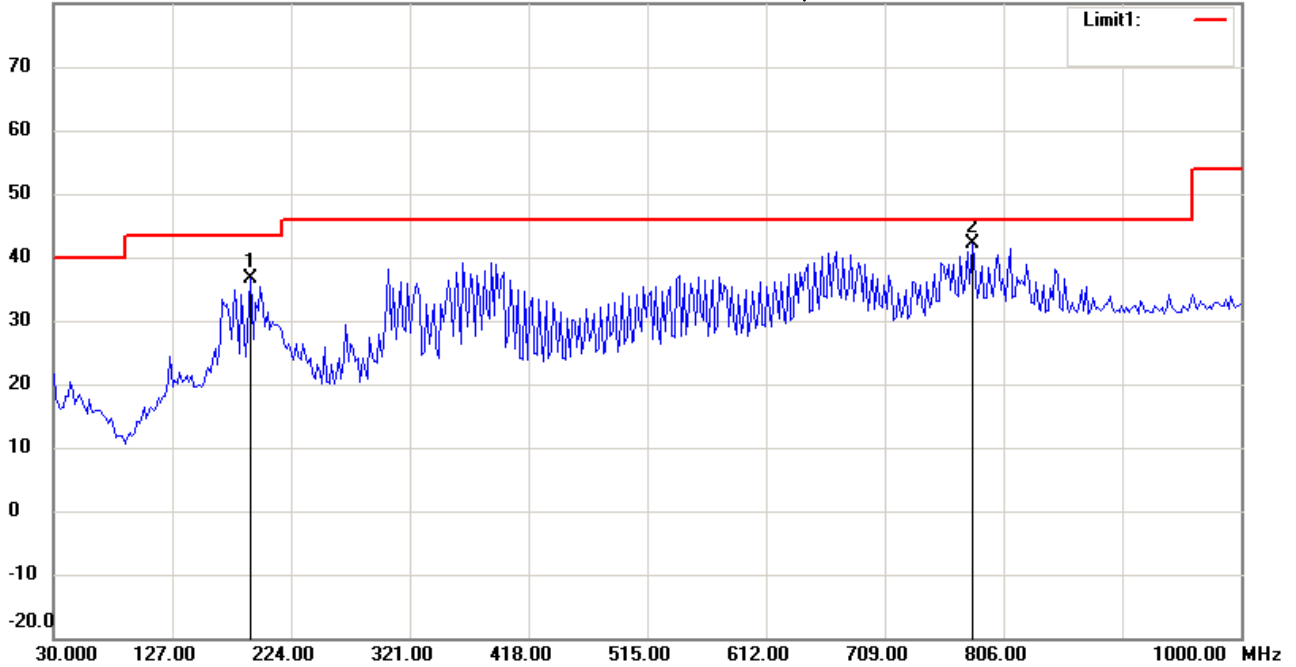
Date: 2015/3/13

Temperature:24 °C

80.0 dBuV/m

Time: 上午 08:26:50

Humidity:60 %



Site : Chamber

Condition : FCC_part 15 RE-Class C_30-1000MHz

EUT : W6M21502-14830

M/N:

Test Mode : TX 802.11g CH6

Note :

Polarization: *Horizontal*

Power : 120 V.a.c.

Distance: 3m

Mk.	Frequency (MHz)	Reading (dBuV)	Detector	Corr. factor (dB/m)	Result (dBuV/m)	Limit (dBuV/m)	Ant.Pos (cm)	Tab.Pos (deg.)	Margin (dB)	Comment
	191.3427	24.04	peak	12.58	36.62	43.50	100	190	-6.88	
*	780.3407	15.84	peak	26.34	42.18	46.00	100	155	-3.82	



Radiated Emission Measurement

Operator: Leon

File :1

Data :#2

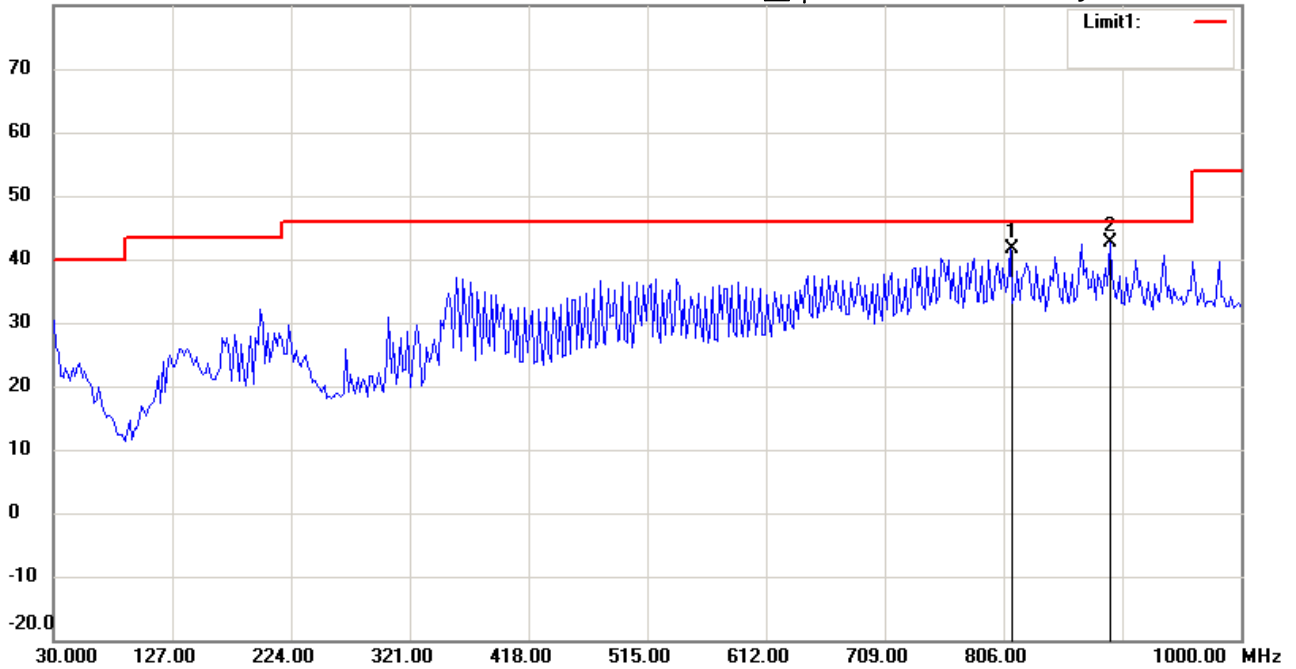
Date: 2015/3/13

Temperature:24 °C

80.0 dBuV/m

Time: 上午 08:27:35

Humidity:60 %



Site : Chamber

Condition : FCC_part 15 RE-Class C_30-1000MHz

Polarization: *Vertical*

EUT : W6M21502-14830

Power : 120 Va.c.

M/N:

Distance: 3m

Test Mode : TX 802.11g CH6

Note :

Mk.	Frequency (MHz)	Reading (dBuV)	Detector	Corr. factor (dB/m)	Result (dBuV/m)	Limit (dBuV/m)	Ant.Pos (cm)	Tab.Pos (deg.)	Margin (dB)	Comment
	811.4430	14.71	peak	26.82	41.53	46.00	100	160	-4.47	
*	893.0862	14.33	peak	28.26	42.59	46.00	100	125	-3.41	



Radiated Emission Measurement

Operator: Ken

File :3

Data :#1

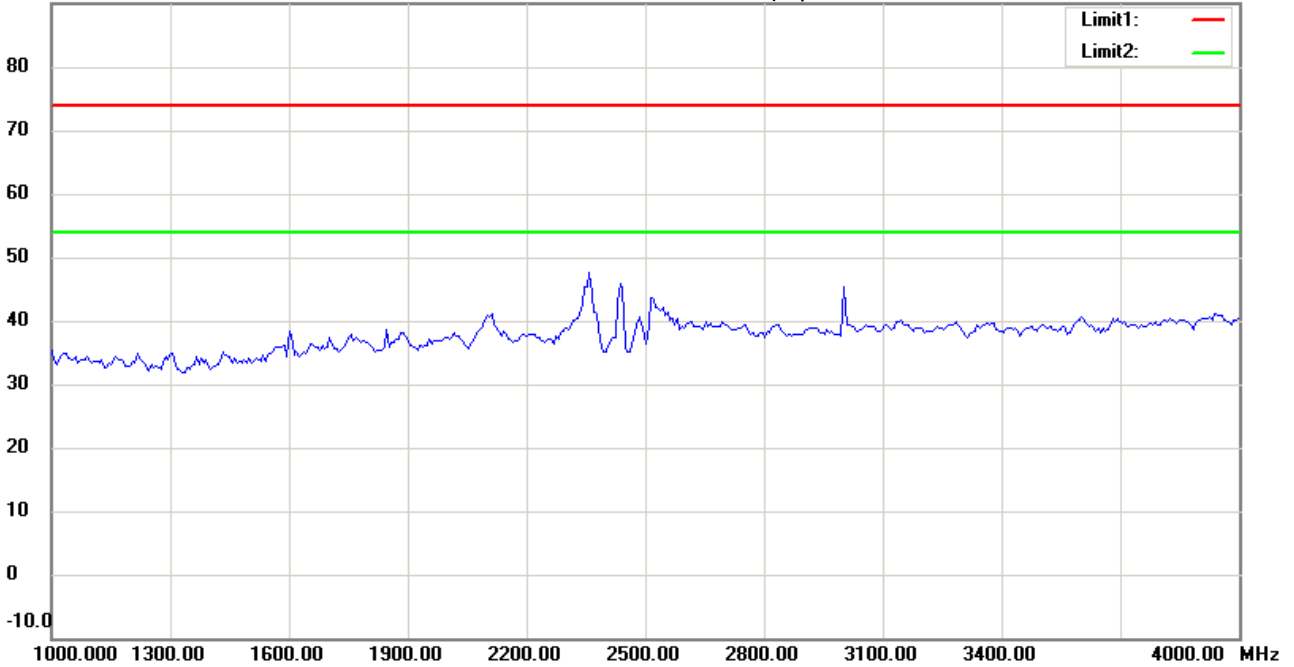
Date: 2015/3/13

Temperature:24 °C

90.0 dBuV/m

Time: 下午 06:04:02

Humidity:60 %



Site : Chamber

Condition : FCC_part 15 RE-Class C_Above 1GHz_PK

EUT : W6M21502-14830

M/N:

Test Mode : TX 802.11g CH6

Note :

Polarization: *Horizontal*

Power : 120 Va.c.

Distance: 3m

Mk.	Frequency (MHz)	Reading (dBuV)	Detector	Corr. factor (dB/m)	Result (dBuV/m)	Limit (dBuV/m)	Ant.Pos (cm)	Tab.Pos (deg.)	Margin (dB)	Comment
-----	-----------------	----------------	----------	---------------------	-----------------	----------------	--------------	----------------	-------------	---------



Radiated Emission Measurement

Operator: Ken

File :3

Data :#6

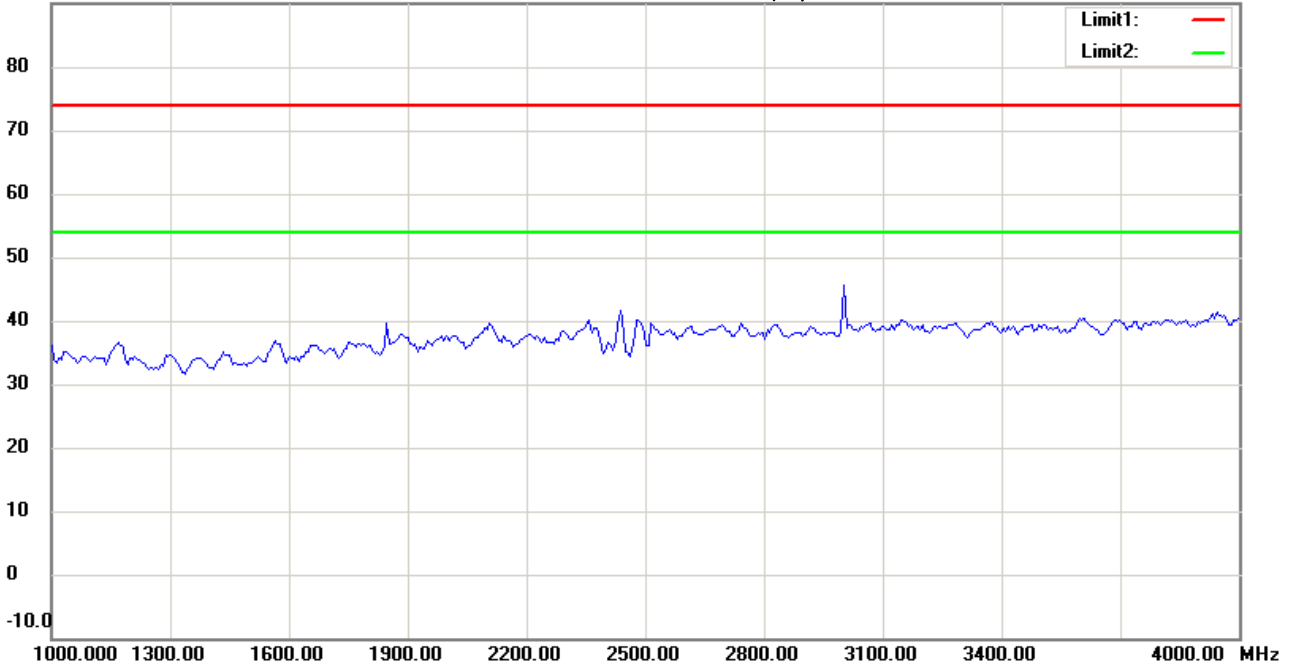
Date: 2015/3/13

Temperature:24 °C

90.0 dBuV/m

Time: 下午 06:06:47

Humidity:60 %



Site : Chamber

Condition : FCC_part 15 RE-Class C_Above 1GHz_PK

EUT : W6M21502-14830

M/N:

Test Mode : TX 802.11g CH6

Note :

Polarization: *Vertical*

Power : 120 Va.c.

Distance: 3m

Mk.	Frequency (MHz)	Reading (dBuV)	Detector	Corr. factor (dB/m)	Result (dBuV/m)	Limit (dBuV/m)	Ant.Pos (cm)	Tab.Pos (deg.)	Margin (dB)	Comment
-----	-----------------	----------------	----------	---------------------	-----------------	----------------	--------------	----------------	-------------	---------



Radiated Emission Measurement

Operator: Ken

File :3

Data :#2

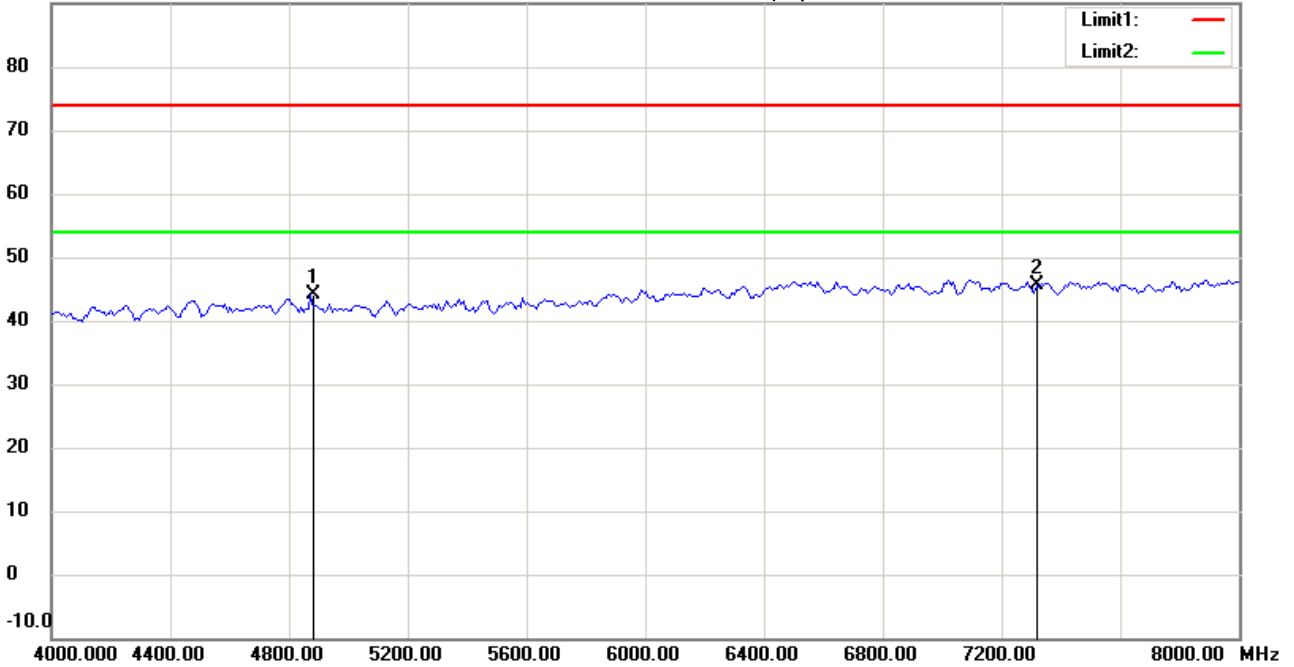
Date: 2015/3/13

Temperature:24 °C

90.0 dBuV/m

Time: 下午 06:04:47

Humidity:60 %



Site : Chamber

Condition : FCC_part 15 RE-Class C_Above 1GHz_PK

Polarization: *Horizontal*

EUT : W6M21502-14830

Power : 120 V.a.c.

M/N:

Distance: 3m

Test Mode : TX 802.11g CH6

Note :

Mk.	Frequency (MHz)	Reading (dBuV)	Detector	Corr. factor (dB/m)	Result (dBuV/m)	Limit (dBuV/m)	Ant.Pos (cm)	Tab.Pos (deg.)	Margin (dB)	Comment
	4873.748	43.43	peak	0.73	44.16	74.00	100	240	-29.84	
*	7311.000	41.25	peak	4.39	45.64	74.00	100	80	-28.36	



Radiated Emission Measurement

Operator: Ken

File :3

Data :#7

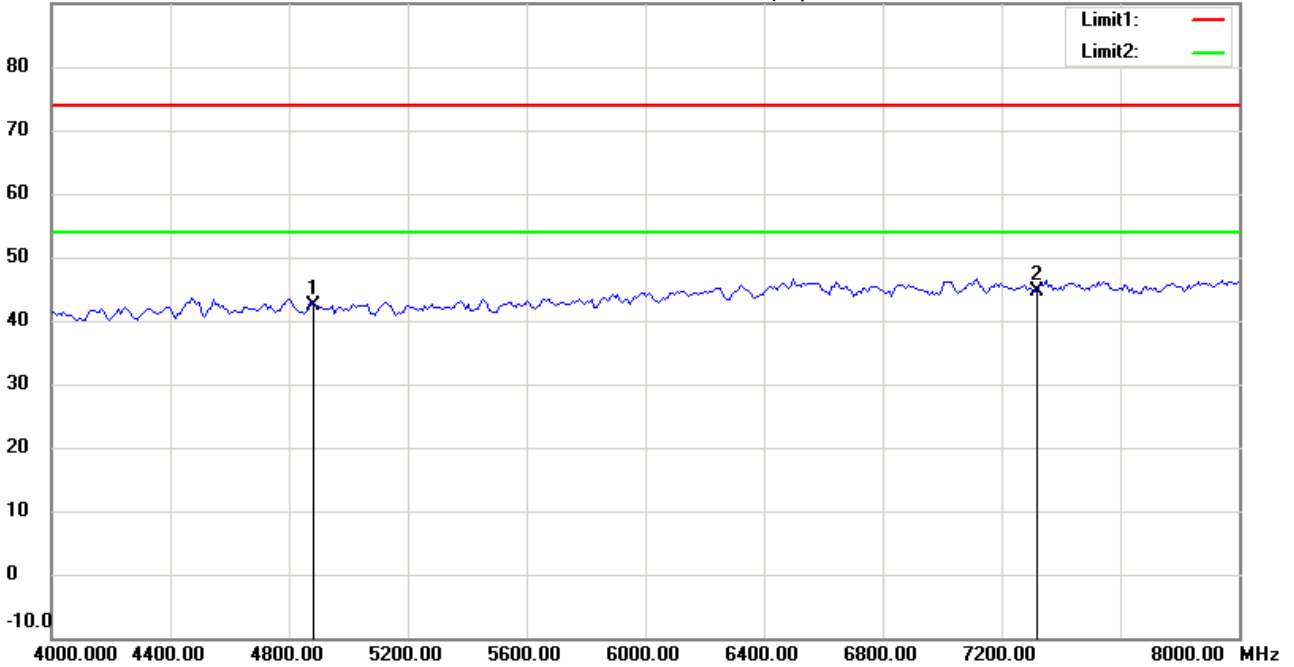
Date: 2015/3/13

Temperature:24 °C

90.0 dBuV/m

Time: 下午 06:07:32

Humidity:60 %



Site : Chamber

Condition : FCC_part 15 RE-Class C_Above 1GHz_PK

Polarization: *Vertical*

EUT : W6M21502-14830

Power : 120 V.a.c.

M/N:

Distance: 3m

Test Mode : TX 802.11g CH6

Note :

Mk.	Frequency (MHz)	Reading (dBuV)	Detector	Corr. factor (dB/m)	Result (dBuV/m)	Limit (dBuV/m)	Ant.Pos (cm)	Tab.Pos (deg.)	Margin (dB)	Comment
	4874.000	41.70	peak	0.73	42.43	74.00	100	60	-31.57	
*	7311.000	40.29	peak	4.39	44.68	74.00	100	140	-29.32	



Radiated Emission Measurement

Operator: Ken

File :3

Data :#3

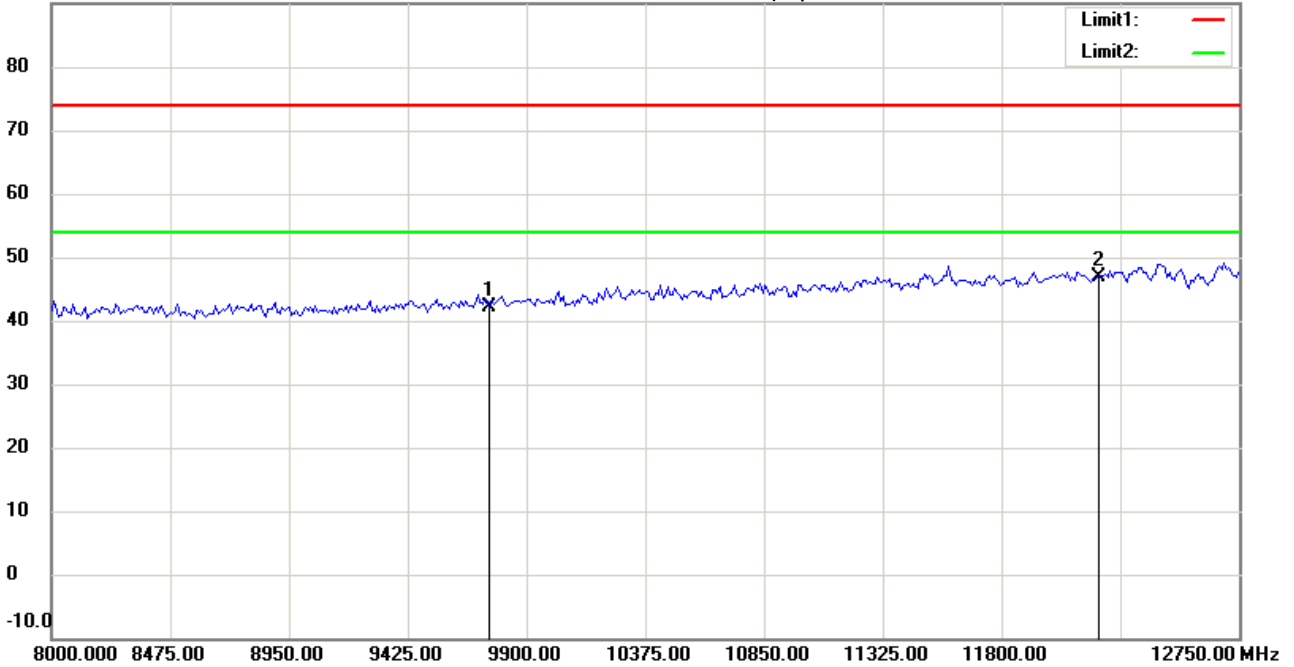
Date: 2015/3/13

Temperature:24 °C

90.0 dBuV/m

Time: 下午 06:05:38

Humidity:60 %



Site : Chamber

Condition : FCC_part 15 RE-Class C_Above 1GHz_PK

Polarization: *Horizontal*

EUT : W6M21502-14830

Power : 120 V.a.c.

M/N:

Distance: 3m

Test Mode : TX 802.11g CH6

Note :

Mk.	Frequency (MHz)	Reading (dBuV)	Detector	Corr. factor (dB/m)	Result (dBuV/m)	Limit (dBuV/m)	Ant.Pos (cm)	Tab.Pos (deg.)	Margin (dB)	Comment
	9748.000	34.55	peak	7.58	42.13	74.00	100	75	-31.87	
*	12185.000	33.13	peak	13.77	46.90	74.00	100	135	-27.10	



Radiated Emission Measurement

Operator: Ken

File :3

Data :#8

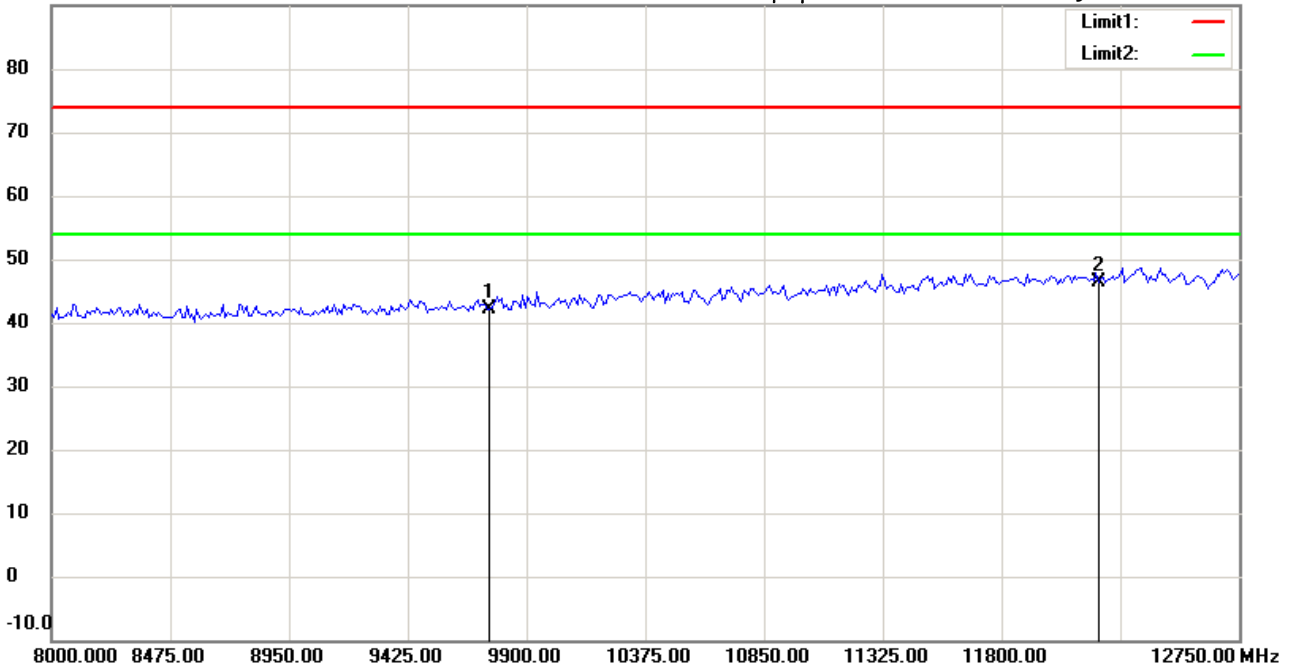
Date: 2015/3/13

Temperature:24 °C

90.0 dBuV/m

Time: 下午 06:08:17

Humidity:60 %



Site : Chamber

Condition : FCC_part 15 RE-Class C_Above 1GHz_PK

Polarization: *Vertical*

EUT : W6M21502-14830

Power : 120 V.a.c.

M/N:

Distance: 3m

Test Mode : TX 802.11g CH6

Note :

Mk.	Frequency (MHz)	Reading (dBuV)	Detector	Corr. factor (dB/m)	Result (dBuV/m)	Limit (dBuV/m)	Ant.Pos (cm)	Tab.Pos (deg.)	Margin (dB)	Comment
	9748.000	34.52	peak	7.58	42.10	74.00	100	150	-31.90	
*	12185.000	32.69	peak	13.77	46.46	74.00	100	195	-27.54	



Radiated Emission Measurement

Operator: Ken

File :3

Data :#4

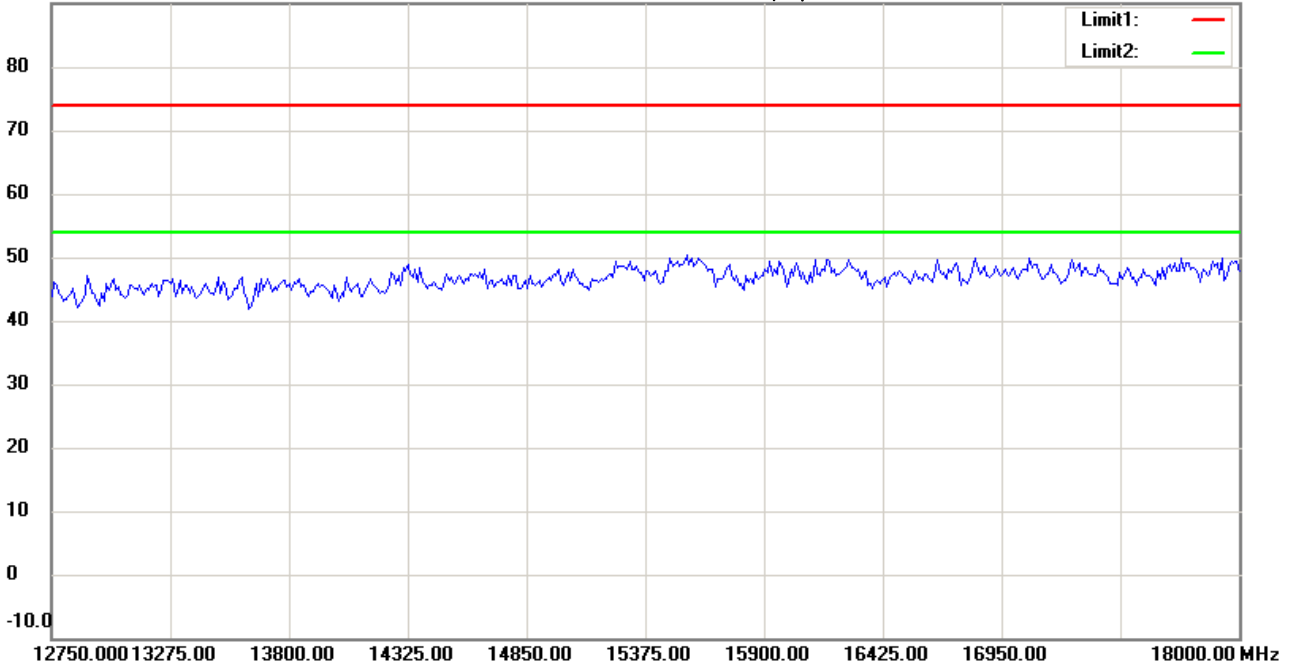
Date: 2015/3/13

Temperature:24 °C

90.0 dBuV/m

Time: 下午 06:05:52

Humidity:60 %



Site : Chamber

Condition : FCC_part 15 RE-Class C_Above 1GHz_PK

Polarization: *Horizontal*

EUT : W6M21502-14830

Power : 120 V.a.c.

M/N:

Distance: 3m

Test Mode : TX 802.11g CH6

Note :

Mk.	Frequency (MHz)	Reading (dBuV)	Detector	Corr. factor (dB/m)	Result (dBuV/m)	Limit (dBuV/m)	Ant.Pos (cm)	Tab.Pos (deg.)	Margin (dB)	Comment
-----	-----------------	----------------	----------	---------------------	-----------------	----------------	--------------	----------------	-------------	---------



Radiated Emission Measurement

Operator: Ken

File :3

Data :#9

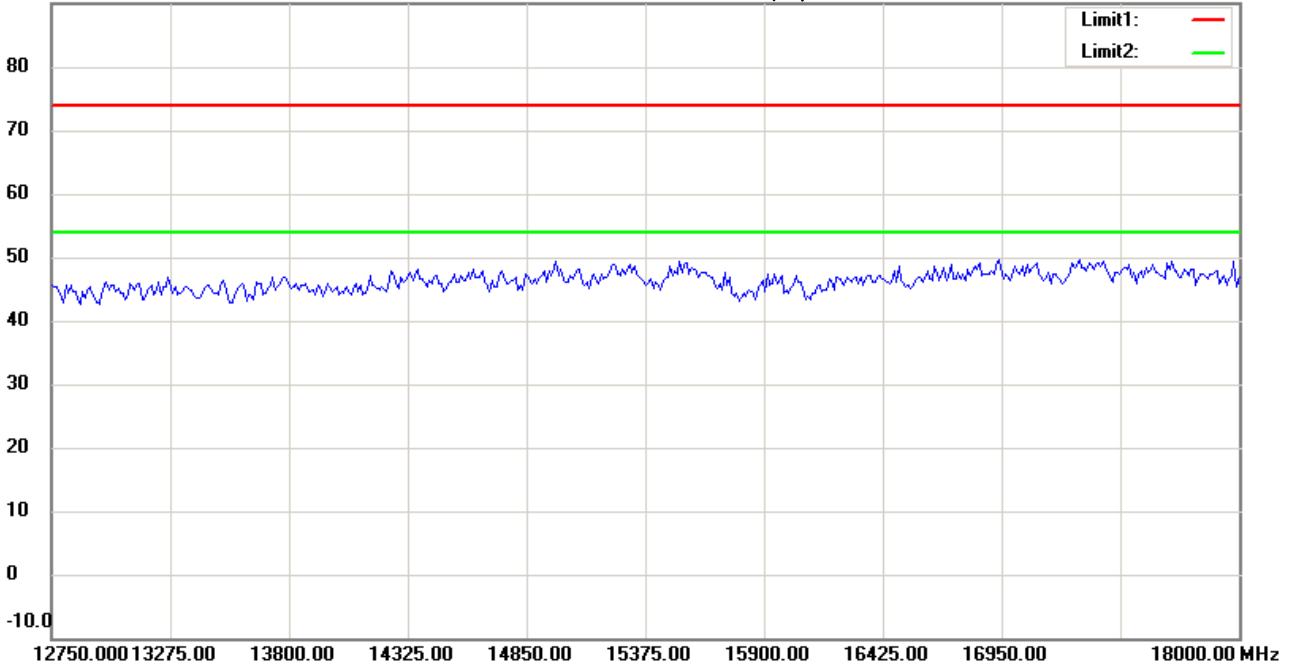
Date: 2015/3/13

Temperature:24 °C

90.0 dBuV/m

Time: 下午 06:08:30

Humidity:60 %



Site : Chamber

Condition : FCC_part 15 RE-Class C_Above 1GHz_PK

Polarization: *Vertical*

EUT : W6M21502-14830

Power : 120 Va.c.

M/N:

Distance: 3m

Test Mode : TX 802.11g CH6

Note :

Mk.	Frequency (MHz)	Reading (dBuV)	Detector	Corr. factor (dB/m)	Result (dBuV/m)	Limit (dBuV/m)	Ant.Pos (cm)	Tab.Pos (deg.)	Margin (dB)	Comment
-----	-----------------	----------------	----------	---------------------	-----------------	----------------	--------------	----------------	-------------	---------



Radiated Emission Measurement

Operator: Ken

File :3

Data :#5

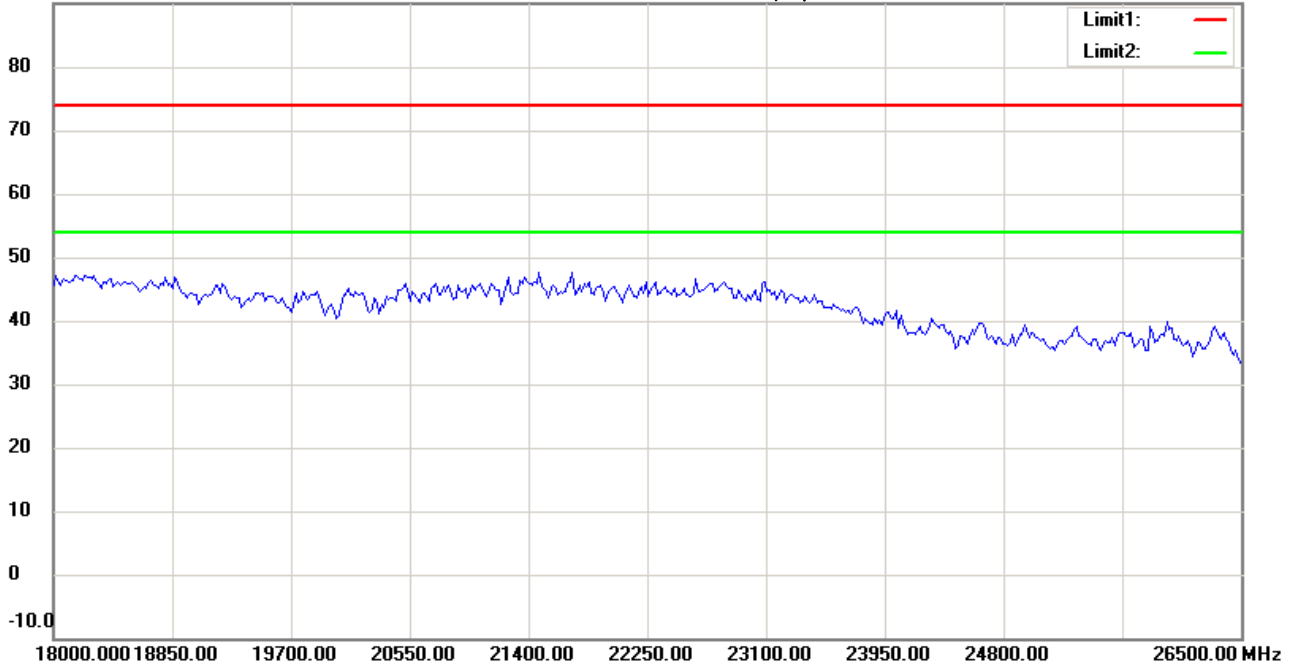
Date: 2015/3/13

Temperature:24 °C

90.0 dBuV/m

Time: 下午 06:06:02

Humidity:60 %



Site : Chamber

Condition : FCC_part 15 RE-Class C_Above 1GHz_PK

EUT : W6M21502-14830

M/N:

Test Mode : TX 802.11g CH6

Note :

Polarization: *Horizontal*

Power : 120 Va.c.

Distance: 3m

Mk.	Frequency (MHz)	Reading (dBuV)	Detector	Corr. factor (dB/m)	Result (dBuV/m)	Limit (dBuV/m)	Ant.Pos (cm)	Tab.Pos (deg.)	Margin (dB)	Comment
-----	-----------------	----------------	----------	---------------------	-----------------	----------------	--------------	----------------	-------------	---------



Radiated Emission Measurement

Operator: Ken

File :3

Data :#10

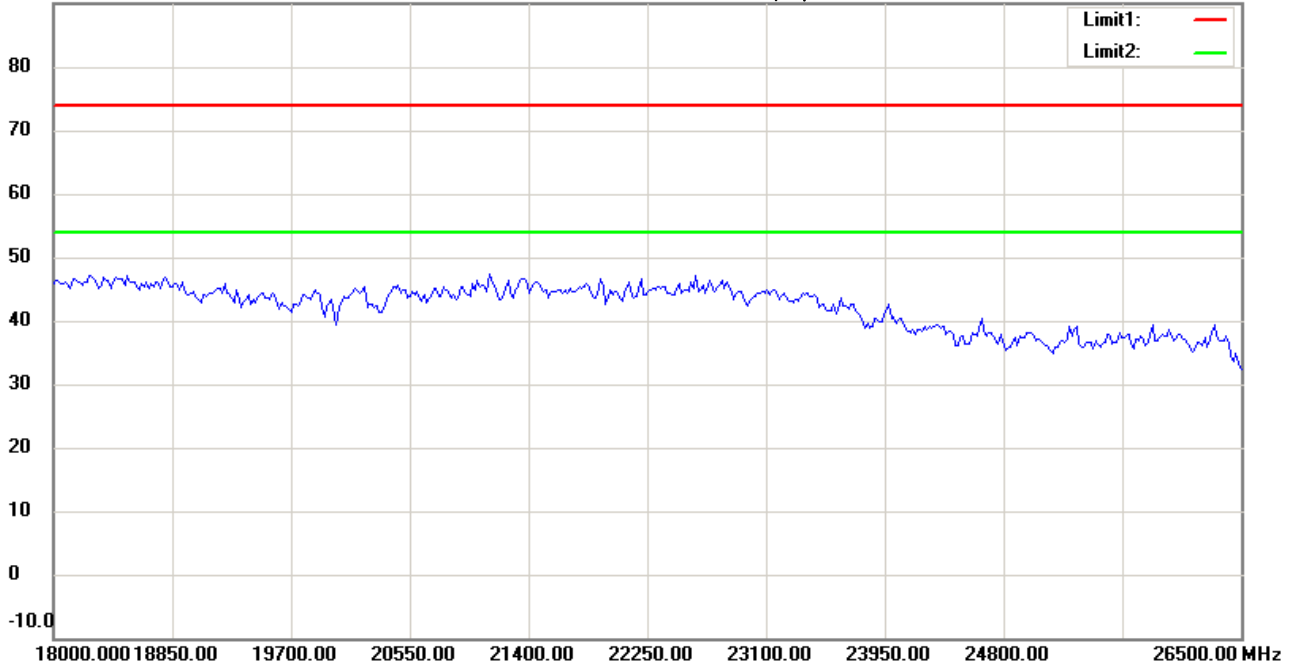
Date: 2015/3/13

Temperature:24 °C

90.0 dBuV/m

Time: 下午 06:08:40

Humidity:60 %



Site : Chamber

Condition : FCC_part 15 RE-Class C_Above 1GHz_PK

EUT : W6M21502-14830

M/N:

Test Mode : TX 802.11g CH6

Note :

Polarization: *Vertical*

Power : 120 Va.c.

Distance: 3m

Mk.	Frequency (MHz)	Reading (dBuV)	Detector	Corr. factor (dB/m)	Result (dBuV/m)	Limit (dBuV/m)	Ant.Pos (cm)	Tab.Pos (deg.)	Margin (dB)	Comment
-----	-----------------	----------------	----------	---------------------	-----------------	----------------	--------------	----------------	-------------	---------



Radiated Emission Measurement

Operator: Leon

File :1

Data :#1

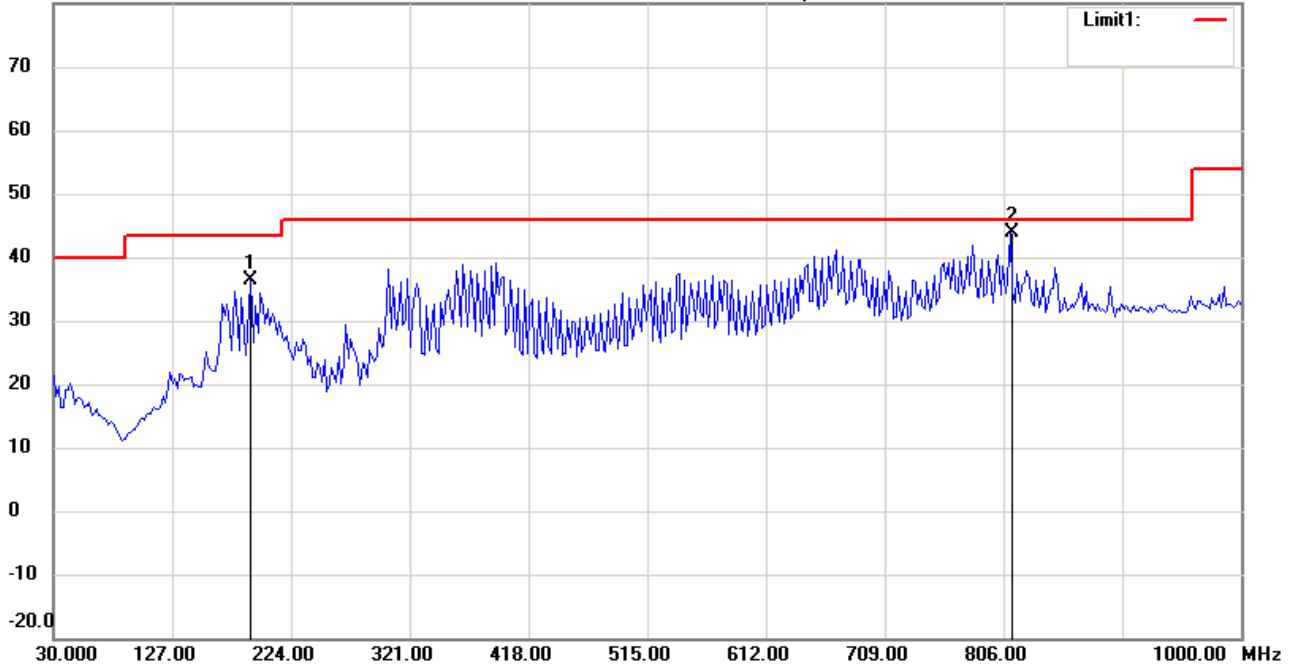
Date: 2015/3/13

Temperature:24 °C

80.0 dBuV/m

Time: 上午 08:22:45

Humidity:60 %



Site : Chamber

Condition : FCC_part 15 RE-Class C_30-1000MHz

EUT : W6M21502-14830

M/N:

Test Mode : TX 802.11g CH11

Note :

Polarization: *Horizontal*

Power : 120 Va.c.

Distance: 3m

Mk.	Frequency (MHz)	Reading (dBuV)	Detector	Corr. factor (dB/m)	Result (dBuV/m)	Limit (dBuV/m)	Ant.Pos (cm)	Tab.Pos (deg.)	Margin (dB)	Comment
	191.3427	23.81	peak	12.58	36.39	43.50	100	140	-7.11	
*	811.4430	17.17	peak	26.82	43.99	46.00	100	175	-2.01	



Radiated Emission Measurement

Operator: Leon

File :1

Data :#2

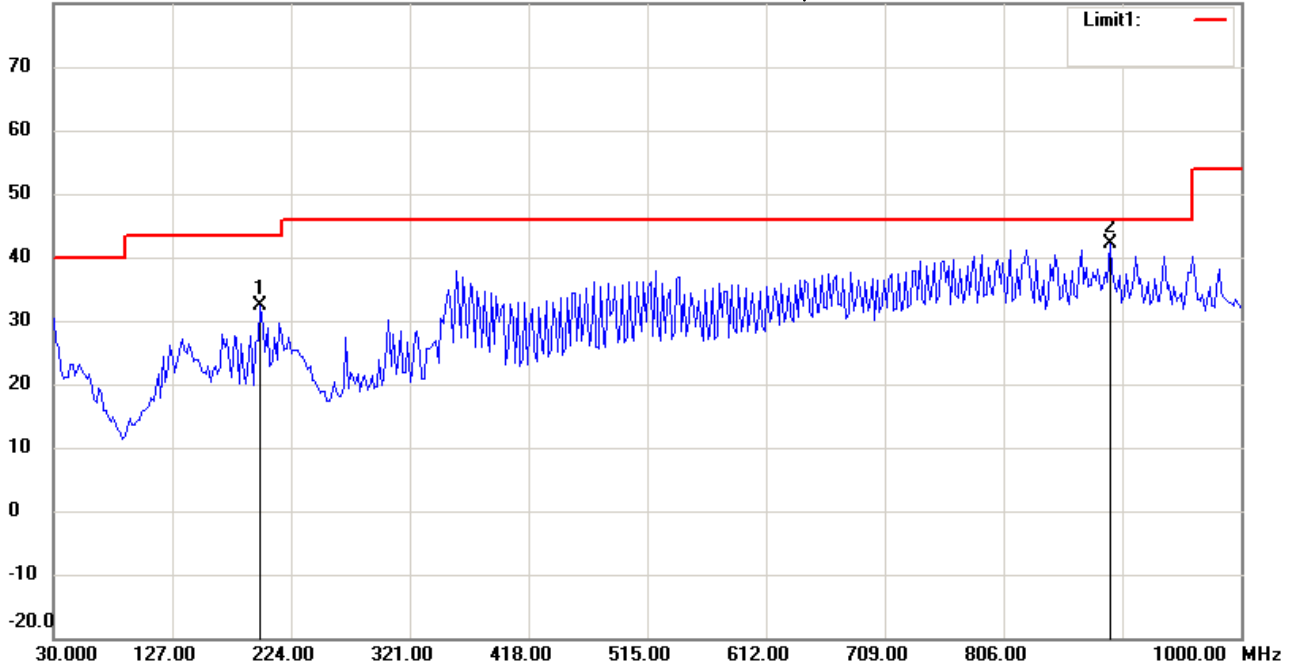
Date: 2015/3/13

Temperature:24 °C

80.0 dBuV/m

Time: 上午 08:23:30

Humidity:60 %



Site : Chamber

Condition : FCC_part 15 RE-Class C_30-1000MHz

Polarization: *Vertical*

EUT : W6M21502-14830

Power : 120 Va.c.

M/N:

Distance: 3m

Test Mode : TX 802.11g CH11

Note :

Mk.	Frequency (MHz)	Reading (dBuV)	Detector	Corr. factor (dB/m)	Result (dBuV/m)	Limit (dBuV/m)	Ant.Pos (cm)	Tab.Pos (deg.)	Margin (dB)	Comment
	199.1182	20.32	peak	12.15	32.47	43.50	100	165	-11.03	
*	893.0862	13.88	peak	28.26	42.14	46.00	100	75	-3.86	



Radiated Emission Measurement

Operator: Ken

File :3

Data :#1

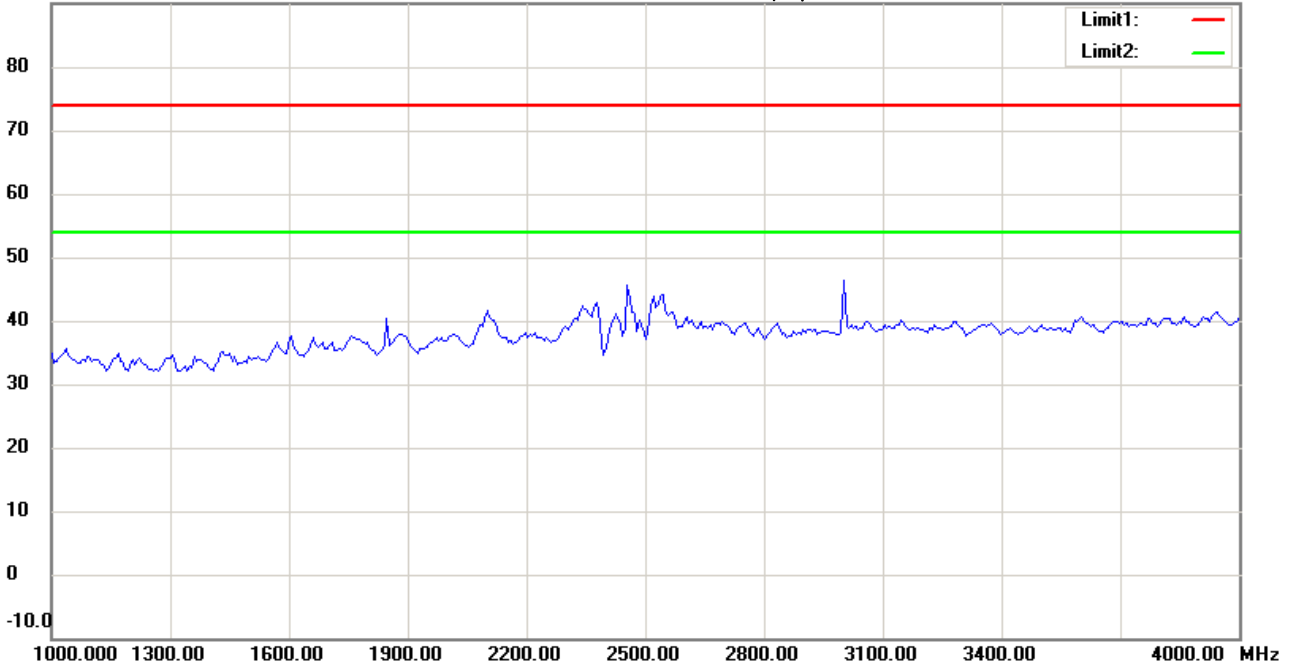
Date: 2015/3/13

Temperature:24 °C

90.0 dBuV/m

Time: 下午 05:55:46

Humidity:60 %



Site : Chamber

Condition : FCC_part 15 RE-Class C_Above 1GHz_PK

EUT : W6M21502-14830

M/N:

Test Mode : TX 802.11g CH11

Note :

Polarization: *Horizontal*

Power : 120 Va.c.

Distance: 3m

Mk.	Frequency (MHz)	Reading (dBuV)	Detector	Corr. factor (dB/m)	Result (dBuV/m)	Limit (dBuV/m)	Ant.Pos (cm)	Tab.Pos (deg.)	Margin (dB)	Comment
-----	-----------------	----------------	----------	---------------------	-----------------	----------------	--------------	----------------	-------------	---------



Radiated Emission Measurement

Operator: Ken

File :3

Data :#6

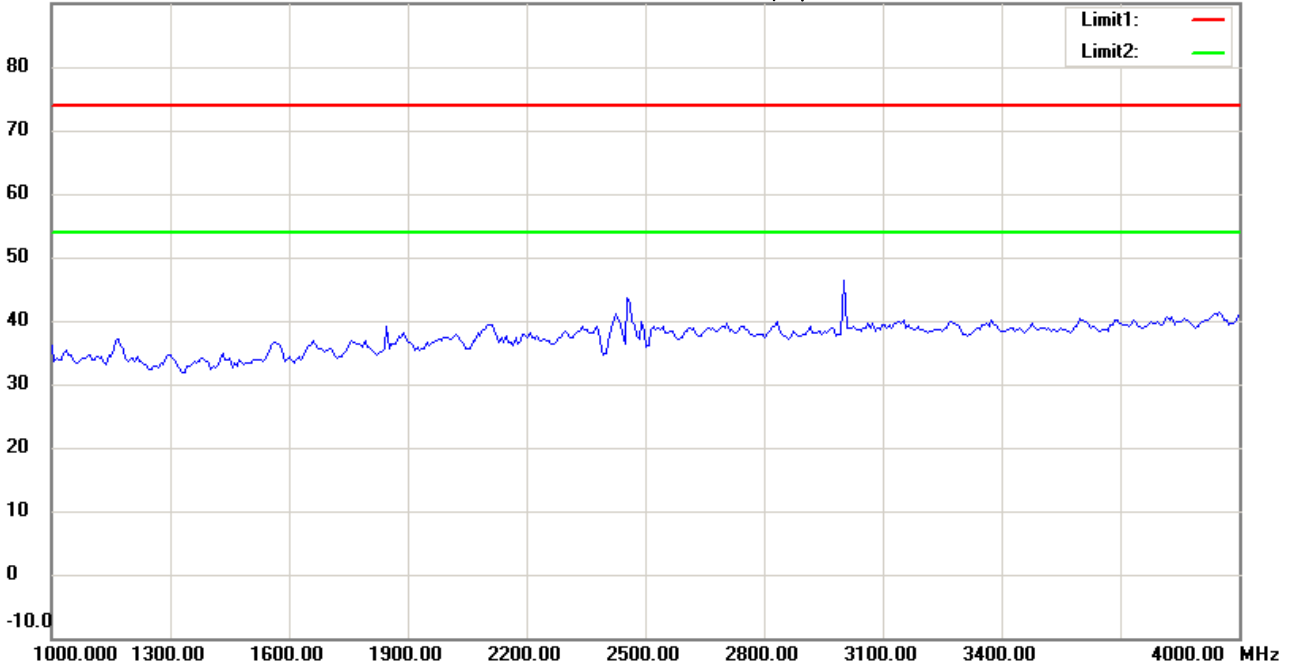
Date: 2015/3/13

Temperature:24 °C

90.0 dBuV/m

Time: 下午 05:58:30

Humidity:60 %



Site : Chamber

Condition : FCC_part 15 RE-Class C_Above 1GHz_PK

EUT : W6M21502-14830

M/N:

Test Mode : TX 802.11g CH11

Note :

Polarization: *Vertical*

Power : 120 V.a.c.

Distance: 3m

Mk.	Frequency (MHz)	Reading (dBuV)	Detector	Corr. factor (dB/m)	Result (dBuV/m)	Limit (dBuV/m)	Ant.Pos (cm)	Tab.Pos (deg.)	Margin (dB)	Comment
-----	-----------------	----------------	----------	---------------------	-----------------	----------------	--------------	----------------	-------------	---------



Radiated Emission Measurement

Operator: Ken

File :3

Data :#2

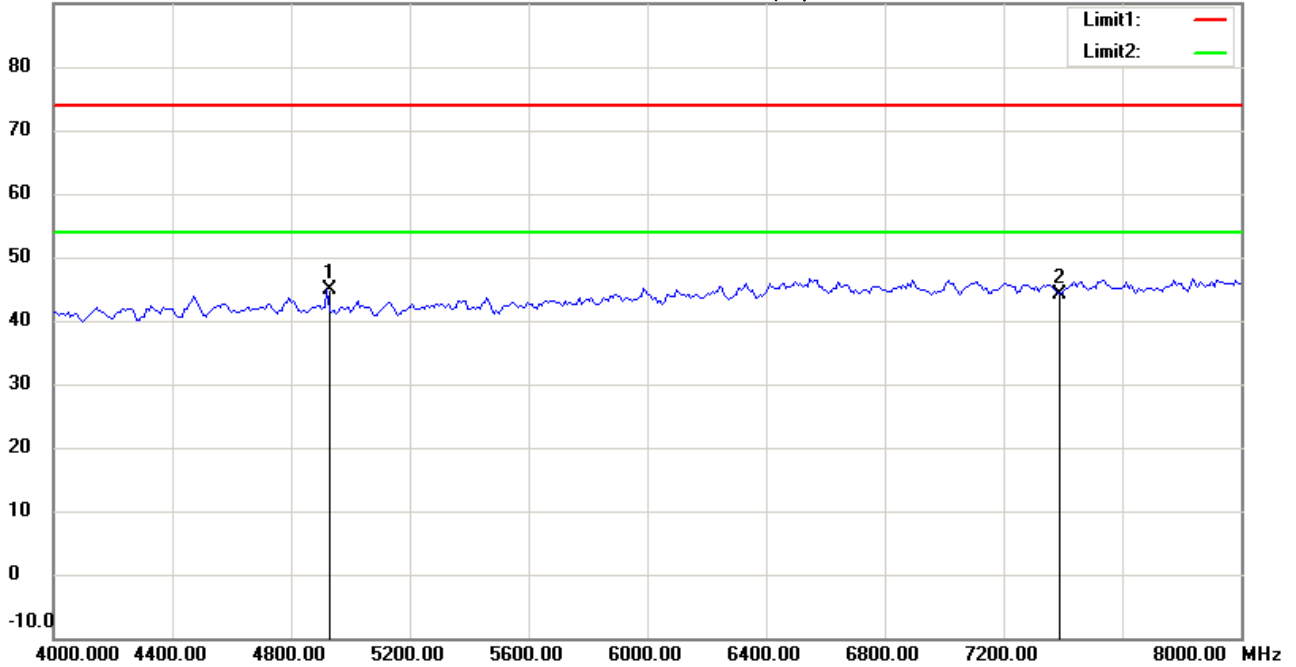
Date: 2015/3/13

Temperature:24 °C

90.0 dBuV/m

Time: 下午 05:56:31

Humidity:60 %



Site : Chamber

Condition : FCC_part 15 RE-Class C_Above 1GHz_PK

EUT : W6M21502-14830

M/N:

Test Mode : TX 802.11g CH11

Note :

Polarization: *Horizontal*

Power : 120 V.a.c.

Distance: 3m

Mk.	Frequency (MHz)	Reading (dBuV)	Detector	Corr. factor (dB/m)	Result (dBuV/m)	Limit (dBuV/m)	Ant.Pos (cm)	Tab.Pos (deg.)	Margin (dB)	Comment
*	4921.844	44.07	peak	0.80	44.87	74.00	100	85	-29.13	
	7386.000	39.43	peak	4.71	44.14	74.00	100	160	-29.86	



Radiated Emission Measurement

Operator: Ken

File :3

Data :#7

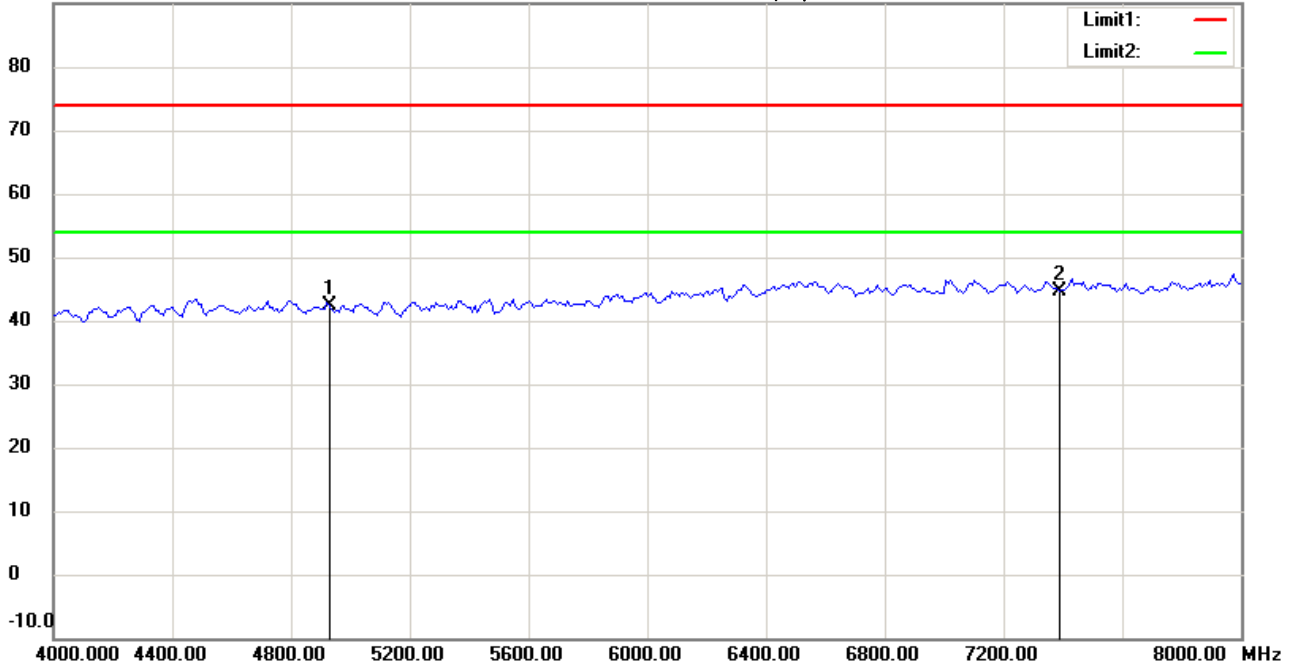
Date: 2015/3/13

Temperature:24 °C

90.0 dBuV/m

Time: 下午 05:59:16

Humidity:60 %



Site : Chamber

Condition : FCC_part 15 RE-Class C_Above 1GHz_PK

Polarization: *Vertical*

EUT : W6M21502-14830

Power : 120 V.a.c.

M/N:

Distance: 3m

Test Mode : TX 802.11g CH11

Note :

Mk.	Frequency (MHz)	Reading (dBuV)	Detector	Corr. factor (dB/m)	Result (dBuV/m)	Limit (dBuV/m)	Ant.Pos (cm)	Tab.Pos (deg.)	Margin (dB)	Comment
	4924.000	41.47	peak	0.81	42.28	74.00	100	150	-31.72	
*	7386.000	39.93	peak	4.71	44.64	74.00	100	170	-29.36	



Radiated Emission Measurement

Operator: Ken

File :3

Data :#3

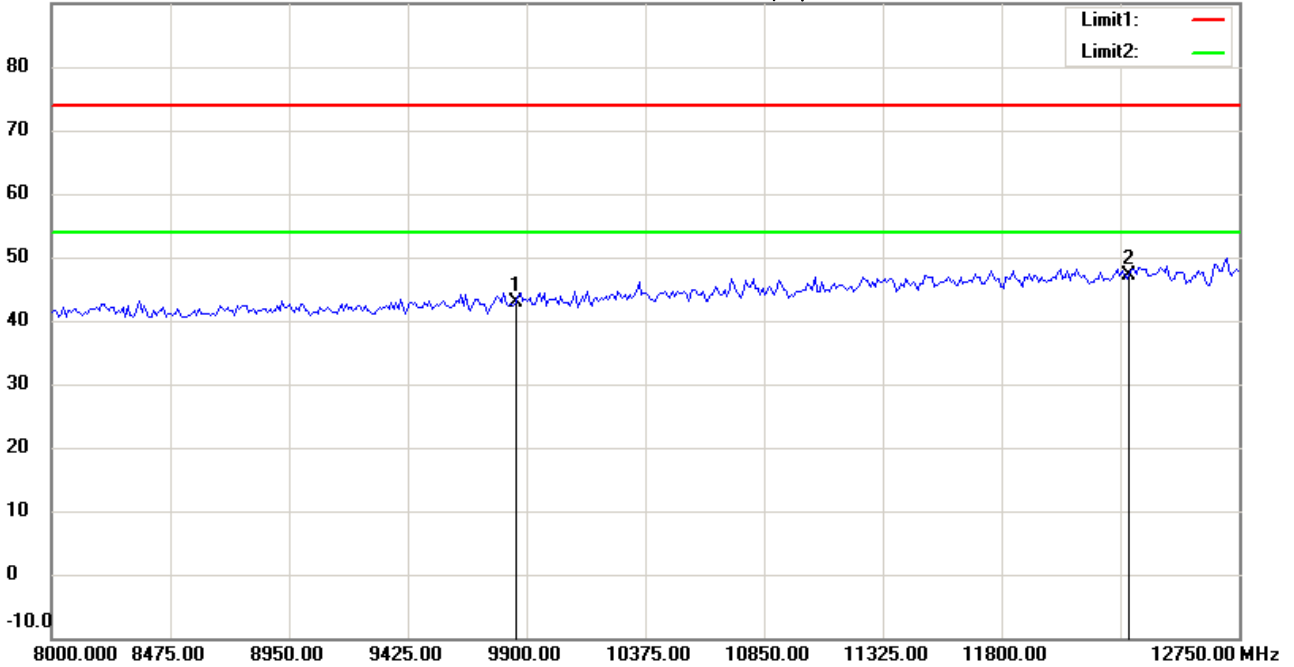
Date: 2015/3/13

Temperature:24 °C

90.0 dBuV/m

Time: 下午 05:57:22

Humidity:60 %



Site : Chamber

Condition : FCC_part 15 RE-Class C_Above 1GHz_PK

Polarization: *Horizontal*

EUT : W6M21502-14830

Power : 120 V.a.c.

M/N:

Distance: 3m

Test Mode : TX 802.11g CH11

Note :

Mk.	Frequency (MHz)	Reading (dBuV)	Detector	Corr. factor (dB/m)	Result (dBuV/m)	Limit (dBuV/m)	Ant.Pos (cm)	Tab.Pos (deg.)	Margin (dB)	Comment
	9848.000	34.95	peak	7.96	42.91	74.00	100	70	-31.09	
*	12310.000	33.47	peak	13.60	47.07	74.00	100	125	-26.93	



Radiated Emission Measurement

Operator: Ken

File :3

Data :#8

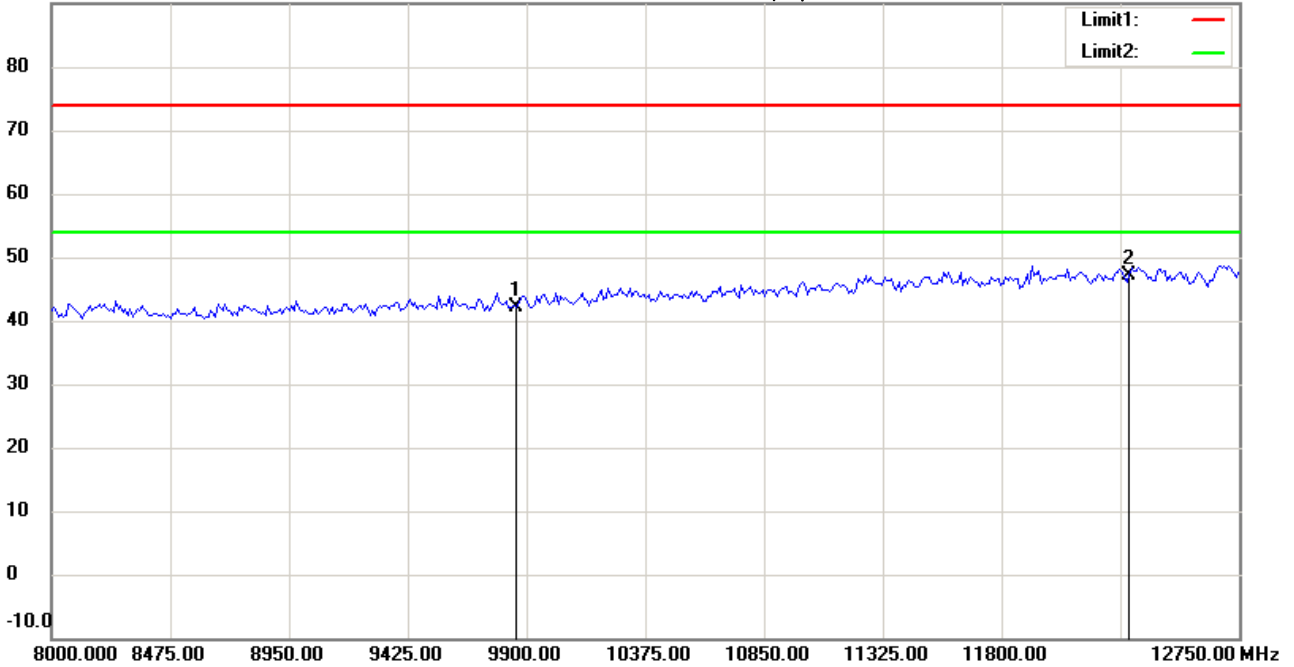
Date: 2015/3/13

Temperature:24 °C

90.0 dBuV/m

Time: 下午 06:00:00

Humidity:60 %



Site : Chamber

Condition : FCC_part 15 RE-Class C_Above 1GHz_PK

Polarization: *Vertical*

EUT : W6M21502-14830

Power : 120 V.a.c.

M/N:

Distance: 3m

Test Mode : TX 802.11g CH11

Note :

Mk.	Frequency (MHz)	Reading (dBuV)	Detector	Corr. factor (dB/m)	Result (dBuV/m)	Limit (dBuV/m)	Ant.Pos (cm)	Tab.Pos (deg.)	Margin (dB)	Comment
	9848.000	34.28	peak	7.96	42.24	74.00	100	160	-31.76	
*	12310.000	33.49	peak	13.60	47.09	74.00	100	220	-26.91	



Radiated Emission Measurement

Operator: Ken

File :3

Data :#4

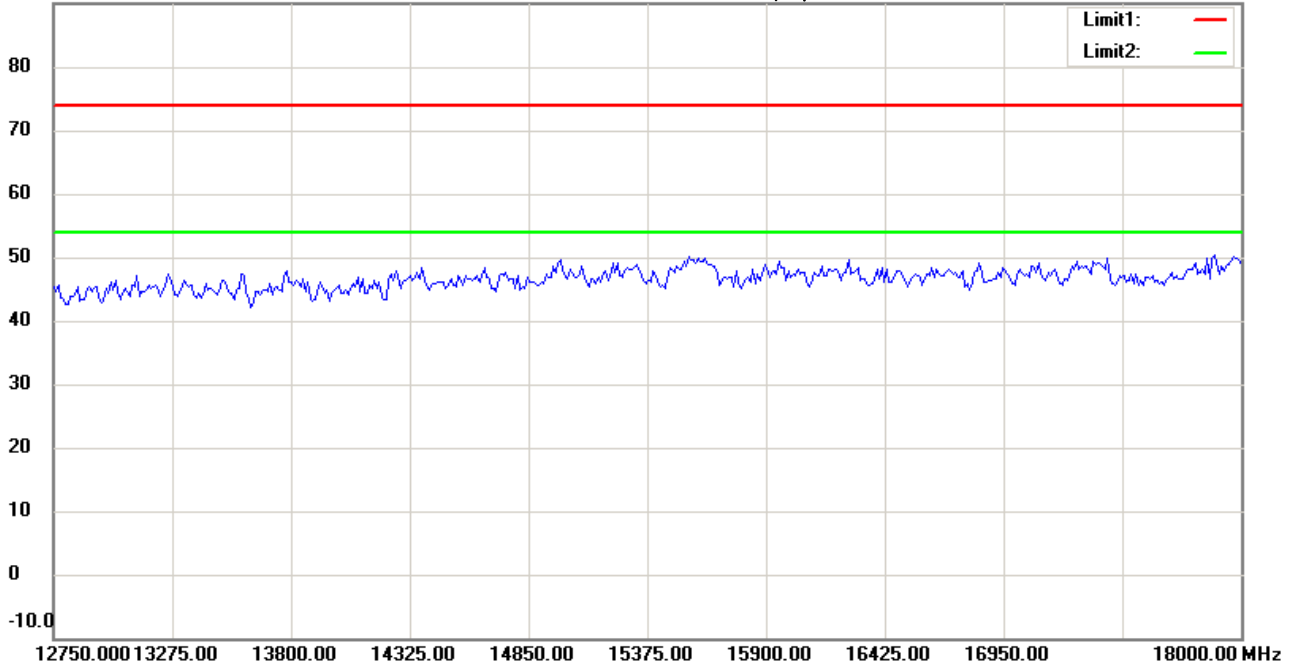
Date: 2015/3/13

Temperature:24 °C

90.0 dBuV/m

Time: 下午 05:57:36

Humidity:60 %



Site : Chamber

Condition : FCC_part 15 RE-Class C_Above 1GHz_PK

EUT : W6M21502-14830

M/N:

Test Mode : TX 802.11g CH11

Note :

Polarization: *Horizontal*

Power : 120 Va.c.

Distance: 3m

Mk.	Frequency (MHz)	Reading (dBuV)	Detector	Corr. factor (dB/m)	Result (dBuV/m)	Limit (dBuV/m)	Ant.Pos (cm)	Tab.Pos (deg.)	Margin (dB)	Comment
-----	-----------------	----------------	----------	---------------------	-----------------	----------------	--------------	----------------	-------------	---------



Radiated Emission Measurement

Operator: Ken

File :3

Data :#9

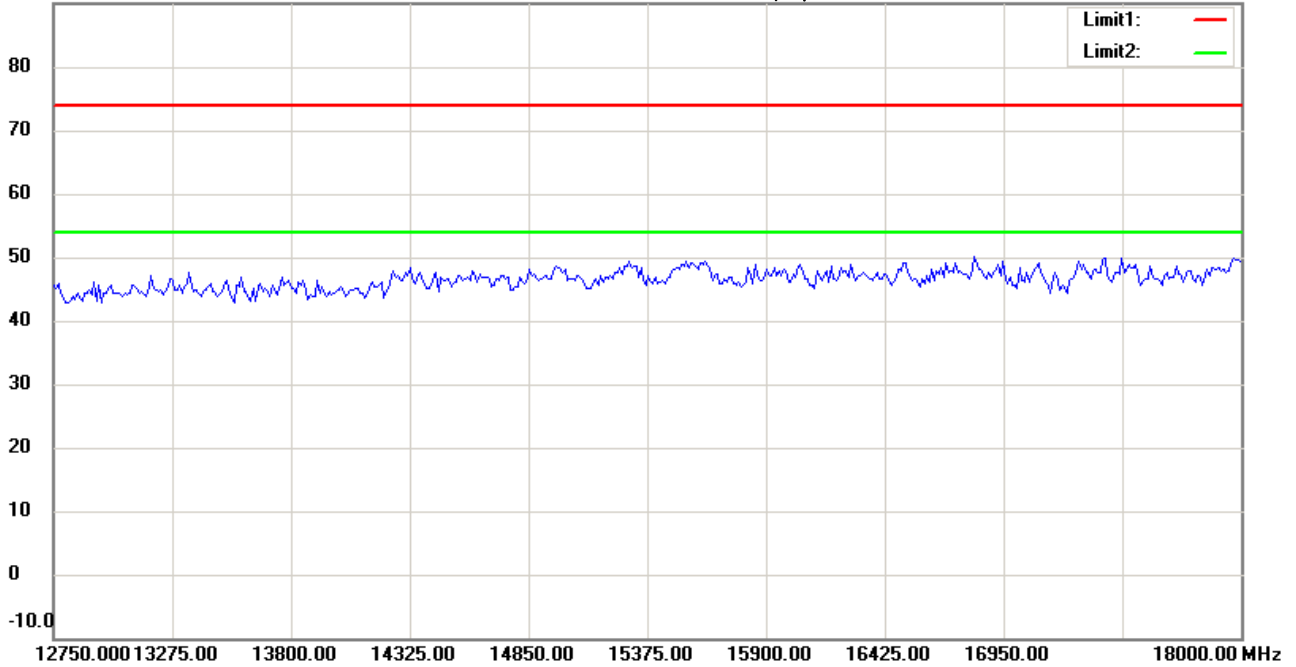
Date: 2015/3/13

Temperature:24 °C

90.0 dBuV/m

Time: 下午 06:00:14

Humidity:60 %



Site : Chamber

Condition : FCC_part 15 RE-Class C_Above 1GHz_PK

EUT : W6M21502-14830

M/N:

Test Mode : TX 802.11g CH11

Note :

Polarization: *Vertical*

Power : 120 Va.c.

Distance: 3m

Mk.	Frequency (MHz)	Reading (dBuV)	Detector	Corr. factor (dB/m)	Result (dBuV/m)	Limit (dBuV/m)	Ant.Pos (cm)	Tab.Pos (deg.)	Margin (dB)	Comment
-----	-----------------	----------------	----------	---------------------	-----------------	----------------	--------------	----------------	-------------	---------



Address:6F.,No.58,Ln 188,Ruey Kuang Rd,Neihu,Taipei
 Tel:+886-2-6606-8877
 Fax:+886-2-6606-8875

Radiated Emission Measurement

Operator: Ken

File :3

Data :#5

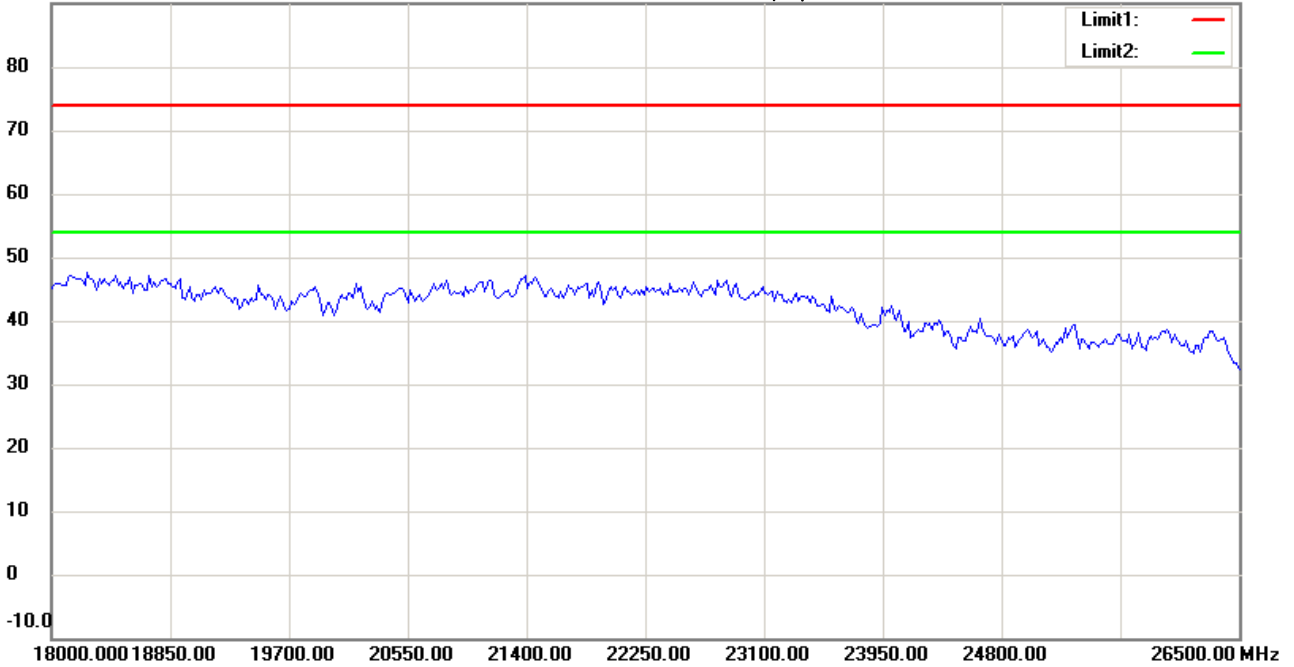
Date: 2015/3/13

Temperature:24 °C

90.0 dBuV/m

Time: 下午 05:57:45

Humidity:60 %



Site : Chamber

Condition : FCC_part 15 RE-Class C_Above 1GHz_PK

Polarization: *Horizontal*

EUT : W6M21502-14830

Power : 120 Va.c.

M/N:

Distance: 3m

Test Mode : TX 802.11g CH11

Note :

Mk.	Frequency (MHz)	Reading (dBuV)	Detector	Corr. factor (dB/m)	Result (dBuV/m)	Limit (dBuV/m)	Ant.Pos (cm)	Tab.Pos (deg.)	Margin (dB)	Comment
-----	-----------------	----------------	----------	---------------------	-----------------	----------------	--------------	----------------	-------------	---------

*:Maximum data x:Over limit !:over margin



Radiated Emission Measurement

Operator: Ken

File :3

Data :#10

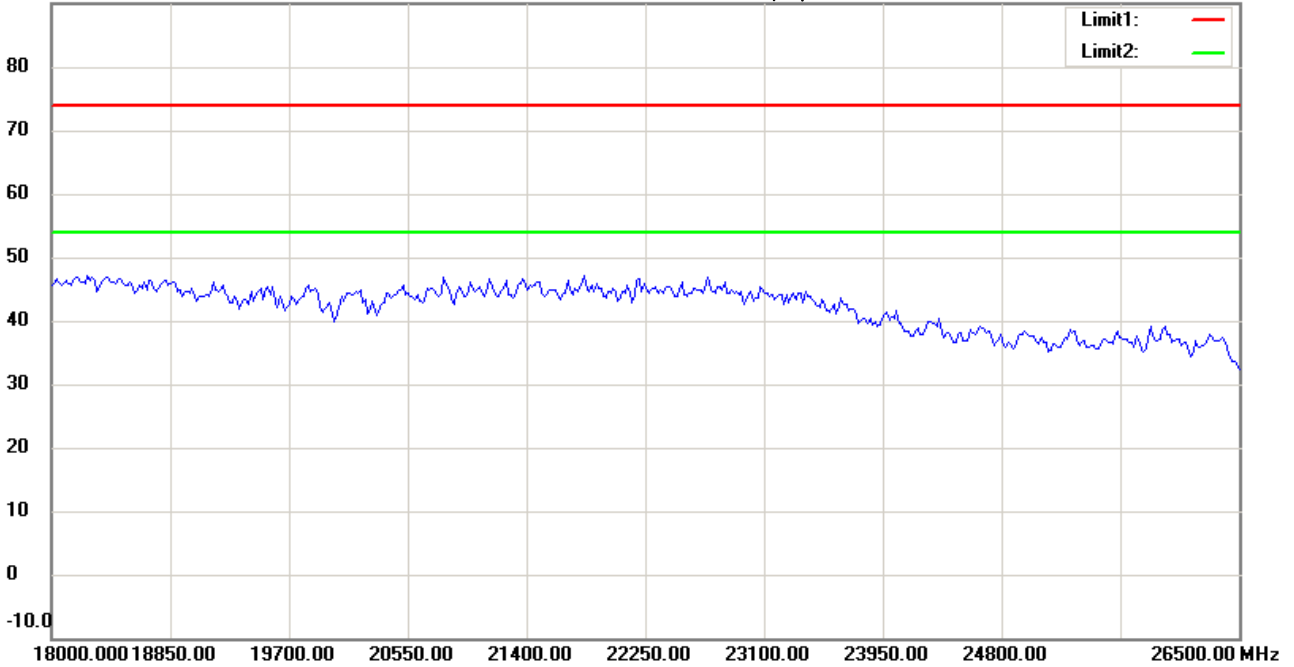
Date: 2015/3/13

Temperature:24 °C

90.0 dBuV/m

Time: 下午 06:00:23

Humidity:60 %



Site : Chamber

Condition : FCC_part 15 RE-Class C_Above 1GHz_PK

EUT : W6M21502-14830

M/N:

Test Mode : TX 802.11g CH11

Note :

Polarization: *Vertical*

Power : 120 V.a.c.

Distance: 3m

Mk.	Frequency (MHz)	Reading (dBuV)	Detector	Corr. factor (dB/m)	Result (dBuV/m)	Limit (dBuV/m)	Ant.Pos (cm)	Tab.Pos (deg.)	Margin (dB)	Comment
-----	-----------------	----------------	----------	---------------------	-----------------	----------------	--------------	----------------	-------------	---------



Radiated Emission Measurement

Operator: Leon

File :1

Data :#1

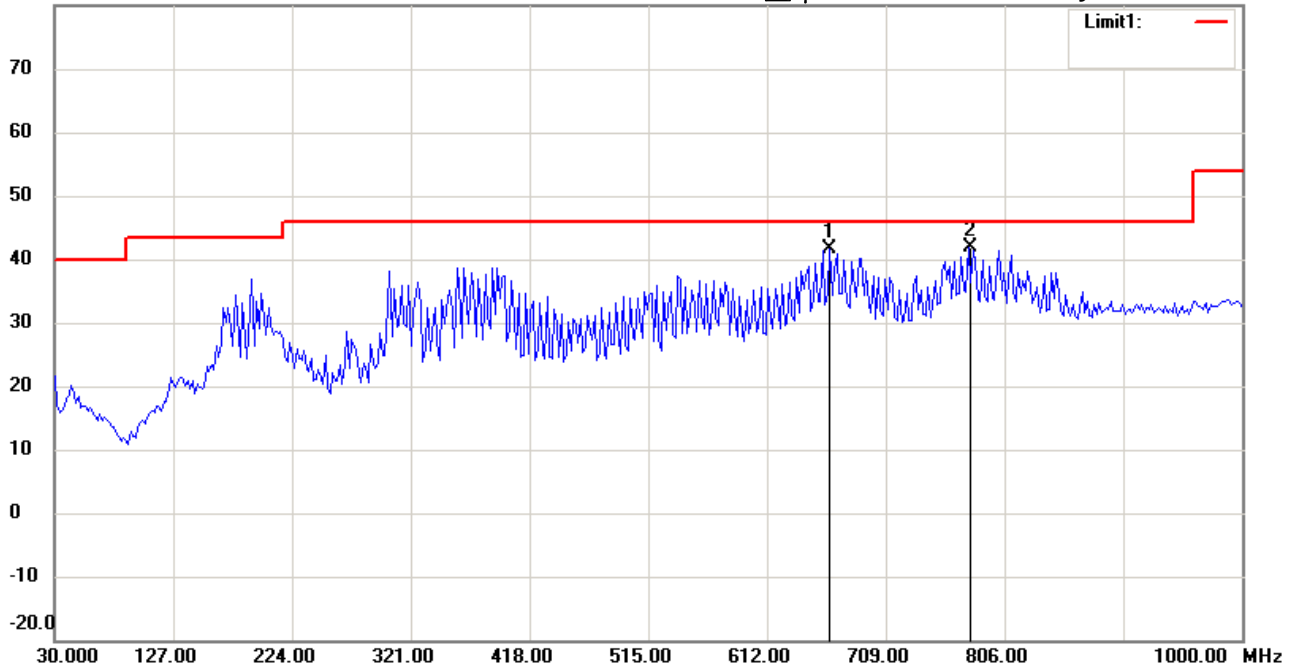
Date: 2015/3/13

Temperature:24 °C

80.0 dBuV/m

Time: 上午 08:31:04

Humidity:60 %



Site : Chamber

Condition : FCC_part 15 RE-Class C_30-1000MHz

EUT : W6M21502-14830

M/N:

Test Mode : TX 802.11n 20M CH1

Note :

Polarization: *Horizontal*

Power : 120 V.a.c.

Distance: 3m

Mk.	Frequency (MHz)	Reading (dBuV)	Detector	Corr. factor (dB/m)	Result (dBuV/m)	Limit (dBuV/m)	Ant.Pos (cm)	Tab.Pos (deg.)	Margin (dB)	Comment
	663.7074	16.99	peak	24.74	41.73	46.00	100	175	-4.27	
*	776.4530	15.62	peak	26.28	41.90	46.00	100	210	-4.10	



Radiated Emission Measurement

Operator: Leon

File :1

Data :#2

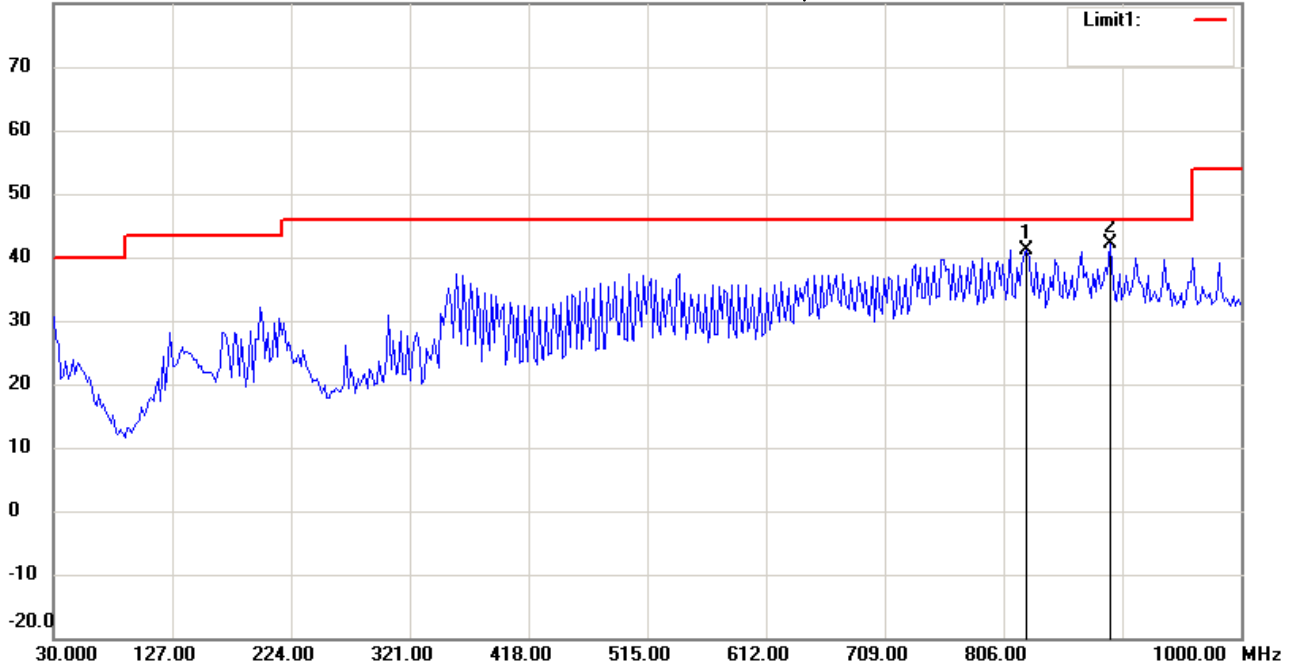
Date: 2015/3/13

Temperature:24 °C

80.0 dBuV/m

Time: 上午 08:31:49

Humidity:60 %



Site : Chamber

Condition : FCC_part 15 RE-Class C_30-1000MHz

EUT : W6M21502-14830

M/N:

Test Mode : TX 802.11n 20M CH1

Note :

Polarization: *Vertical*

Power : 120 Va.c.

Distance: 3m

Mk.	Frequency (MHz)	Reading (dBuV)	Detector	Corr. factor (dB/m)	Result (dBuV/m)	Limit (dBuV/m)	Ant.Pos (cm)	Tab.Pos (deg.)	Margin (dB)	Comment
	825.0501	14.03	peak	27.07	41.10	46.00	100	110	-4.90	
*	893.0862	13.79	peak	28.26	42.05	46.00	100	75	-3.95	



Radiated Emission Measurement

Operator: Roy

File :3

Data :#1

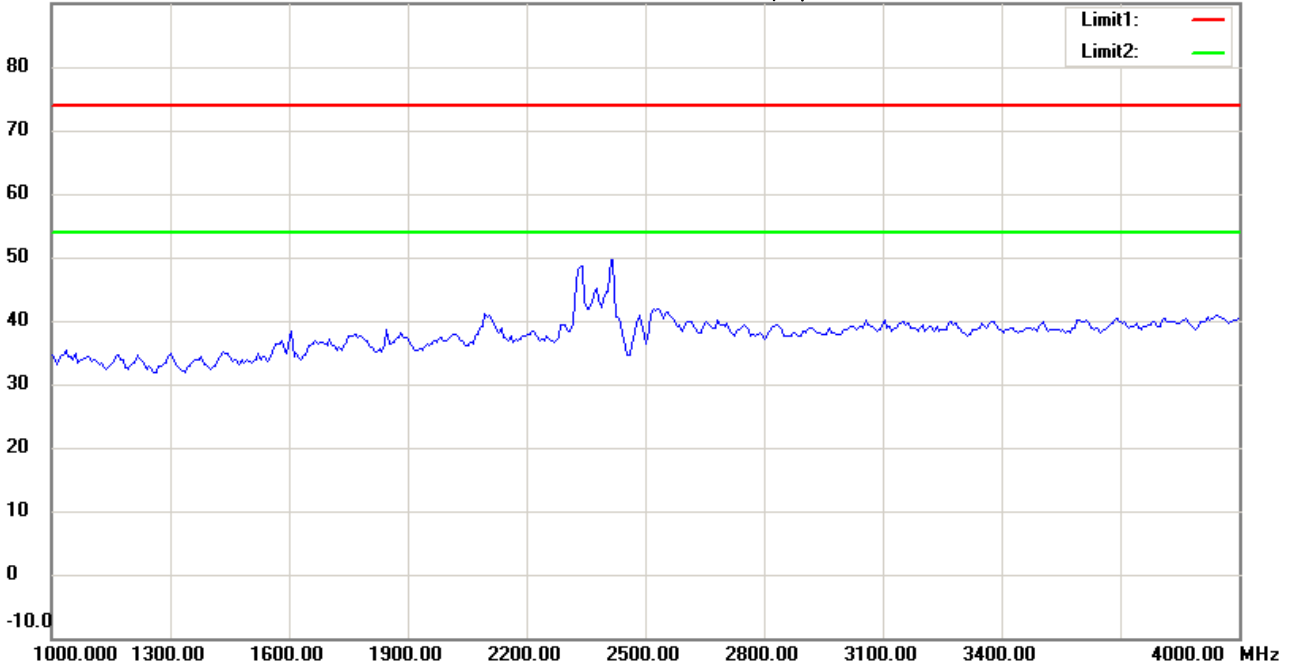
Date: 2015/3/13

Temperature:24 °C

90.0 dBuV/m

Time: 下午 07:20:18

Humidity:60 %



Site : Chamber

Condition : FCC_part 15 RE-Class C_Above 1GHz_PK

Polarization: *Horizontal*

EUT : W6M21502-14830

Power : 120 Va.c.

M/N:

Distance: 3m

Test Mode : TX 802.11n 20M CH1

Note :

Mk.	Frequency (MHz)	Reading (dBuV)	Detector	Corr. factor (dB/m)	Result (dBuV/m)	Limit (dBuV/m)	Ant.Pos (cm)	Tab.Pos (deg.)	Margin (dB)	Comment
-----	-----------------	----------------	----------	---------------------	-----------------	----------------	--------------	----------------	-------------	---------



Radiated Emission Measurement

Operator: Roy

File :3

Data :#6

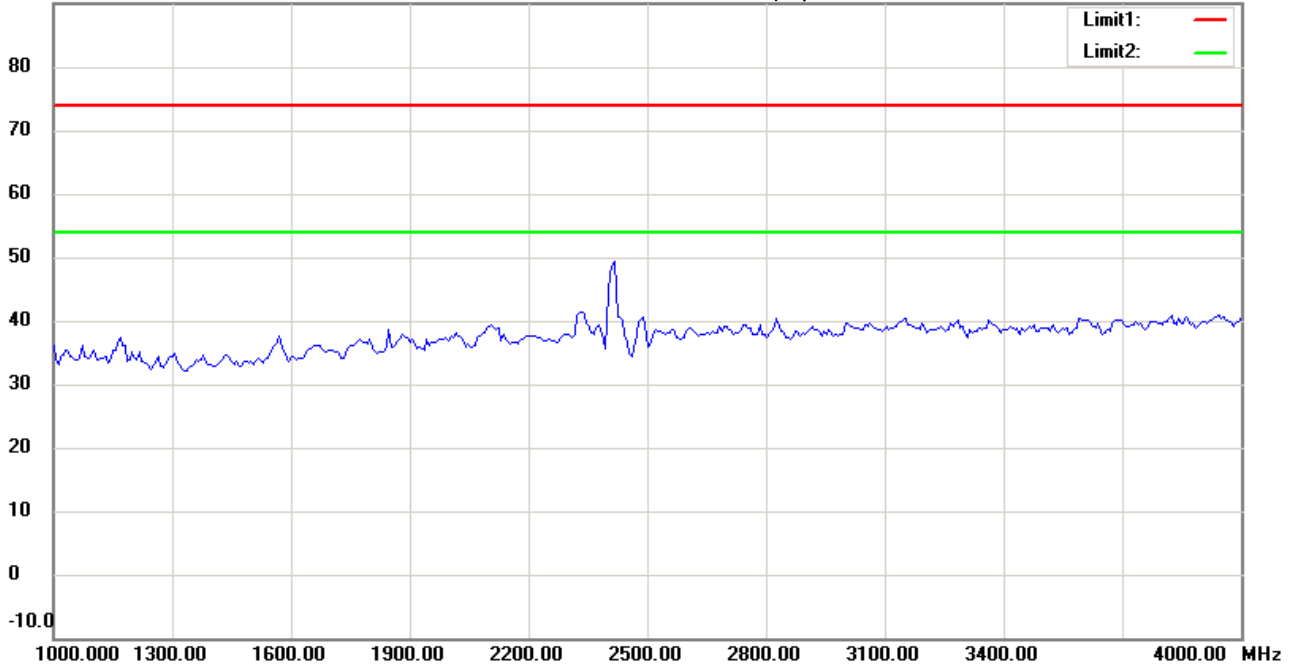
Date: 2015/3/13

Temperature:24 °C

90.0 dBuV/m

Time: 下午 07:23:02

Humidity:60 %



Site : Chamber

Condition : FCC_part 15 RE-Class C_Above 1GHz_PK

EUT : W6M21502-14830

M/N:

Test Mode : TX 802.11n 20M CH1

Note :

Polarization: *Vertical*

Power : 120 Va.c.

Distance: 3m

Mk.	Frequency (MHz)	Reading (dBuV)	Detector	Corr. factor (dB/m)	Result (dBuV/m)	Limit (dBuV/m)	Ant.Pos (cm)	Tab.Pos (deg.)	Margin (dB)	Comment
-----	-----------------	----------------	----------	---------------------	-----------------	----------------	--------------	----------------	-------------	---------



Radiated Emission Measurement

Operator: Roy

File :3

Data :#2

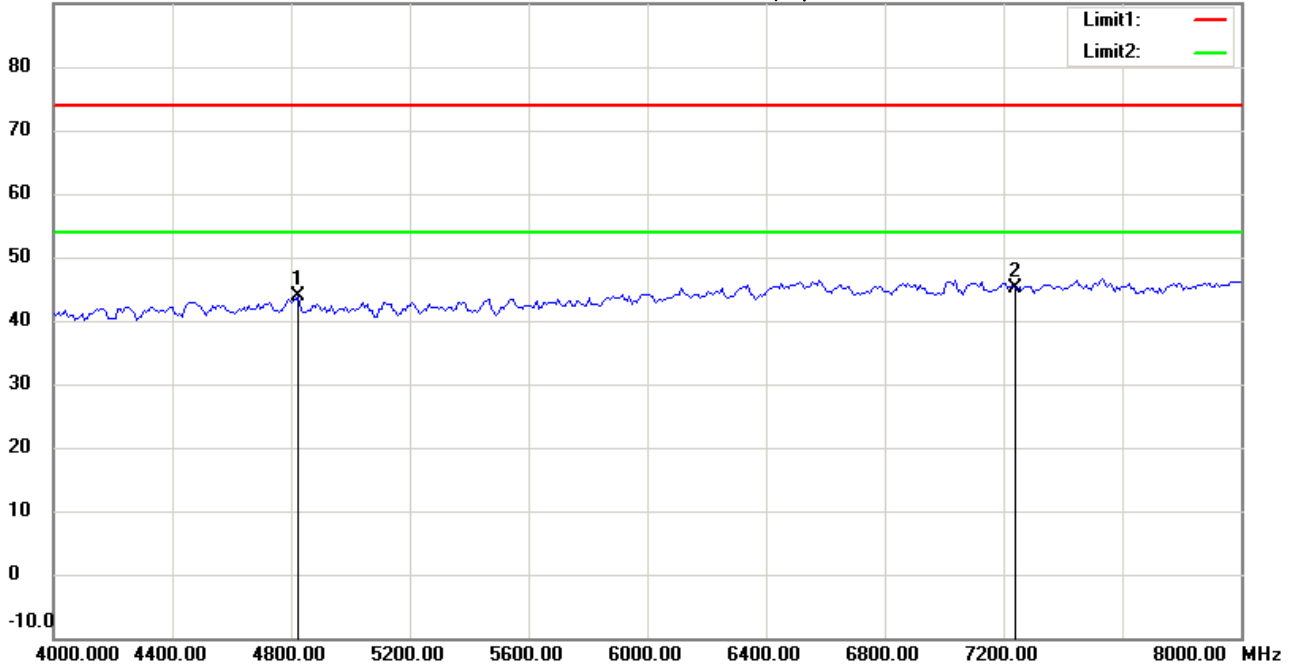
Date: 2015/3/13

Temperature:24 °C

90.0 dBuV/m

Time: 下午 07:21:03

Humidity:60 %



Site : Chamber

Condition : FCC_part 15 RE-Class C_Above 1GHz_PK

Polarization: *Horizontal*

EUT : W6M21502-14830

Power : 120 Va.c.

M/N:

Distance: 3m

Test Mode : TX 802.11n 20M CH1

Note :

Mk.	Frequency (MHz)	Reading (dBuV)	Detector	Corr. factor (dB/m)	Result (dBuV/m)	Limit (dBuV/m)	Ant.Pos (cm)	Tab.Pos (deg.)	Margin (dB)	Comment
	4824.000	43.15	peak	0.68	43.83	74.00	100	220	-30.17	
*	7236.000	40.94	peak	4.30	45.24	74.00	100	145	-28.76	



Radiated Emission Measurement

Operator: Roy

File :3

Data :#7

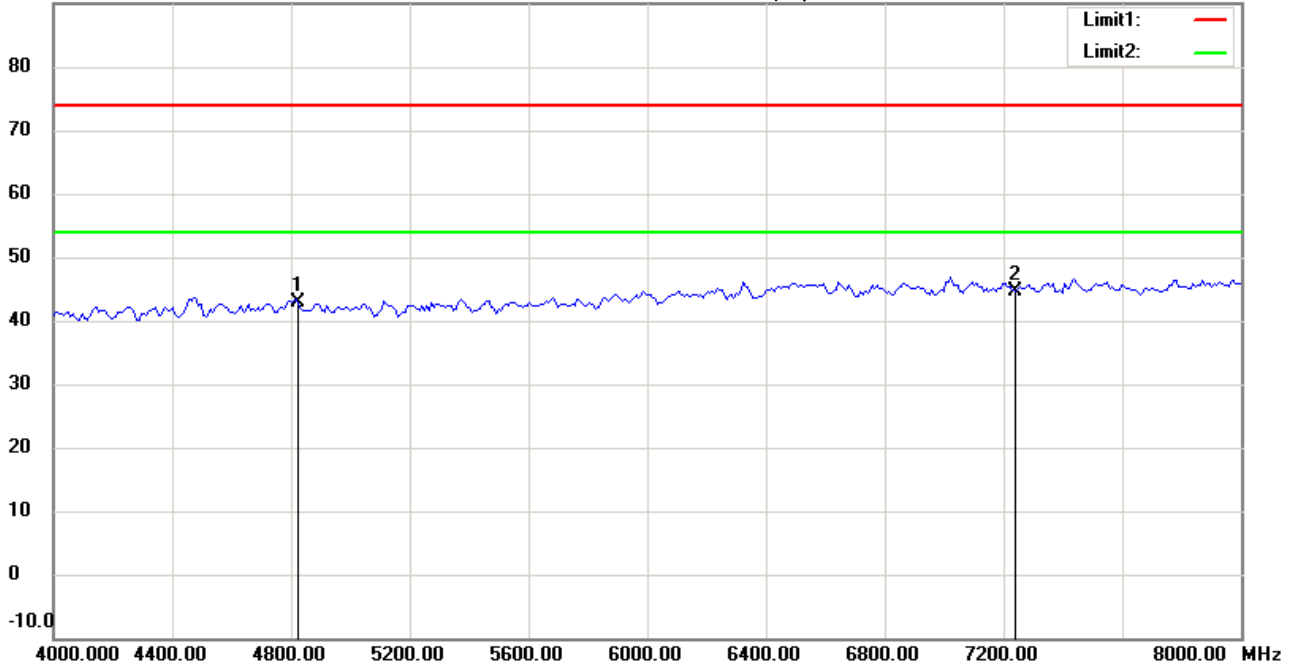
Date: 2015/3/13

Temperature:24 °C

90.0 dBuV/m

Time: 下午 07:23:48

Humidity:60 %



Site : Chamber

Condition : FCC_part 15 RE-Class C_Above 1GHz_PK

Polarization: *Vertical*

EUT : W6M21502-14830

Power : 120 Va.c.

M/N:

Distance: 3m

Test Mode : TX 802.11n 20M CH1

Note :

Mk.	Frequency (MHz)	Reading (dBuV)	Detector	Corr. factor (dB/m)	Result (dBuV/m)	Limit (dBuV/m)	Ant.Pos (cm)	Tab.Pos (deg.)	Margin (dB)	Comment
	4824.000	42.32	peak	0.68	43.00	74.00	100	125	-31.00	
*	7236.000	40.43	peak	4.30	44.73	74.00	100	260	-29.27	



Radiated Emission Measurement

Operator: Roy

File :3

Data :#3

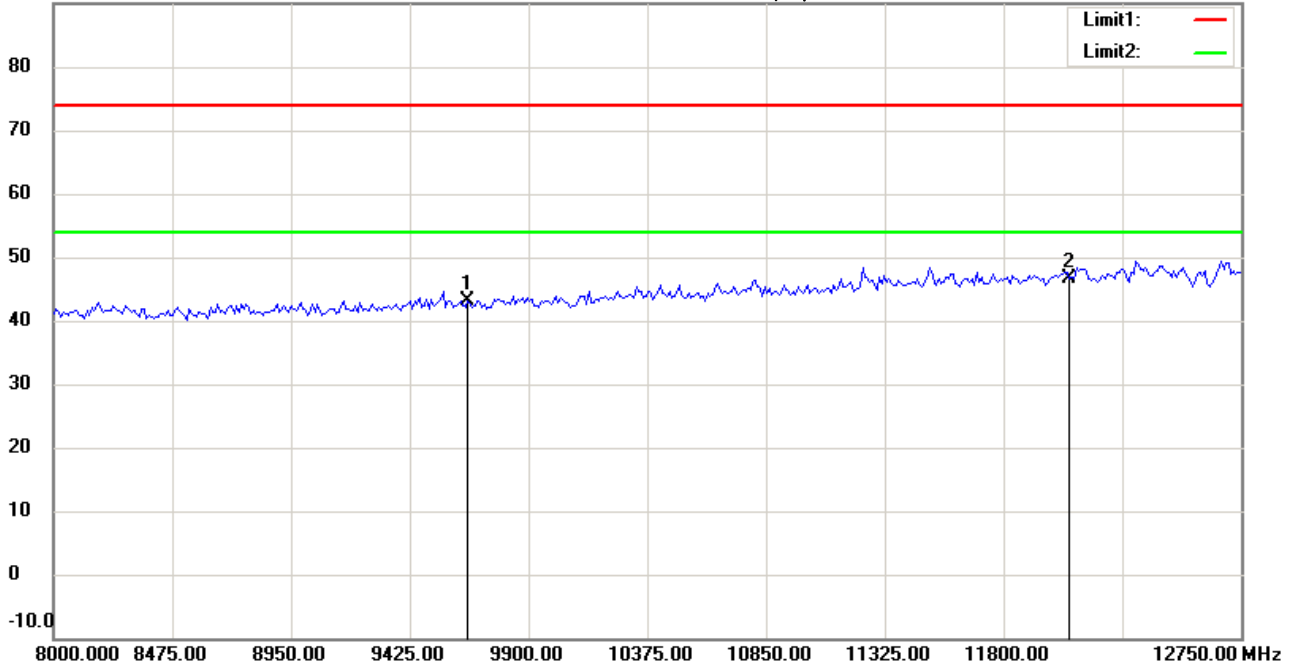
Date: 2015/3/13

Temperature:24 °C

90.0 dBuV/m

Time: 下午 07:21:54

Humidity:60 %



Site : Chamber

Condition : FCC_part 15 RE-Class C_Above 1GHz_PK

Polarization: *Horizontal*

EUT : W6M21502-14830

Power : 120 V.a.c.

M/N:

Distance: 3m

Test Mode : TX 802.11n 20M CH1

Note :

Mk.	Frequency (MHz)	Reading (dBuV)	Detector	Corr. factor (dB/m)	Result (dBuV/m)	Limit (dBuV/m)	Ant.Pos (cm)	Tab.Pos (deg.)	Margin (dB)	Comment
	9648.000	35.57	peak	7.46	43.03	74.00	100	170	-30.97	
*	12060.000	33.55	peak	13.20	46.75	74.00	100	100	-27.25	



Radiated Emission Measurement

Operator: Roy

File :3

Data :#8

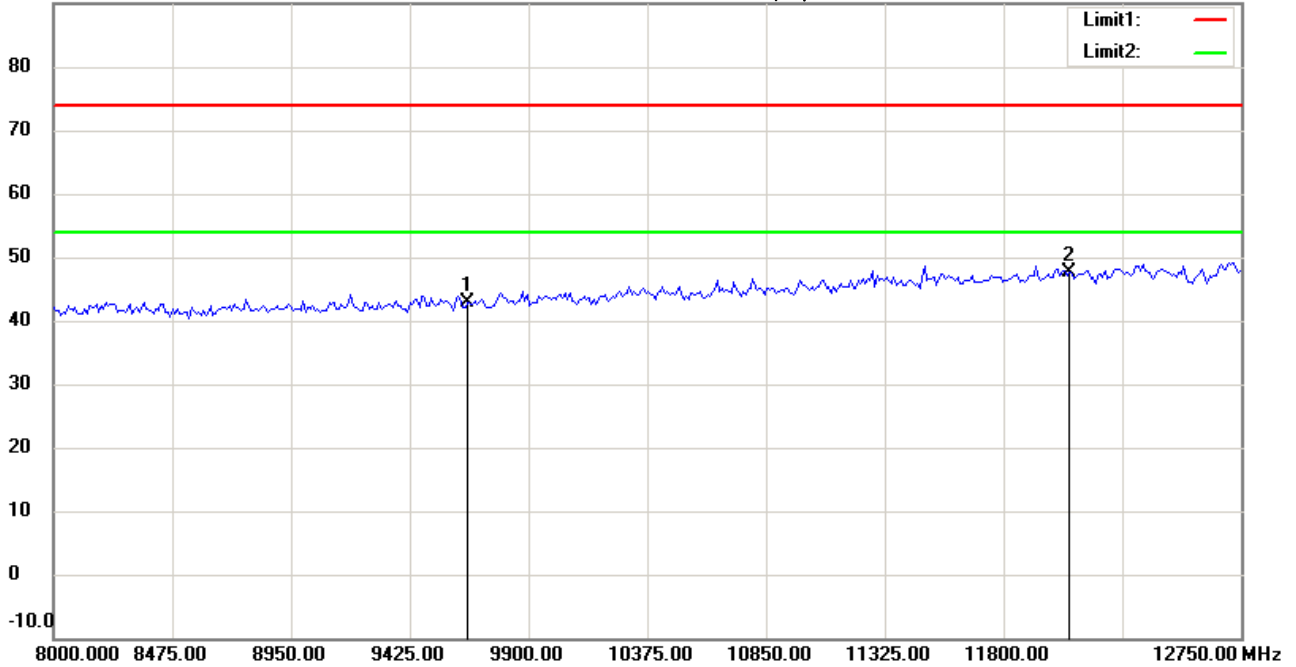
Date: 2015/3/13

Temperature:24 °C

90.0 dBuV/m

Time: 下午 07:25:18

Humidity:60 %



Site : Chamber

Condition : FCC_part 15 RE-Class C_Above 1GHz_PK

Polarization: *Vertical*

EUT : W6M21502-14830

Power : 120 V.a.c.

M/N:

Distance: 3m

Test Mode : TX 802.11n 20M CH1

Note :

Mk.	Frequency (MHz)	Reading (dBuV)	Detector	Corr. factor (dB/m)	Result (dBuV/m)	Limit (dBuV/m)	Ant.Pos (cm)	Tab.Pos (deg.)	Margin (dB)	Comment
	9648.000	35.33	peak	7.46	42.79	74.00	100	155	-31.21	
*	12060.000	34.32	peak	13.20	47.52	74.00	100	70	-26.48	



Radiated Emission Measurement

Operator: Roy

File :3

Data :#4

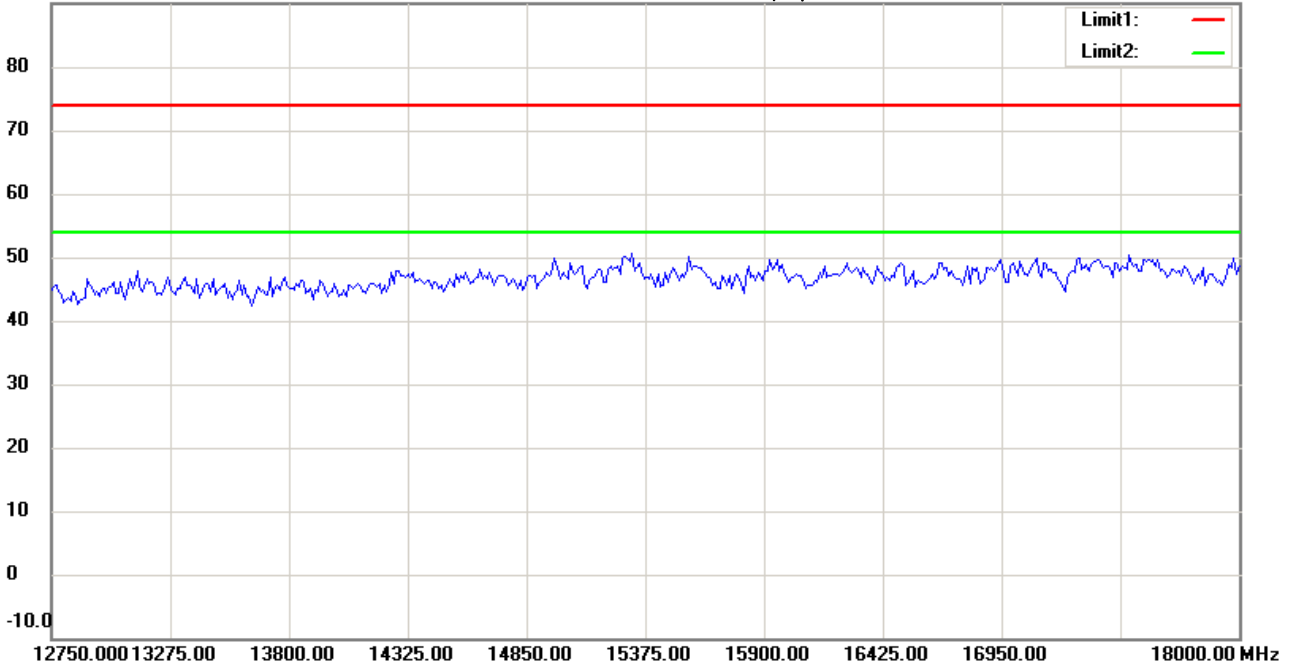
Date: 2015/3/13

Temperature:24 °C

90.0 dBuV/m

Time: 下午 07:22:08

Humidity:60 %



Site : Chamber

Condition : FCC_part 15 RE-Class C_Above 1GHz_PK

EUT : W6M21502-14830

M/N:

Test Mode : TX 802.11n 20M CH1

Note :

Polarization: *Horizontal*

Power : 120 Va.c.

Distance: 3m

Mk.	Frequency (MHz)	Reading (dBuV)	Detector	Corr. factor (dB/m)	Result (dBuV/m)	Limit (dBuV/m)	Ant.Pos (cm)	Tab.Pos (deg.)	Margin (dB)	Comment
-----	-----------------	----------------	----------	---------------------	-----------------	----------------	--------------	----------------	-------------	---------



Radiated Emission Measurement

Operator: Roy

File :3

Data :#9

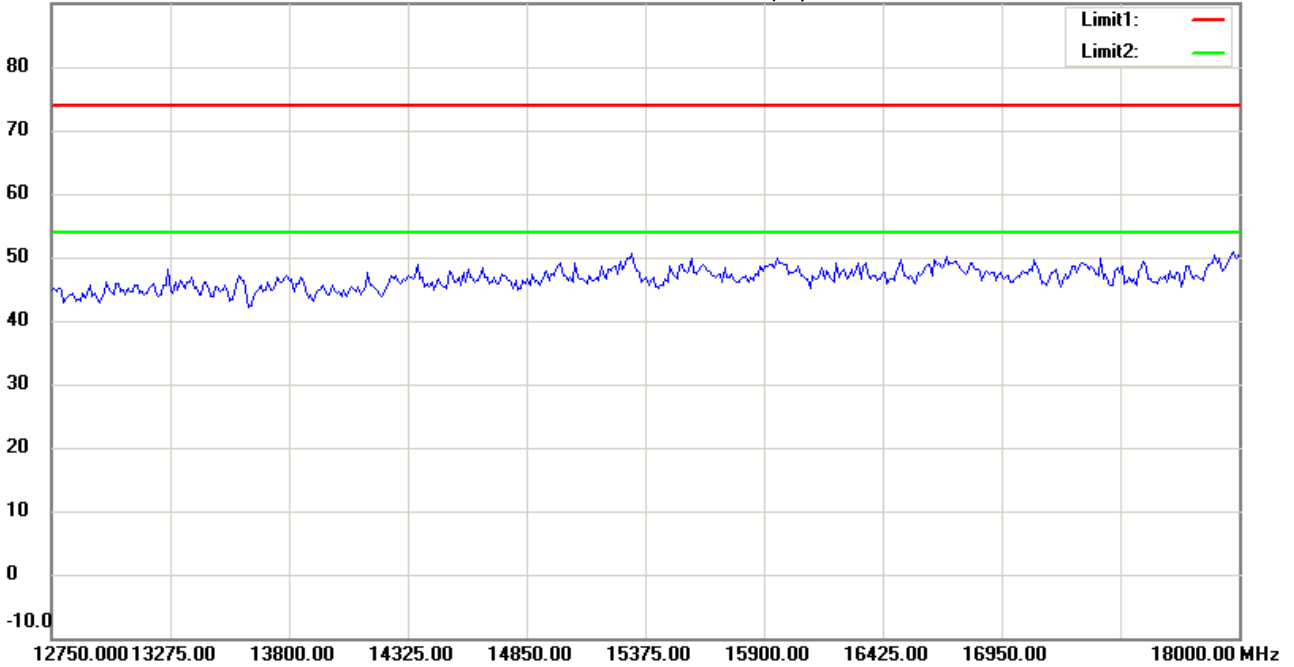
Date: 2015/3/13

Temperature:24 °C

90.0 dBuV/m

Time: 下午 07:25:31

Humidity:60 %



Site : Chamber

Condition : FCC_part 15 RE-Class C_Above 1GHz_PK

Polarization: *Vertical*

EUT : W6M21502-14830

Power : 120 Va.c.

M/N:

Distance: 3m

Test Mode : TX 802.11n 20M CH1

Note :

Mk.	Frequency (MHz)	Reading (dBuV)	Detector	Corr. factor (dB/m)	Result (dBuV/m)	Limit (dBuV/m)	Ant.Pos (cm)	Tab.Pos (deg.)	Margin (dB)	Comment
-----	-----------------	----------------	----------	---------------------	-----------------	----------------	--------------	----------------	-------------	---------



Radiated Emission Measurement

Operator: Roy

File :3

Data :#5

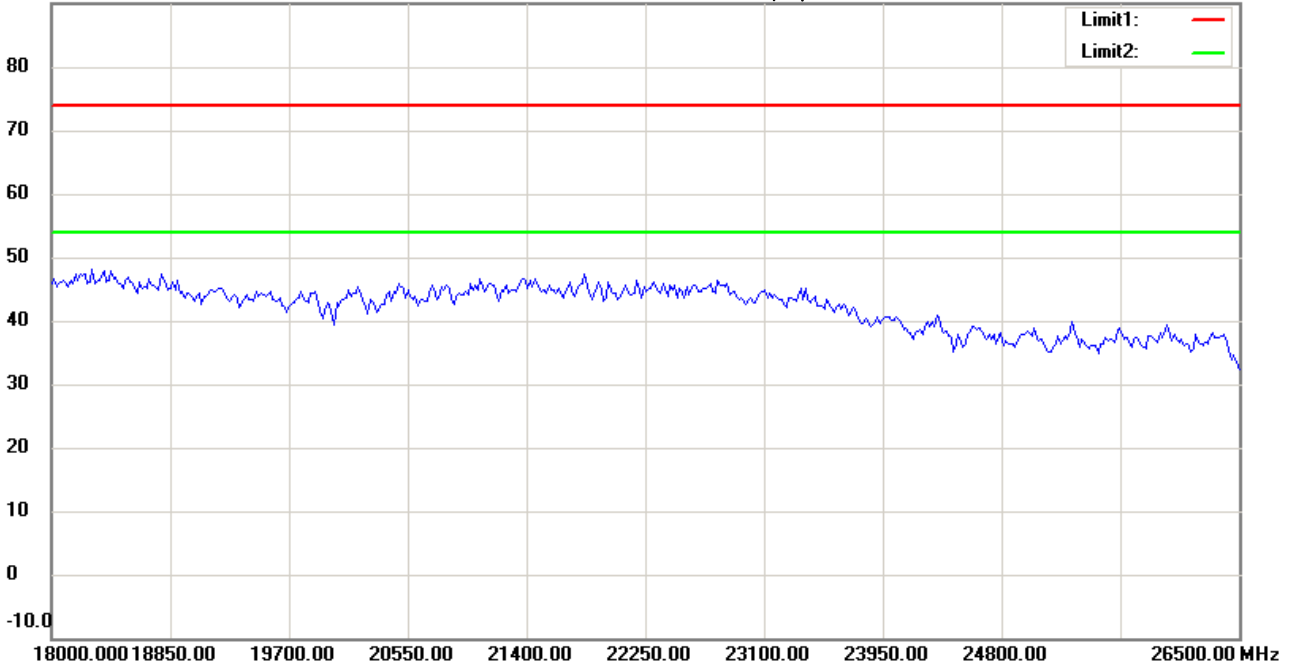
Date: 2015/3/13

Temperature:24 °C

90.0 dBuV/m

Time: 下午 07:22:17

Humidity:60 %



Site : Chamber

Condition : FCC_part 15 RE-Class C_Above 1GHz_PK

EUT : W6M21502-14830

M/N:

Test Mode : TX 802.11n 20M CH1

Note :

Polarization: *Horizontal*

Power : 120 Va.c.

Distance: 3m

Mk.	Frequency (MHz)	Reading (dBuV)	Detector	Corr. factor (dB/m)	Result (dBuV/m)	Limit (dBuV/m)	Ant.Pos (cm)	Tab.Pos (deg.)	Margin (dB)	Comment
-----	-----------------	----------------	----------	---------------------	-----------------	----------------	--------------	----------------	-------------	---------



Address:6F.,No.58,Ln 188,Ruey Kuang Rd,Neihu,Taipei
 Tel:+886-2-6606-8877
 Fax:+886-2-6606-8875

Radiated Emission Measurement

Operator: Roy

File :3

Data :#10

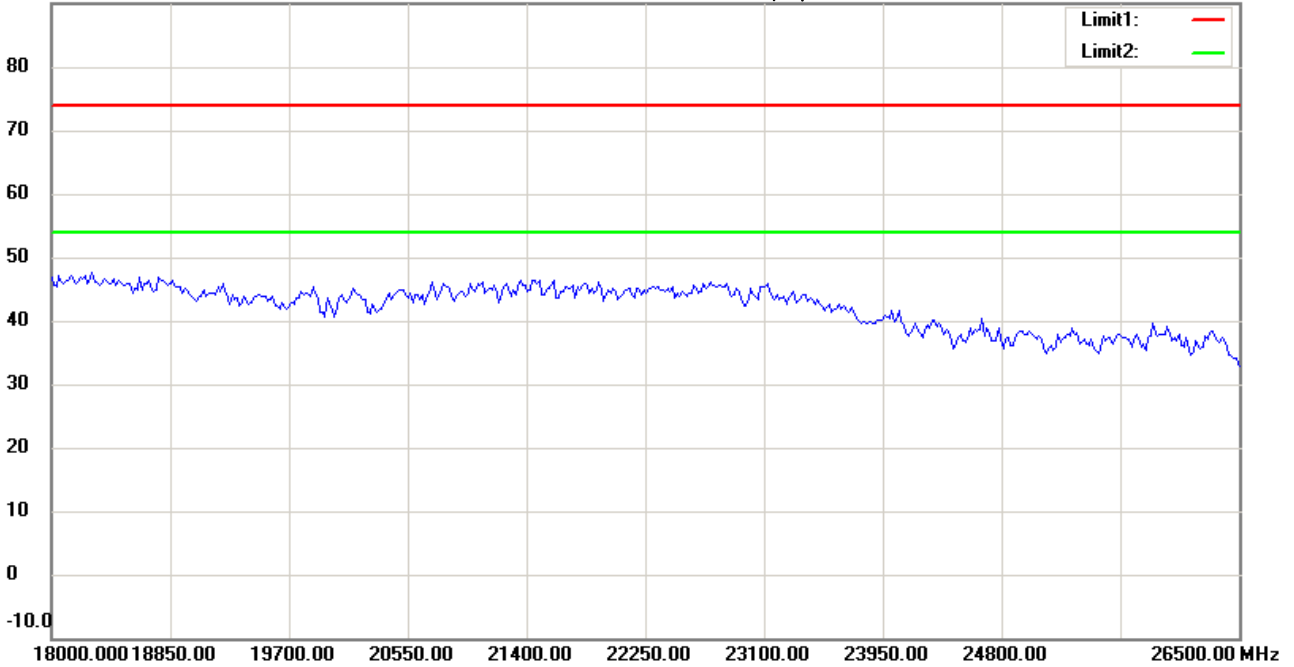
Date: 2015/3/13

Temperature:24 °C

90.0 dBuV/m

Time: 下午 07:25:41

Humidity:60 %



Site : Chamber

Condition : FCC_part 15 RE-Class C_Above 1GHz_PK

EUT : W6M21502-14830

M/N:

Test Mode : TX 802.11n 20M CH1

Note :

Polarization: *Vertical*

Power : 120 V.a.c.

Distance: 3m

Mk.	Frequency (MHz)	Reading (dBuV)	Detector	Corr. factor (dB/m)	Result (dBuV/m)	Limit (dBuV/m)	Ant.Pos (cm)	Tab.Pos (deg.)	Margin (dB)	Comment
-----	-----------------	----------------	----------	---------------------	-----------------	----------------	--------------	----------------	-------------	---------

*:Maximum data x:Over limit !:over margin



Radiated Emission Measurement

Operator: Leon

File :1

Data :#1

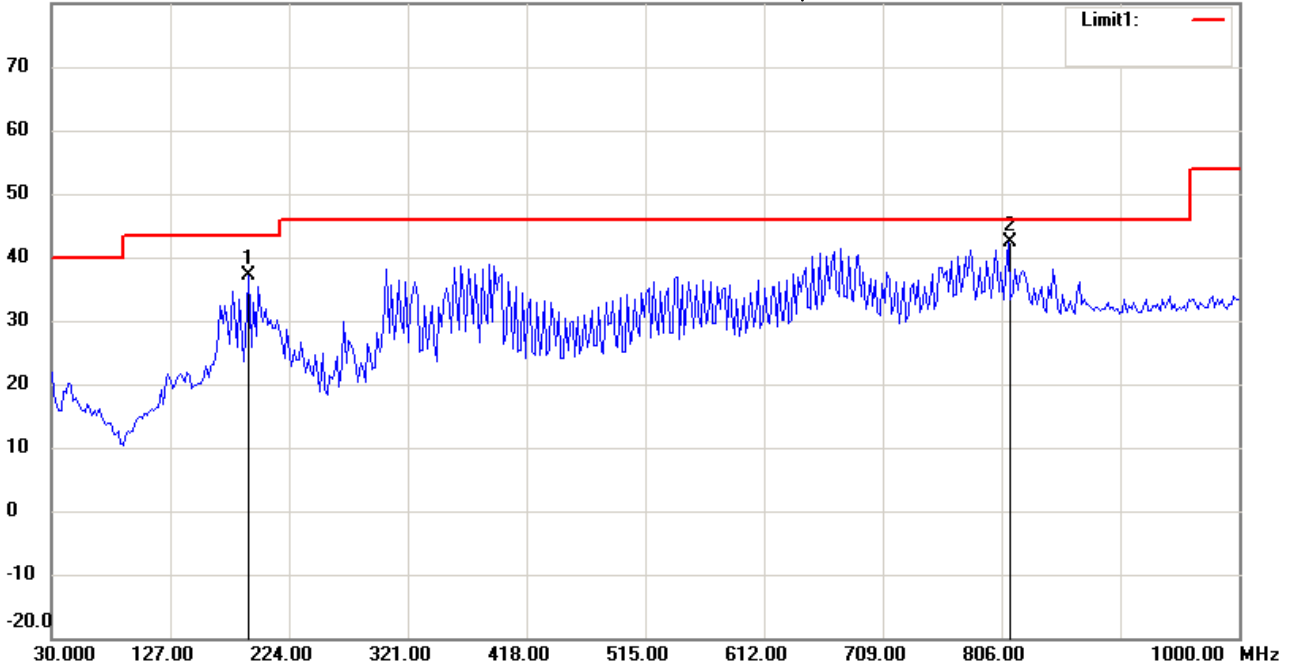
Date: 2015/3/13

Temperature:24 °C

80.0 dBuV/m

Time: 上午 08:28:56

Humidity:60 %



Site : Chamber

Condition : FCC_part 15 RE-Class C_30-1000MHz

Polarization: *Horizontal*

EUT : W6M21502-14830

Power : 120 V.a.c.

M/N:

Distance: 3m

Test Mode : TX 802.11n 20M CH6

Note :

Mk.	Frequency (MHz)	Reading (dBuV)	Detector	Corr. factor (dB/m)	Result (dBuV/m)	Limit (dBuV/m)	Ant.Pos (cm)	Tab.Pos (deg.)	Margin (dB)	Comment
	191.3427	24.44	peak	12.58	37.02	43.50	100	130	-6.48	
*	811.4430	15.52	peak	26.82	42.34	46.00	100	95	-3.66	



Radiated Emission Measurement

Operator: Leon

File :1

Data :#2

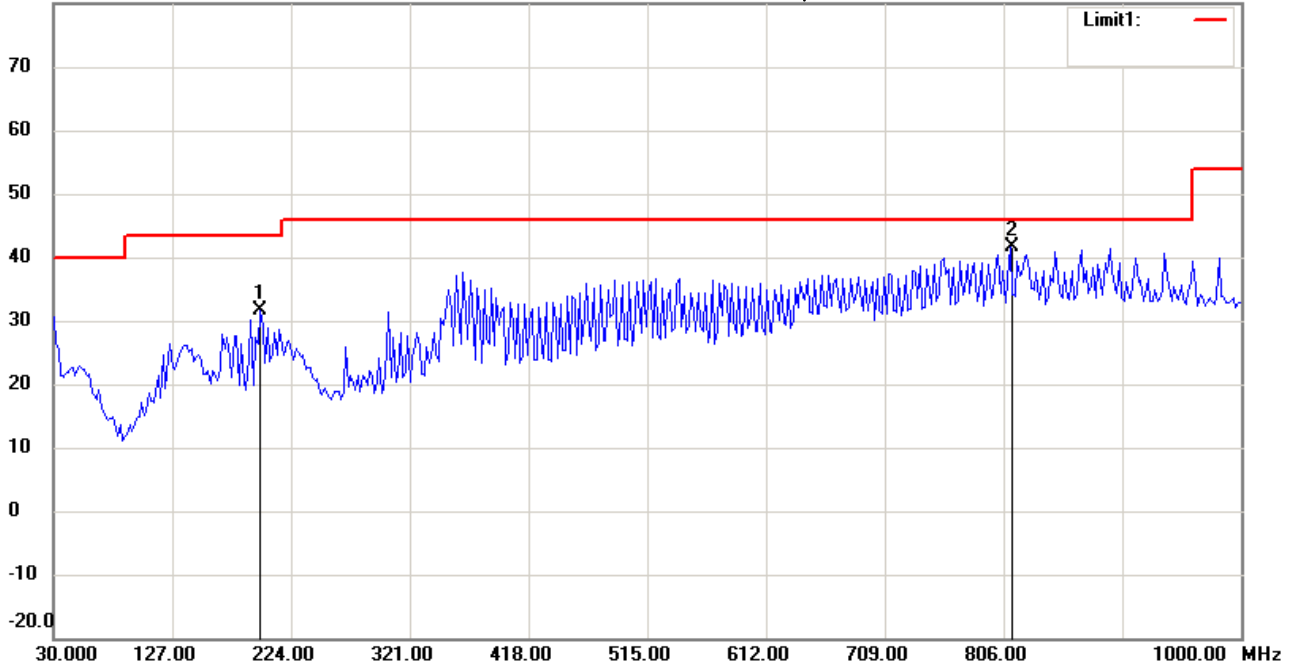
Date: 2015/3/13

Temperature:24 °C

80.0 dBuV/m

Time: 上午 08:29:41

Humidity:60 %



Site : Chamber

Condition : FCC_part 15 RE-Class C_30-1000MHz

Polarization: *Vertical*

EUT : W6M21502-14830

Power : 120 V.a.c.

M/N:

Distance: 3m

Test Mode : TX 802.11n 20M CH6

Note :

Mk.	Frequency (MHz)	Reading (dBuV)	Detector	Corr. factor (dB/m)	Result (dBuV/m)	Limit (dBuV/m)	Ant.Pos (cm)	Tab.Pos (deg.)	Margin (dB)	Comment
	199.1182	19.50	peak	12.15	31.65	43.50	100	120	-11.85	
*	811.4430	14.88	peak	26.82	41.70	46.00	100	185	-4.30	



Radiated Emission Measurement

Operator: Roy

File :3

Data :#1

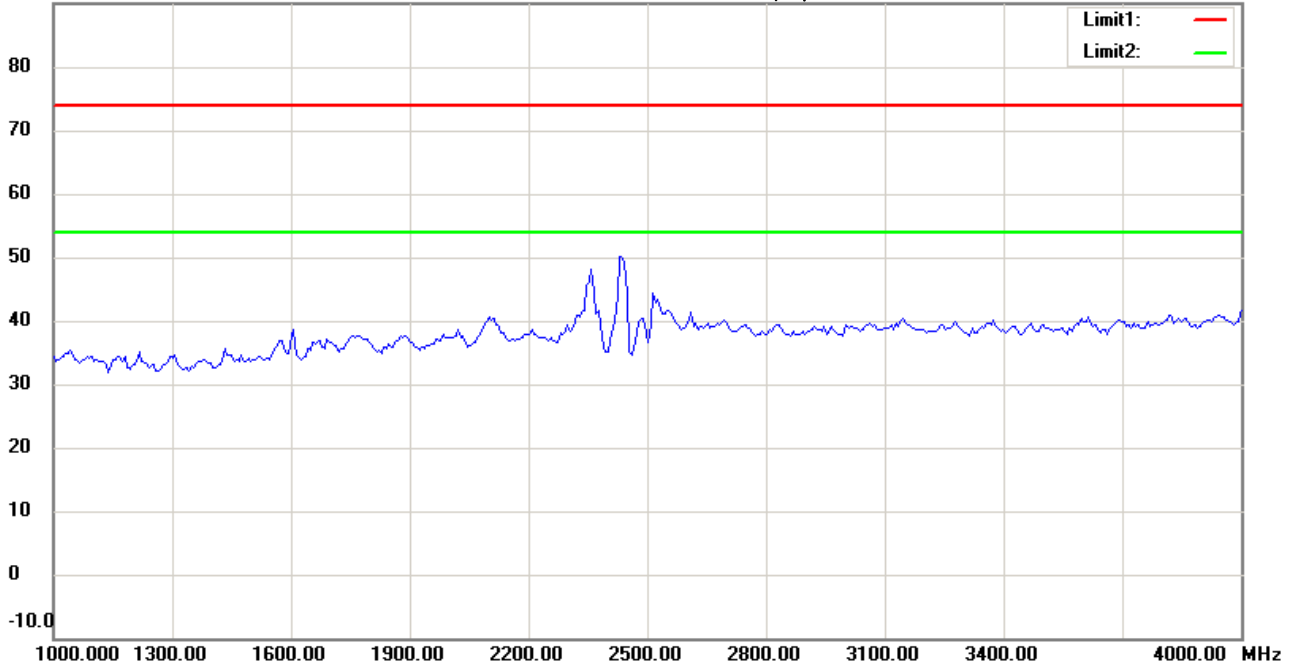
Date: 2015/3/13

Temperature:24 °C

90.0 dBuV/m

Time: 下午 07:28:57

Humidity:60 %



Site : Chamber

Condition : FCC_part 15 RE-Class C_Above 1GHz_PK

Polarization: *Horizontal*

EUT : W6M21502-14830

Power : 120 Va.c.

M/N:

Distance: 3m

Test Mode : TX 802.11n 20M CH6

Note :

Mk.	Frequency (MHz)	Reading (dBuV)	Detector	Corr. factor (dB/m)	Result (dBuV/m)	Limit (dBuV/m)	Ant.Pos (cm)	Tab.Pos (deg.)	Margin (dB)	Comment
-----	-----------------	----------------	----------	---------------------	-----------------	----------------	--------------	----------------	-------------	---------



Radiated Emission Measurement

Operator: Roy

File :3

Data :#6

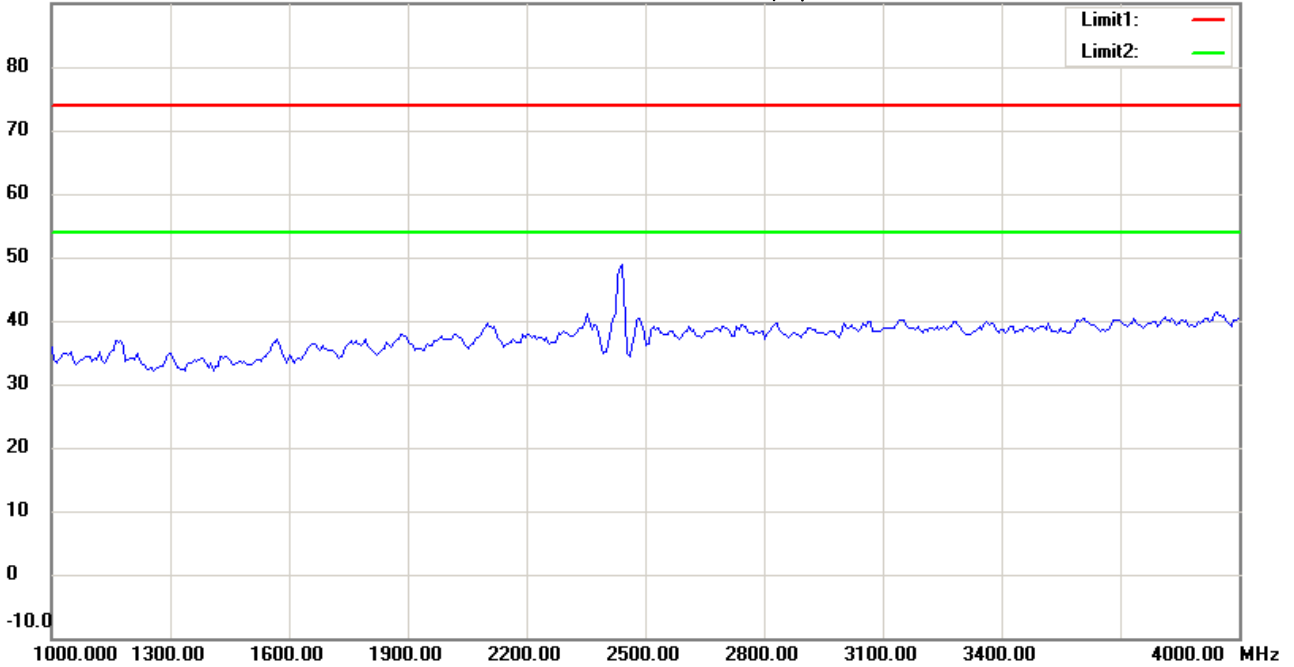
Date: 2015/3/13

Temperature:24 °C

90.0 dBuV/m

Time: 下午 07:31:42

Humidity:60 %



Site : Chamber

Condition : FCC_part 15 RE-Class C_Above 1GHz_PK

EUT : W6M21502-14830

M/N:

Test Mode : TX 802.11n 20M CH6

Note :

Polarization: *Vertical*

Power : 120 V.a.c.

Distance: 3m

Mk.	Frequency (MHz)	Reading (dBuV)	Detector	Corr. factor (dB/m)	Result (dBuV/m)	Limit (dBuV/m)	Ant.Pos (cm)	Tab.Pos (deg.)	Margin (dB)	Comment
-----	-----------------	----------------	----------	---------------------	-----------------	----------------	--------------	----------------	-------------	---------



Radiated Emission Measurement

Operator: Roy

File :3

Data :#2

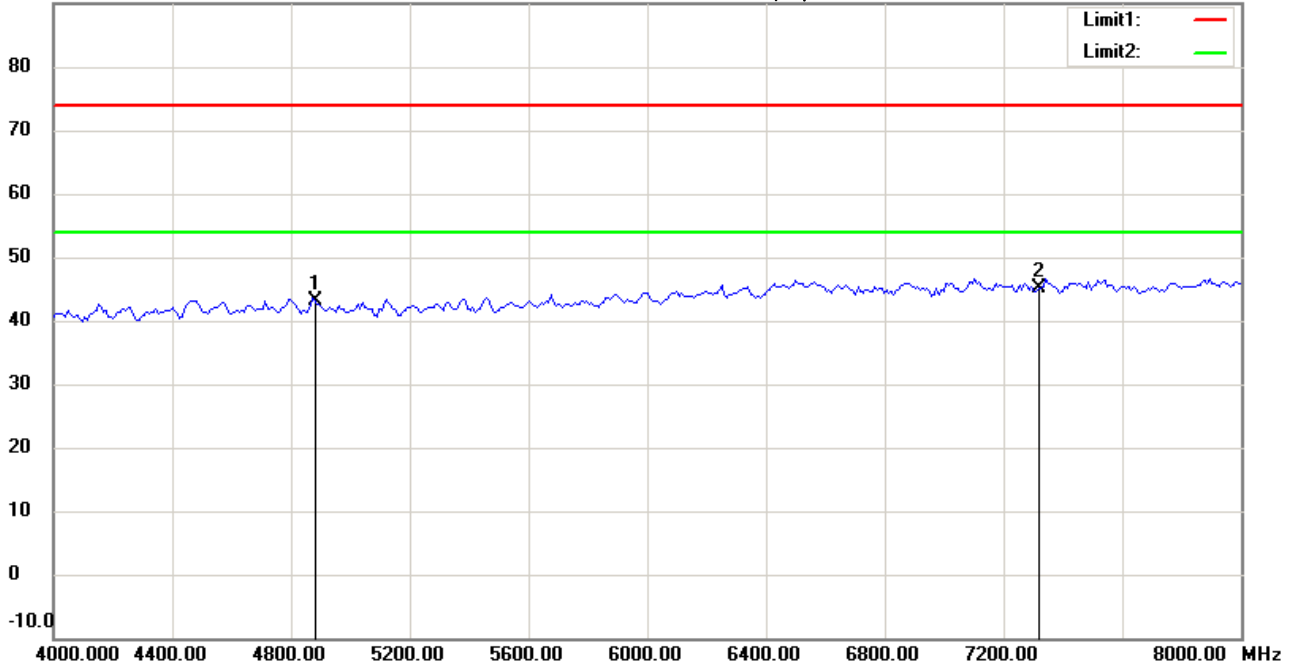
Date: 2015/3/13

Temperature:24 °C

90.0 dBuV/m

Time: 下午 07:29:42

Humidity:60 %



Site : Chamber

Condition : FCC_part 15 RE-Class C_Above 1GHz_PK

EUT : W6M21502-14830

M/N:

Test Mode : TX 802.11n 20M CH6

Note :

Polarization: *Horizontal*

Power : 120 V.a.c.

Distance: 3m

Mk.	Frequency (MHz)	Reading (dBuV)	Detector	Corr. factor (dB/m)	Result (dBuV/m)	Limit (dBuV/m)	Ant.Pos (cm)	Tab.Pos (deg.)	Margin (dB)	Comment
	4874.000	42.32	peak	0.73	43.05	74.00	100	140	-30.95	
*	7311.000	40.73	peak	4.39	45.12	74.00	100	55	-28.88	



Radiated Emission Measurement

Operator: Roy

File :3

Data :#7

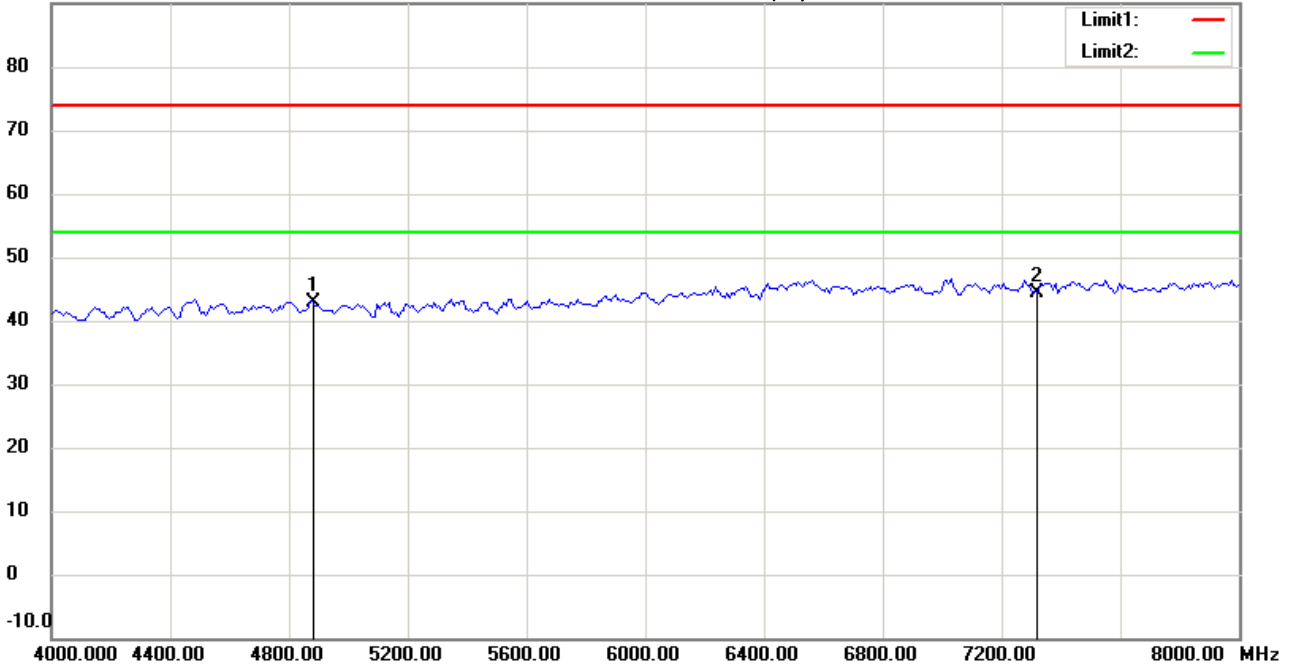
Date: 2015/3/13

Temperature:24 °C

90.0 dBuV/m

Time: 下午 07:32:27

Humidity:60 %



Site : Chamber

Condition : FCC_part 15 RE-Class C_Above 1GHz_PK

EUT : W6M21502-14830

M/N:

Test Mode : TX 802.11n 20M CH6

Note :

Polarization: **Vertical**

Power : 120 V.a.c.

Distance: 3m

Mk.	Frequency (MHz)	Reading (dBuV)	Detector	Corr. factor (dB/m)	Result (dBuV/m)	Limit (dBuV/m)	Ant.Pos (cm)	Tab.Pos (deg.)	Margin (dB)	Comment
	4874.000	42.03	peak	0.73	42.76	74.00	100	185	-31.24	
*	7311.000	39.87	peak	4.39	44.26	74.00	100	130	-29.74	



Radiated Emission Measurement

Operator: Roy

File :3

Data :#3

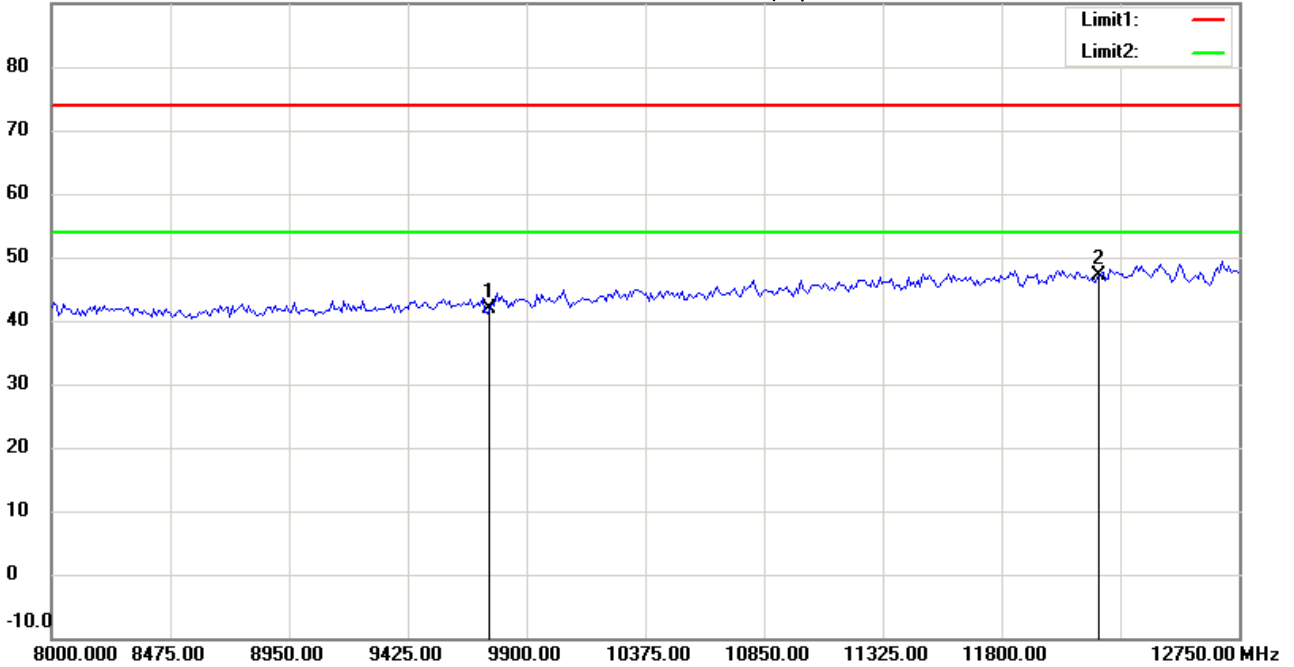
Date: 2015/3/13

Temperature:24 °C

90.0 dBuV/m

Time: 下午 07:30:34

Humidity:60 %



Site : Chamber

Condition : FCC_part 15 RE-Class C_Above 1GHz_PK

Polarization: *Horizontal*

EUT : W6M21502-14830

Power : 120 V.a.c.

M/N:

Distance: 3m

Test Mode : TX 802.11n 20M CH6

Note :

Mk.	Frequency (MHz)	Reading (dBuV)	Detector	Corr. factor (dB/m)	Result (dBuV/m)	Limit (dBuV/m)	Ant.Pos (cm)	Tab.Pos (deg.)	Margin (dB)	Comment
	9748.000	34.22	peak	7.58	41.80	74.00	100	215	-32.20	
*	12185.000	33.34	peak	13.77	47.11	74.00	100	80	-26.89	



Radiated Emission Measurement

Operator: Roy

File :3

Data :#8

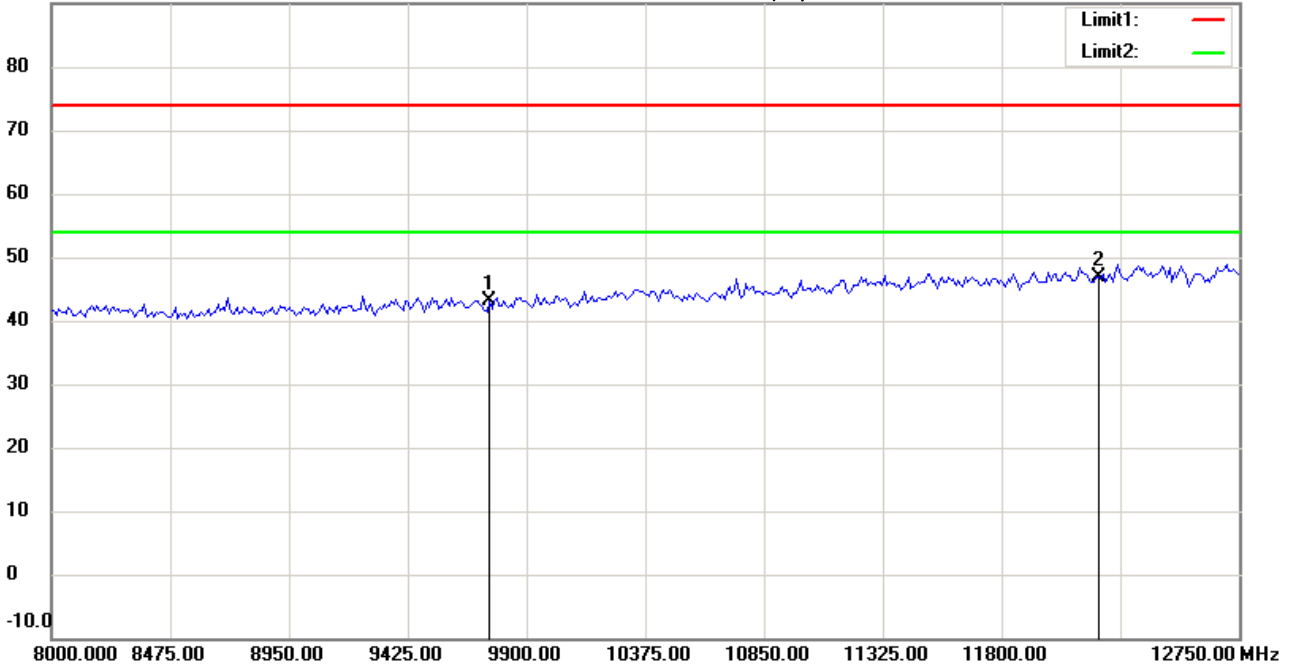
Date: 2015/3/13

Temperature:24 °C

90.0 dBuV/m

Time: 下午 07:33:12

Humidity:60 %



Site : Chamber

Condition : FCC_part 15 RE-Class C_Above 1GHz_PK

Polarization: *Vertical*

EUT : W6M21502-14830

Power : 120 V.a.c.

M/N:

Distance: 3m

Test Mode : TX 802.11n 20M CH6

Note :

Mk.	Frequency (MHz)	Reading (dBuV)	Detector	Corr. factor (dB/m)	Result (dBuV/m)	Limit (dBuV/m)	Ant.Pos (cm)	Tab.Pos (deg.)	Margin (dB)	Comment
	9748.000	35.45	peak	7.58	43.03	74.00	100	220	-30.97	
*	12185.000	33.12	peak	13.77	46.89	74.00	100	65	-27.11	



Radiated Emission Measurement

Operator: Roy

File :3

Data :#4

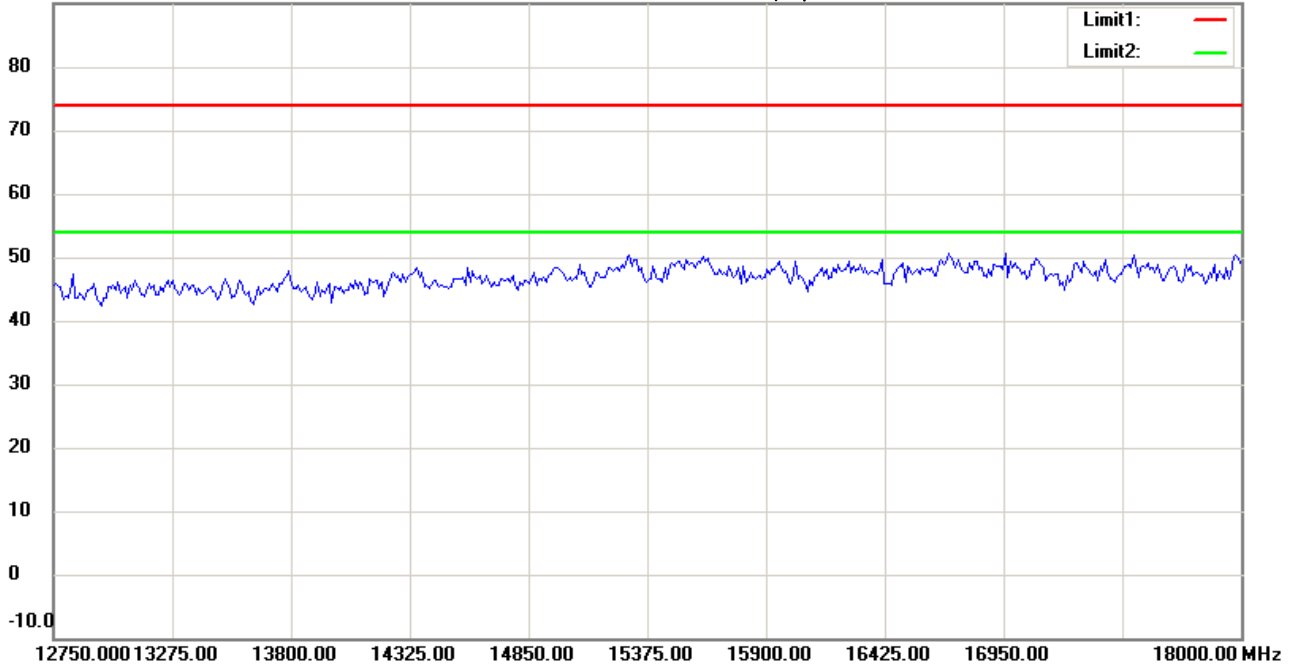
Date: 2015/3/13

Temperature:24 °C

90.0 dBuV/m

Time: 下午 07:30:47

Humidity:60 %



Site : Chamber

Condition : FCC_part 15 RE-Class C_Above 1GHz_PK

EUT : W6M21502-14830

M/N:

Test Mode : TX 802.11n 20M CH6

Note :

Polarization: *Horizontal*

Power : 120 Va.c.

Distance: 3m

Mk.	Frequency (MHz)	Reading (dBuV)	Detector	Corr. factor (dB/m)	Result (dBuV/m)	Limit (dBuV/m)	Ant.Pos (cm)	Tab.Pos (deg.)	Margin (dB)	Comment
-----	-----------------	----------------	----------	---------------------	-----------------	----------------	--------------	----------------	-------------	---------



Radiated Emission Measurement

Operator: Roy

File :3

Data :#9

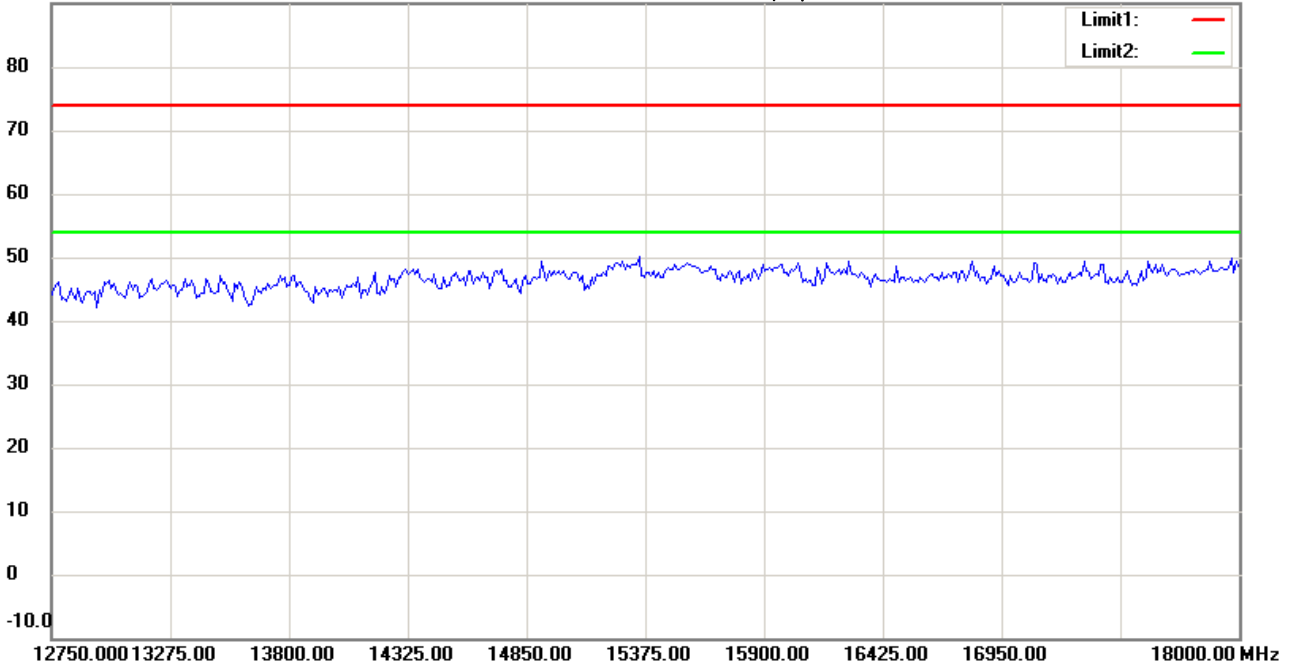
Date: 2015/3/13

Temperature:24 °C

90.0 dBuV/m

Time: 下午 07:33:25

Humidity:60 %



Site : Chamber

Condition : FCC_part 15 RE-Class C_Above 1GHz_PK

Polarization: *Vertical*

EUT : W6M21502-14830

Power : 120 Va.c.

M/N:

Distance: 3m

Test Mode : TX 802.11n 20M CH6

Note :

Mk.	Frequency (MHz)	Reading (dBuV)	Detector	Corr. factor (dB/m)	Result (dBuV/m)	Limit (dBuV/m)	Ant.Pos (cm)	Tab.Pos (deg.)	Margin (dB)	Comment
-----	-----------------	----------------	----------	---------------------	-----------------	----------------	--------------	----------------	-------------	---------



Radiated Emission Measurement

Operator: Roy

File :3

Data :#5

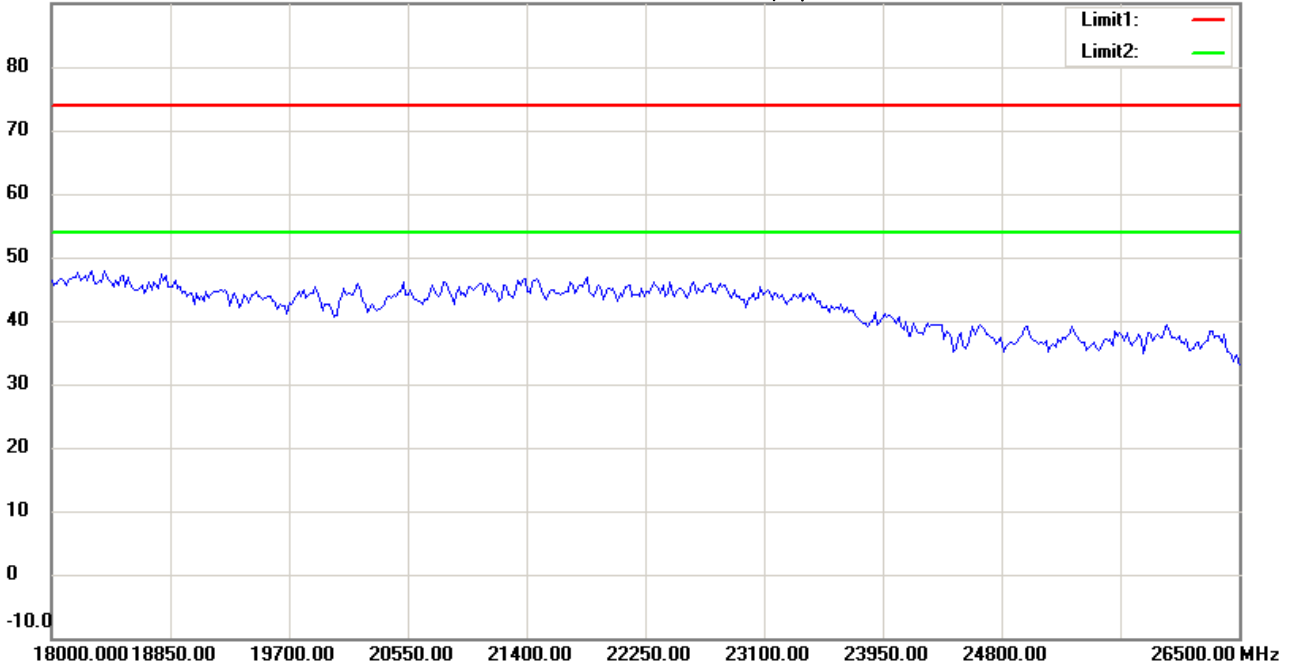
Date: 2015/3/13

Temperature:24 °C

90.0 dBuV/m

Time: 下午 07:30:57

Humidity:60 %



Site : Chamber

Condition : FCC_part 15 RE-Class C_Above 1GHz_PK

EUT : W6M21502-14830

M/N:

Test Mode : TX 802.11n 20M CH6

Note :

Polarization: *Horizontal*

Power : 120 Va.c.

Distance: 3m

Mk.	Frequency (MHz)	Reading (dBuV)	Detector	Corr. factor (dB/m)	Result (dBuV/m)	Limit (dBuV/m)	Ant.Pos (cm)	Tab.Pos (deg.)	Margin (dB)	Comment
-----	-----------------	----------------	----------	---------------------	-----------------	----------------	--------------	----------------	-------------	---------



Radiated Emission Measurement

Operator: Roy

File :3

Data :#10

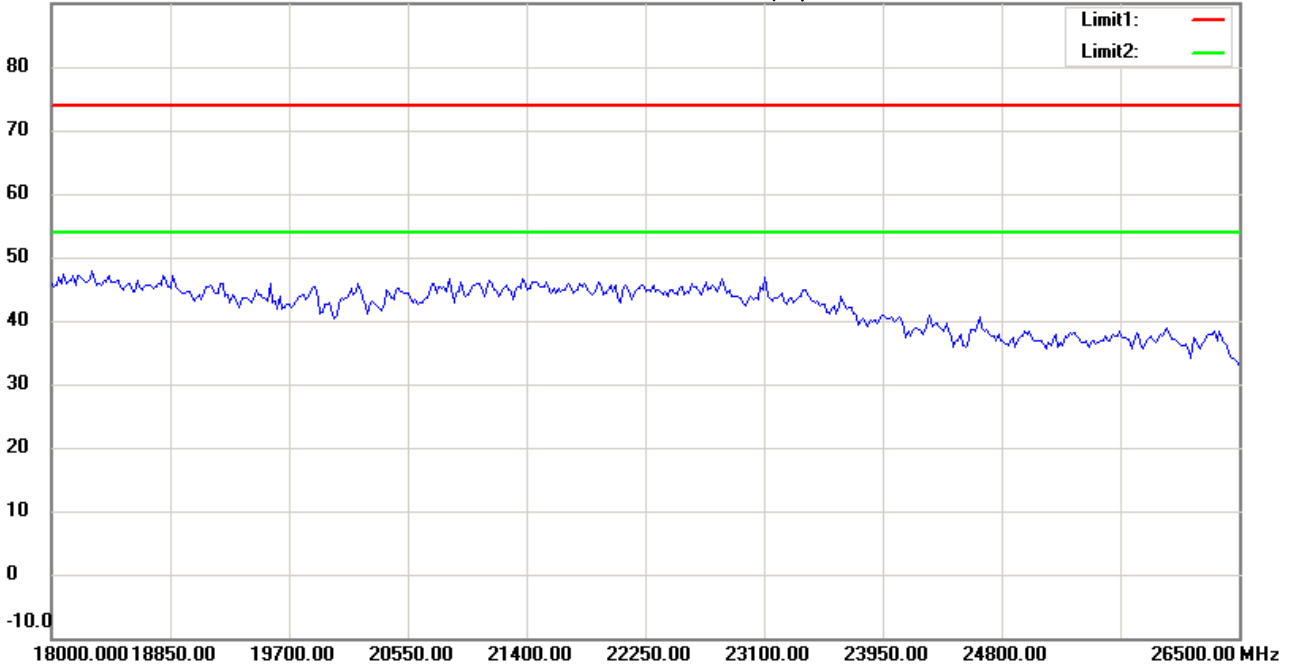
Date: 2015/3/13

Temperature:24 °C

90.0 dBuV/m

Time: 下午 07:33:35

Humidity:60 %



Site : Chamber

Condition : FCC_part 15 RE-Class C_Above 1GHz_PK

EUT : W6M21502-14830

M/N:

Test Mode : TX 802.11n 20M CH6

Note :

Polarization: *Vertical*

Power : 120 V.a.c.

Distance: 3m

Mk.	Frequency (MHz)	Reading (dBuV)	Detector	Corr. factor (dB/m)	Result (dBuV/m)	Limit (dBuV/m)	Ant.Pos (cm)	Tab.Pos (deg.)	Margin (dB)	Comment
-----	-----------------	----------------	----------	---------------------	-----------------	----------------	--------------	----------------	-------------	---------



Radiated Emission Measurement

Operator: Leon

File :1

Data :#1

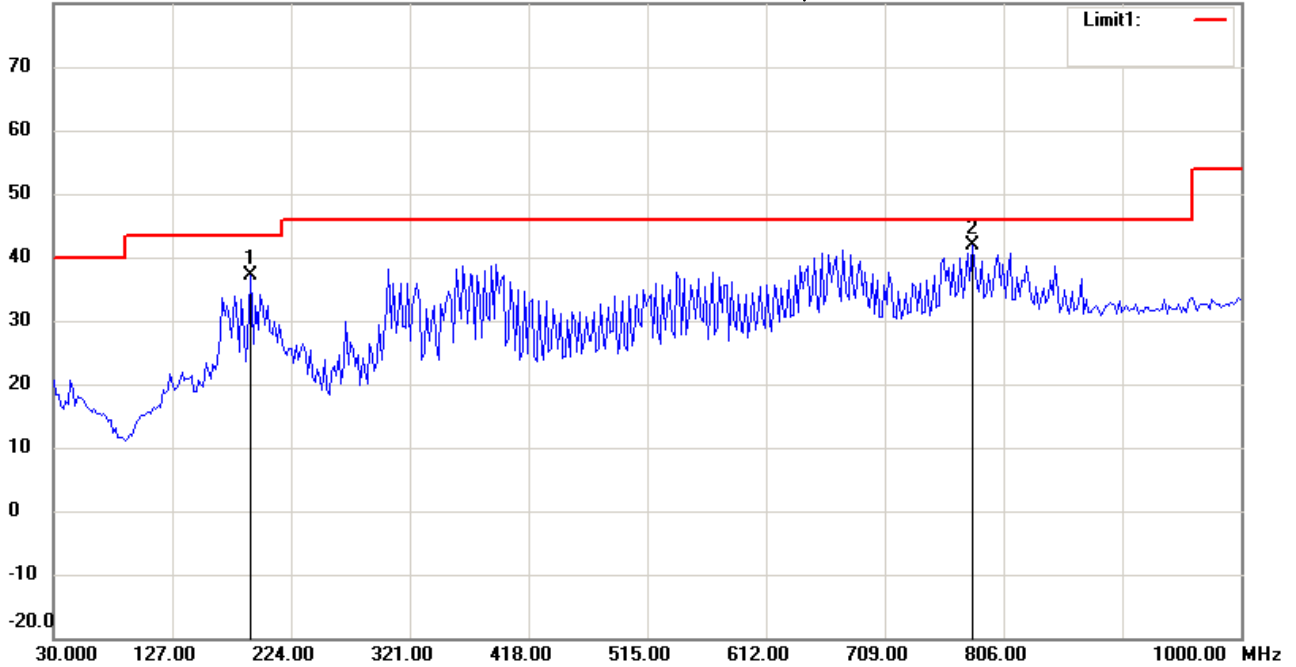
Date: 2015/3/13

Temperature:24 °C

80.0 dBuV/m

Time: 上午 08:33:19

Humidity:60 %



Site : Chamber

Condition : FCC_part 15 RE-Class C_30-1000MHz

Polarization: *Horizontal*

EUT : W6M21502-14830

Power : 120 Va.c.

M/N:

Distance: 3m

Test Mode : TX 802.11n 20M CH11

Note :

Mk.	Frequency (MHz)	Reading (dBuV)	Detector	Corr. factor (dB/m)	Result (dBuV/m)	Limit (dBuV/m)	Ant.Pos (cm)	Tab.Pos (deg.)	Margin (dB)	Comment
	191.3427	24.67	peak	12.58	37.25	43.50	100	175	-6.25	
*	780.3407	15.49	peak	26.34	41.83	46.00	100	210	-4.17	



Radiated Emission Measurement

Operator: Leon

File :1

Data :#2

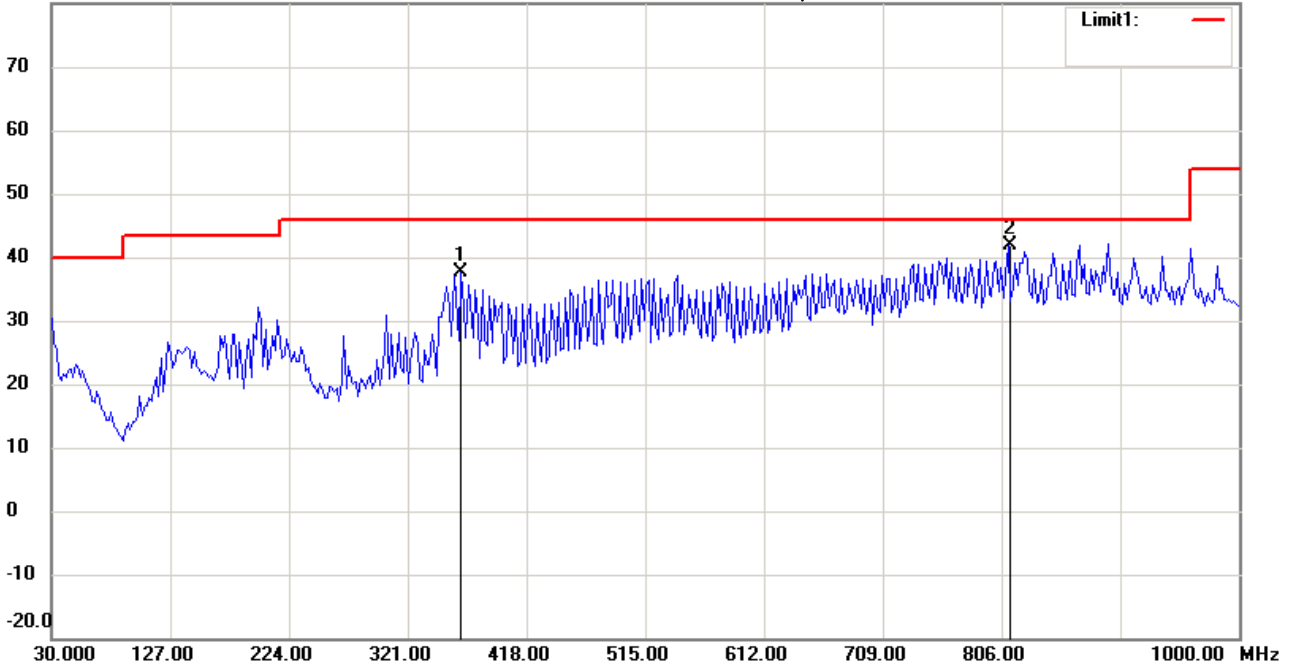
Date: 2015/3/13

Temperature:24 °C

80.0 dBuV/m

Time: 上午 08:34:04

Humidity:60 %



Site : Chamber

Condition : FCC_part 15 RE-Class C_30-1000MHz

Polarization: *Vertical*

EUT : W6M21502-14830

Power : 120 V.a.c.

M/N:

Distance: 3m

Test Mode : TX 802.11n 20M CH11

Note :

Mk.	Frequency (MHz)	Reading (dBuV)	Detector	Corr. factor (dB/m)	Result (dBuV/m)	Limit (dBuV/m)	Ant.Pos (cm)	Tab.Pos (deg.)	Margin (dB)	Comment
	364.3487	19.91	peak	17.73	37.64	46.00	100	90	-8.36	
*	811.4430	15.18	peak	26.82	42.00	46.00	100	135	-4.00	



Address:6F.,No.58,Ln 188,Ruey Kuang Rd,Neihu,Taipei
 Tel:+886-2-6606-8877
 Fax:+886-2-6606-8875

Radiated Emission Measurement

Operator: Roy

File :3

Data :#1

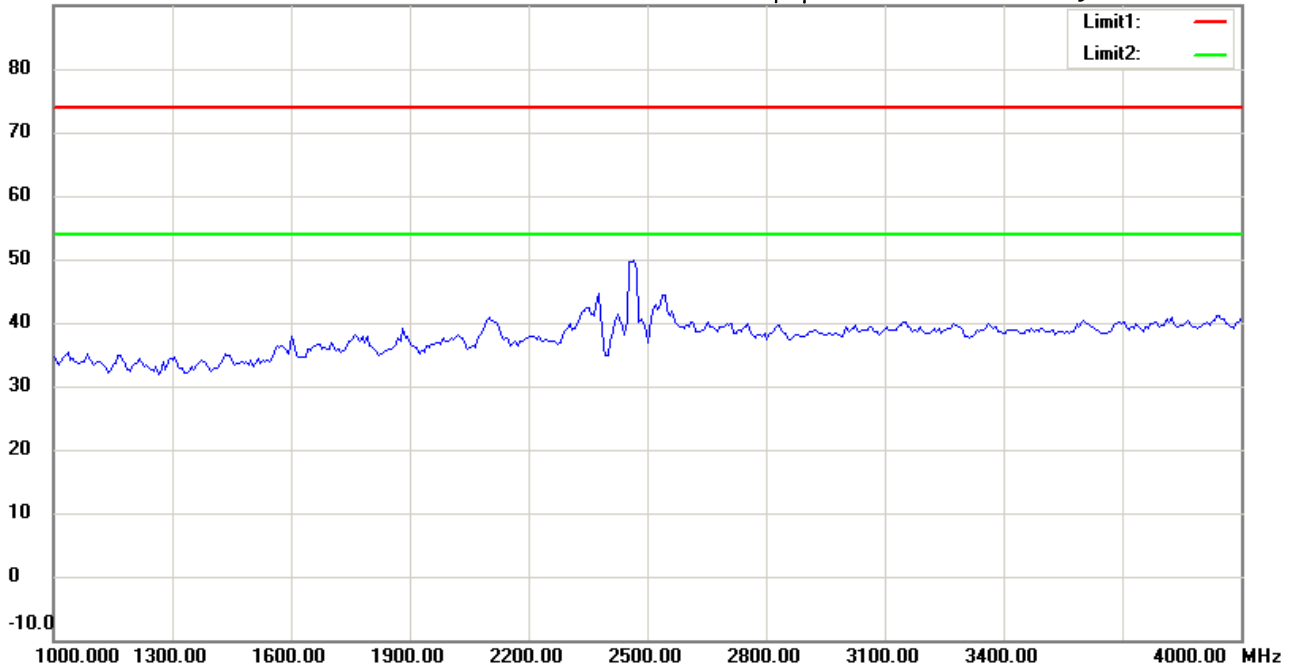
Date: 2015/3/13

Temperature:24 °C

90.0 dBuV/m

Time: 下午 07:36:56

Humidity:60 %



Site : Chamber

Condition : FCC_part 15 RE-Class C_Above 1GHz_PK

EUT : W6M21502-14830

M/N:

Test Mode : TX 802.11n 20M CH11

Note :

Polarization: *Horizontal*

Power : 120 Va.c.

Distance: 3m

Mk.	Frequency (MHz)	Reading (dBuV)	Detector	Corr. factor (dB/m)	Result (dBuV/m)	Limit (dBuV/m)	Ant.Pos (cm)	Tab.Pos (deg.)	Margin (dB)	Comment
-----	-----------------	----------------	----------	---------------------	-----------------	----------------	--------------	----------------	-------------	---------

*:Maximum data x:Over limit !:over margin



Radiated Emission Measurement

Operator: Roy

File :3

Data :#6

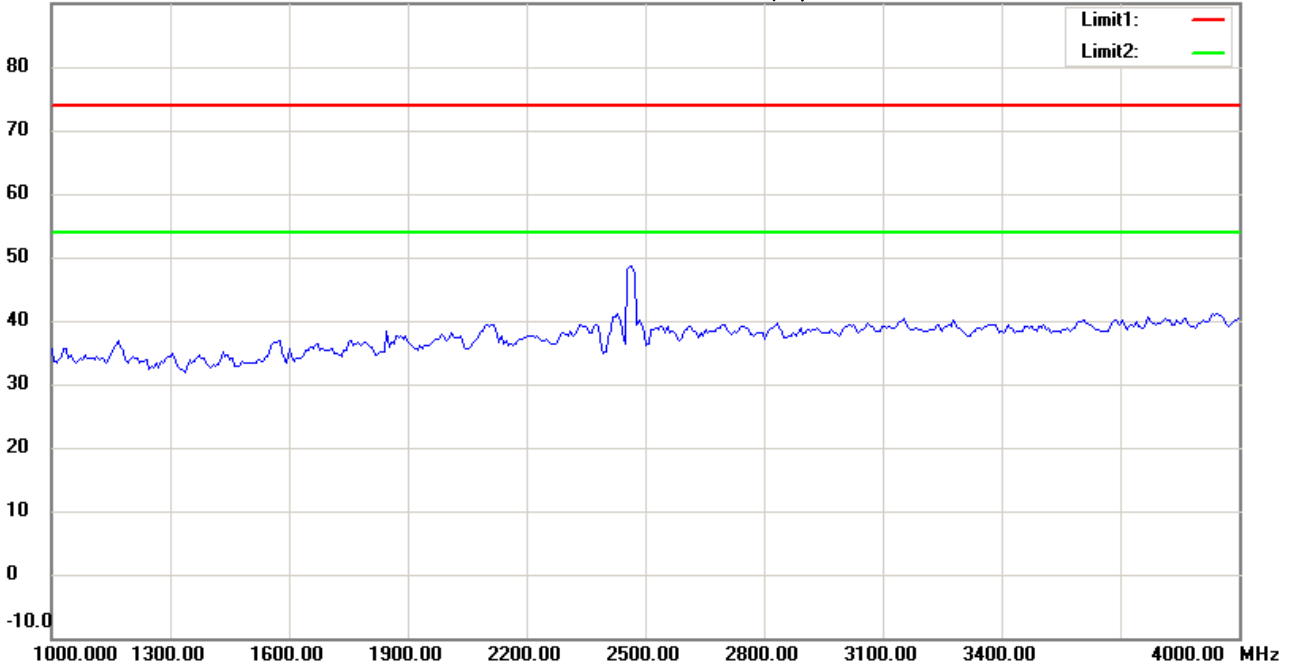
Date: 2015/3/13

Temperature:24 °C

90.0 dBuV/m

Time: 下午 07:39:40

Humidity:60 %



Site : Chamber

Condition : FCC_part 15 RE-Class C_Above 1GHz_PK

EUT : W6M21502-14830

M/N:

Test Mode : TX 802.11n 20M CH11

Note :

Polarization: *Vertical*

Power : 120 Va.c.

Distance: 3m

Mk.	Frequency (MHz)	Reading (dBuV)	Detector	Corr. factor (dB/m)	Result (dBuV/m)	Limit (dBuV/m)	Ant.Pos (cm)	Tab.Pos (deg.)	Margin (dB)	Comment
-----	-----------------	----------------	----------	---------------------	-----------------	----------------	--------------	----------------	-------------	---------



Radiated Emission Measurement

Operator: Roy

File :3

Data :#2

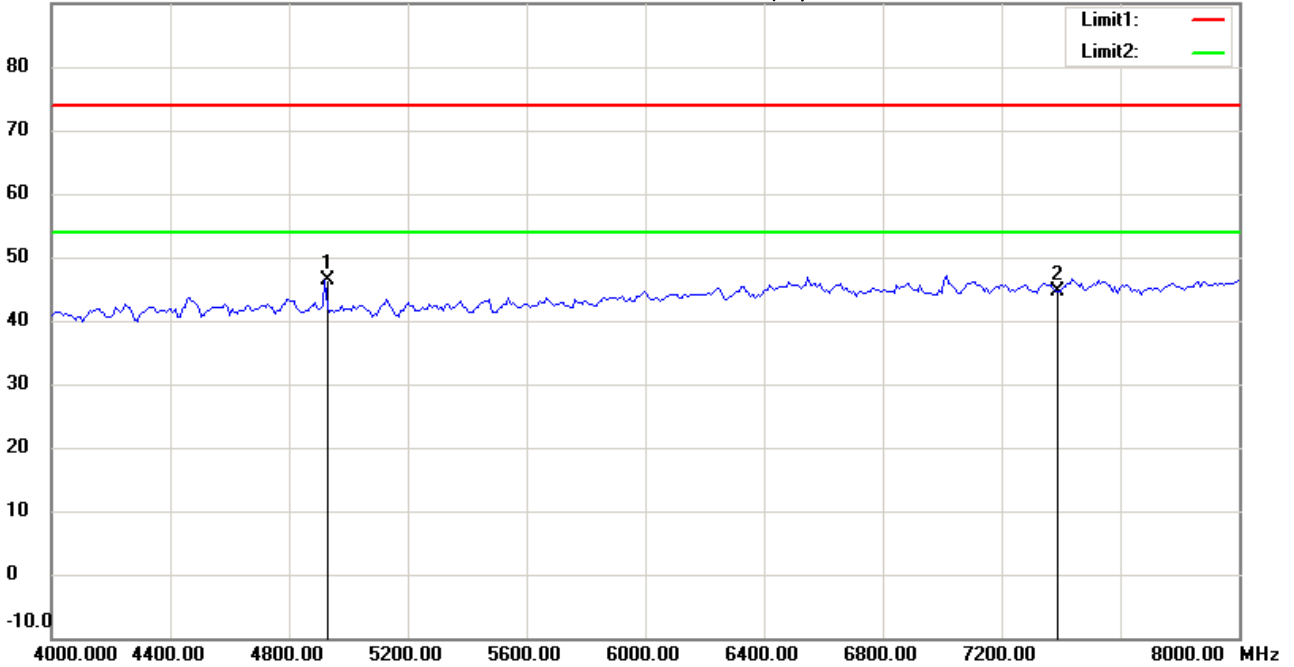
Date: 2015/3/13

Temperature:24 °C

90.0 dBuV/m

Time: 下午 07:37:41

Humidity:60 %



Site : Chamber

Condition : FCC_part 15 RE-Class C_Above 1GHz_PK

Polarization: *Horizontal*

EUT : W6M21502-14830

Power : 120 V.a.c.

M/N:

Distance: 3m

Test Mode : TX 802.11n 20M CH11

Note :

Mk.	Frequency (MHz)	Reading (dBuV)	Detector	Corr. factor (dB/m)	Result (dBuV/m)	Limit (dBuV/m)	Ant.Pos (cm)	Tab.Pos (deg.)	Margin (dB)	Comment
*	4921.844	45.54	peak	0.80	46.34	74.00	100	75	-27.66	
	7386.000	39.86	peak	4.71	44.57	74.00	100	145	-29.43	



Radiated Emission Measurement

Operator: Roy

File :3

Data :#7

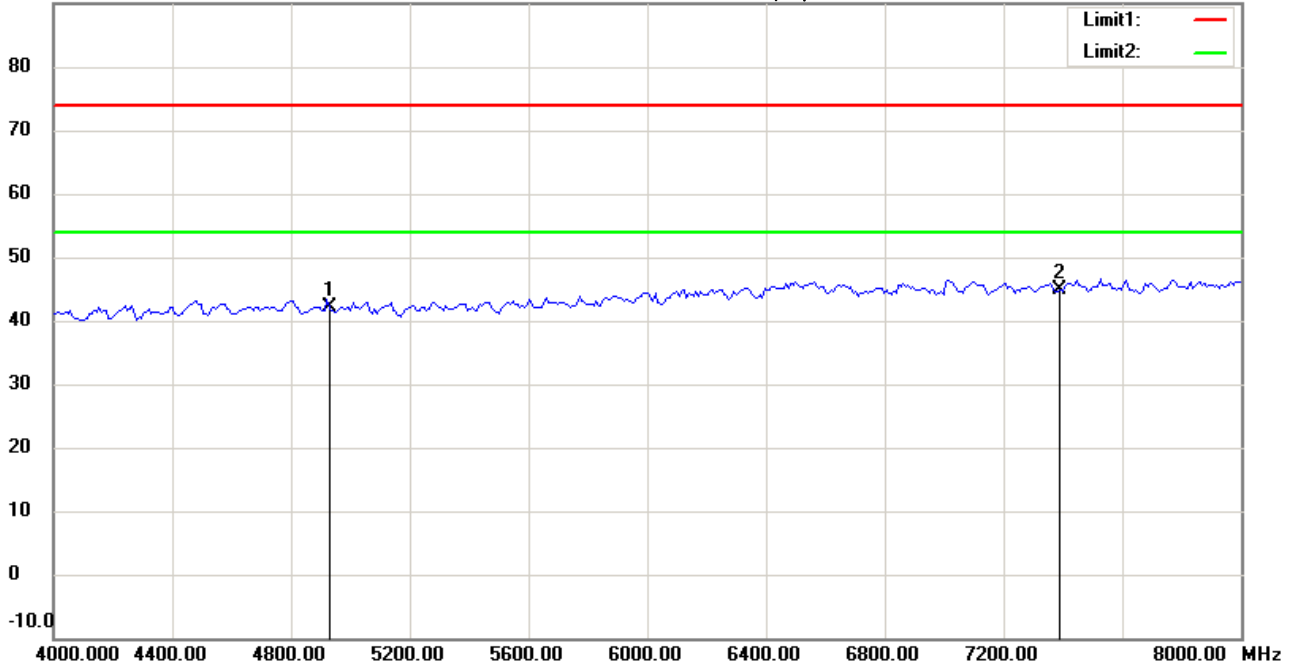
Date: 2015/3/13

Temperature:24 °C

90.0 dBuV/m

Time: 下午 07:40:26

Humidity:60 %



Site : Chamber

Condition : FCC_part 15 RE-Class C_Above 1GHz_PK

EUT : W6M21502-14830

M/N:

Test Mode : TX 802.11n 20M CH11

Note :

Polarization: *Vertical*

Power : 120 V.a.c.

Distance: 3m

Mk.	Frequency (MHz)	Reading (dBuV)	Detector	Corr. factor (dB/m)	Result (dBuV/m)	Limit (dBuV/m)	Ant.Pos (cm)	Tab.Pos (deg.)	Margin (dB)	Comment
	4924.000	41.33	peak	0.81	42.14	74.00	100	265	-31.86	
*	7386.000	40.17	peak	4.71	44.88	74.00	100	170	-29.12	



Radiated Emission Measurement

Operator: Roy

File :3

Data :#3

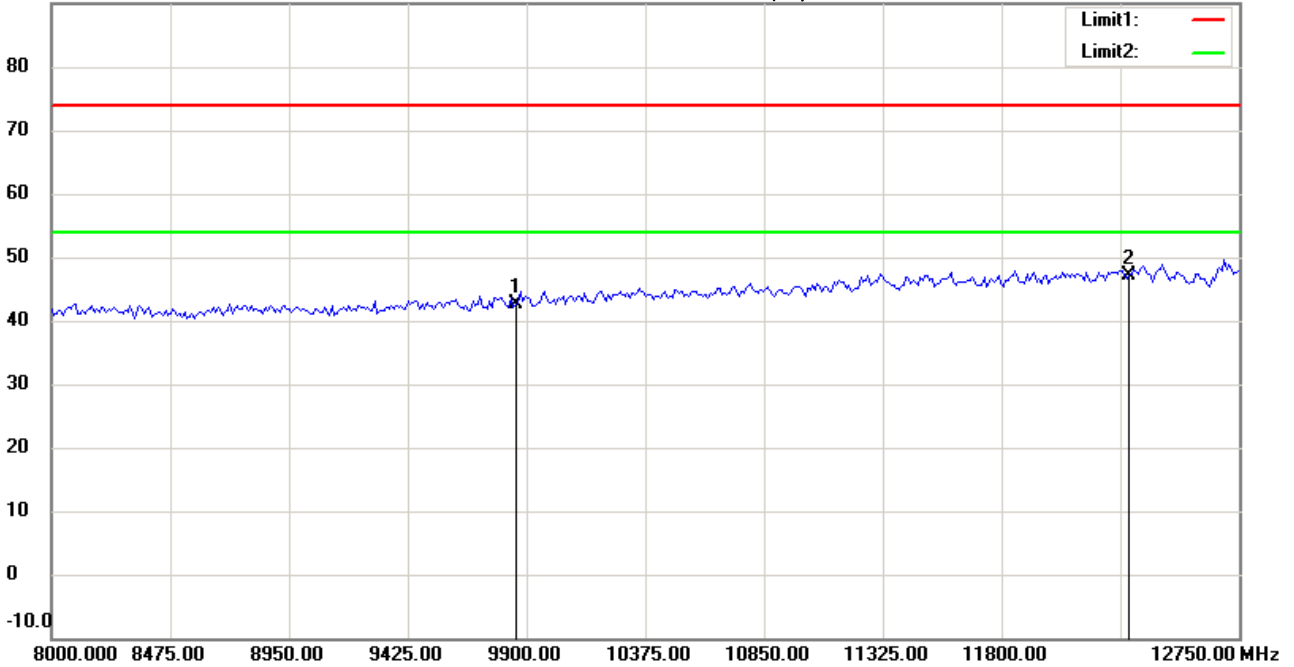
Date: 2015/3/13

Temperature:24 °C

90.0 dBuV/m

Time: 下午 07:38:32

Humidity:60 %



Site : Chamber

Condition : FCC_part 15 RE-Class C_Above 1GHz_PK

Polarization: *Horizontal*

EUT : W6M21502-14830

Power : 120 V.a.c.

M/N:

Distance: 3m

Test Mode : TX 802.11n 20M CH11

Note :

Mk.	Frequency (MHz)	Reading (dBuV)	Detector	Corr. factor (dB/m)	Result (dBuV/m)	Limit (dBuV/m)	Ant.Pos (cm)	Tab.Pos (deg.)	Margin (dB)	Comment
	9848.000	34.73	peak	7.96	42.69	74.00	100	240	-31.31	
*	12310.000	33.62	peak	13.60	47.22	74.00	100	305	-26.78	



Radiated Emission Measurement

Operator: Roy

File :3

Data :#8

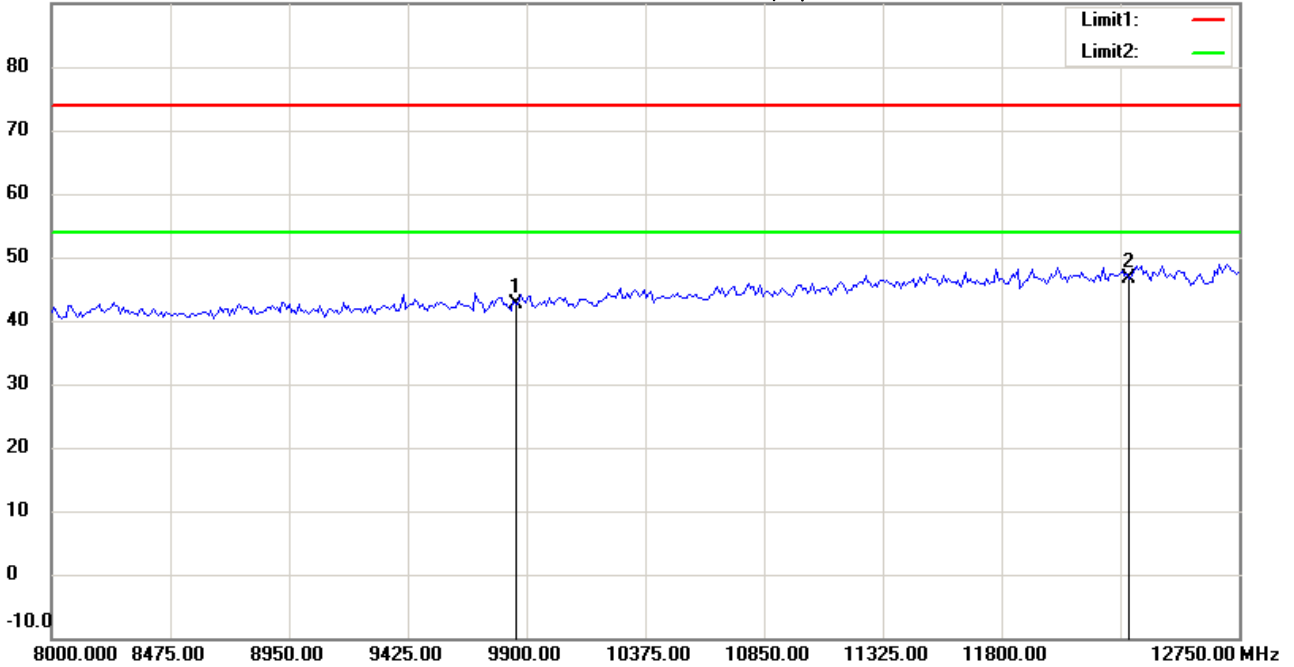
Date: 2015/3/13

Temperature:24 °C

90.0 dBuV/m

Time: 下午 07:41:10

Humidity:60 %



Site : Chamber

Condition : FCC_part 15 RE-Class C_Above 1GHz_PK

Polarization: *Vertical*

EUT : W6M21502-14830

Power : 120 Va.c.

M/N:

Distance: 3m

Test Mode : TX 802.11n 20M CH11

Note :

Mk.	Frequency (MHz)	Reading (dBuV)	Detector	Corr. factor (dB/m)	Result (dBuV/m)	Limit (dBuV/m)	Ant.Pos (cm)	Tab.Pos (deg.)	Margin (dB)	Comment
	9848.000	34.74	peak	7.96	42.70	74.00	100	100	-31.30	
*	12310.000	33.07	peak	13.60	46.67	74.00	100	35	-27.33	



Radiated Emission Measurement

Operator: Roy

File :3

Data :#4

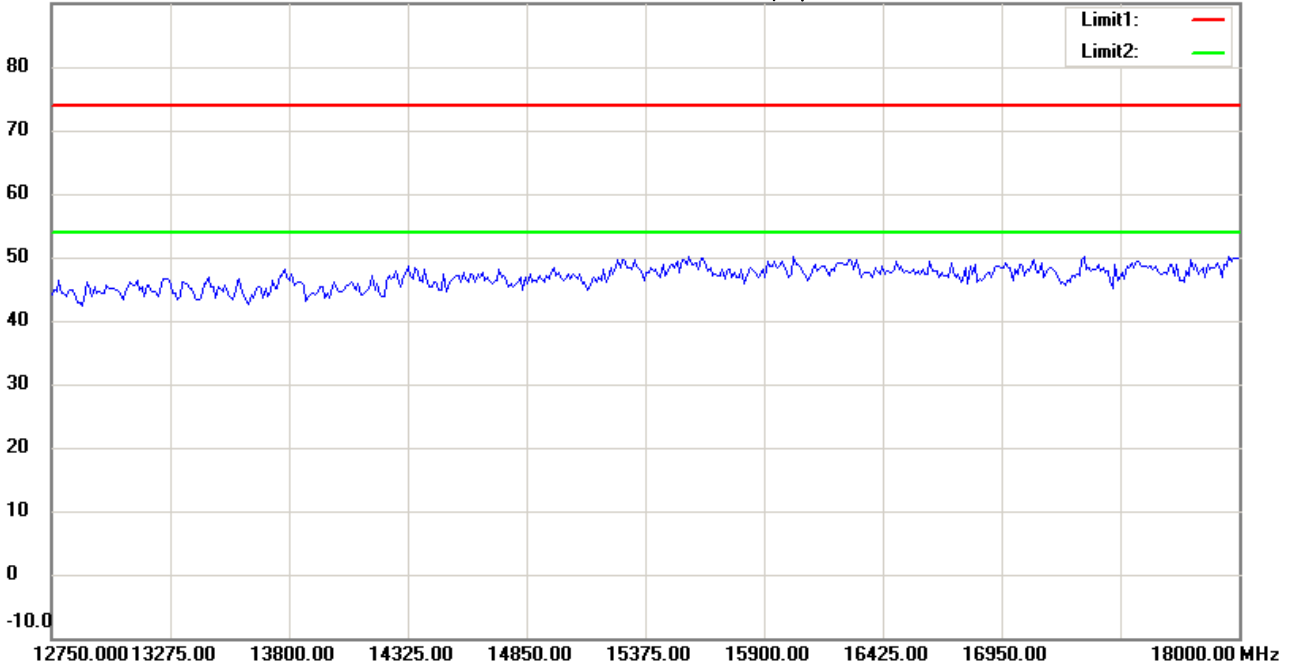
Date: 2015/3/13

Temperature:24 °C

90.0 dBuV/m

Time: 下午 07:38:46

Humidity:60 %



Site : Chamber

Condition : FCC_part 15 RE-Class C_Above 1GHz_PK

Polarization: *Horizontal*

EUT : W6M21502-14830

Power : 120 Va.c.

M/N:

Distance: 3m

Test Mode : TX 802.11n 20M CH11

Note :

Mk.	Frequency (MHz)	Reading (dBuV)	Detector	Corr. factor (dB/m)	Result (dBuV/m)	Limit (dBuV/m)	Ant.Pos (cm)	Tab.Pos (deg.)	Margin (dB)	Comment
-----	-----------------	----------------	----------	---------------------	-----------------	----------------	--------------	----------------	-------------	---------



Radiated Emission Measurement

Operator: Roy

File :3

Data :#9

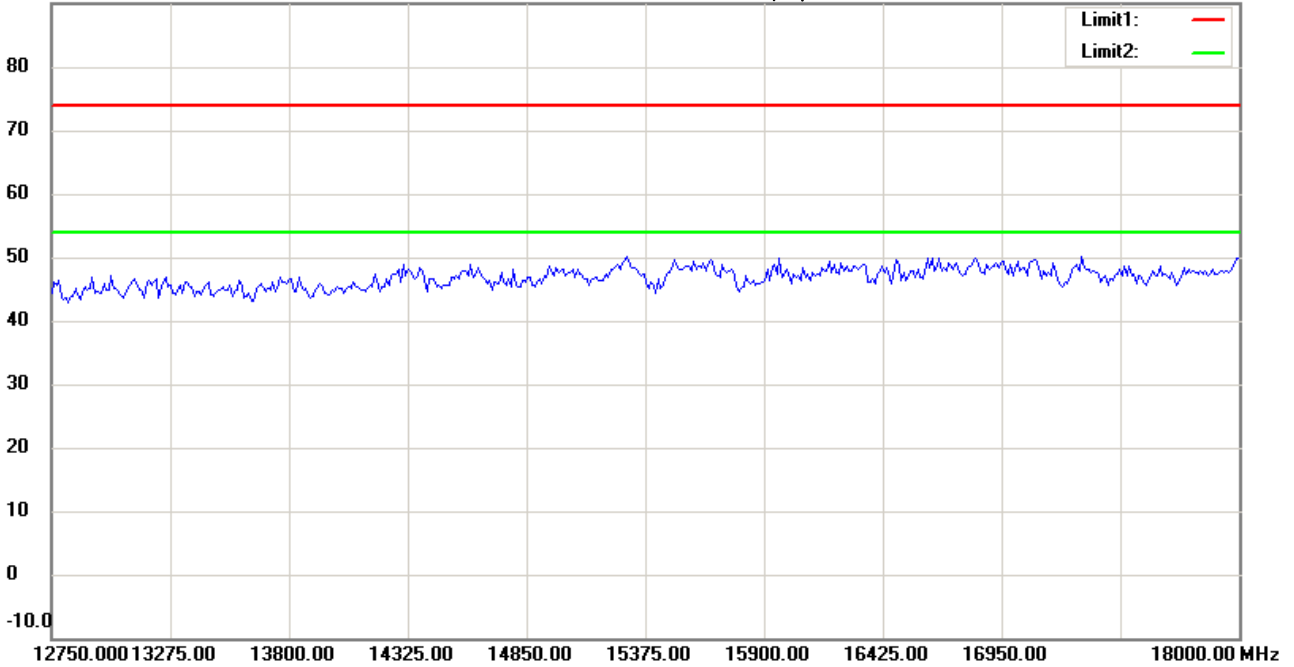
Date: 2015/3/13

Temperature:24 °C

90.0 dBuV/m

Time: 下午 07:41:24

Humidity:60 %



Site : Chamber

Condition : FCC_part 15 RE-Class C_Above 1GHz_PK

Polarization: *Vertical*

EUT : W6M21502-14830

Power : 120 Va.c.

M/N:

Distance: 3m

Test Mode : TX 802.11n 20M CH11

Note :

Mk.	Frequency (MHz)	Reading (dBuV)	Detector	Corr. factor (dB/m)	Result (dBuV/m)	Limit (dBuV/m)	Ant.Pos (cm)	Tab.Pos (deg.)	Margin (dB)	Comment
-----	-----------------	----------------	----------	---------------------	-----------------	----------------	--------------	----------------	-------------	---------



Radiated Emission Measurement

Operator: Roy

File :3

Data :#5

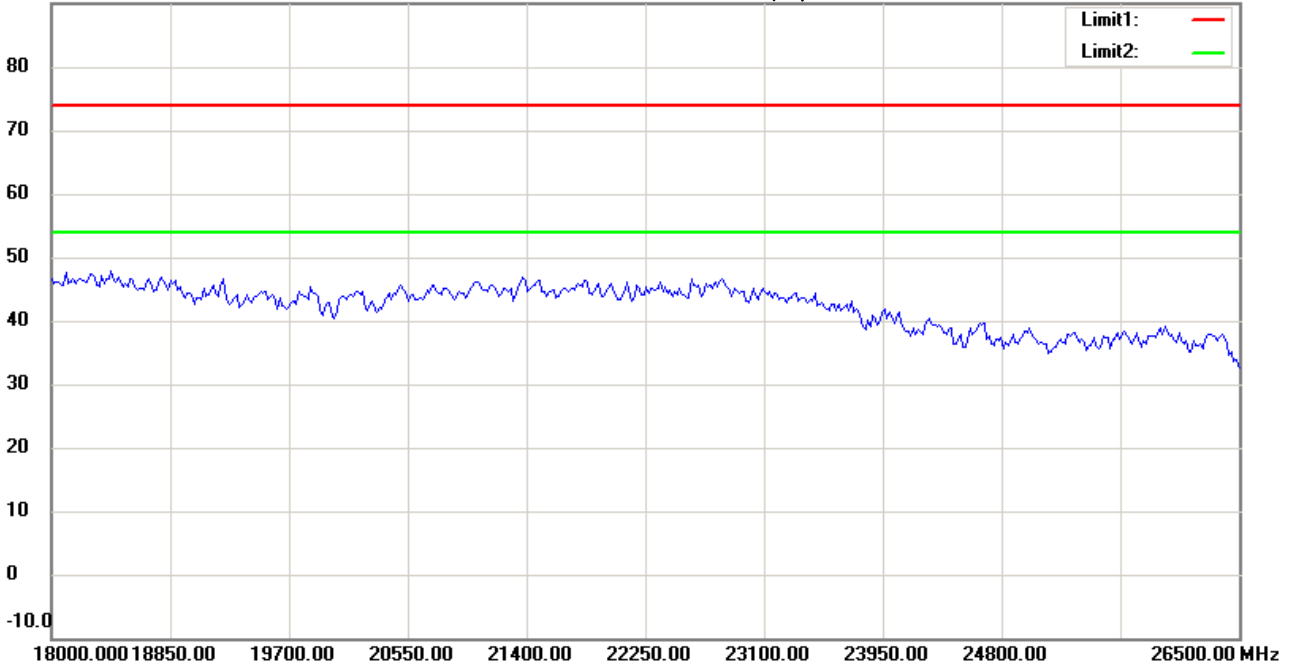
Date: 2015/3/13

Temperature:24 °C

90.0 dBuV/m

Time: 下午 07:38:56

Humidity:60 %



Site : Chamber

Condition : FCC_part 15 RE-Class C_Above 1GHz_PK

EUT : W6M21502-14830

M/N:

Test Mode : TX 802.11n 20M CH11

Note :

Polarization: *Horizontal*

Power : 120 Va.c.

Distance: 3m

Mk.	Frequency (MHz)	Reading (dBuV)	Detector	Corr. factor (dB/m)	Result (dBuV/m)	Limit (dBuV/m)	Ant.Pos (cm)	Tab.Pos (deg.)	Margin (dB)	Comment
-----	-----------------	----------------	----------	---------------------	-----------------	----------------	--------------	----------------	-------------	---------



Radiated Emission Measurement

Operator: Roy

File :3

Data :#10

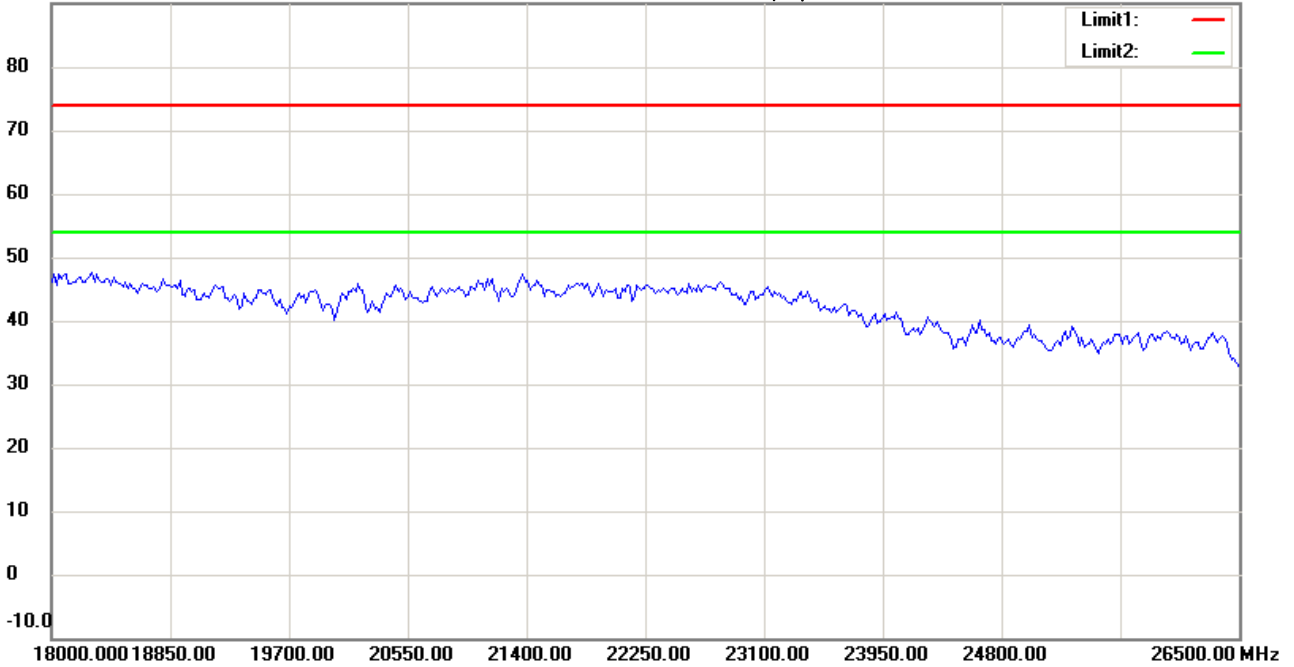
Date: 2015/3/13

Temperature:24 °C

90.0 dBuV/m

Time: 下午 07:41:34

Humidity:60 %



Site : Chamber

Condition : FCC_part 15 RE-Class C_Above 1GHz_PK

EUT : W6M21502-14830

M/N:

Test Mode : TX 802.11n 20M CH11

Note :

Polarization: *Vertical*

Power : 120 Va.c.

Distance: 3m

Mk.	Frequency (MHz)	Reading (dBuV)	Detector	Corr. factor (dB/m)	Result (dBuV/m)	Limit (dBuV/m)	Ant.Pos (cm)	Tab.Pos (deg.)	Margin (dB)	Comment
-----	-----------------	----------------	----------	---------------------	-----------------	----------------	--------------	----------------	-------------	---------



Radiated Emission Measurement

Operator: Leon

File :1

Data :#1

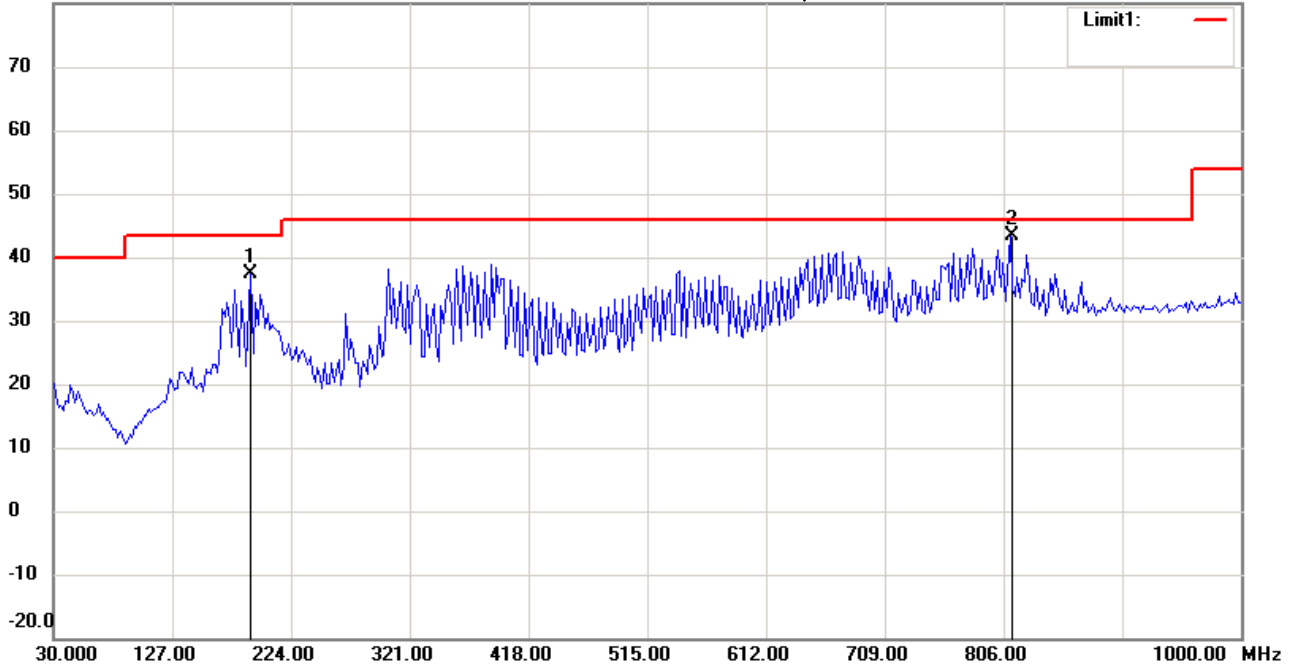
Date: 2015/3/13

Temperature:24 °C

80.0 dBuV/m

Time: 上午 08:38:39

Humidity:60 %



Site : Chamber

Condition : FCC_part 15 RE-Class C_30-1000MHz

EUT : W6M21502-14830

M/N:

Test Mode : TX 802.11n 40M CH1

Note :

Polarization: *Horizontal*

Power : 120 V.a.c.

Distance: 3m

Mk.	Frequency (MHz)	Reading (dBuV)	Detector	Corr. factor (dB/m)	Result (dBuV/m)	Limit (dBuV/m)	Ant.Pos (cm)	Tab.Pos (deg.)	Margin (dB)	Comment
	191.3427	24.77	peak	12.58	37.35	43.50	100	215	-6.15	
*	811.4430	16.46	peak	26.82	43.28	46.00	100	175	-2.72	



Radiated Emission Measurement

Operator: Leon

File :1

Data :#2

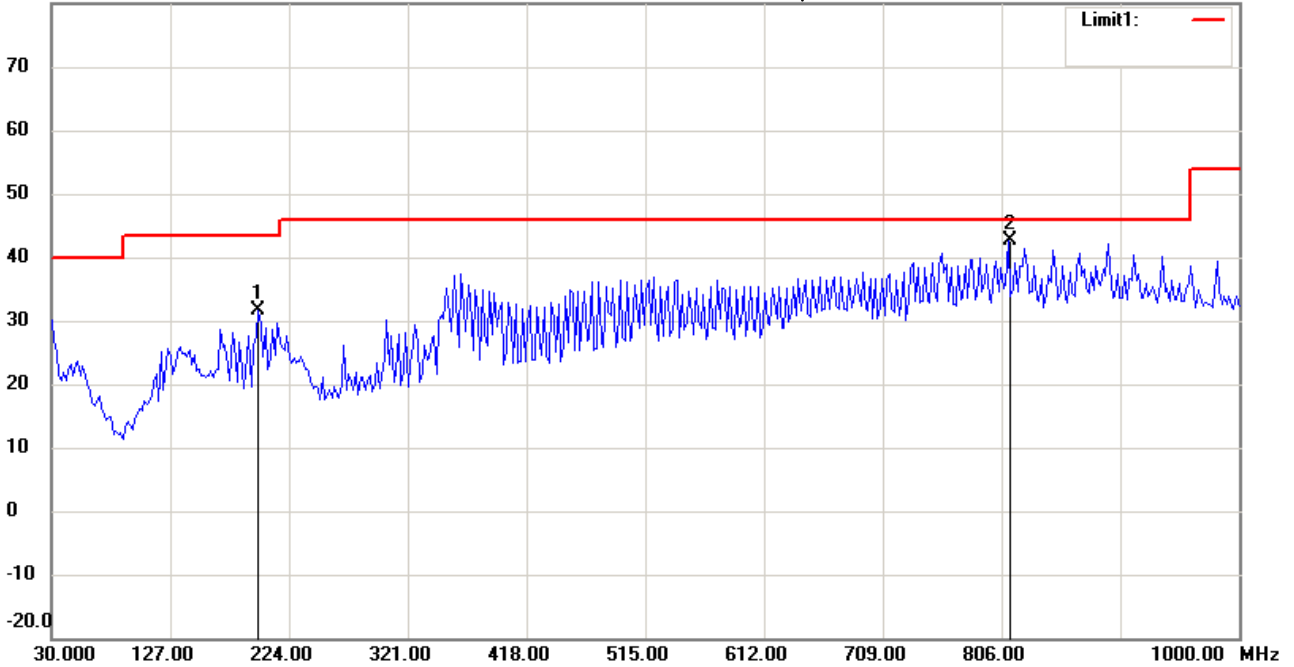
Date: 2015/3/13

Temperature:24 °C

80.0 dBuV/m

Time: 上午 08:39:24

Humidity:60 %



Site : Chamber

Condition : FCC_part 15 RE-Class C_30-1000MHz

Polarization: *Vertical*

EUT : W6M21502-14830

Power : 120 V.a.c.

M/N:

Distance: 3m

Test Mode : TX 802.11n 40M CH1

Note :

Mk.	Frequency (MHz)	Reading (dBuV)	Detector	Corr. factor (dB/m)	Result (dBuV/m)	Limit (dBuV/m)	Ant.Pos (cm)	Tab.Pos (deg.)	Margin (dB)	Comment
	199.1182	19.48	peak	12.15	31.63	43.50	100	110	-11.87	
*	811.4430	15.85	peak	26.82	42.67	46.00	100	135	-3.33	



Radiated Emission Measurement

Operator: Roy

File :3

Data :#1

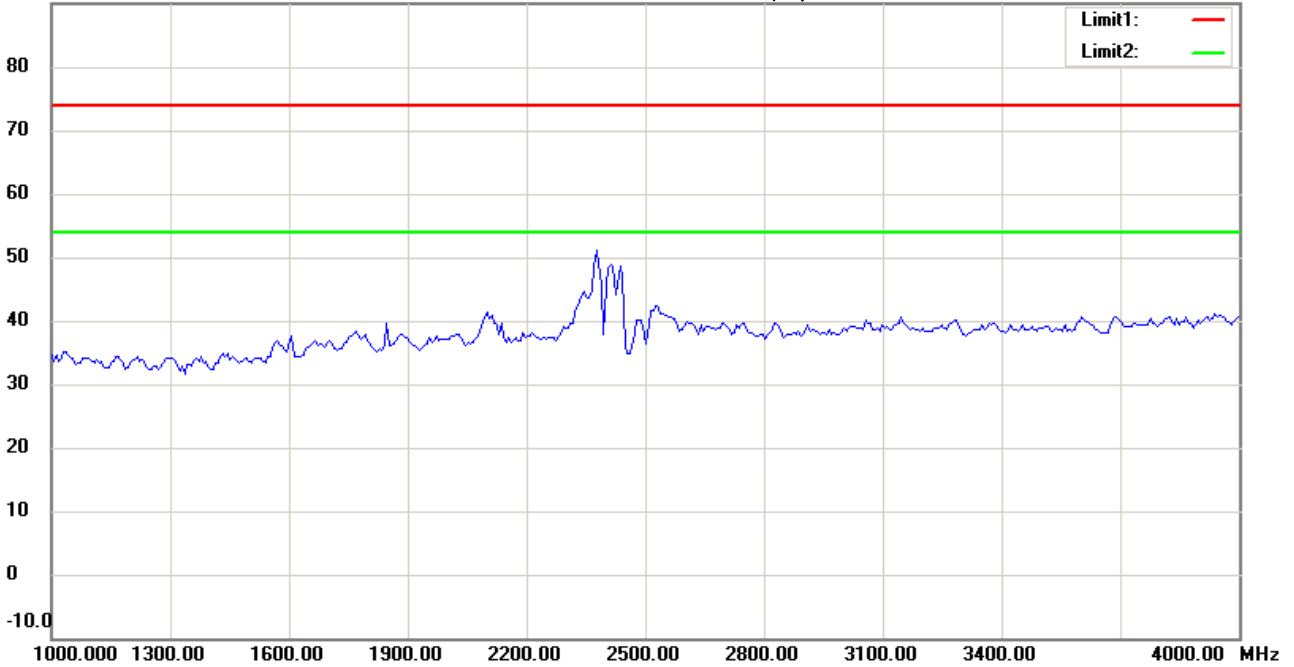
Date: 2015/3/13

Temperature:24 °C

90.0 dBuV/m

Time: 下午 07:45:05

Humidity:60 %



Site : Chamber

Condition : FCC_part 15 RE-Class C_Above 1GHz_PK

EUT : W6M21502-14830

M/N:

Test Mode : TX 802.11n 40M CH1

Note :

Polarization: *Horizontal*

Power : 120 Va.c.

Distance: 3m

Mk.	Frequency (MHz)	Reading (dBuV)	Detector	Corr. factor (dB/m)	Result (dBuV/m)	Limit (dBuV/m)	Ant.Pos (cm)	Tab.Pos (deg.)	Margin (dB)	Comment
-----	-----------------	----------------	----------	---------------------	-----------------	----------------	--------------	----------------	-------------	---------



Radiated Emission Measurement

Operator: Roy

File :3

Data :#6

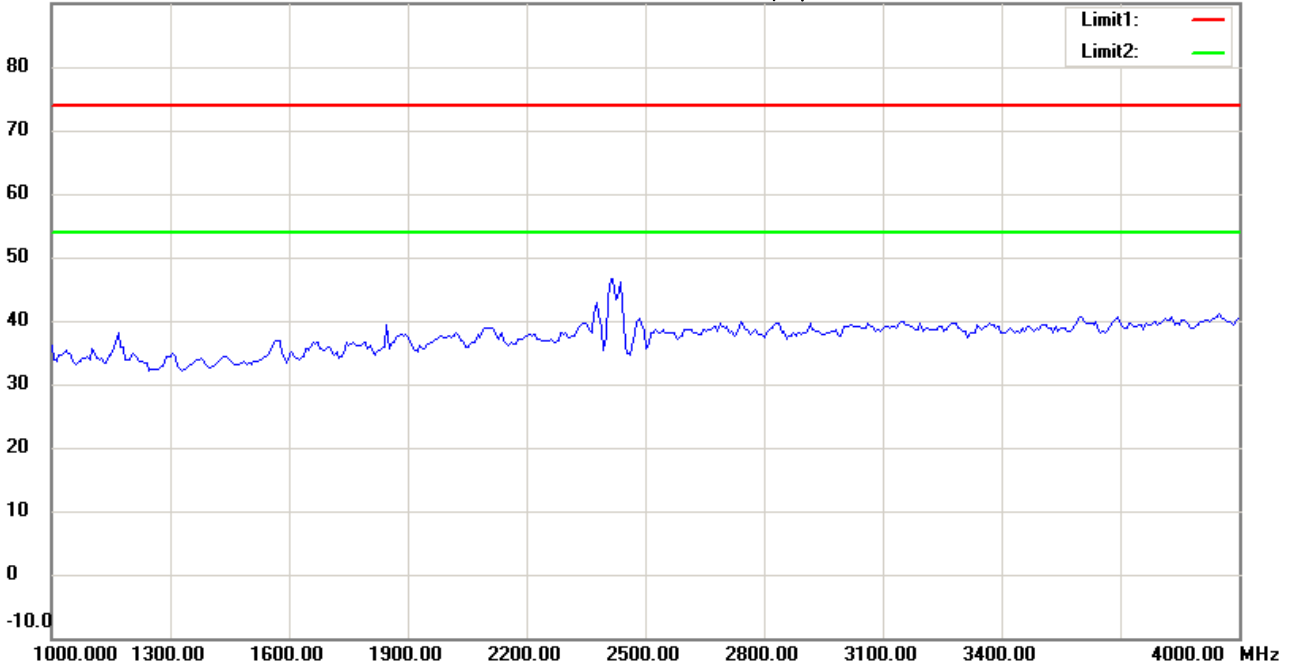
Date: 2015/3/13

Temperature:24 °C

90.0 dBuV/m

Time: 下午 07:47:50

Humidity:60 %



Site : Chamber

Condition : FCC_part 15 RE-Class C_Above 1GHz_PK

EUT : W6M21502-14830

M/N:

Test Mode : TX 802.11n 40M CH1

Note :

Polarization: *Vertical*

Power : 120 V.a.c.

Distance: 3m

Mk.	Frequency (MHz)	Reading (dBuV)	Detector	Corr. factor (dB/m)	Result (dBuV/m)	Limit (dBuV/m)	Ant.Pos (cm)	Tab.Pos (deg.)	Margin (dB)	Comment
-----	-----------------	----------------	----------	---------------------	-----------------	----------------	--------------	----------------	-------------	---------



Radiated Emission Measurement

Operator: Roy

File :3

Data :#2

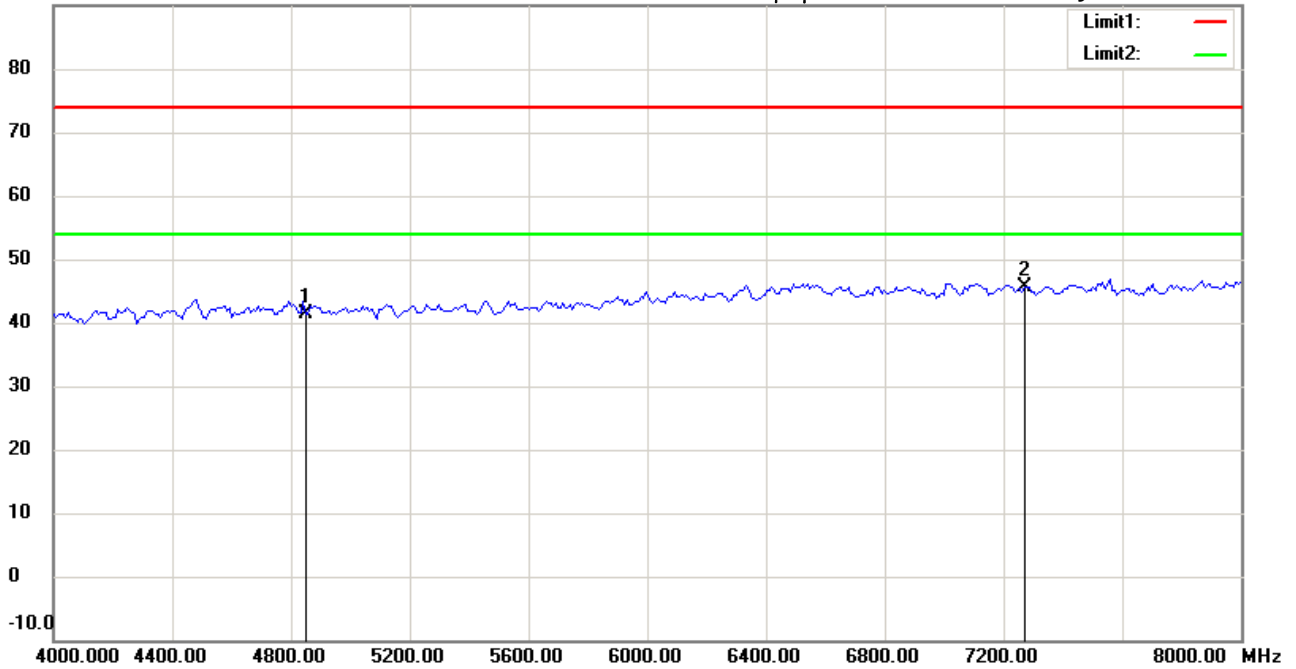
Date: 2015/3/13

Temperature:24 °C

90.0 dBuV/m

Time: 下午 07:45:50

Humidity:60 %



Site : Chamber

Condition : FCC_part 15 RE-Class C_Above 1GHz_PK

EUT : W6M21502-14830

M/N:

Test Mode : TX 802.11n 40M CH1

Note :

Polarization: *Horizontal*

Power : 120 V.a.c.

Distance: 3m

Mk.	Frequency (MHz)	Reading (dBuV)	Detector	Corr. factor (dB/m)	Result (dBuV/m)	Limit (dBuV/m)	Ant.Pos (cm)	Tab.Pos (deg.)	Margin (dB)	Comment
	4844.000	40.64	peak	0.70	41.34	74.00	100	220	-32.66	
*	7266.000	41.32	peak	4.32	45.64	74.00	100	155	-28.36	



Radiated Emission Measurement

Operator: Roy

File :3

Data :#7

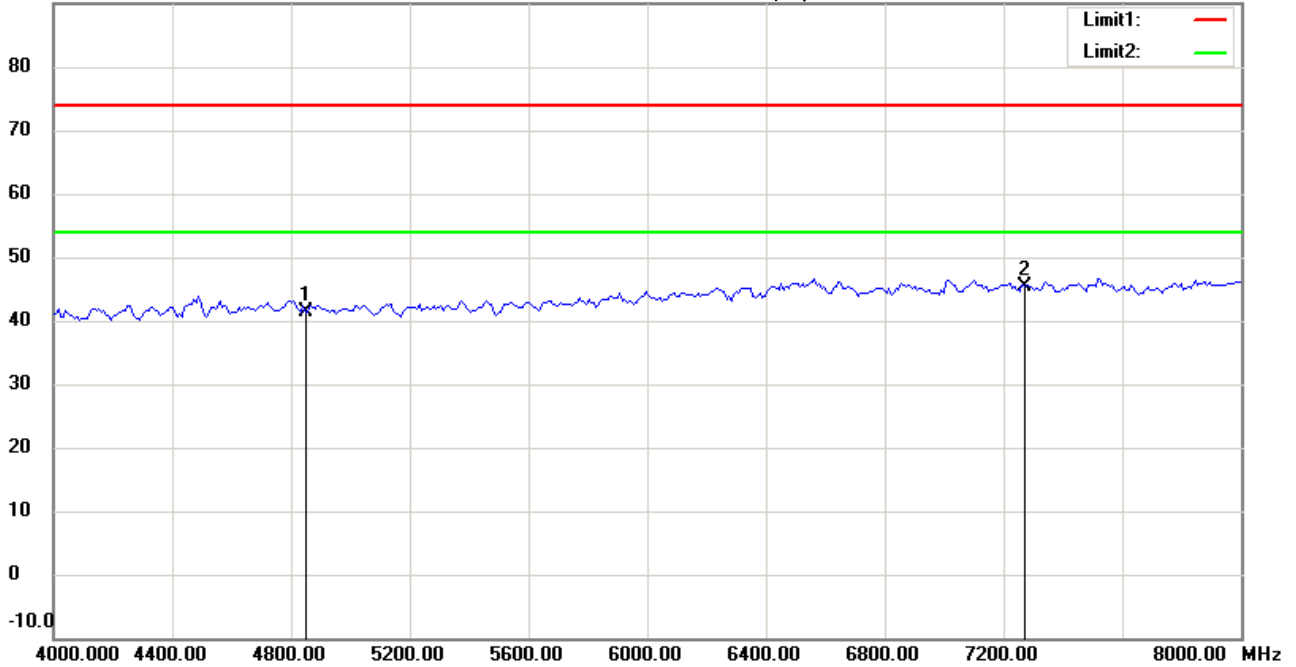
Date: 2015/3/13

Temperature:24 °C

90.0 dBuV/m

Time: 下午 07:48:35

Humidity:60 %



Site : Chamber

Condition : FCC_part 15 RE-Class C_Above 1GHz_PK

Polarization: *Vertical*

EUT : W6M21502-14830

Power : 120 V.a.c.

M/N:

Distance: 3m

Test Mode : TX 802.11n 40M CH1

Note :

Mk.	Frequency (MHz)	Reading (dBuV)	Detector	Corr. factor (dB/m)	Result (dBuV/m)	Limit (dBuV/m)	Ant.Pos (cm)	Tab.Pos (deg.)	Margin (dB)	Comment
	4844.000	40.64	peak	0.70	41.34	74.00	100	205	-32.66	
*	7266.000	41.10	peak	4.32	45.42	74.00	100	100	-28.58	



Radiated Emission Measurement

Operator: Roy

File :3

Data :#3

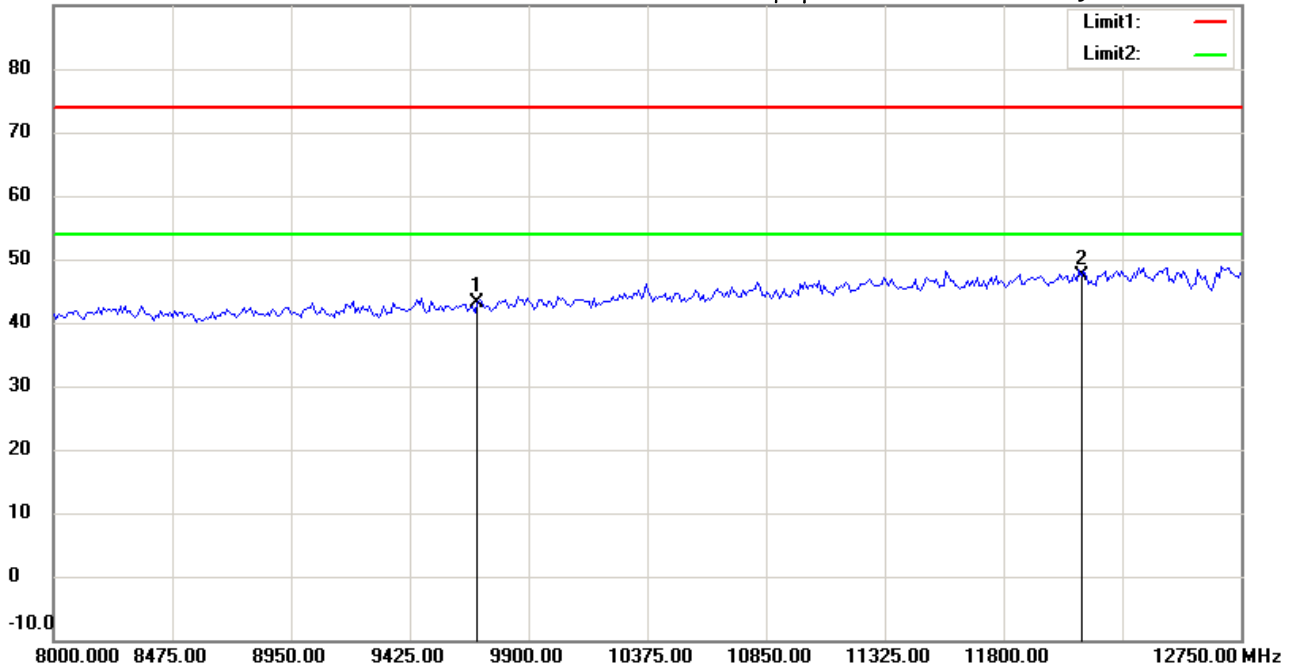
Date: 2015/3/13

Temperature:24 °C

90.0 dBuV/m

Time: 下午 07:46:42

Humidity:60 %



Site : Chamber

Condition : FCC_part 15 RE-Class C_Above 1GHz_PK

Polarization: *Horizontal*

EUT : W6M21502-14830

Power : 120 V.a.c.

M/N:

Distance: 3m

Test Mode : TX 802.11n 40M CH1

Note :

Mk.	Frequency (MHz)	Reading (dBuV)	Detector	Corr. factor (dB/m)	Result (dBuV/m)	Limit (dBuV/m)	Ant.Pos (cm)	Tab.Pos (deg.)	Margin (dB)	Comment
	9688.000	35.83	peak	7.36	43.19	74.00	100	240	-30.81	
*	12110.000	33.77	peak	13.50	47.27	74.00	100	85	-26.73	



Radiated Emission Measurement

Operator: Roy

File :3

Data :#8

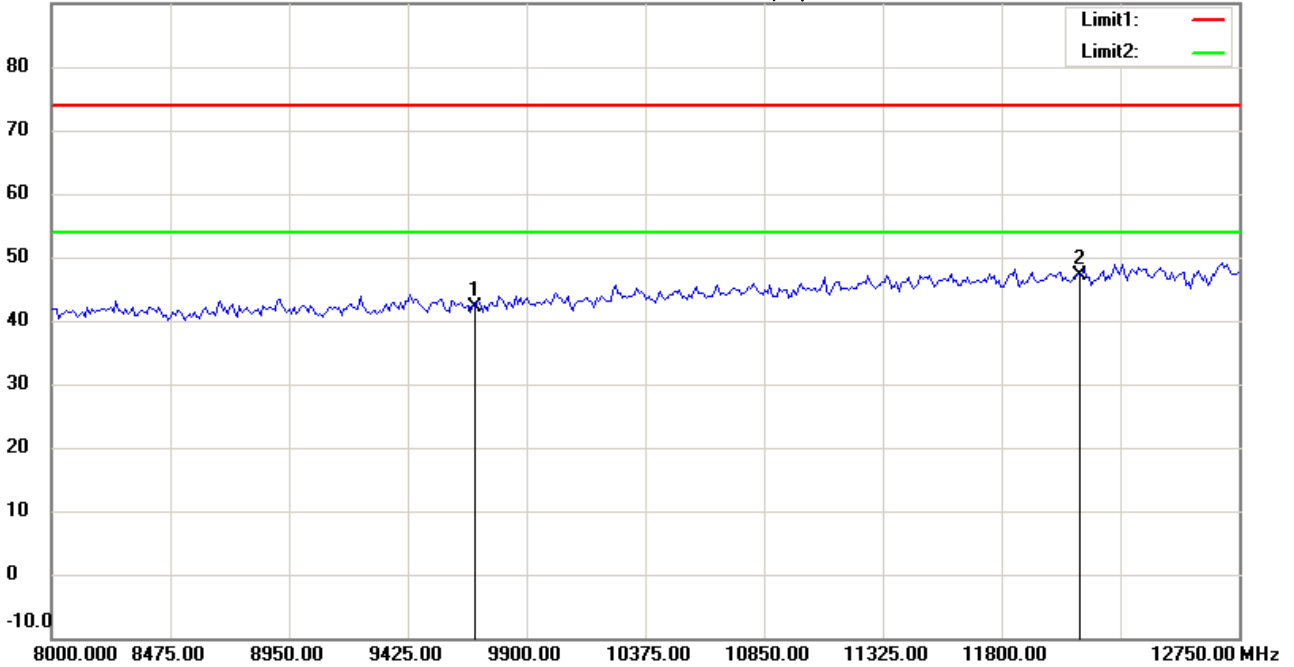
Date: 2015/3/13

Temperature:24 °C

90.0 dBuV/m

Time: 下午 07:49:20

Humidity:60 %



Site : Chamber

Condition : FCC_part 15 RE-Class C_Above 1GHz_PK

Polarization: *Vertical*

EUT : W6M21502-14830

Power : 120 V.a.c.

M/N:

Distance: 3m

Test Mode : TX 802.11n 40M CH1

Note :

Mk.	Frequency (MHz)	Reading (dBuV)	Detector	Corr. factor (dB/m)	Result (dBuV/m)	Limit (dBuV/m)	Ant.Pos (cm)	Tab.Pos (deg.)	Margin (dB)	Comment
	9688.000	34.74	peak	7.36	42.10	74.00	100	110	-31.90	
*	12110.000	33.75	peak	13.50	47.25	74.00	100	40	-26.75	



Radiated Emission Measurement

Operator: Roy

File :3

Data :#4

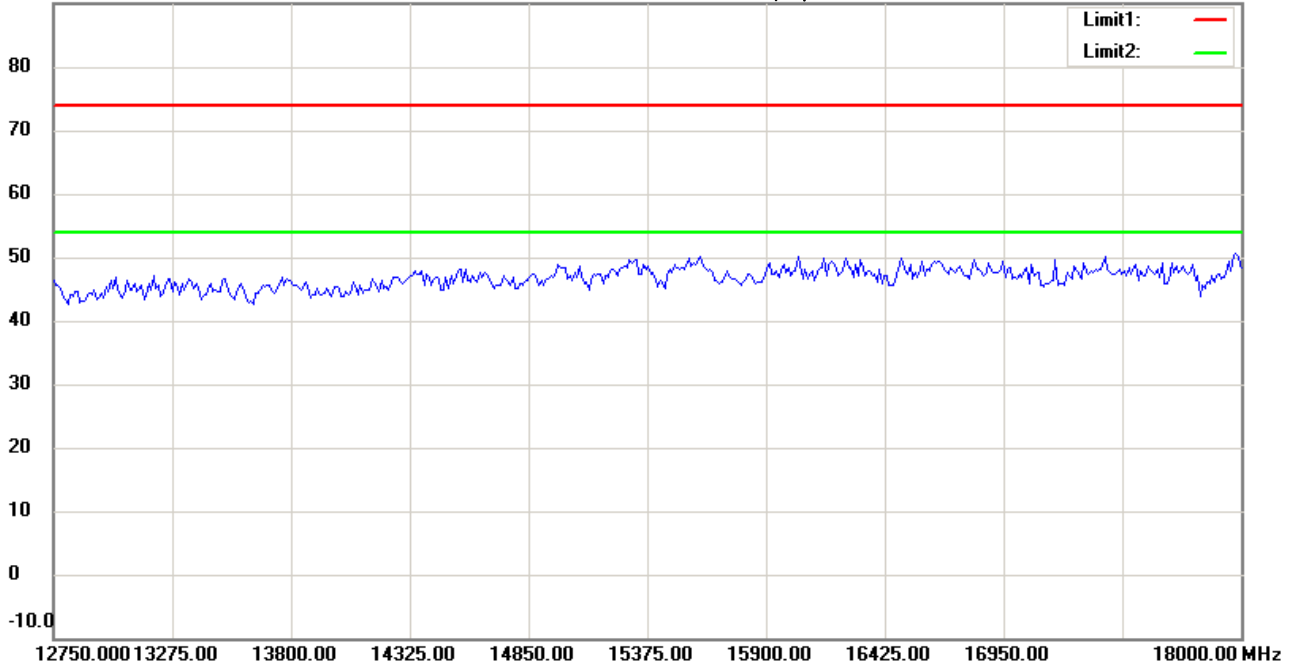
Date: 2015/3/13

Temperature:24 °C

90.0 dBuV/m

Time: 下午 07:46:55

Humidity:60 %



Site : Chamber

Condition : FCC_part 15 RE-Class C_Above 1GHz_PK

Polarization: *Horizontal*

EUT : W6M21502-14830

Power : 120 V.a.c.

M/N:

Distance: 3m

Test Mode : TX 802.11n 40M CH1

Note :

Mk.	Frequency (MHz)	Reading (dBuV)	Detector	Corr. factor (dB/m)	Result (dBuV/m)	Limit (dBuV/m)	Ant.Pos (cm)	Tab.Pos (deg.)	Margin (dB)	Comment
-----	-----------------	----------------	----------	---------------------	-----------------	----------------	--------------	----------------	-------------	---------



Radiated Emission Measurement

Operator: Roy

File :3

Data :#9

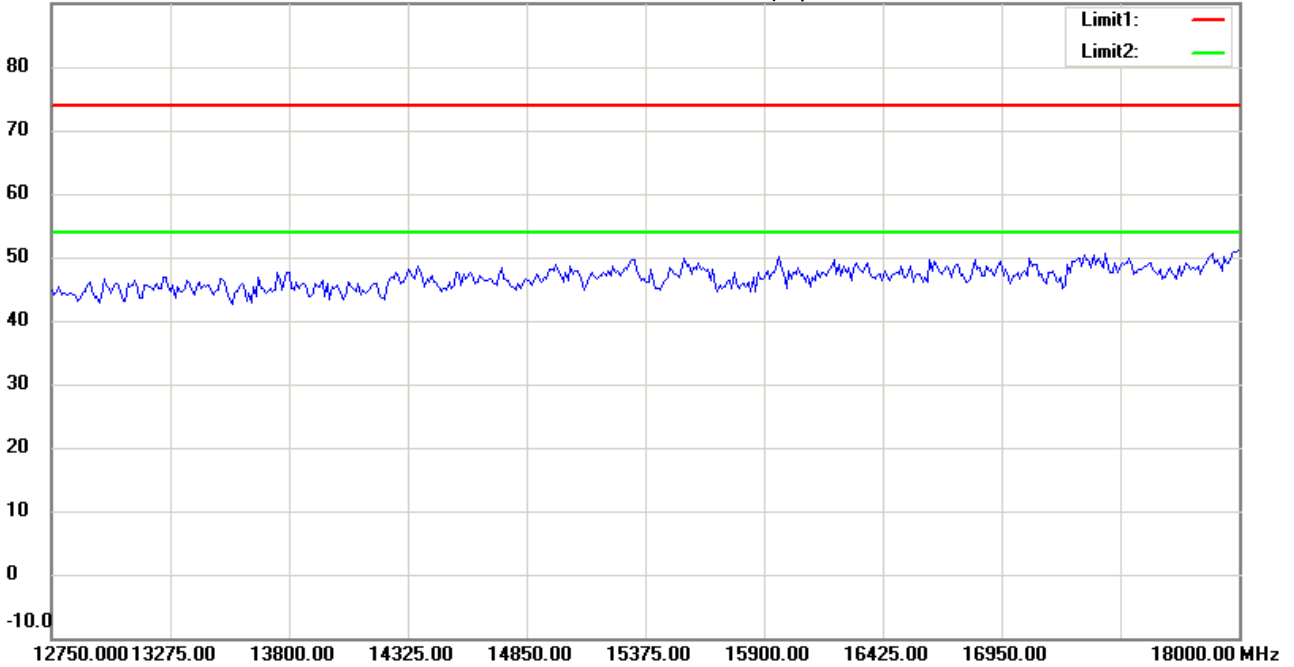
Date: 2015/3/13

Temperature:24 °C

90.0 dBuV/m

Time: 下午 07:49:33

Humidity:60 %



Site : Chamber

Condition : FCC_part 15 RE-Class C_Above 1GHz_PK

Polarization: *Vertical*

EUT : W6M21502-14830

Power : 120 Va.c.

M/N:

Distance: 3m

Test Mode : TX 802.11n 40M CH1

Note :

Mk.	Frequency (MHz)	Reading (dBuV)	Detector	Corr. factor (dB/m)	Result (dBuV/m)	Limit (dBuV/m)	Ant.Pos (cm)	Tab.Pos (deg.)	Margin (dB)	Comment
-----	-----------------	----------------	----------	---------------------	-----------------	----------------	--------------	----------------	-------------	---------



Radiated Emission Measurement

Operator: Roy

File :3

Data :#5

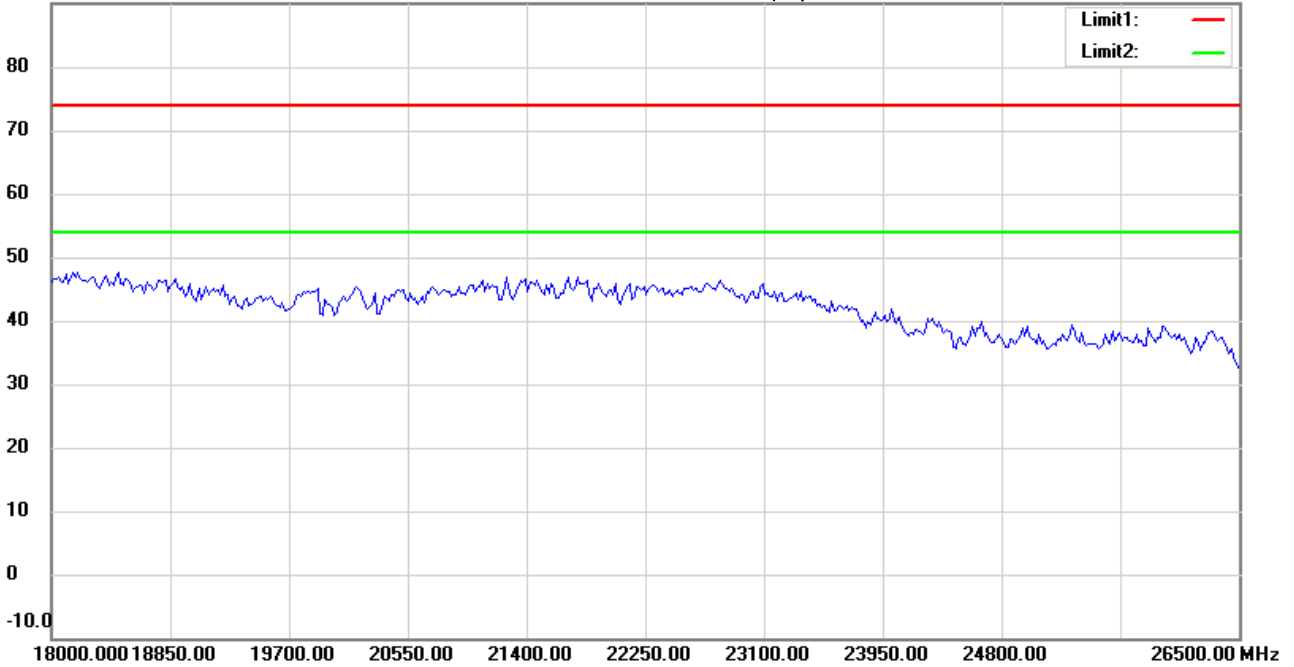
Date: 2015/3/13

Temperature:24 °C

90.0 dBuV/m

Time: 下午 07:47:05

Humidity:60 %



Site : Chamber

Condition : FCC_part 15 RE-Class C_Above 1GHz_PK

Polarization: *Horizontal*

EUT : W6M21502-14830

Power : 120 Va.c.

M/N:

Distance: 3m

Test Mode : TX 802.11n 40M CH1

Note :

Mk.	Frequency (MHz)	Reading (dBuV)	Detector	Corr. factor (dB/m)	Result (dBuV/m)	Limit (dBuV/m)	Ant.Pos (cm)	Tab.Pos (deg.)	Margin (dB)	Comment
-----	-----------------	----------------	----------	---------------------	-----------------	----------------	--------------	----------------	-------------	---------



Radiated Emission Measurement

Operator: Roy

File :3

Data :#10

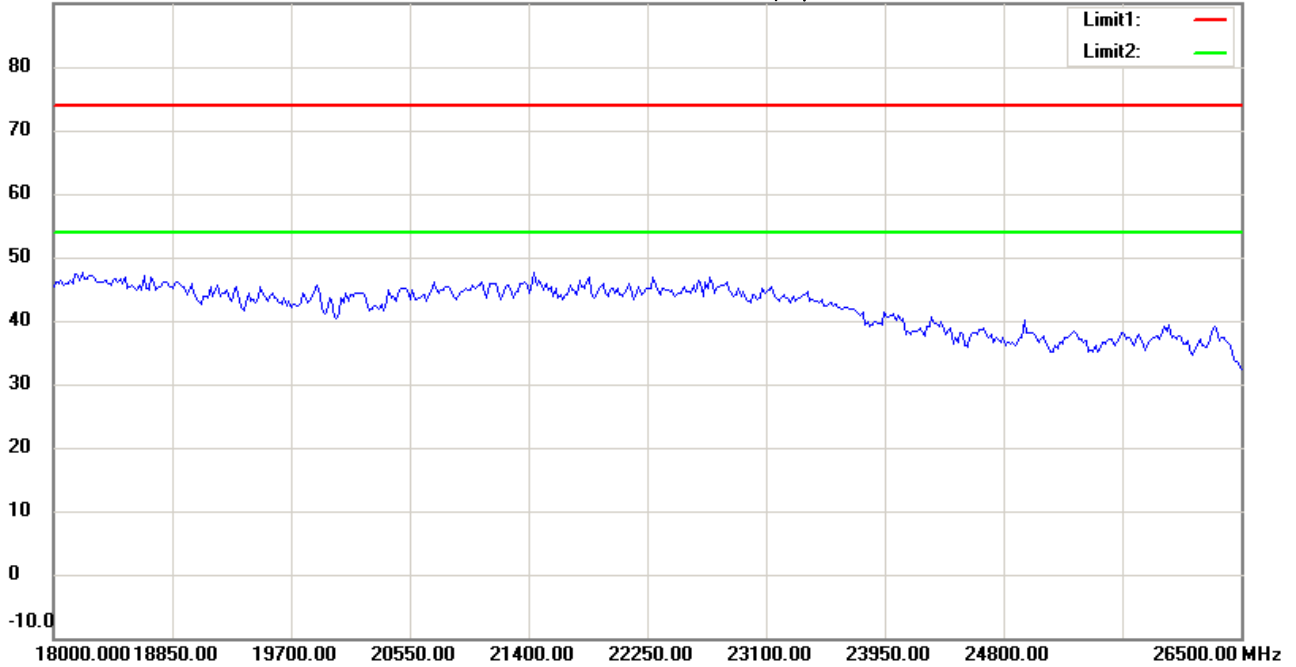
Date: 2015/3/13

Temperature:24 °C

90.0 dBuV/m

Time: 下午 07:49:43

Humidity:60 %



Site : Chamber

Condition : FCC_part 15 RE-Class C_Above 1GHz_PK

EUT : W6M21502-14830

M/N:

Test Mode : TX 802.11n 40M CH1

Note :

Polarization: *Vertical*

Power : 120 Va.c.

Distance: 3m

Mk.	Frequency (MHz)	Reading (dBuV)	Detector	Corr. factor (dB/m)	Result (dBuV/m)	Limit (dBuV/m)	Ant.Pos (cm)	Tab.Pos (deg.)	Margin (dB)	Comment
-----	-----------------	----------------	----------	---------------------	-----------------	----------------	--------------	----------------	-------------	---------



Radiated Emission Measurement

Operator: Leon

File :1

Data :#1

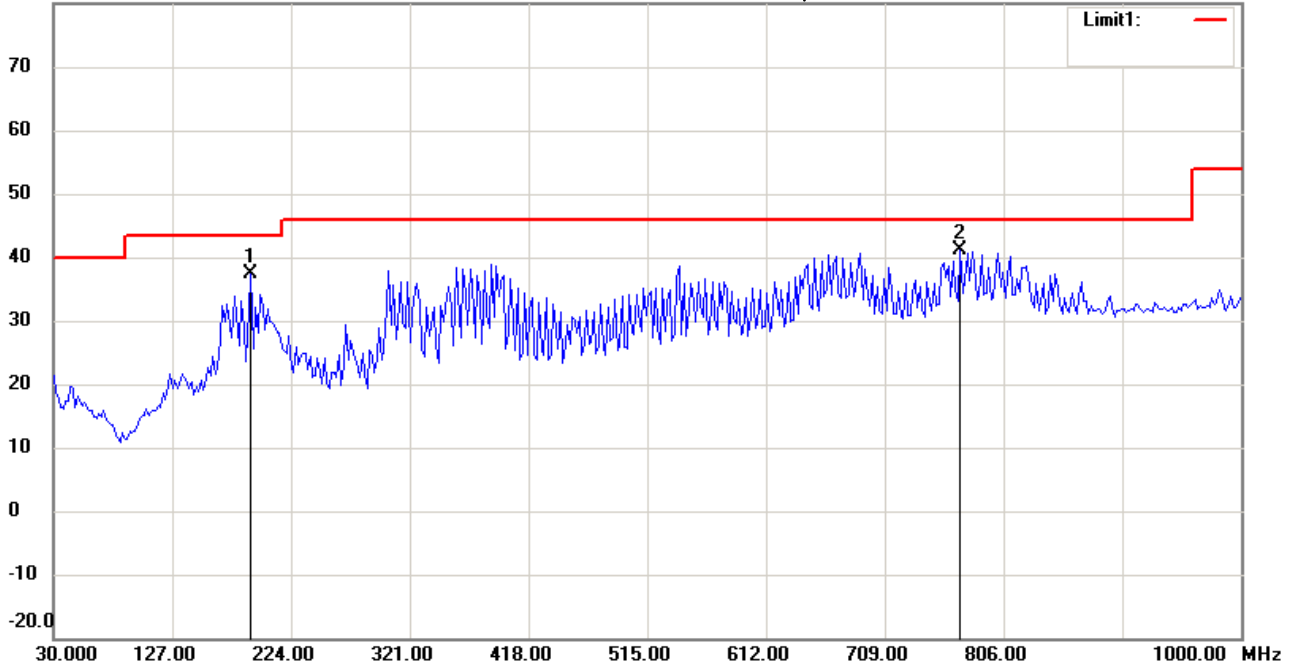
Date: 2015/3/13

Temperature:24 °C

80.0 dBuV/m

Time: 上午 08:40:56

Humidity:60 %



Site : Chamber

Condition : FCC_part 15 RE-Class C_30-1000MHz

EUT : W6M21502-14830

M/N:

Test Mode : TX 802.11n 40M CH4

Note :

Polarization: *Horizontal*

Power : 120 V.a.c.

Distance: 3m

Mk.	Frequency (MHz)	Reading (dBuV)	Detector	Corr. factor (dB/m)	Result (dBuV/m)	Limit (dBuV/m)	Ant.Pos (cm)	Tab.Pos (deg.)	Margin (dB)	Comment
	191.3427	24.91	peak	12.58	37.49	43.50	100	165	-6.01	
*	770.6212	14.85	peak	26.21	41.06	46.00	100	130	-4.94	



Radiated Emission Measurement

Operator: Leon

File :1

Data :#2

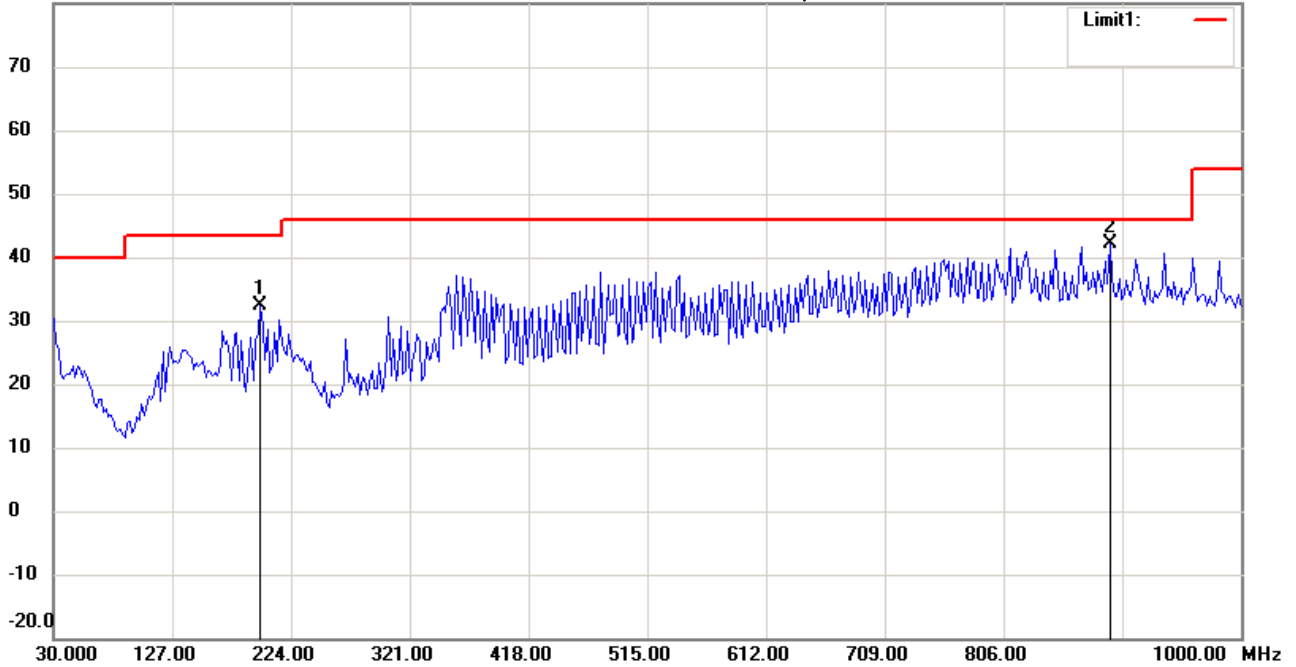
Date: 2015/3/13

Temperature:24 °C

80.0 dBuV/m

Time: 上午 08:41:41

Humidity:60 %



Site : Chamber

Condition : FCC_part 15 RE-Class C_30-1000MHz

Polarization: *Vertical*

EUT : W6M21502-14830

Power : 120 Va.c.

M/N:

Distance: 3m

Test Mode : TX 802.11n 40M CH4

Note :

Mk.	Frequency (MHz)	Reading (dBuV)	Detector	Corr. factor (dB/m)	Result (dBuV/m)	Limit (dBuV/m)	Ant.Pos (cm)	Tab.Pos (deg.)	Margin (dB)	Comment
	199.1182	20.32	peak	12.15	32.47	43.50	100	160	-11.03	
*	893.0862	13.96	peak	28.26	42.22	46.00	100	115	-3.78	



Radiated Emission Measurement

Operator: Roy

File :3

Data :#1

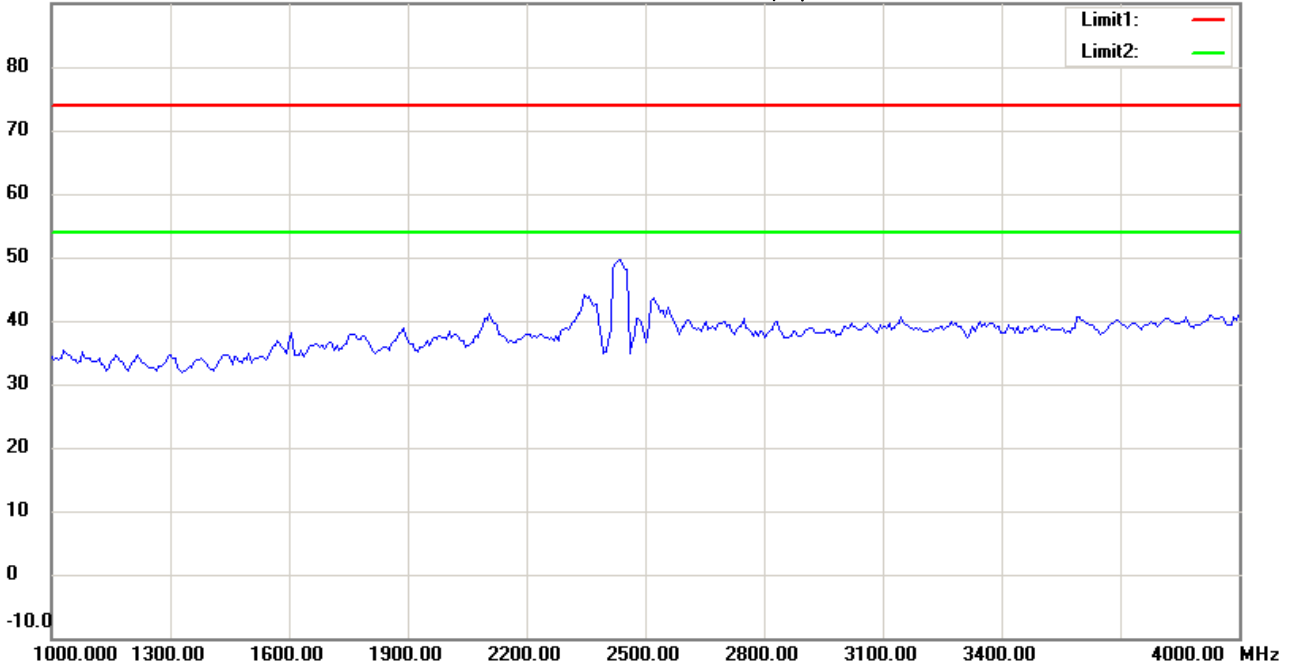
Date: 2015/3/13

Temperature:24 °C

90.0 dBuV/m

Time: 下午 07:53:11

Humidity:60 %



Site : Chamber

Condition : FCC_part 15 RE-Class C_Above 1GHz_PK

EUT : W6M21502-14830

M/N:

Test Mode : TX 802.11n 40M CH4

Note :

Polarization: *Horizontal*

Power : 120 Va.c.

Distance: 3m

Mk.	Frequency (MHz)	Reading (dBuV)	Detector	Corr. factor (dB/m)	Result (dBuV/m)	Limit (dBuV/m)	Ant.Pos (cm)	Tab.Pos (deg.)	Margin (dB)	Comment
-----	-----------------	----------------	----------	---------------------	-----------------	----------------	--------------	----------------	-------------	---------



Radiated Emission Measurement

Operator: Roy

File :3

Data :#6

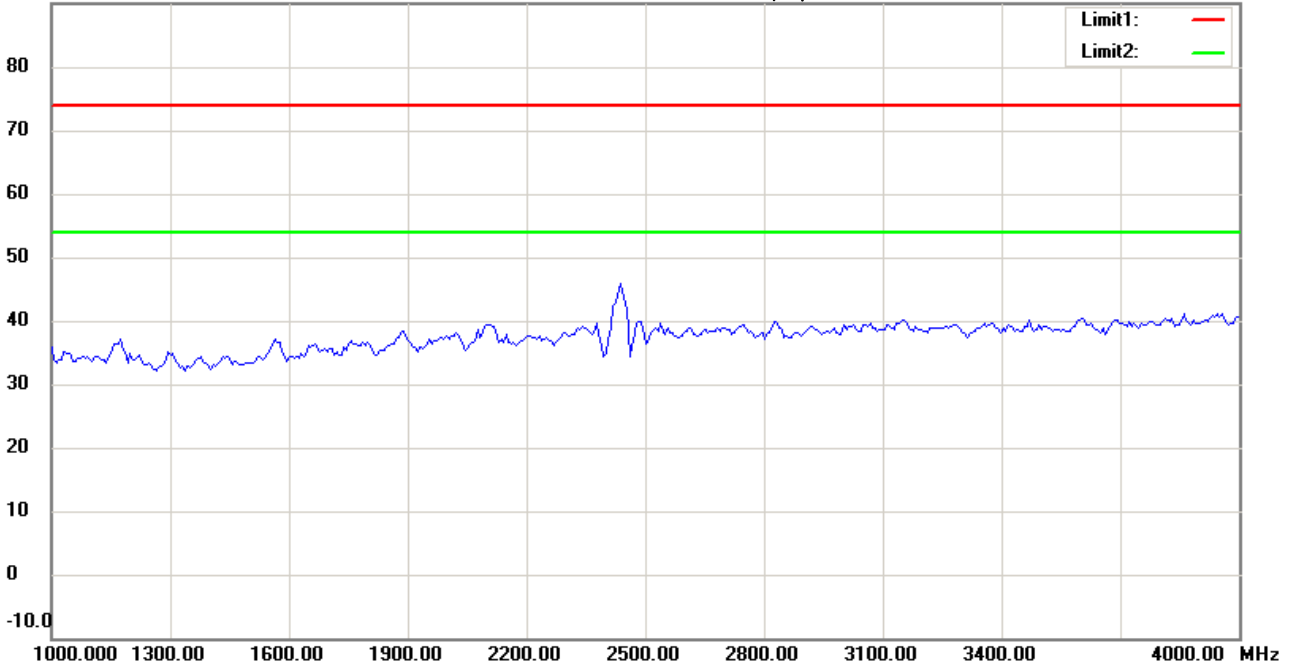
Date: 2015/3/13

Temperature:24 °C

90.0 dBuV/m

Time: 下午 07:55:56

Humidity:60 %



Site : Chamber

Condition : FCC_part 15 RE-Class C_Above 1GHz_PK

EUT : W6M21502-14830

M/N:

Test Mode : TX 802.11n 40M CH4

Note :

Polarization: *Vertical*

Power : 120 Va.c.

Distance: 3m

Mk.	Frequency (MHz)	Reading (dBuV)	Detector	Corr. factor (dB/m)	Result (dBuV/m)	Limit (dBuV/m)	Ant.Pos (cm)	Tab.Pos (deg.)	Margin (dB)	Comment
-----	-----------------	----------------	----------	---------------------	-----------------	----------------	--------------	----------------	-------------	---------



Radiated Emission Measurement

Operator: Roy

File :3

Data :#2

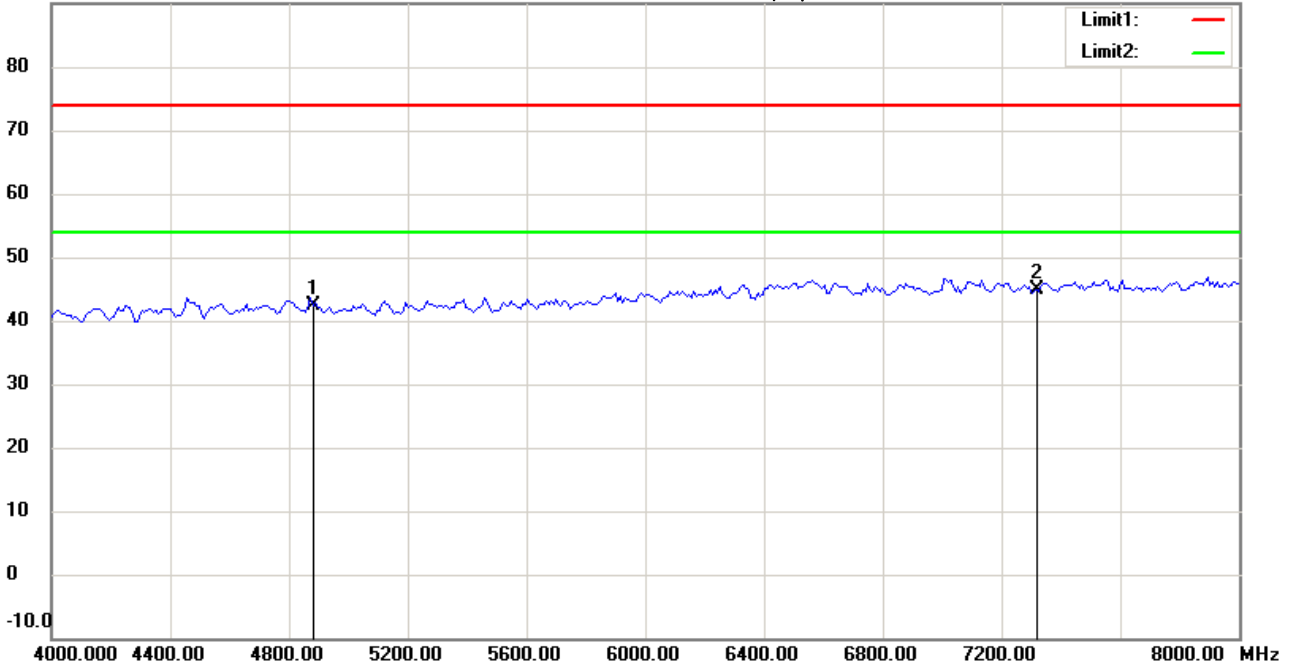
Date: 2015/3/13

Temperature:24 °C

90.0 dBuV/m

Time: 下午 07:53:56

Humidity:60 %



Site : Chamber

Condition : FCC_part 15 RE-Class C_Above 1GHz_PK

Polarization: *Horizontal*

EUT : W6M21502-14830

Power : 120 V.a.c.

M/N:

Distance: 3m

Test Mode : TX 802.11n 40M CH4

Note :

Mk.	Frequency (MHz)	Reading (dBuV)	Detector	Corr. factor (dB/m)	Result (dBuV/m)	Limit (dBuV/m)	Ant.Pos (cm)	Tab.Pos (deg.)	Margin (dB)	Comment
	4874.000	41.58	peak	0.73	42.31	74.00	100	255	-31.69	
*	7311.000	40.53	peak	4.39	44.92	74.00	100	80	-29.08	



Radiated Emission Measurement

Operator: Roy

File :3

Data :#7

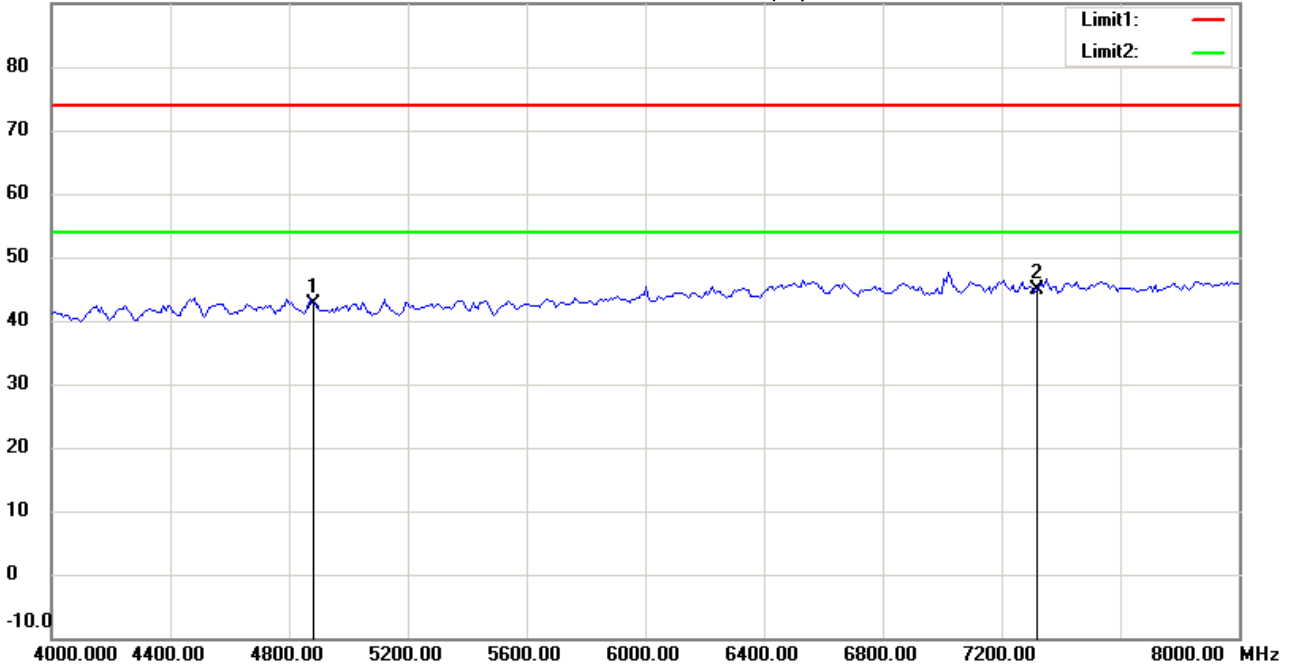
Date: 2015/3/13

Temperature:24 °C

90.0 dBuV/m

Time: 下午 07:56:41

Humidity:60 %



Site : Chamber

Condition : FCC_part 15 RE-Class C_Above 1GHz_PK

Polarization: *Vertical*

EUT : W6M21502-14830

Power : 120 V.a.c.

M/N:

Distance: 3m

Test Mode : TX 802.11n 40M CH4

Note :

Mk.	Frequency (MHz)	Reading (dBuV)	Detector	Corr. factor (dB/m)	Result (dBuV/m)	Limit (dBuV/m)	Ant.Pos (cm)	Tab.Pos (deg.)	Margin (dB)	Comment
	4874.000	41.96	peak	0.73	42.69	74.00	100	125	-31.31	
*	7311.000	40.41	peak	4.39	44.80	74.00	100	40	-29.20	



Radiated Emission Measurement

Operator: Roy

File :3

Data :#3

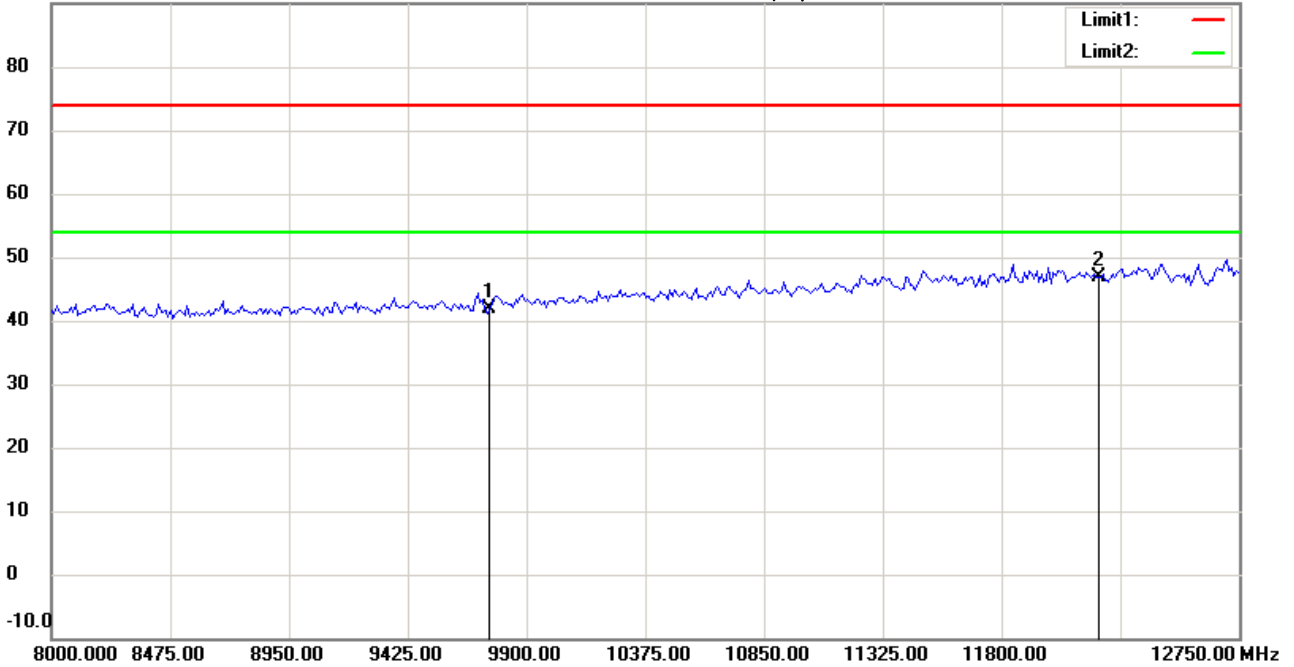
Date: 2015/3/13

Temperature:24 °C

90.0 dBuV/m

Time: 下午 07:54:47

Humidity:60 %



Site : Chamber

Condition : FCC_part 15 RE-Class C_Above 1GHz_PK

Polarization: *Horizontal*

EUT : W6M21502-14830

Power : 120 Va.c.

M/N:

Distance: 3m

Test Mode : TX 802.11n 40M CH4

Note :

Mk.	Frequency (MHz)	Reading (dBuV)	Detector	Corr. factor (dB/m)	Result (dBuV/m)	Limit (dBuV/m)	Ant.Pos (cm)	Tab.Pos (deg.)	Margin (dB)	Comment
	9748.000	34.25	peak	7.58	41.83	74.00	100	170	-32.17	
*	12185.000	33.10	peak	13.77	46.87	74.00	100	35	-27.13	



Radiated Emission Measurement

Operator: Roy

File :3

Data :#8

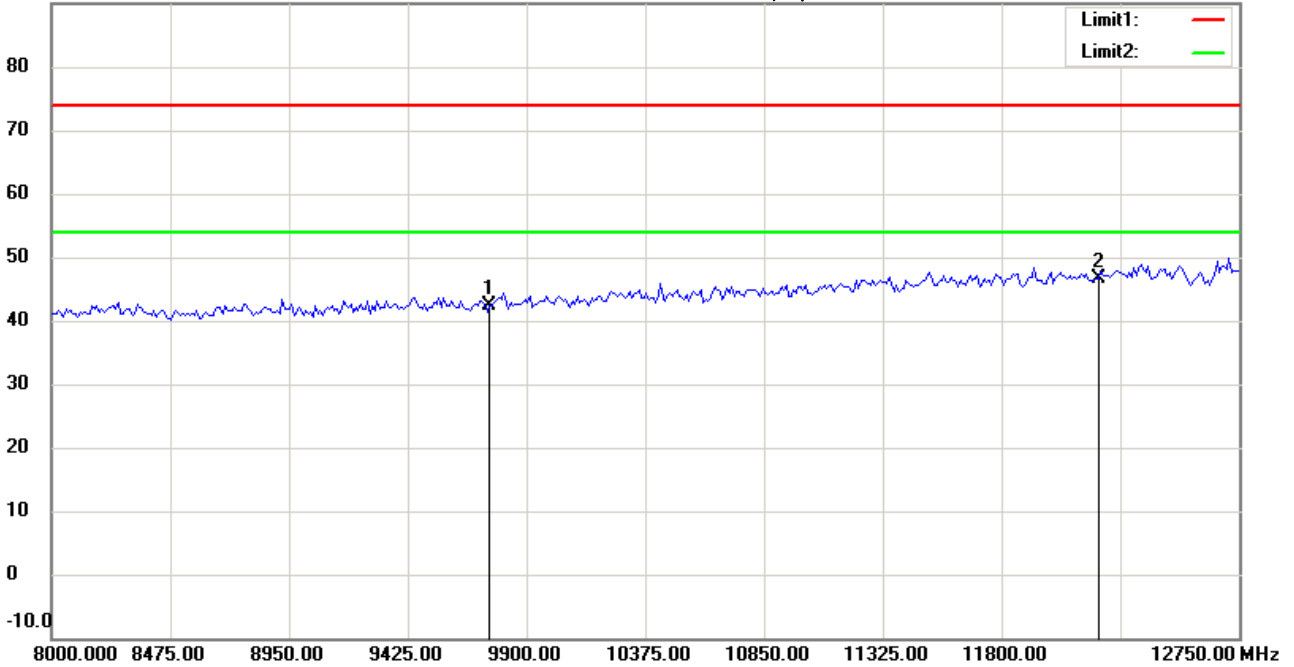
Date: 2015/3/13

Temperature:24 °C

90.0 dBuV/m

Time: 下午 07:57:25

Humidity:60 %



Site : Chamber

Condition : FCC_part 15 RE-Class C_Above 1GHz_PK

Polarization: *Vertical*

EUT : W6M21502-14830

Power : 120 V.a.c.

M/N:

Distance: 3m

Test Mode : TX 802.11n 40M CH4

Note :

Mk.	Frequency (MHz)	Reading (dBuV)	Detector	Corr. factor (dB/m)	Result (dBuV/m)	Limit (dBuV/m)	Ant.Pos (cm)	Tab.Pos (deg.)	Margin (dB)	Comment
	9748.000	34.87	peak	7.58	42.45	74.00	100	135	-31.55	
*	12185.000	32.90	peak	13.77	46.67	74.00	100	50	-27.33	



Radiated Emission Measurement

Operator: Roy

File :3

Data :#4

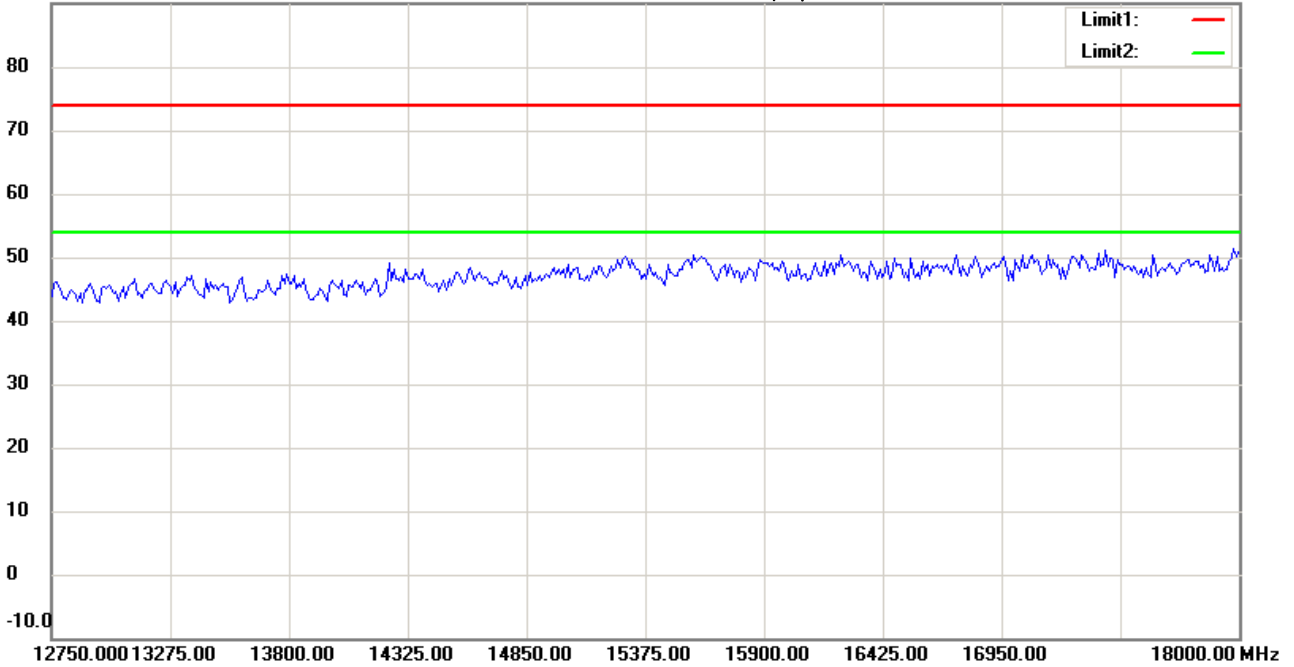
Date: 2015/3/13

Temperature:24 °C

90.0 dBuV/m

Time: 下午 07:55:01

Humidity:60 %



Site : Chamber

Condition : FCC_part 15 RE-Class C_Above 1GHz_PK

EUT : W6M21502-14830

M/N:

Test Mode : TX 802.11n 40M CH4

Note :

Polarization: *Horizontal*

Power : 120 Va.c.

Distance: 3m

Mk.	Frequency (MHz)	Reading (dBuV)	Detector	Corr. factor (dB/m)	Result (dBuV/m)	Limit (dBuV/m)	Ant.Pos (cm)	Tab.Pos (deg.)	Margin (dB)	Comment
-----	-----------------	----------------	----------	---------------------	-----------------	----------------	--------------	----------------	-------------	---------



Radiated Emission Measurement

Operator: Roy

File :3

Data :#9

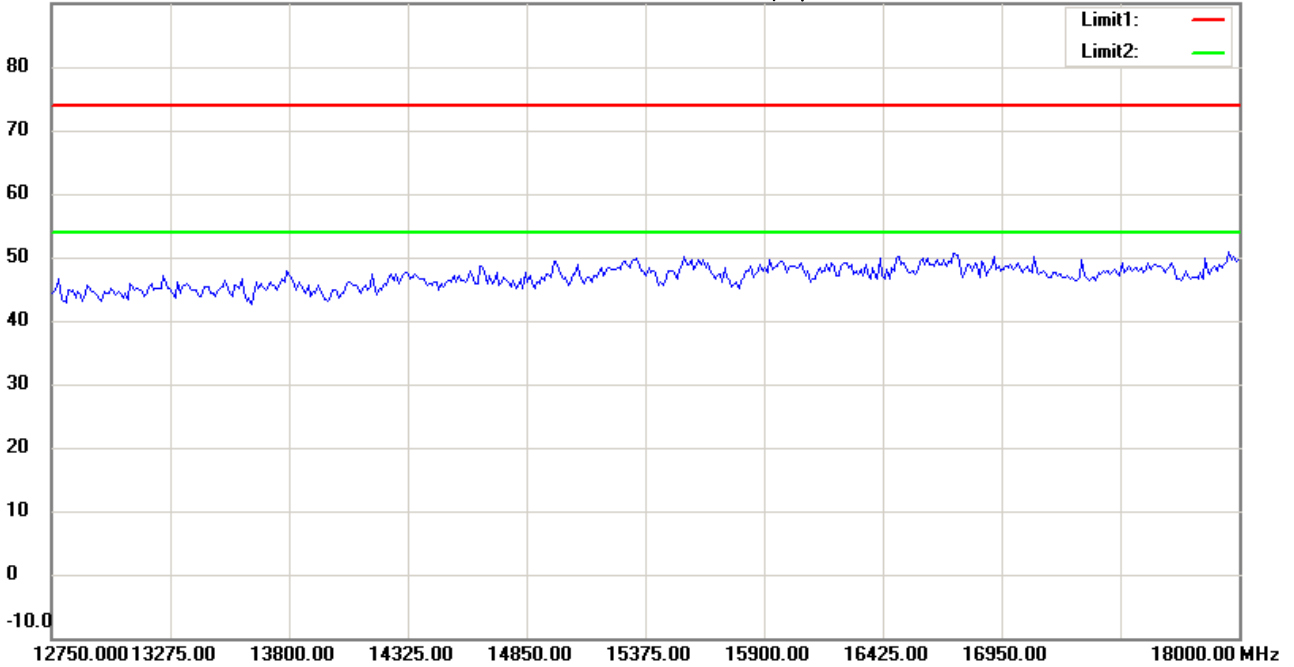
Date: 2015/3/13

Temperature:24 °C

90.0 dBuV/m

Time: 下午 07:57:39

Humidity:60 %



Site : Chamber

Condition : FCC_part 15 RE-Class C_Above 1GHz_PK

EUT : W6M21502-14830

M/N:

Test Mode : TX 802.11n 40M CH4

Note :

Polarization: *Vertical*

Power : 120 V.a.c.

Distance: 3m

Mk.	Frequency (MHz)	Reading (dBuV)	Detector	Corr. factor (dB/m)	Result (dBuV/m)	Limit (dBuV/m)	Ant.Pos (cm)	Tab.Pos (deg.)	Margin (dB)	Comment
-----	-----------------	----------------	----------	---------------------	-----------------	----------------	--------------	----------------	-------------	---------



Radiated Emission Measurement

Operator: Roy

File :3

Data :#5

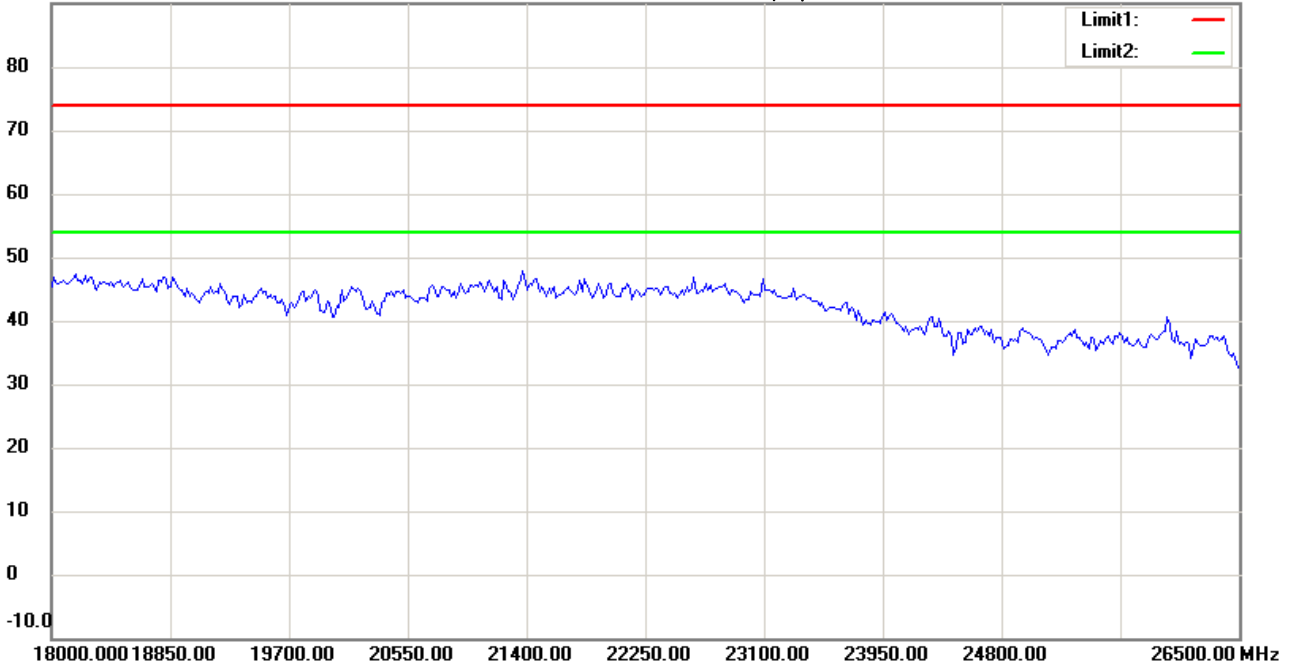
Date: 2015/3/13

Temperature:24 °C

90.0 dBuV/m

Time: 下午 07:55:11

Humidity:60 %



Site : Chamber

Condition : FCC_part 15 RE-Class C_Above 1GHz_PK

Polarization: *Horizontal*

EUT : W6M21502-14830

Power : 120 V.a.c.

M/N:

Distance: 3m

Test Mode : TX 802.11n 40M CH4

Note :

Mk.	Frequency (MHz)	Reading (dBuV)	Detector	Corr. factor (dB/m)	Result (dBuV/m)	Limit (dBuV/m)	Ant.Pos (cm)	Tab.Pos (deg.)	Margin (dB)	Comment
-----	-----------------	----------------	----------	---------------------	-----------------	----------------	--------------	----------------	-------------	---------



Radiated Emission Measurement

Operator: Roy

File :3

Data :#10

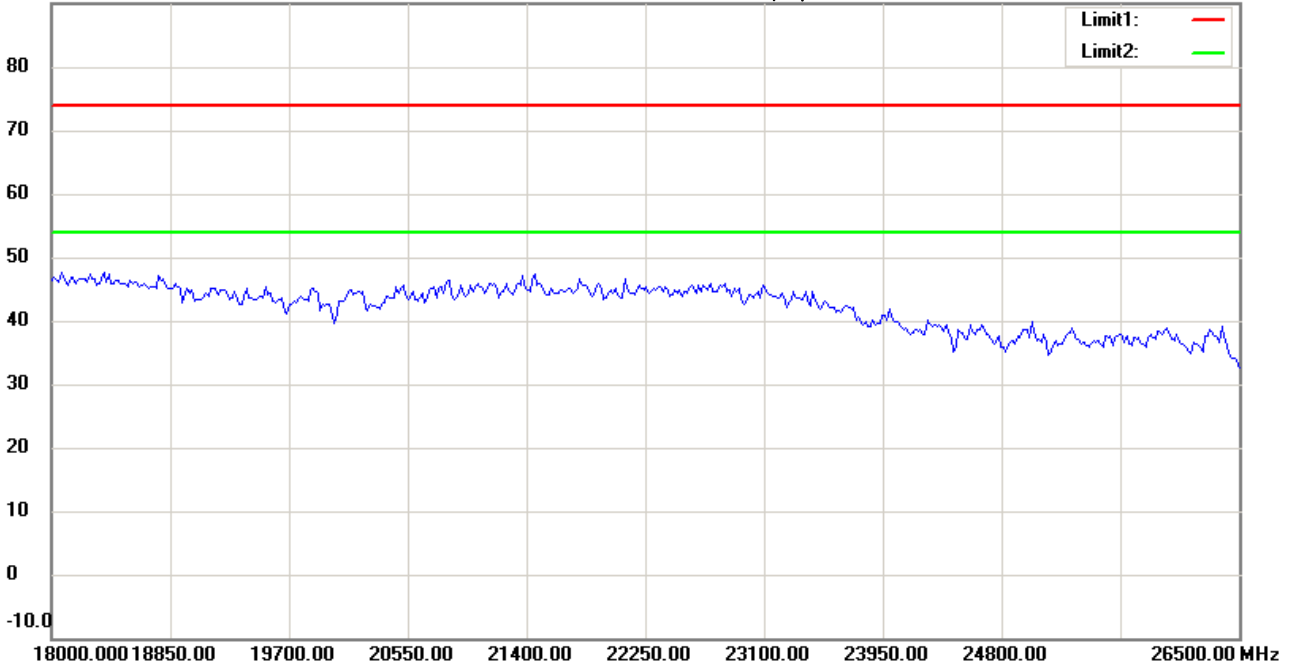
Date: 2015/3/13

Temperature:24 °C

90.0 dBuV/m

Time: 下午 07:57:49

Humidity:60 %



Site : Chamber

Condition : FCC_part 15 RE-Class C_Above 1GHz_PK

EUT : W6M21502-14830

M/N:

Test Mode : TX 802.11n 40M CH4

Note :

Polarization: *Vertical*

Power : 120 V.a.c.

Distance: 3m

Mk.	Frequency (MHz)	Reading (dBuV)	Detector	Corr. factor (dB/m)	Result (dBuV/m)	Limit (dBuV/m)	Ant.Pos (cm)	Tab.Pos (deg.)	Margin (dB)	Comment
-----	-----------------	----------------	----------	---------------------	-----------------	----------------	--------------	----------------	-------------	---------



Radiated Emission Measurement

Operator: Leon

File :1

Data :#1

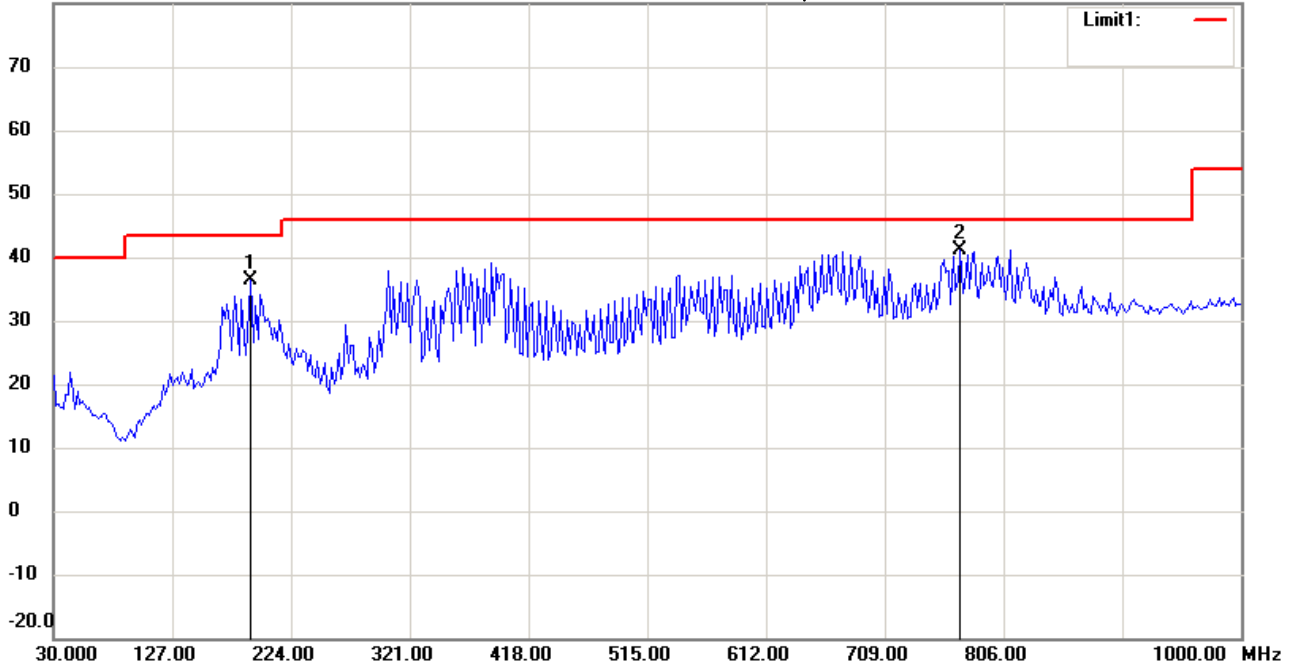
Date: 2015/3/13

Temperature:24 °C

80.0 dBuV/m

Time: 上午 08:35:26

Humidity:60 %



Site : Chamber

Condition : FCC_part 15 RE-Class C_30-1000MHz

EUT : W6M21502-14830

M/N:

Test Mode : TX 802.11n 40M CH7

Note :

Polarization: *Horizontal*

Power : 120 Va.c.

Distance: 3m

Mk.	Frequency (MHz)	Reading (dBuV)	Detector	Corr. factor (dB/m)	Result (dBuV/m)	Limit (dBuV/m)	Ant.Pos (cm)	Tab.Pos (deg.)	Margin (dB)	Comment
	191.3427	23.76	peak	12.58	36.34	43.50	100	155	-7.16	
*	770.6212	15.01	peak	26.21	41.22	46.00	100	120	-4.78	



Radiated Emission Measurement

Operator: Leon

File :1

Data :#2

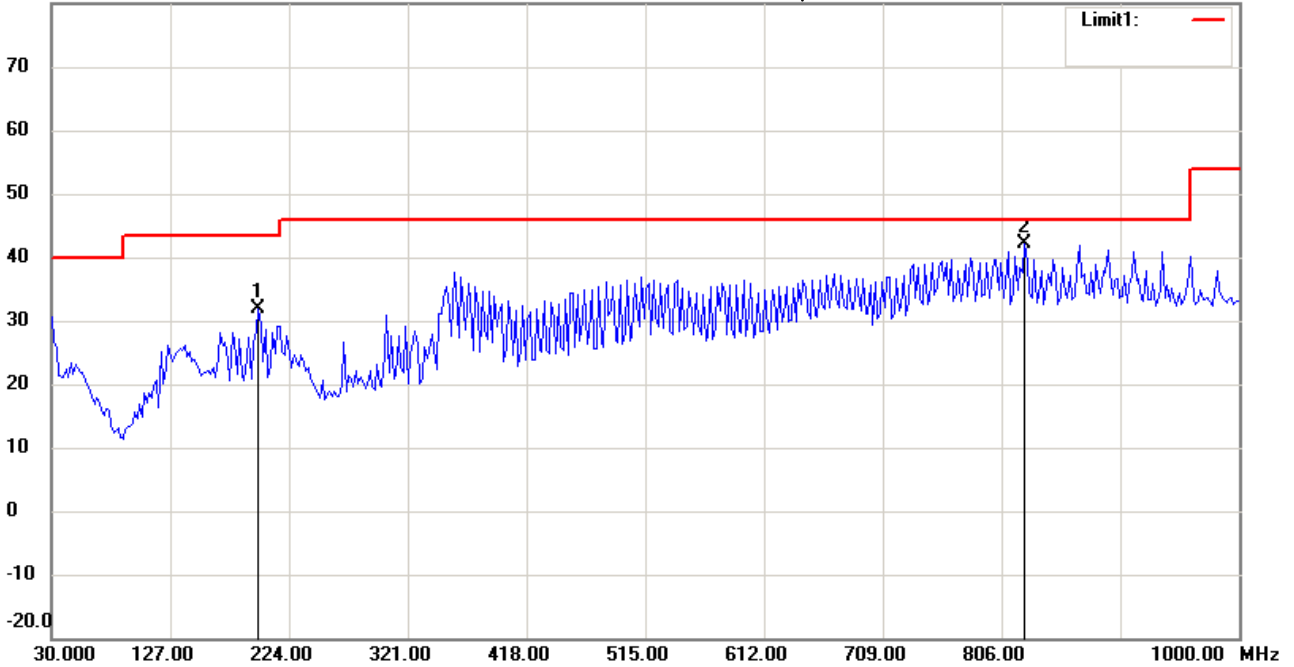
Date: 2015/3/13

Temperature:24 °C

80.0 dBuV/m

Time: 上午 08:36:11

Humidity:60 %



Site : Chamber

Condition : FCC_part 15 RE-Class C_30-1000MHz

Polarization: *Vertical*

EUT : W6M21502-14830

Power : 120 V.a.c.

M/N:

Distance: 3m

Test Mode : TX 802.11n 40M CH7

Note :

Mk.	Frequency (MHz)	Reading (dBuV)	Detector	Corr. factor (dB/m)	Result (dBuV/m)	Limit (dBuV/m)	Ant.Pos (cm)	Tab.Pos (deg.)	Margin (dB)	Comment
	199.1182	19.72	peak	12.15	31.87	43.50	100	135	-11.63	
*	825.0501	15.04	peak	27.07	42.11	46.00	100	60	-3.89	



Radiated Emission Measurement

Operator: Roy

File :3

Data :#1

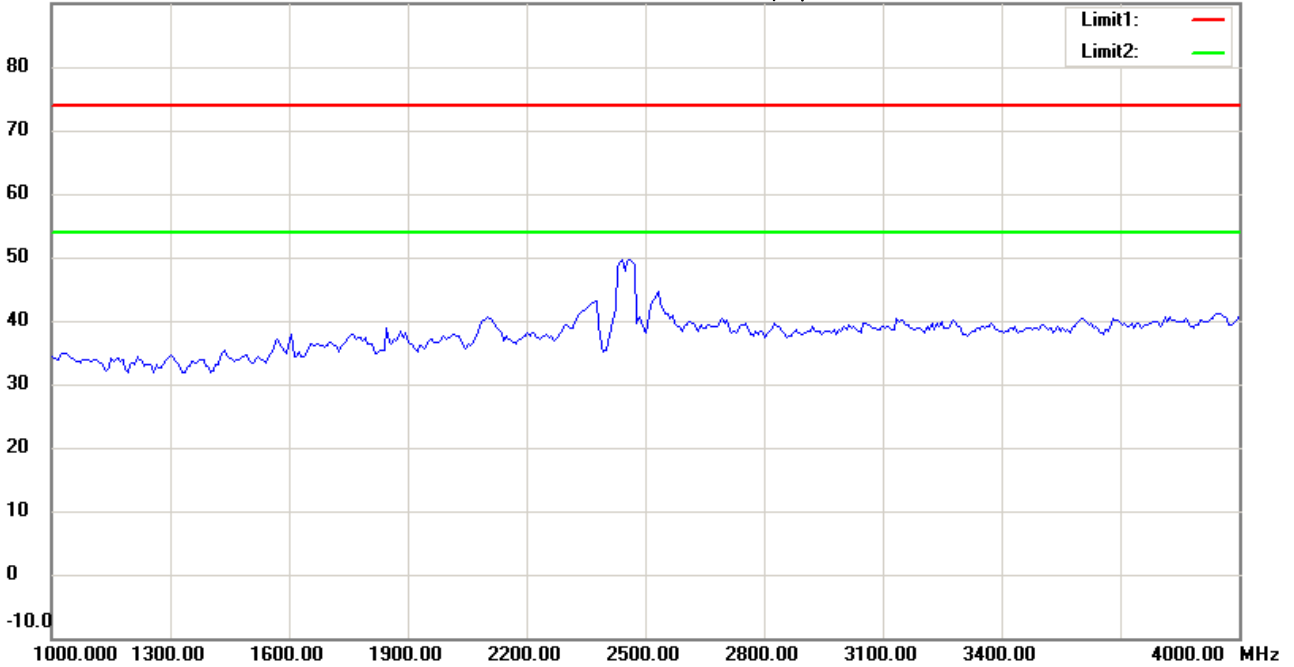
Date: 2015/3/13

Temperature:24 °C

90.0 dBuV/m

Time: 下午 08:01:18

Humidity:60 %



Site : Chamber

Condition : FCC_part 15 RE-Class C_Above 1GHz_PK

Polarization: *Horizontal*

EUT : W6M21502-14830

Power : 120 Va.c.

M/N:

Distance: 3m

Test Mode : TX 802.11n 40M CH7

Note :

Mk.	Frequency (MHz)	Reading (dBuV)	Detector	Corr. factor (dB/m)	Result (dBuV/m)	Limit (dBuV/m)	Ant.Pos (cm)	Tab.Pos (deg.)	Margin (dB)	Comment
-----	-----------------	----------------	----------	---------------------	-----------------	----------------	--------------	----------------	-------------	---------



Radiated Emission Measurement

Operator: Roy

File :3

Data :#6

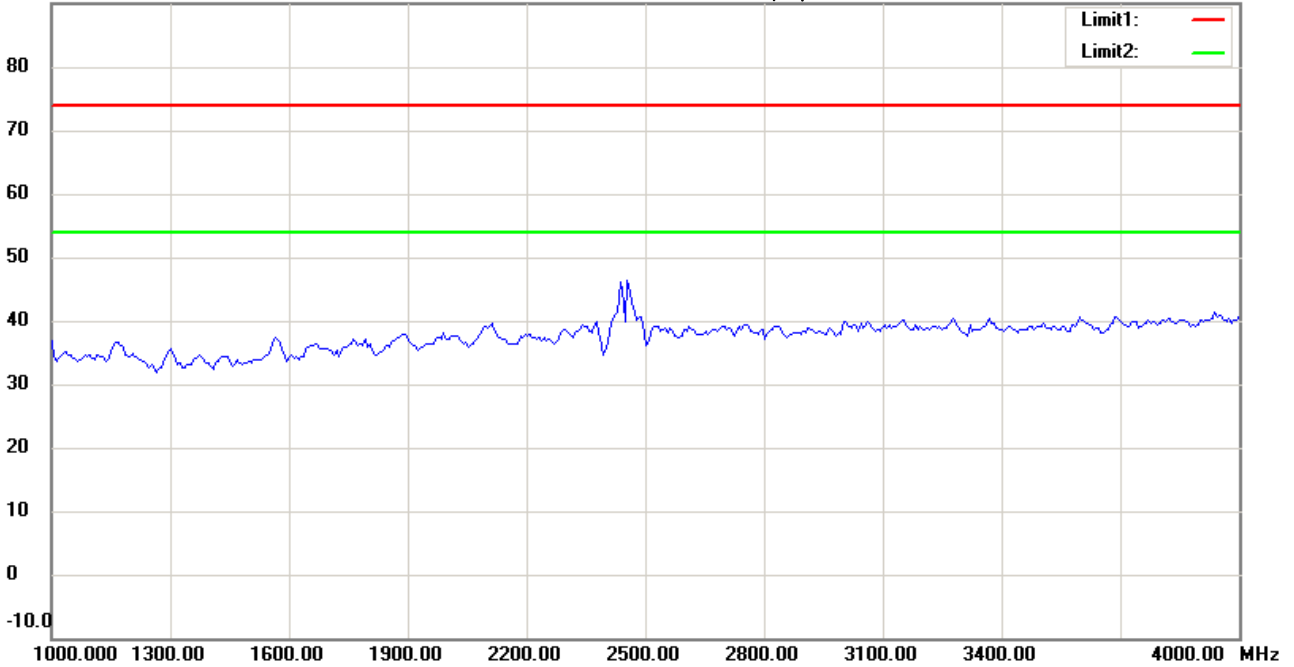
Date: 2015/3/13

Temperature:24 °C

90.0 dBuV/m

Time: 下午 08:04:24

Humidity:60 %



Site : Chamber

Condition : FCC_part 15 RE-Class C_Above 1GHz_PK

EUT : W6M21502-14830

M/N:

Test Mode : TX 802.11n 40M CH7

Note :

Polarization: *Vertical*

Power : 120 Va.c.

Distance: 3m

Mk.	Frequency (MHz)	Reading (dBuV)	Detector	Corr. factor (dB/m)	Result (dBuV/m)	Limit (dBuV/m)	Ant.Pos (cm)	Tab.Pos (deg.)	Margin (dB)	Comment
-----	-----------------	----------------	----------	---------------------	-----------------	----------------	--------------	----------------	-------------	---------



Radiated Emission Measurement

Operator: Roy

File :3

Data :#2

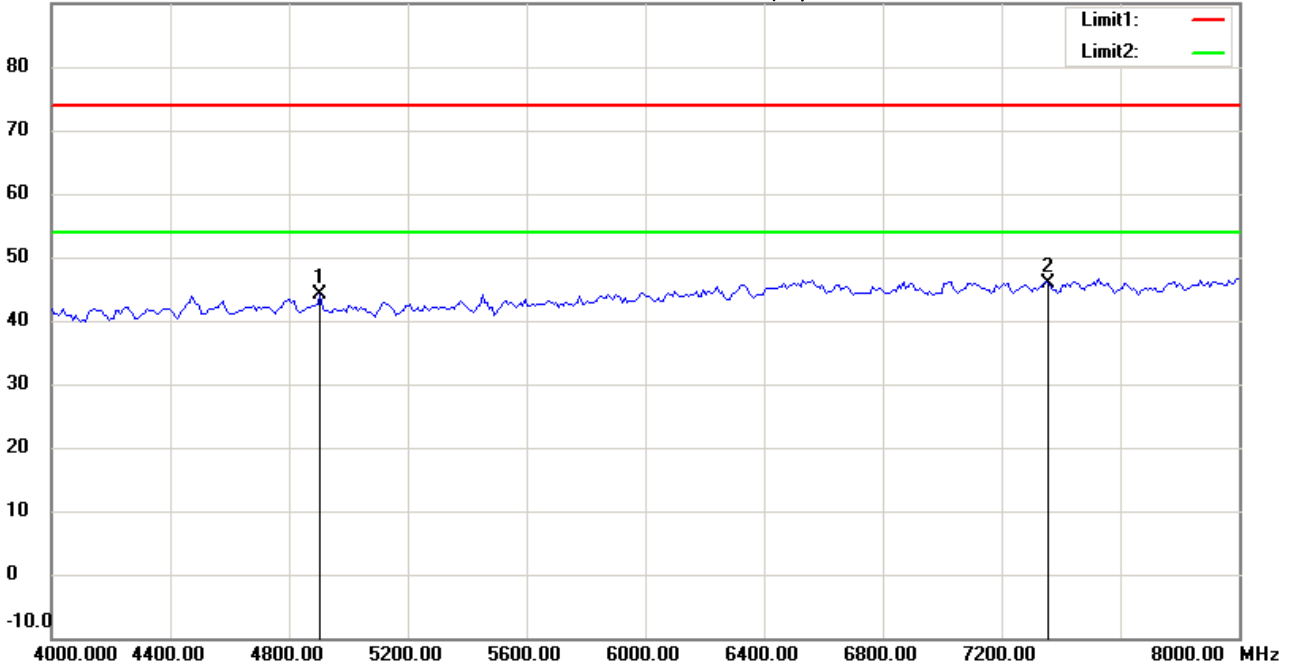
Date: 2015/3/13

Temperature:24 °C

90.0 dBuV/m

Time: 下午 08:02:03

Humidity:60 %



Site : Chamber

Condition : FCC_part 15 RE-Class C_Above 1GHz_PK

Polarization: *Horizontal*

EUT : W6M21502-14830

Power : 120 Va.c.

M/N:

Distance: 3m

Test Mode : TX 802.11n 40M CH7

Note :

Mk.	Frequency (MHz)	Reading (dBuV)	Detector	Corr. factor (dB/m)	Result (dBuV/m)	Limit (dBuV/m)	Ant.Pos (cm)	Tab.Pos (deg.)	Margin (dB)	Comment
	4904.000	43.33	peak	0.77	44.10	74.00	100	220	-29.90	
*	7356.000	41.23	peak	4.58	45.81	74.00	100	155	-28.19	



Radiated Emission Measurement

Operator: Roy

File :3

Data :#7

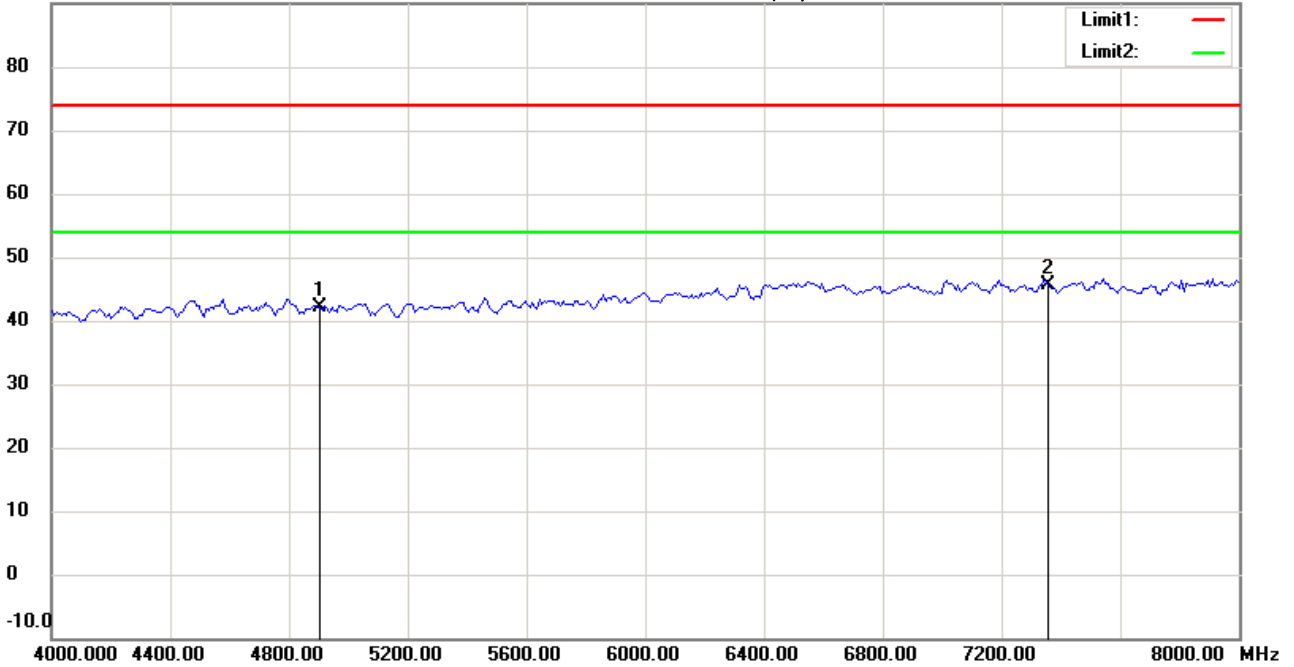
Date: 2015/3/13

Temperature:24 °C

90.0 dBuV/m

Time: 下午 08:05:09

Humidity:60 %



Site : Chamber

Condition : FCC_part 15 RE-Class C_Above 1GHz_PK

Polarization: *Vertical*

EUT : W6M21502-14830

Power : 120 V.a.c.

M/N:

Distance: 3m

Test Mode : TX 802.11n 40M CH7

Note :

Mk.	Frequency (MHz)	Reading (dBuV)	Detector	Corr. factor (dB/m)	Result (dBuV/m)	Limit (dBuV/m)	Ant.Pos (cm)	Tab.Pos (deg.)	Margin (dB)	Comment
	4904.000	41.47	peak	0.77	42.24	74.00	100	200	-31.76	
*	7356.000	40.99	peak	4.58	45.57	74.00	100	65	-28.43	



Radiated Emission Measurement

Operator: Roy

File :3

Data :#3

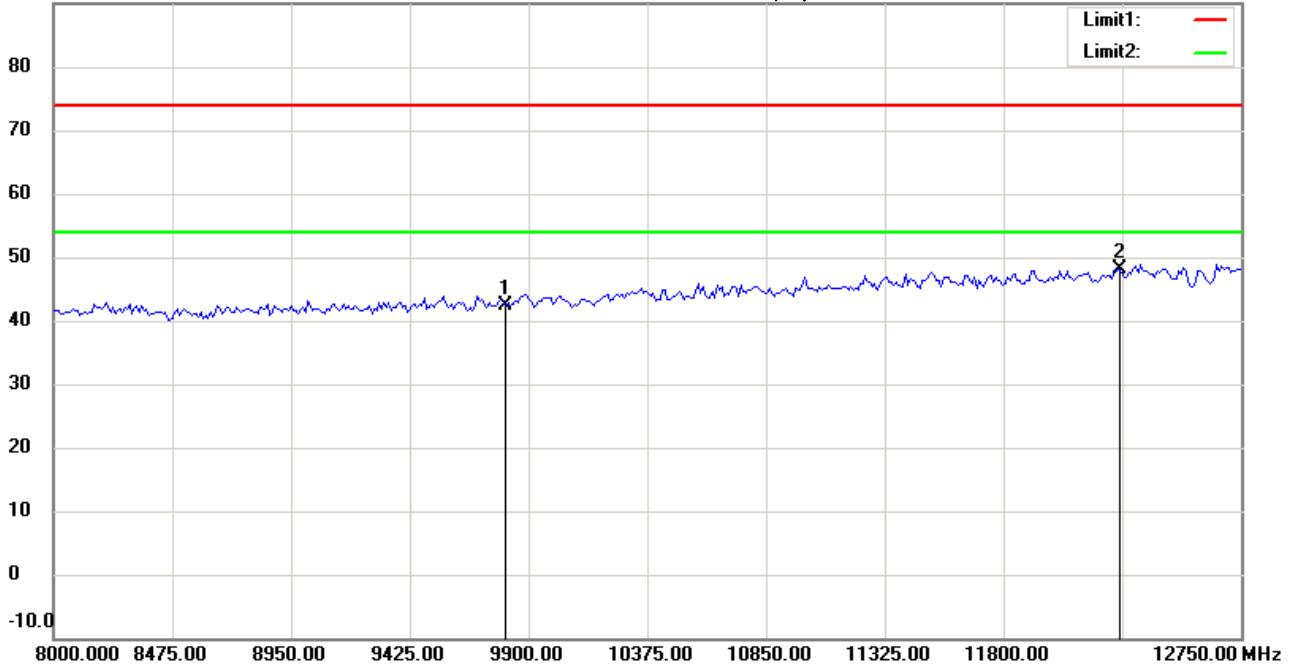
Date: 2015/3/13

Temperature:24 °C

90.0 dBuV/m

Time: 下午 08:02:54

Humidity:60 %



Site : Chamber

Condition : FCC_part 15 RE-Class C_Above 1GHz_PK

Polarization: *Horizontal*

EUT : W6M21502-14830

Power : 120 V.a.c.

M/N:

Distance: 3m

Test Mode : TX 802.11n 40M CH7

Note :

Mk.	Frequency (MHz)	Reading (dBuV)	Detector	Corr. factor (dB/m)	Result (dBuV/m)	Limit (dBuV/m)	Ant.Pos (cm)	Tab.Pos (deg.)	Margin (dB)	Comment
	9808.000	34.42	peak	7.88	42.30	74.00	100	210	-31.70	
*	12260.000	34.59	peak	13.64	48.23	74.00	100	175	-25.77	



Radiated Emission Measurement

Operator: Roy

File :3

Data :#8

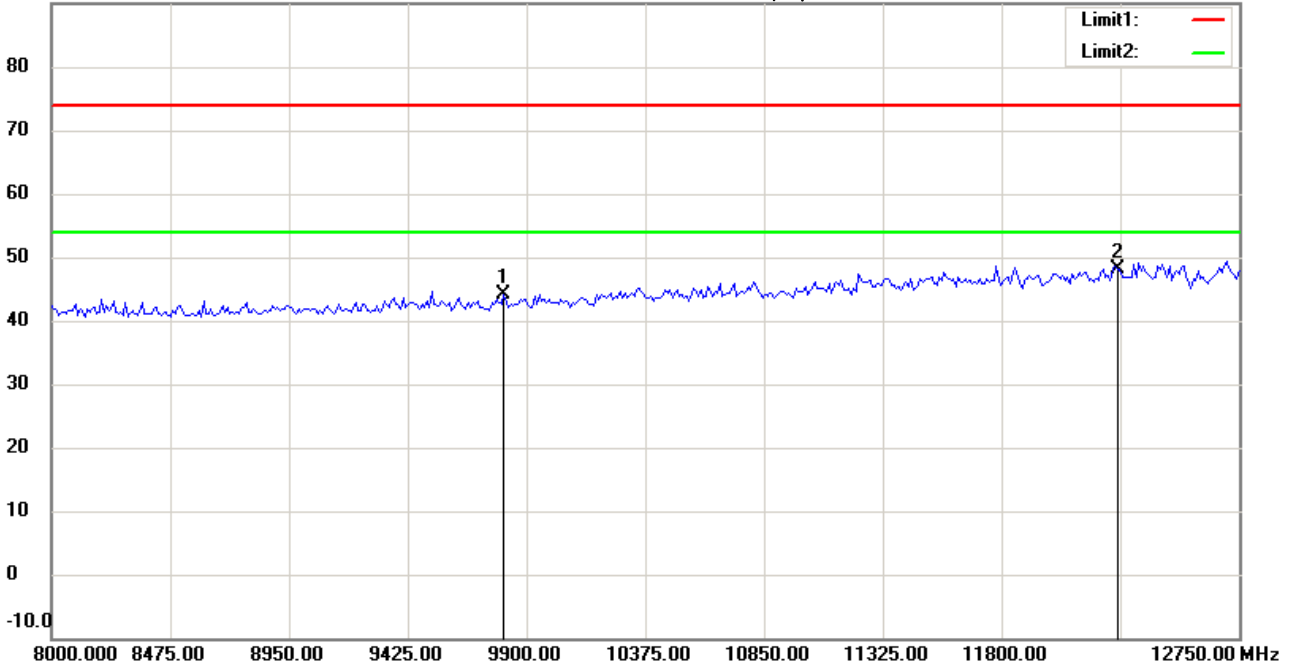
Date: 2015/3/13

Temperature:24 °C

90.0 dBuV/m

Time: 下午 08:05:54

Humidity:60 %



Site : Chamber

Condition : FCC_part 15 RE-Class C_Above 1GHz_PK

Polarization: *Vertical*

EUT : W6M21502-14830

Power : 120 V.a.c.

M/N:

Distance: 3m

Test Mode : TX 802.11n 40M CH7

Note :

Mk.	Frequency (MHz)	Reading (dBuV)	Detector	Corr. factor (dB/m)	Result (dBuV/m)	Limit (dBuV/m)	Ant.Pos (cm)	Tab.Pos (deg.)	Margin (dB)	Comment
	9808.000	36.30	peak	7.88	44.18	74.00	100	310	-29.82	
*	12260.000	34.44	peak	13.64	48.08	74.00	100	245	-25.92	



Radiated Emission Measurement

Operator: Roy

File :3

Data :#4

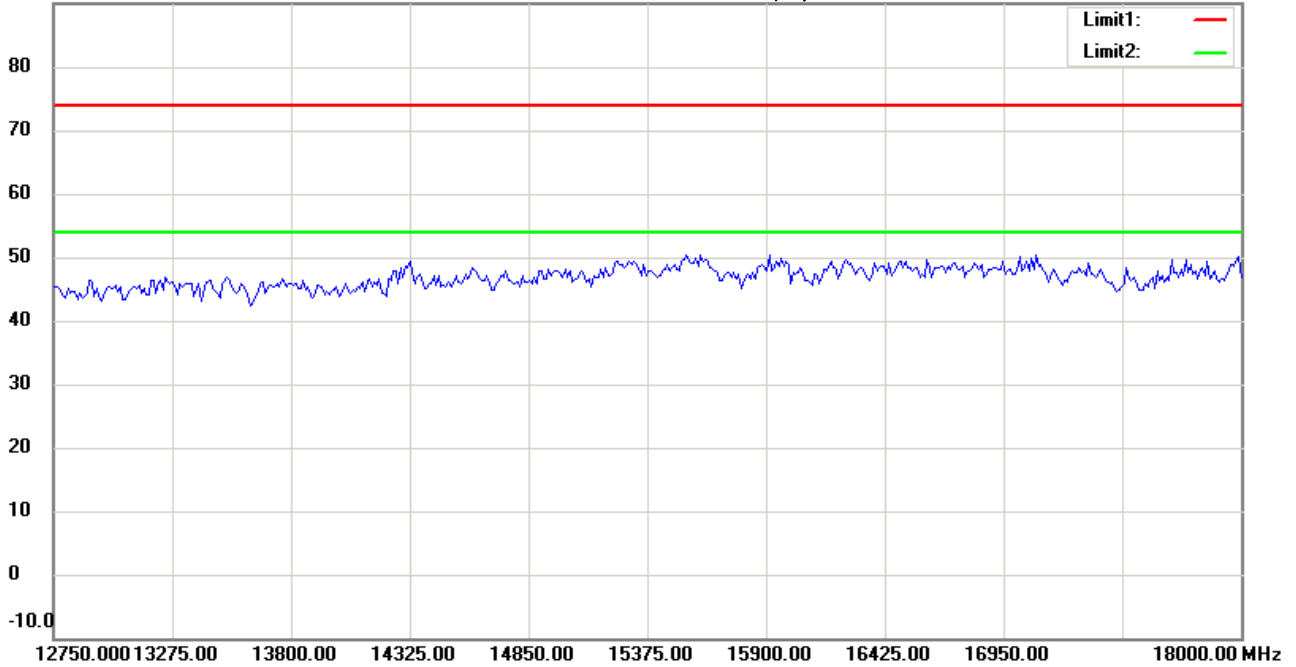
Date: 2015/3/13

Temperature:24 °C

90.0 dBuV/m

Time: 下午 08:03:08

Humidity:60 %



Site : Chamber

Condition : FCC_part 15 RE-Class C_Above 1GHz_PK

EUT : W6M21502-14830

M/N:

Test Mode : TX 802.11n 40M CH7

Note :

Polarization: *Horizontal*

Power : 120 Va.c.

Distance: 3m

Mk.	Frequency (MHz)	Reading (dBuV)	Detector	Corr. factor (dB/m)	Result (dBuV/m)	Limit (dBuV/m)	Ant.Pos (cm)	Tab.Pos (deg.)	Margin (dB)	Comment
-----	-----------------	----------------	----------	---------------------	-----------------	----------------	--------------	----------------	-------------	---------



Radiated Emission Measurement

Operator: Roy

File :3

Data :#9

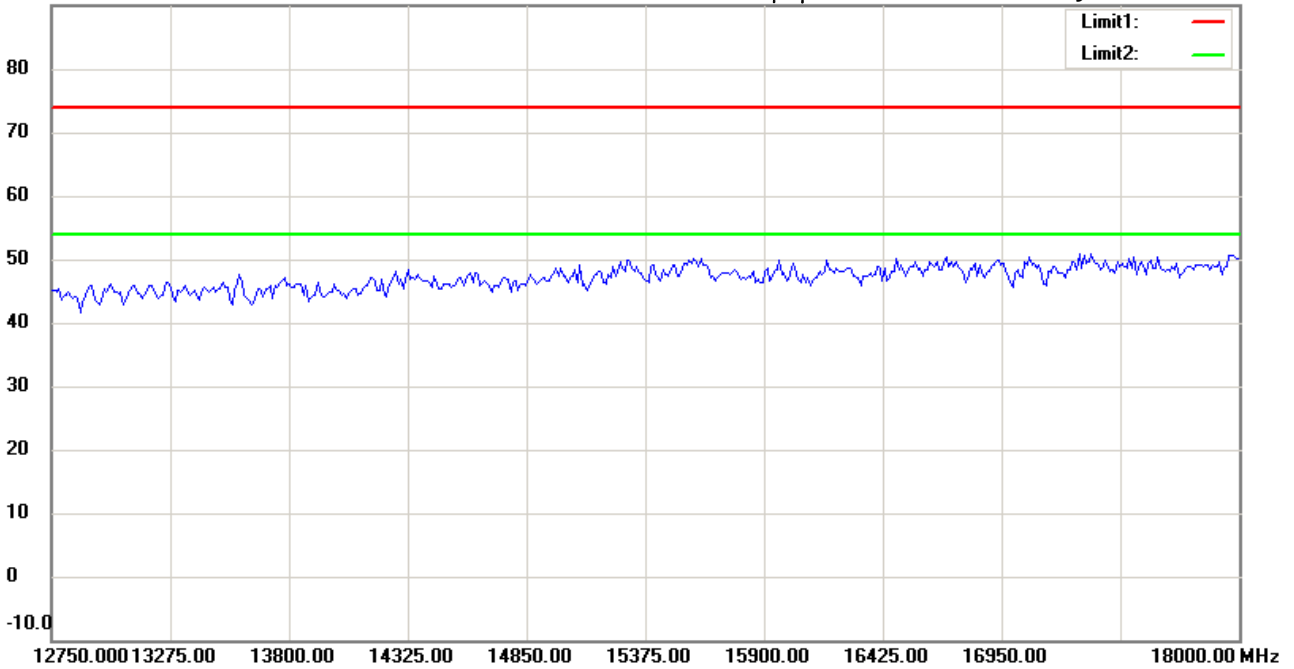
Date: 2015/3/13

Temperature:24 °C

90.0 dBuV/m

Time: 下午 08:06:07

Humidity:60 %



Site : Chamber

Condition : FCC_part 15 RE-Class C_Above 1GHz_PK

EUT : W6M21502-14830

M/N:

Test Mode : TX 802.11n 40M CH7

Note :

Polarization: *Vertical*

Power : 120 Va.c.

Distance: 3m

Mk.	Frequency (MHz)	Reading (dBuV)	Detector	Corr. factor (dB/m)	Result (dBuV/m)	Limit (dBuV/m)	Ant.Pos (cm)	Tab.Pos (deg.)	Margin (dB)	Comment
-----	-----------------	----------------	----------	---------------------	-----------------	----------------	--------------	----------------	-------------	---------



Radiated Emission Measurement

Operator: Roy

File :3

Data :#5

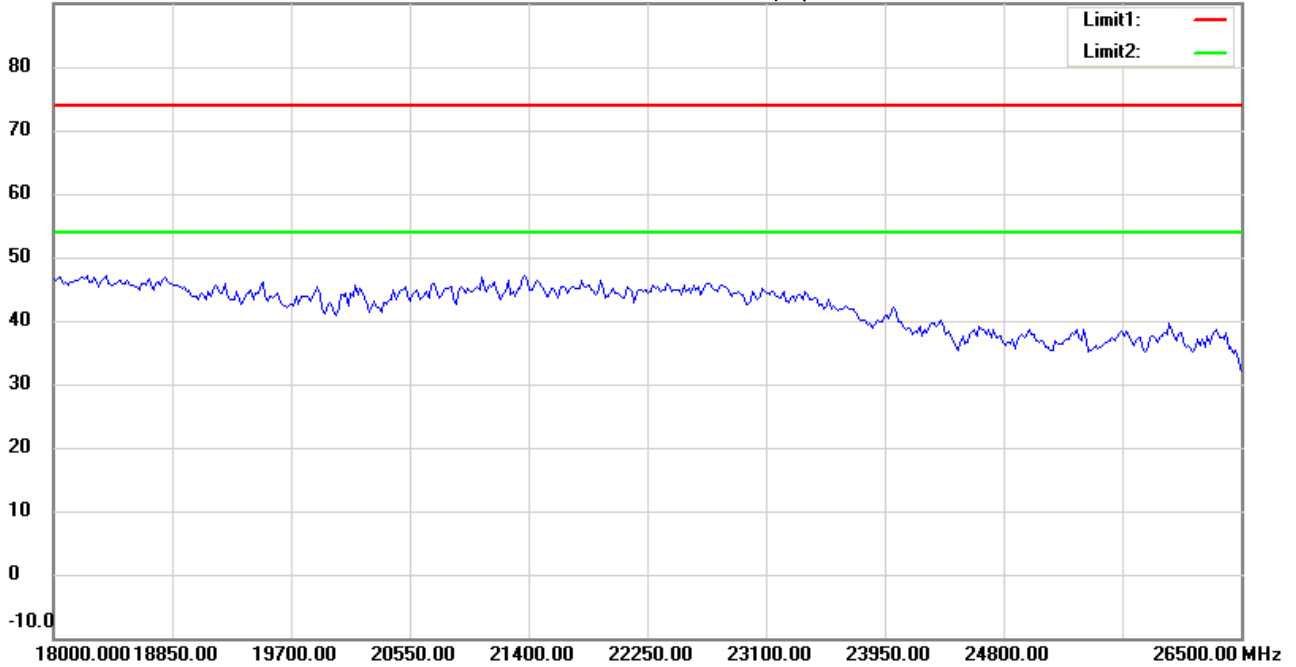
Date: 2015/3/13

Temperature:24 °C

90.0 dBuV/m

Time: 下午 08:03:17

Humidity:60 %



Site : Chamber

Condition : FCC_part 15 RE-Class C_Above 1GHz_PK

EUT : W6M21502-14830

M/N:

Test Mode : TX 802.11n 40M CH7

Note :

Polarization: *Horizontal*

Power : 120 Va.c.

Distance: 3m

Mk.	Frequency (MHz)	Reading (dBuV)	Detector	Corr. factor (dB/m)	Result (dBuV/m)	Limit (dBuV/m)	Ant.Pos (cm)	Tab.Pos (deg.)	Margin (dB)	Comment
-----	-----------------	----------------	----------	---------------------	-----------------	----------------	--------------	----------------	-------------	---------



Address:6F.,No.58,Ln 188,Ruey Kuang Rd,Neihu,Taipei
 Tel:+886-2-6606-8877
 Fax:+886-2-6606-8875

Radiated Emission Measurement

Operator: Roy

File :3

Data :#10

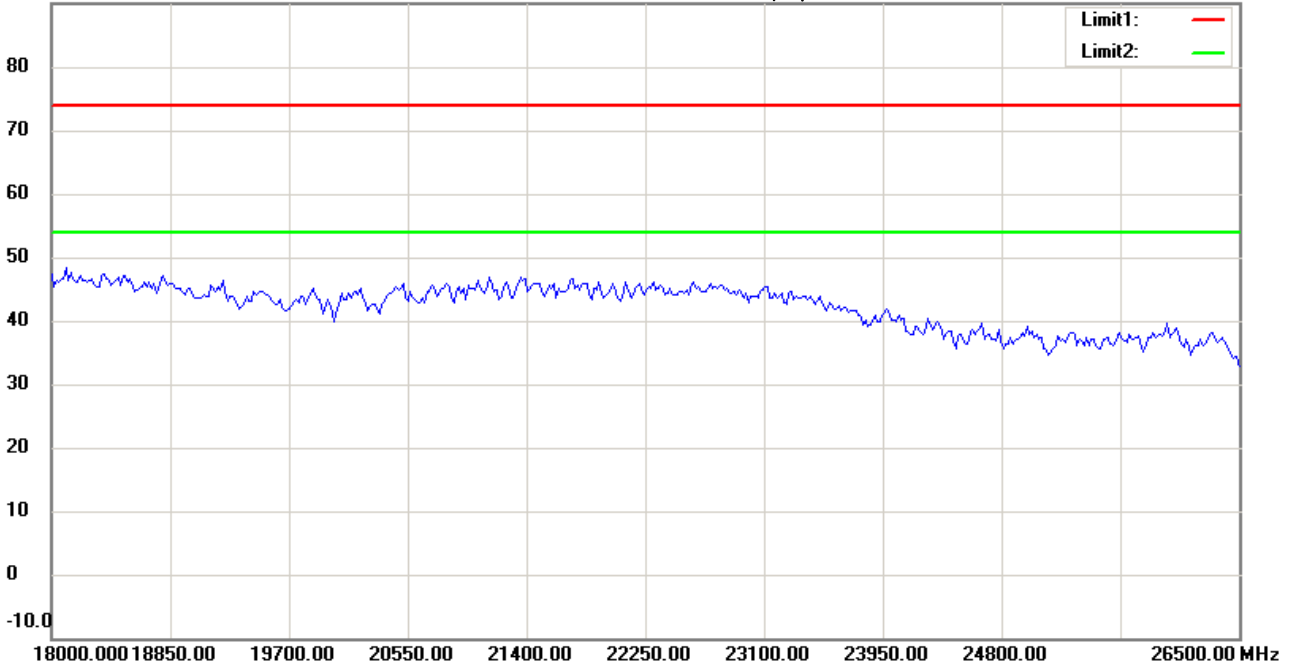
Date: 2015/3/13

Temperature:24 °C

90.0 dBuV/m

Time: 下午 08:06:17

Humidity:60 %



Site : Chamber

Condition : FCC_part 15 RE-Class C_Above 1GHz_PK

EUT : W6M21502-14830

M/N:

Test Mode : TX 802.11n 40M CH7

Note :

Polarization: *Vertical*

Power : 120 Va.c.

Distance: 3m

Mk.	Frequency (MHz)	Reading (dBuV)	Detector	Corr. factor (dB/m)	Result (dBuV/m)	Limit (dBuV/m)	Ant.Pos (cm)	Tab.Pos (deg.)	Margin (dB)	Comment
-----	-----------------	----------------	----------	---------------------	-----------------	----------------	--------------	----------------	-------------	---------

*:Maximum data x:Over limit !:over margin