


Test Set Up Photographs Radiated



Photograph 1: Front View Radiated Emissions Worst Case – Above 1000 MHz Configuration




Photograph 2: Back View Radiated Emissions Worst Case – Above 1000 MHz Configuration



Photograph 3: Vertical Configuration



Photograph 4: Flat Configuration




Photograph 5: On Edge Configuration (Worst Case)

Reference Test Set Up Photographs



Photograph 6: Reference Photo of Test Setup for Emissions Below 30 MHz



Photograph 7: Reference Photo of Test Setup for Emissions From 30 MHz to 1000 MHz



Photograph 8: Reference Photo of Test Setup for Emissions Above 1000 MHz