


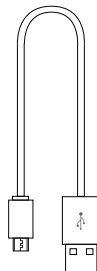


[Quick Start](#)

Accessories in Box

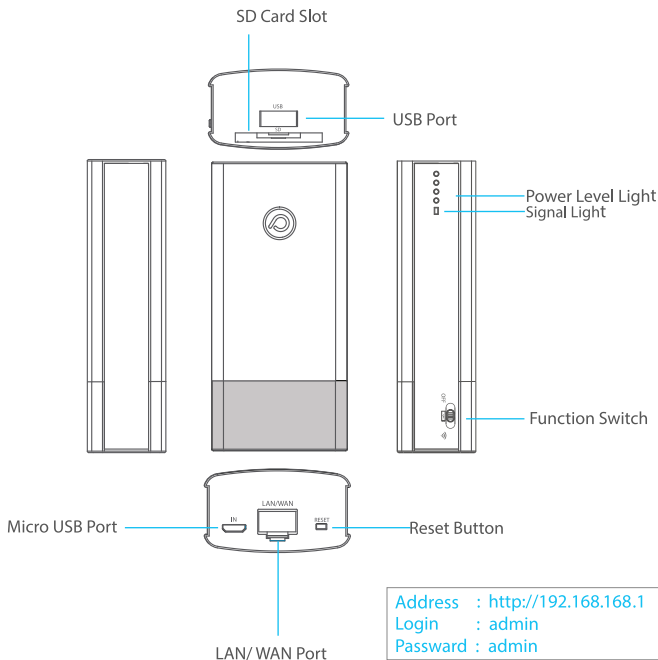


Share Stick x 1



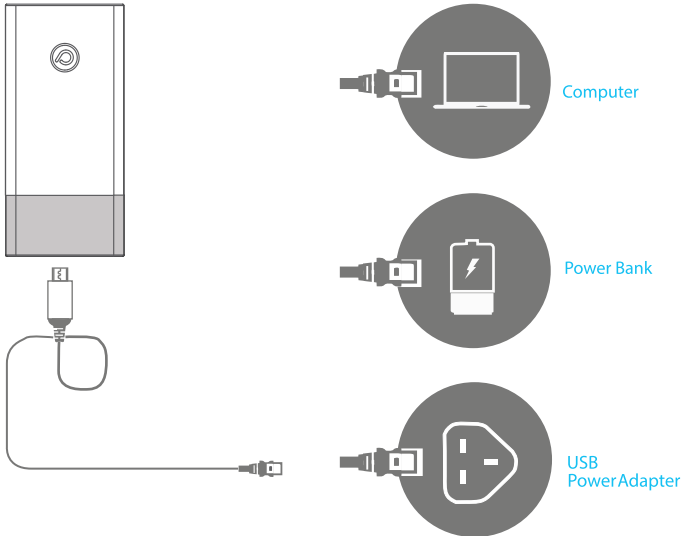
Micro USB Cable x 1

Share Stick Overview

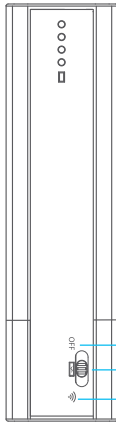


How to charge your Share Stick ?

You can charge your Share Stick by :



Operation Steps



Share Stick is in Off status whenever the switch is right here.

Share Stick will act as a power bank only under this mode

All the Wifi mode and USB or SD card sharing will be activated only under this mode with signal light on.

WiFi Mode	Blue Light
Once 3G dongle / LAN cable inserted	Red Light

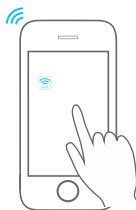
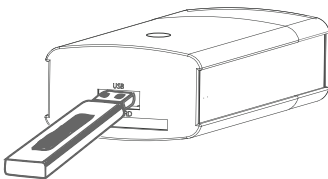
Features



USB Share

Slide the function switch to the WiFi Mode 

- 1) Connect your laptop or mobile to the Share Stick by WiFi setting
- 2) Insert your USB as below
- 3) Launch our Share App in you mobile or access to the setting page via web browser
[Address: 192.168.168.1](http://192.168.168.1)
- 4) You can now upload or download any media or file

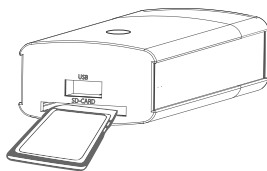




SD Card Share

Slide the function switch to the WiFi Mode 

- 1) Connect your laptop or mobile to the Share Stick by WiFi setting
- 2) Insert your SD Card as below
- 3) Launch our Share App in you mobile or access to the setting page via web browser
[Address: 192.168.168.1](http://192.168.168.1)
- 4) You can now upload or download any media or file



Insert a memory card in the face-down position pointing toward the card slot.

* Note: The card slides in easily when it's in the correct position, so if you feel resistance, don't force it. Make sure it's in the correctly lined up and try again.

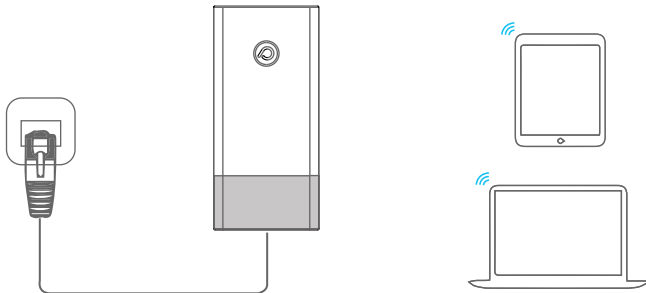
To remove the card, use your fingernail to push the card in and release it. It will pop out of the slot.



Wireless Router

300Mbps (10 Users)

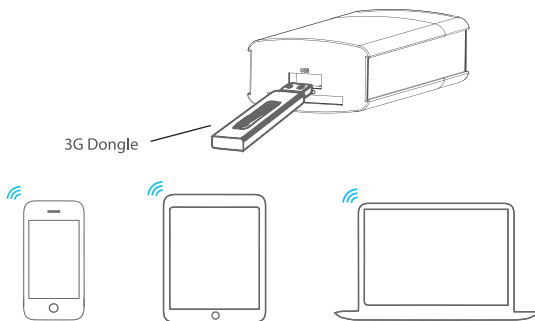
The RJ-45 port in Share Stick allows you to plug in any LAN connection in and turn it into a Wi-Fi access point. It enables 10 devices to be connected at the same time with fast transfer speed up to 300Mbps. Everybody within the area can access the Internet freely now in your hotel room





3G to WiFi Converter

Once you plug the 3G USB dongle in, Share Stick will convert its signal in WiFi. So all your devices can be connected to the internet everywhere wirelessly now with the local data SIM card only. It won't limit to your mobile or laptop only anymore.




Certain 3G dongles may not be supported base on service provider, we are still testing different types of 3G dongle to maximize its compatibility, it can be upgraded by firmware in future.



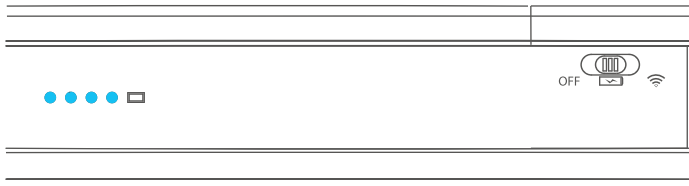
Power Bank

5200mAh

Slide the function switch to the Power Bank Mode 

- 1) For all tablets, mobiles, and other electronic products.
- 2) 5200 mAh built-in rechargeable Li-Polymer Battery

* The USB port is not able to charge any device under WiFi mode



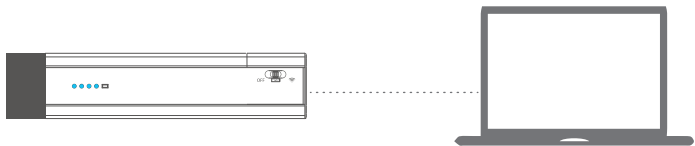
Specification

Built-In Li-polymer Battery	: 5200mAh
Micro USB Power Input	: DC 5V/1A
USB Power Output	: DC 5V/1A
USB Data Transfer	: Support USB 2.0, compatible with USB1.1
Wireless Standard	: IEEE 802.11 b/g/n
Signal Rate	: Up to 300Mbps
RJ45 Ethernet Port	: 10/100Mbps ,LAN/WAN Port
Operation Time	: Up to 24 Hrs
Wireless Hotpot	: Support AP Function, Maximum 10 users at the same time
Wireless Security	: Support WEP64/128, WPA /WPA 2, TKIP, AES, WPS
SD Card Slot	: Support SD/SDHC up to 32GB SDXC up to 128GB
3G Router	: Compatible with HSPA+/UMTS/EVDO 3G USB Modem
Features	: Can read SD Card and USB Storage at the same time. Support FTP, HTTP file Sharing to iOS/Android tablet users, as well as Custom App

Weight : 123.5g

Size : 99* 46.5* 26.5mm

*Please make sure your Share Stick is always connected
to a power supply during the firmware update.



*User can manage the SD Card and USB from PC as mass storage only in power off mode.



Power Trend®

IMPORTANT SAFETY INFORMATION GUIDE

IMPORTANT SAFETY AND HANDLING INFORMATION

Warning : Failure to follow these safety instructions could result in fire, electric shock, or other injury or damage to Share products or other property.

CARRYING AND HANDLING SHARE PRODUCT.

Share products contains sensitive components. Do not Drop, Disassemble, open , crush, bend, deform, puncture, shred, microwave, incinerate, paint, or insert foreign objects into Share products.

AVOIDING WATER AND WET LOCATIONS.

Do not use Share products in rain or other wet locations. Take care not to spill any food or liquid on Share products. In case Share products gets wet, unplug all cables, turn off Share products before cleaning, and allow it to dry thoroughly before turning it on again. Do not attempt to dry with an external heat source, such as a microwave oven or hair dryer. A Share products that has been damaged as a result of exposure to liquids is not serviceable and not covered under warranty.

REPAIRING OR MODIFYING SHARE PRODUCTS.

Never attempt to repair or modify Share products yourself. Disassembling Share products may cause damage that is not covered under the warranty. Share products does not contain any user-serviceable parts. Service should only be provided by TrendPower Authorized Service Provider. If Share products have been in contact with liquids, punctured, or subjected to a severe fall, do not use it until you take it to a TrendPower Authorized Service Provider.

FCC Compliance

This device complies with part 15 of the FCC Rules. Operation is subject to the following two conditions: (1) This Device may not cause harmful interference, and (2) this device must accept any interference received, including interference that may cause undesired operation.

Changes or modifications not expressly approved by the party responsible for compliance could void the user's authority to operate the equipment.

This device meets the FCC Radio Frequency Emission Guideline and is certified with the FCC. This device has been tested and found to comply with the limits for a Class B digital device, pursuant to Part 15 of the Federal Communication Commission (FCC) Rules. These limits are designed to provide reasonable protection against harmful interference in residential installation. This device generates, users and can radiate radio frequency energy and is not installed and used in accordance with the instruction, may cause harmful interference to radio communications.

However, there is no guarantee that interference will not occur in a particular installation.

If this device does cause harmful interference to radio or television reception which can be determined by turning the device off and on, the user is encouraged to try to correct the interference by one or more of the following measures:

- Reorient or relocate the receiving antenna.

- Increase the separation between the device and receiver.

- Connect the equipment to an outlet on a circuit different from the one the receiver is connected to.

- Consult an experienced radio/TV technician for help

The SAR limit of USA (FCC) is 1.6 W/Kg averaged over one gram of tissue. This Product has been tested and complies with this exposure limit. Please refer to the physical device for applicable FCC IC. The transmitter must not be co-located or operating in conjunction with any other antenna or transmitter.

To prevent possible hearing damage, do not listen at high volume levels of long periods. Maximum earphone output voltage < 150mV.

This symbol indicates that this product must not be disposed of with your household waste. It is your responsibility to dispose of your waste equipment by handing it over to a designated collection point for the recycling of waste electrical and electronic equipment.

The separate collection and recycling of your waste equipment will help conserve natural resources and ensure that it is recycled in a manner that protects the environment. For more information about where you can drop off your waste equipment for recycling, please contact our local office.

**CAUTION: RISK OF EXPLOSION IF BATTERY IS REPLACED BY AN INCORRECT TYPE.
DISPOSE OF USED BATTERIES ACCORDING TO THE INSTRUCTIONS.**



www.powertrend.me

Trend Power Limited, Power Trend, ShareBeat, Share Foil, Share Foil⁺ Share Stick are registered trademarks of Trend Power Limited. © 2009 Apple Inc. All rights reserved. Apple, iPhone, iTunes are trademarks of Apple Inc., registered in the US and other countries. © 2012 Samsung Telecommunications America, LLC. Samsung and Galaxy S are both registered trademarks of Samsung Electronics Co., Ltd.