



# FCC RF Test Report

APPLICANT : Weifang GoerTek Electronics Co.,Ltd.  
EQUIPMENT : SRH-S1  
BRAND NAME : SONY  
MODEL NAME : SRH-S1  
FCC ID : SZGSRHS1  
STANDARD : FCC Part 15 Subpart C §15.247  
CLASSIFICATION : (DTS) Digital Transmission System  
TEST DATE(S) : Apr. 21, 2024 ~ Jul. 05, 2024

We, Sporton International Inc. (Kunshan), would like to declare that the tested sample has been evaluated in accordance with the test procedures and has been in compliance with the applicable technical standards.

The test results in this report apply exclusively to the tested model / sample. Without written approval of Sporton International Inc. (Kunshan), the test report shall not be reproduced except in full.

Jason Jia



Approved by: Jason Jia

**Sporton International Inc. (Kunshan)**

**No. 1098, Pengxi North Road, Kunshan Economic Development Zone Jiangsu Province 215300  
People's Republic of China**



# TABLE OF CONTENTS

**REVISION HISTORY..... 3**

**SUMMARY OF TEST RESULT ..... 4**

**1 GENERAL DESCRIPTION..... 5**

    1.1 Applicant ..... 5

    1.2 Manufacturer ..... 5

    1.3 Product Feature of Equipment Under Test..... 5

    1.4 Product Specification of Equipment Under Test..... 5

    1.5 Modification of EUT ..... 6

    1.6 Testing Location ..... 6

    1.7 Test Software ..... 6

    1.8 Applicable Standards..... 6

**2 TEST CONFIGURATION OF EQUIPMENT UNDER TEST..... 7**

    2.1 Carrier Frequency Channel ..... 7

    2.2 Test Mode ..... 8

    2.3 Connection Diagram of Test System ..... 9

    2.4 Support Unit used in test configuration and system ..... 10

    2.5 EUT Operation Test Setup ..... 10

    2.6 Measurement Results Explanation Example..... 10

**3 TEST RESULT ..... 11**

    3.1 6dB and 99% Bandwidth Measurement ..... 11

    3.2 Output Power Measurement..... 12

    3.3 Power Spectral Density Measurement ..... 13

    3.4 Conducted Band Edges and Spurious Emission Measurement ..... 14

    3.5 Radiated Band Edges and Spurious Emission Measurement ..... 15

    3.6 AC Conducted Emission Measurement..... 19

    3.7 Antenna Requirements ..... 21

**4 LIST OF MEASURING EQUIPMENT ..... 22**

**5 MEASUREMENT UNCERTAINTY ..... 23**

**APPENDIX A. CONDUCTED TEST RESULTS**

**APPENDIX B. AC CONDUCTED EMISSION TEST RESULT**

**APPENDIX C. RADIATED SPURIOUS EMISSION**

**APPENDIX D. DUTY CYCLE PLOTS**



### REVISION HISTORY

REPORT NO.	VERSION	DESCRIPTION	ISSUED DATE
FR420222D	Rev. 01	Initial issue of report	Jul. 15, 2024



### SUMMARY OF TEST RESULT

Report Section	FCC Rule	Description	Limit	Result	Remark
3.1	15.247(a)(2)	6dB Bandwidth	≥ 0.5MHz	Pass	-
3.1	-	99% Bandwidth	-	Report only	-
3.2	15.247(b)(3)	Peak Output Power	≤ 30dBm	Pass	-
3.3	15.247(e)	Power Spectral Density	≤ 8dBm/3kHz	Pass	-
3.4	15.247(d)	Conducted Band Edges and Spurious Emission	≤ 20dBc	Pass	-
3.5	15.247(d)	Radiated Band Edges and Spurious Emission	15.209(a) & 15.247(d)	Pass	Under limit 3.77 dB at 62.01 MHz
3.6	15.207	AC Conducted Emission	15.207(a)	Pass	Under limit 11.18 dB at 0.899 MHz
3.7	15.203 & 15.247(b)	Antenna Requirement	15.203 & 15.247(b)	Pass	-

**Conformity Assessment Condition:**

- The test results (PASS/FAIL) with all measurement uncertainty excluded are presented against the regulation limits or in accordance with the requirements stipulated by the applicant/manufacturer who shall bear all the risks of non-compliance that may potentially occur if measurement uncertainty is taken into account.
- The measurement uncertainty please refer to each test result in the section "Measurement Uncertainty"

**Disclaimer:**

The product specifications of the EUT presented in the test report that may affect the test assessments are declared by the manufacturer who shall take full responsibility for the authenticity.



# 1 General Description

## 1.1 Applicant

Weifang GoerTek Electronics Co.,Ltd.

Gaoxin 2 Road,Free Trade Zone,Weifang,Shandong,261205,P.R.China

## 1.2 Manufacturer

Sony Corporation

1-7-1 Konan Minato-ku Tokyo, 108-0075 Japan

## 1.3 Product Feature of Equipment Under Test

Product Feature	
Equipment	SRH-S1
Brand Name	SONY
Model Name	SRH-S1
FCC ID	SZGSRHS1
IMEI Code/SN	Conducted: TM722913CF000352 Conduction: VHZJD2DVT21008 Radiation: VHZJD2DVT21014
HW Version	R2
SW Version	V3
EUT Stage	Identical Prototype

Remark: The above EUT's information was declared by manufacturer. Please refer to the specifications or user's manual for more detailed description.

## 1.4 Product Specification of Equipment Under Test

Standards-related Product Specification	
Tx/Rx Frequency Range	2402 MHz ~ 2480 MHz
Number of Channels	40
Carrier Frequency of Each Channel	BLE: 40 Channel (37 hopping + 3 advertising channel) nRF: 40 Channel
Maximum Output Power to Antenna	<ANT3>: BLE 1Mbps: 3.76 dBm (0.0024 W) BLE 2Mbps: 3.74 dBm (0.0024 W) nRF 2Mbps: 3.85 dBm (0.0024 W)
99% Occupied Bandwidth	<ANT3>: BLE 1Mbps: 1.051 MHz BLE 2Mbps: 2.054 MHz nRF 2Mbps: 1.055 MHz
Antenna Type / Gain	<ANT3>: FPC Antenna with gain 1.62 dBi
Type of Modulation	GFSK

Note: The BLE & nRF Ant.3 are corresponding to NORDIC chipset.



### 1.5 Modification of EUT

No modifications are made to the EUT during all test items.

### 1.6 Testing Location

Sporton International Inc. (Kunshan) is accredited to ISO/IEC 17025:2017 by American Association for Laboratory Accreditation with Certificate Number 5145.02.

<b>Test Firm</b>	Sporton International Inc. (Kunshan)		
<b>Test Site Location</b>	No. 1098, Pengxi North Road, Kunshan Economic Development Zone Jiangsu Province 215300 People's Republic of China TEL : +86-512-57900158		
<b>Test Site No.</b>	<b>Sporton Site No.</b>	<b>FCC Designation No.</b>	<b>FCC Test Firm Registration No.</b>
	CO01-KS 03CH08-KS TH01-KS	CN1257	314309

### 1.7 Test Software

Item	Site	Manufacturer	Name	Version
1.	TH01-KS	Tonscend	JS1120-3 test system China_210602	3.3.10
2.	03CH08-KS	AUDIX	E3	210616
3.	CO01-KS	AUDIX	E3	6.2009-8-24

### 1.8 Applicable Standards

According to the specifications of the manufacturer, the EUT must comply with the requirements of the following standards:

- ♦ 47 CFR Part 15 Subpart C §15.247
- ♦ FCC KDB 558074 D01 15.247 Meas Guidance v05r02
- ♦ ANSI C63.10-2013

**Remark:**

1. All test items were verified and recorded according to the standards and without any deviation during the test.
2. This EUT has also been tested and complied with the requirements of FCC Part 15, Subpart B, recorded in a separate test report.



## 2 Test Configuration of Equipment Under Test

### 2.1 Carrier Frequency Channel

Frequency Band	Channel	Freq. (MHz)	Channel	Freq. (MHz)
2400-2483.5 MHz	0	2402	21	2444
	1	2404	22	2446
	2	2406	23	2448
	3	2408	24	2450
	4	2410	25	2452
	5	2412	26	2454
	6	2414	27	2456
	7	2416	28	2458
	8	2418	29	2460
	9	2420	30	2462
	10	2422	31	2464
	11	2424	32	2466
	12	2426	33	2468
	13	2428	34	2470
	14	2430	35	2472
	15	2432	36	2474
	16	2434	37	2476
	17	2436	38	2478
	18	2438	39	2480
	19	2440	-	-
20	2442	-	-	



## 2.2 Test Mode

- a. The EUT has been associated with peripherals and configuration operated in a manner tended to maximize its emission characteristics in a typical application. Frequency range investigated: conduction emission (150 kHz to 30 MHz), radiation emission (9 kHz to the 10th harmonic of the highest fundamental frequency or to 40 GHz, whichever is lower). For radiated measurement, pre-scanned in three orthogonal panels, X, Y, Z. The worst cases (Y plane) were recorded in this report.
- b. AC power line Conducted Emission was tested under maximum output power.

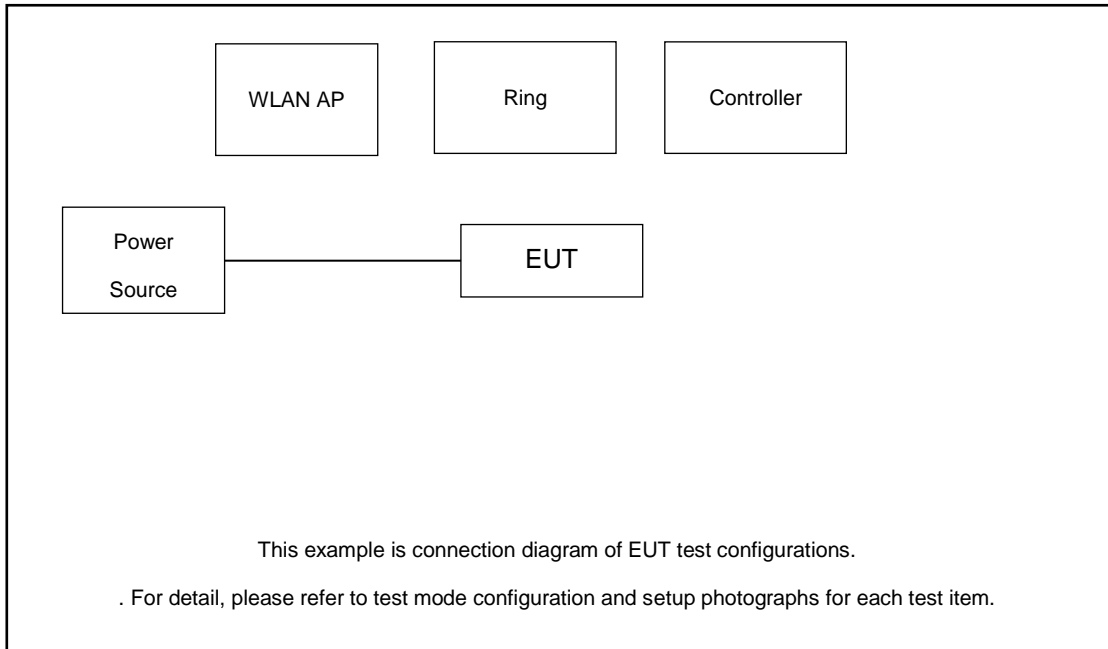
The following summary table is showing all test modes to demonstrate in compliance with the standard.

Summary table of Test Cases	
Test Item	Data Rate / Modulation
	Bluetooth – LE & nRF / GFSK
Conducted TCs	Mode 1: Bluetooth Tx CH00_2402 MHz_BLE 1Mbps Mode 2: Bluetooth Tx CH19_2440 MHz_BLE 1Mbps Mode 3: Bluetooth Tx CH39_2480 MHz_BLE 1Mbps Mode 4: Bluetooth Tx CH00_2402 MHz_BLE 2Mbps Mode 5: Bluetooth Tx CH19_2440 MHz_BLE 2Mbps Mode 6: Bluetooth Tx CH39_2480 MHz_BLE 2Mbps Mode 7: nRF TX CH00_2402 MHz Mode 8: nRF TX CH19_2440 MHz Mode 9: nRF TX CH39_2480 MHz
Radiated TCs	Mode 1: Bluetooth Tx CH00_2402 MHz_BLE 1Mbps Mode 2: Bluetooth Tx CH19_2440 MHz_BLE 1Mbps Mode 3: Bluetooth Tx CH39_2480 MHz_BLE 1Mbps Mode 4: Bluetooth Tx CH00_2402 MHz_BLE 2Mbps Mode 5: Bluetooth Tx CH19_2440 MHz_BLE 2Mbps Mode 6: Bluetooth Tx CH39_2480 MHz_BLE 2Mbps Mode 7: nRF TX CH00_2402 MHz Mode 8: nRF TX CH19_2440 MHz Mode 9: nRF TX CH39_2480 MHz
AC Conducted Emission	Mode 1: nRF Tx + Bluetooth Link + WLAN Link (2.4G) + USB Cable1 (Charging from Adapter)
<b>Remark:</b> For Radiated Test Cases, The tests were performed with Adapter , Earphone and USB Cable .	

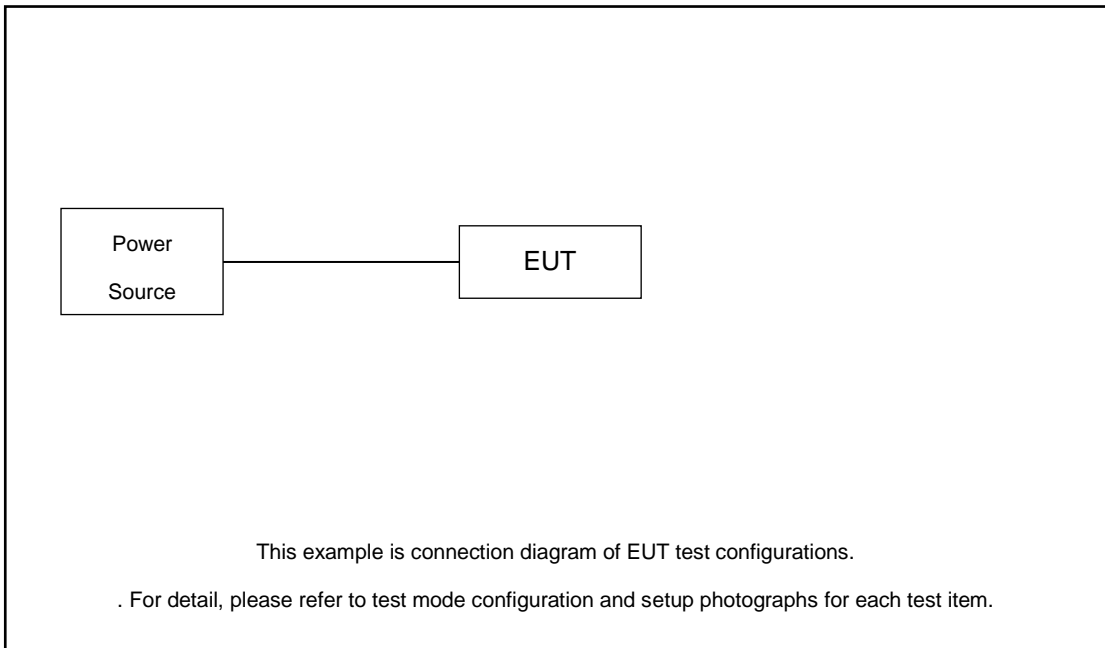


## 2.3 Connection Diagram of Test System

AC Conducted Emission:



For radiated emission:





### 2.4 Support Unit used in test configuration and system

Item	Equipment	Trade Name	Model Name	FCC ID	Data Cable	Power Cord
1.	Bluetooth Earphone	Lenovo	thinkplus-BH3	N/A	N/A	N/A
2.	Notebook	Lenovo	G480	QDS-BRCM1050I	N/A	shielded cable DC O/P 1.8m , Unshielded AC I/P cable 1.8m
3.	Router	D-link	DIR-655	KA21R655B1	N/A	Unshielded,1.8m
4.	Adapter	tianyin	TPD-71B120250CU01	N/A	N/A	N/A

### 2.5 EUT Operation Test Setup

For NRF function, the engineering test program was provided and enabled to make EUT continuous transmit.

For AC power line conducted emissions, the EUT was set to connect with the WLAN AP under large package sizes transmission.

### 2.6 Measurement Results Explanation Example

For all conducted test items:

The offset level is set in the spectrum analyzer to compensate the RF cable loss and attenuator factor between EUT conducted output port and spectrum analyzer. With the offset compensation, the spectrum analyzer reading level is exactly the EUT RF output level.

Example :

The spectrum analyzer offset is derived from RF cable loss and attenuator factor.

$$\text{Offset} = \text{RF cable loss} + \text{attenuator factor}.$$

Following shows an offset computation example with cable loss 2.07 dB and 10dB attenuator.

$$\begin{aligned} \text{Offset(dB)} &= \text{RF cable loss(dB)} + \text{attenuator factor(dB)}. \\ &= 2.07 + 10 = 12.07 \text{ (dB)} \end{aligned}$$

### 3 Test Result

#### 3.1 6dB and 99% Bandwidth Measurement

##### 3.1.1 Limit of 6dB and 99% Bandwidth

The minimum 6 dB bandwidth shall be at least 500 kHz.

##### 3.1.2 Measuring Instruments

The section 4.0 of List of Measuring Equipment of this test report is used for test.

##### 3.1.3 Test Procedures

1. The testing follows ANSI C63.10-2013 clause 11.8
2. The RF output of EUT was connected to the spectrum analyzer by RF cable and attenuator. The path loss was compensated to the results for each measurement.
3. Set to the maximum power setting and enable the EUT transmit continuously.
4. Make the measurement with the spectrum analyzer's resolution bandwidth (RBW) = 100 kHz. Set the Video bandwidth (VBW) = 300 kHz. In order to make an accurate measurement. The 6 dB bandwidth must be greater than 500 kHz.
5. For 99% Bandwidth Measurement, the spectrum analyzer's resolution bandwidth (RBW) is set 1% to 5% of the 99% OBW and the VBW is set to 3 times of the RBW.
6. Measure and record the results in the test report.

##### 3.1.4 Test Setup



##### 3.1.5 Test Result of 6dB Bandwidth and 99% Occupied Bandwidth

Please refer to Appendix A.

## 3.2 Output Power Measurement

### 3.2.1 Limit of Output Power

For systems using digital modulation in the 2400-2483.5MHz, the limit for peak output power is 30dBm. If transmitting antenna of directional gain greater than 6dBi is used, the peak output power from the intentional radiator shall be reduced below the above stated value by the amount in dB that the directional gain of the antenna exceeds 6 dBi. In case of point-to-point operation, the limit has to be reduced by 1dB for every 3dB that the directional gain of the antenna exceeds 6dBi.

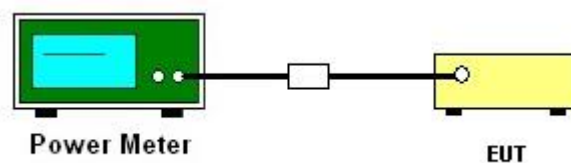
### 3.2.2 Measuring Instruments

The section 4.0 of List of Measuring Equipment of this test report is used for test.

### 3.2.3 Test Procedures

1. The testing follows the Measurement Procedure of ANSI C63.10-2013 clause 11.9.1.3 PKPM1 Peak power meter or ANSI C63.10-2013 clause 11.9.2.3.1 Method AVGPM method.
2. The RF output of EUT was connected to the power meter by RF cable and attenuator. The path loss was compensated to the results for each measurement.
3. Set to the maximum power setting and enable the EUT transmit continuously.
4. Measure the conducted output power and record the results in the test report.

### 3.2.4 Test Setup



### 3.2.5 Test Result of Peak Output Power

Please refer to Appendix A.

### 3.2.6 Test Result of Average Output Power (Reporting Only)

Please refer to Appendix A.

### 3.3 Power Spectral Density Measurement

#### 3.3.1 Limit of Power Spectral Density

The peak power spectral density shall not be greater than 8dBm in any 3kHz band at any time interval of continuous transmission.

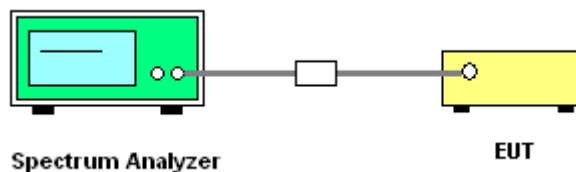
#### 3.3.2 Measuring Instruments

The section 4.0 of List of Measuring Equipment of this test report is used for test.

#### 3.3.3 Test Procedures

1. The testing follows Measurement Procedure of ANSI C63.10-2013 clause 11.10.2 Method PKPSD.
2. The RF output of EUT was connected to the spectrum analyzer by RF cable and attenuator. The path loss was compensated to the results for each measurement.
3. Set to the maximum power setting and enable the EUT transmit continuously.
4. Make the measurement with the spectrum analyzer's resolution bandwidth (RBW) = 3 kHz. Video bandwidth VBW = 10 kHz In order to make an accurate measurement, set the span to 1.5 times DTS Channel Bandwidth. (6dB BW)
5. Detector = peak, Sweep time = auto couple, Trace mode = max hold, Allow trace to fully stabilize. Use the peak marker function to determine the maximum power level.
6. Measure and record the results in the test report.
7. The Measured power density (dBm)/ 100kHz is a reference level and used as 20dBc down limit line for Conducted Band Edges and Conducted Spurious Emission.

#### 3.3.4 Test Setup



#### 3.3.5 Test Result of Power Spectral Density

Please refer to Appendix A.

## 3.4 Conducted Band Edges and Spurious Emission Measurement

### 3.4.1 Limit of Conducted Band Edges and Spurious Emission

All harmonics/spurious must be at least 20 dB down from the highest emission level within the authorized band.

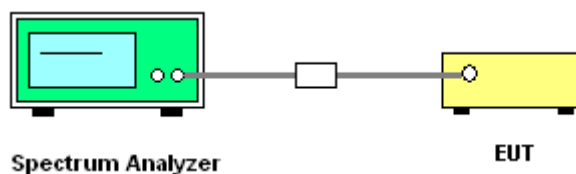
### 3.4.2 Measuring Instruments

The section 4.0 of List of Measuring Equipment of this test report is used for test.

### 3.4.3 Test Procedure

1. The testing follows ANSI C63.10-2013 clause 11.13
2. The RF output of EUT was connected to the spectrum analyzer by RF cable and attenuator. The path loss was compensated to the results for each measurement.
3. Set to the maximum power setting and enable the EUT transmit continuously.
4. Set RBW = 100 kHz, VBW=300 kHz, Peak Detector. Unwanted Emissions measured in any 100 kHz bandwidth outside of the authorized frequency band shall be attenuated by at least 20 dB relative to the maximum in-band peak PSD level in 100 kHz when maximum peak conducted output power procedure is used. If the transmitter complies with the conducted power limits based on the use of RMS averaging over a time interval, the attenuation required under this paragraph shall be 30 dB instead of 20 dB.
5. Measure and record the results in the test report.
6. The RF fundamental frequency should be excluded against the limit line in the operating frequency band.

### 3.4.4 Test Setup



### 3.4.5 Test Result of Conducted Band Edges and Conducted Spurious Emission Plots

Please refer to Appendix A.



### 3.5 Radiated Band Edges and Spurious Emission Measurement

#### 3.5.1 Limit of Radiated Band Edges and Spurious Emission

In any 100 kHz bandwidth outside the intentional radiator frequency band, all harmonics/spurious must be at least 20 dB below the highest emission level within the authorized band. If the output power of this device was measured by spectrum analyzer, the attenuation under this paragraph shall be 30 dB instead of 20 dB. In addition, radiated emissions which fall in the restricted bands must also comply with the limits as below.

Frequency (MHz)	Field Strength (microvolts/meter)	Measurement Distance (meters)
0.009 – 0.490	2400/F(kHz)	300
0.490 – 1.705	24000/F(kHz)	30
1.705 – 30.0	30	30
30 – 88	100	3
88 – 216	150	3
216 - 960	200	3
Above 960	500	3

#### 3.5.2 Measuring Instruments

The section 4.0 of List of Measuring Equipment of this test report is used for test.



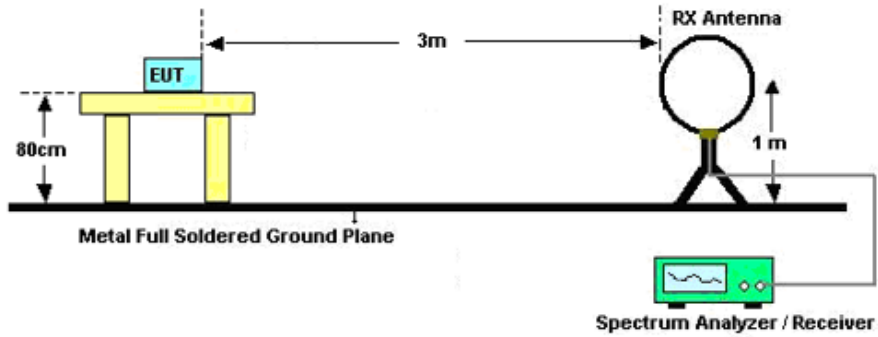
### 3.5.3 Test Procedures

1. The testing follows ANSI C63.10-2013 clause 11.11 & 11.12
2. The EUT was arranged to its worst case and then tune the antenna tower (from 1 m to 4 m) and turntable (from 0 degree to 360 degrees) to find the maximum reading. A pre-amp and a high pass filter are used for the test in order to get better signal level.
3. The EUT was placed on a turntable with 0.8 meter for frequency below 1GHz and 1.5 meter for frequency above 1GHz respectively above ground.
4. The EUT was set 3 meters from the interference receiving antenna, which was mounted on the top of a variable height antenna tower.
5. Corrected Reading: Antenna Factor + Cable Loss + Read Level - Preamp Factor = Level
6. For testing below 1GHz, if the emission level of the EUT in peak mode was 3 dB lower than the limit specified, then peak values of EUT will be reported, otherwise, the emissions will be repeated one by one using the CISPR quasi-peak method and reported.
7. For testing above 1GHz, the emission level of the EUT in peak mode was 20dB lower than peak limit (that means the emission level in average mode also complies with the limit in average mode), then peak values of EUT will be reported, otherwise, the emissions will be measured in average mode again and reported.
8. Use the following spectrum analyzer settings:
  - (1) Span shall wide enough to fully capture the emission being measured;
  - (2) Set RBW=100 kHz for  $f < 1$  GHz;  $VBW \geq RBW$ ; Sweep = auto; Detector function = peak; Trace = max hold;
  - (3) Set RBW = 1 MHz, VBW= 3MHz for  $f \geq 1$  GHz for peak measurement.  
For average measurement:
    - $VBW = 10$  Hz, when duty cycle is no less than 98 percent.
    - $VBW \geq 1/T$ , when duty cycle is less than 98 percent where T is the minimum transmission duration over which the transmitter is on and is transmitting at its maximum power control level for the tested mode of operation.

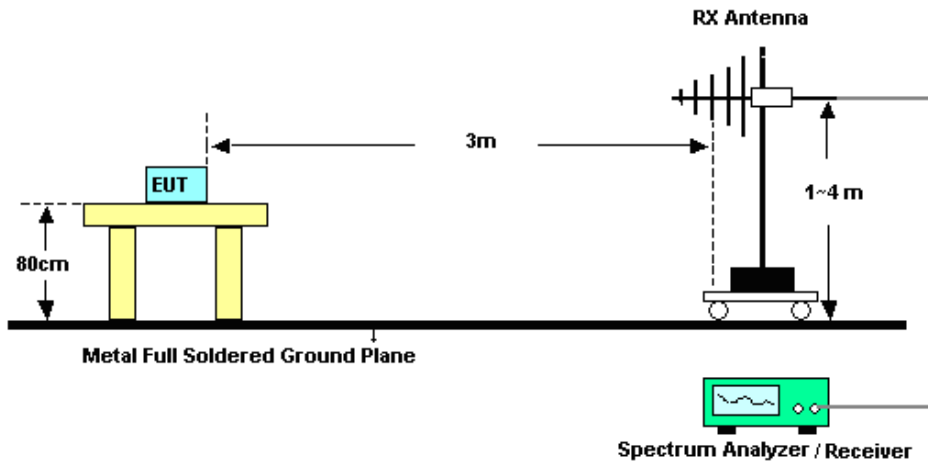


### 3.5.4 Test Setup

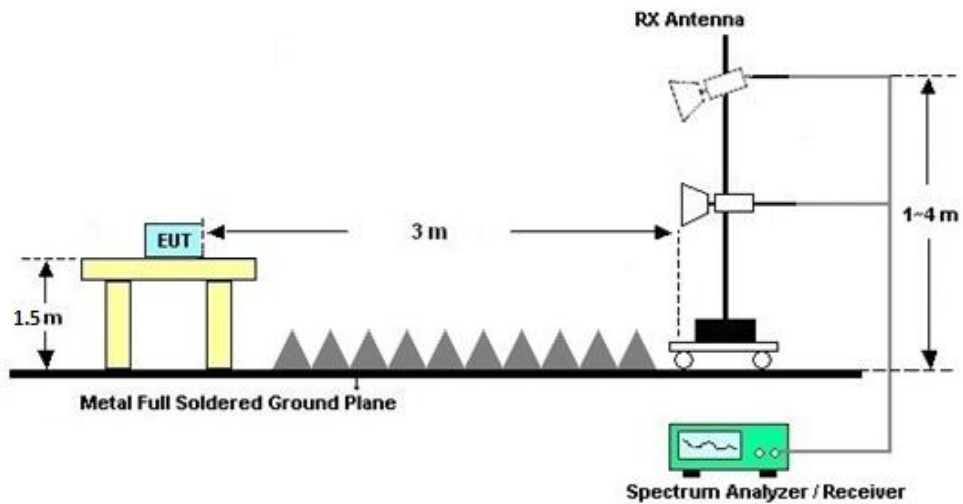
For radiated emissions below 30MHz



For radiated emissions from 30MHz to 1GHz



For radiated emissions above 1GHz





### **3.5.5 Test Results of Radiated Spurious Emissions (9 kHz ~ 30 MHz)**

The low frequency, which started from 9 kHz to 30MHz, was pre-scanned and the result which was 20dB lower than the limit line was not reported.

There is a comparison data of both open-field test site and semi-Anechoic chamber, and the result came out very similar.

### **3.5.6 Test Result of Radiated Spurious at Band Edges**

Please refer to Appendix C.

### **3.5.7 Duty Cycle**

Please refer to Appendix D.

### **3.5.8 Test Result of Radiated Spurious Emission (30MHz ~ 10th Harmonic or 40GHz, whichever is lower)**

Please refer to Appendix C.



### 3.6 AC Conducted Emission Measurement

#### 3.6.1 Limit of AC Conducted Emission

For equipment that is designed to be connected to the public utility (AC) power line, the radio frequency voltage that is conducted back onto the AC power line on any frequency or frequencies within the band 150 kHz to 30 MHz shall not exceed the limits in the following table.

Frequency of emission (MHz)	Conducted limit (dBµV)	
	Quasi-peak	Average
0.15-0.5	66 to 56*	56 to 46*
0.5-5	56	46
5-30	60	50

\*Decreases with the logarithm of the frequency.

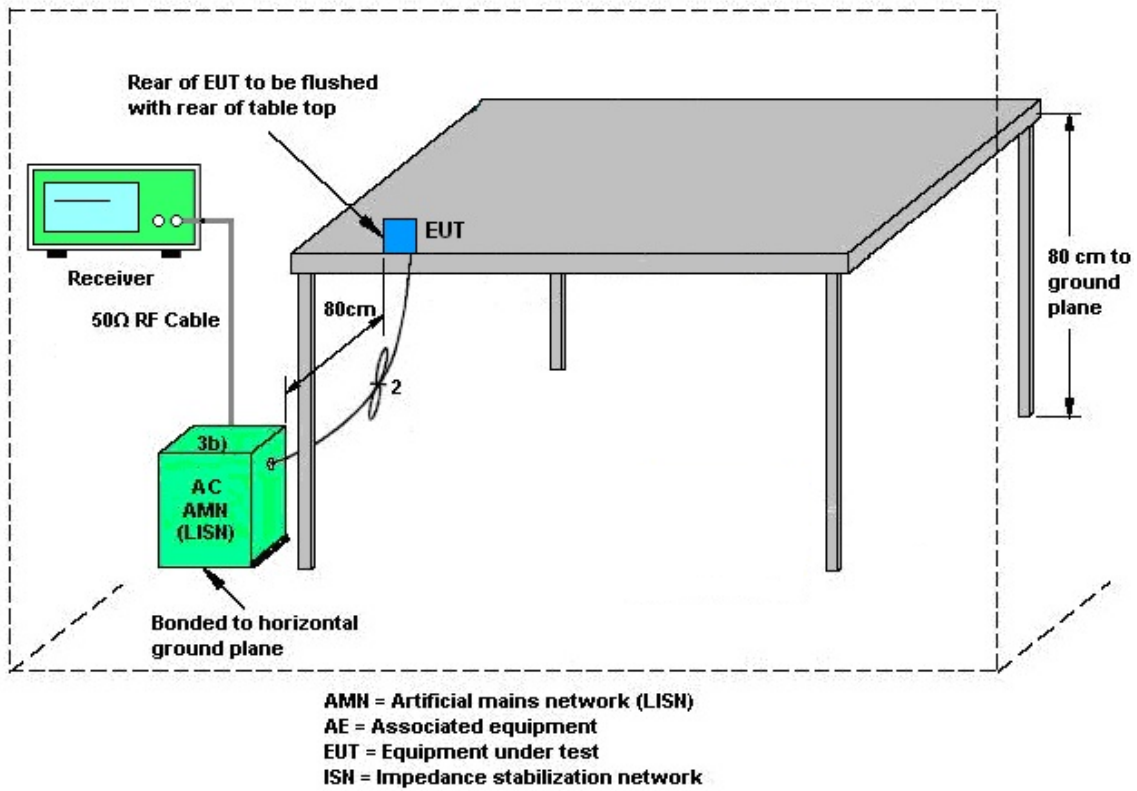
#### 3.6.2 Measuring Instruments

The section 4.0 of List of Measuring Equipment of this test report is used for test.

#### 3.6.3 Test Procedures

1. The EUT was placed 0.4 meter from the conducting wall of the shielding room was kept at least 80 centimeters from any other grounded conducting surface.
2. Connect EUT to the power mains through a line impedance stabilization network (LISN).
3. All the support units are connecting to the other LISN.
4. The LISN provides 50 ohm coupling impedance for the measuring instrument.
5. The FCC states that a 50 ohm, 50 microhenry LISN should be used.
6. Both sides of AC line were checked for maximum conducted interference.
7. The frequency range from 150 kHz to 30 MHz was searched.
8. Set the test-receiver system to Peak Detect Function and specified bandwidth (IF Bandwidth = 9kHz) with Maximum Hold Mode. Then measurement is also conducted by Average Detector and Quasi-Peak Detector Function respectively.

### 3.6.4 Test Setup



### 3.6.5 Test Result of AC Conducted Emission

Please refer to Appendix B.



## **3.7 Antenna Requirements**

### **3.7.1 Standard Applicable**

If directional gain of transmitting antennas is greater than 6dBi, the power shall be reduced by the same level in dB comparing to gain minus 6dBi. The use of a permanently attached antenna or of an antenna that uses a unique coupling to the intentional radiator shall be considered sufficient to comply with the rule.

### **3.7.2 Antenna Anti-Replacement Construction**

An embedded-in antenna design is used.

### **3.7.3 Antenna Gain**

The antenna peak gain of EUT is less than 6 dBi. Therefore, it is not necessary to reduce maximum peak output power limit.



## 4 List of Measuring Equipment

Instrument	Manufacturer	Model No.	Serial No.	Characteristics	Calibration Date	Test Date	Due Date	Remark
Spectrum Analyzer	R&S	FSV40	101040	10Hz~40GHz	Oct. 11, 2023	May 11, 2024~ Jul. 05, 2024	Oct. 10, 2024	Conducted (TH01-KS)
Pulse Power Sensor	Anritsu	MA2411B	0917070	300MHz~40GHz	Jan. 02, 2024	May 11, 2024~ Jul. 05, 2024	Jan. 01, 2025	Conducted (TH01-KS)
Power Meter	Anritsu	ML2495A	1005002	50MHz Bandwidth	Jan. 02, 2024	May 11, 2024~ Jul. 05, 2024	Jan. 01, 2025	Conducted (TH01-KS)
EMI Test Receiver	Keysight	N9038A	MY564000 23	3Hz~8.5GHz;M ax 30dBm	Jan. 04, 2024	Jun. 13, 2024	Jan. 03, 2025	Radiation (03CH08-KS)
Spectrum Analyzer	R&S	FSV40	101932	10kHz~40GHz; Max 30dBm	Oct. 10, 2023	Jun. 13, 2024	Oct. 09, 2024	Radiation (03CH08-KS)
Loop Antenna	R&S	HFH2-Z2E	101125	9kHz~30MHz	Oct. 10, 2023	Jun. 13, 2024	Oct. 09, 2024	Radiation (03CH08-KS)
Bilog Antenna	TESEQ& VGT	CBL 61110	59915	30MHz-1GHz	Aug. 12, 2023	Jun. 13, 2024	Aug. 11, 2024	Radiation (03CH08-KS)
Double Ridge Horn Antenna	ETS-Lindgren	3117	75959	1GHz~18GHz	Mar. 01, 2024	Jun. 13, 2024	Feb. 28, 2025	Radiation (03CH08-KS)
high gain Amplifier	EM	EM01G18GA	060845	1Ghz-18Ghz	Jan. 05, 2024	Jun. 13, 2024	Jan. 04, 2025	Radiation (03CH08-KS)
SHF-EHF Horn	Com-power	AH-840	101070	18GHz~40GHz	Jan. 05, 2024	Jun. 13, 2024	Jan. 04, 2025	Radiation (03CH08-KS)
Amplifier	SONOMA	310N	413741	9KHz-1GHz	Jan. 05, 2024	Jun. 13, 2024	Jan. 04, 2025	Radiation (03CH08-KS)
Amplifier	EM	EM01G18GA	060834	1Ghz-18Ghz	Oct. 10, 2023	Jun. 13, 2024	Oct. 09, 2024	Radiation (03CH08-KS)
Amplifier	MITEQ	EM18G40GG A	060728	18~40GHz	Jan. 04, 2024	Jun. 13, 2024	Jan. 03, 2025	Radiation (03CH08-KS)
AC Power Source	Chroma	61601	616010002 473	N/A	NCR	Jun. 13, 2024	NCR	Radiation (03CH08-KS)
Turn Table	EM	EM 1000-T	N/A	0~360 degree	NCR	Jun. 13, 2024	NCR	Radiation (03CH08-KS)
Antenna Mast	EM	EM 1000-A	N/A	1 m~4 m	NCR	Jun. 13, 2024	NCR	Radiation (03CH08-KS)
EMI Receiver	R&S	ESC17	100768	9kHz~7GHz;	Apr 18, 2024	Jun. 29, 2024	Apr 17, 2025	Conduction (CO01-KS)
AC LISN (for auxiliary equipment)	MessTec	AN3016	060103	9kHz~30MHz	Oct. 11, 2023	Jun. 29, 2024	Oct. 10, 2024	Conduction (CO01-KS)
AC LISN	MessTec	AN3016	060105	9kHz~30MHz	Apr 18, 2024	Jun. 29, 2024	Apr 17, 2025	Conduction (CO01-KS)
AC Power Source	Chroma	61602	ABP00000 0811	AC 0V~300V, 45Hz~1000Hz	Oct. 11, 2023	Jun. 29, 2024	Oct. 10, 2024	Conduction (CO01-KS)

NCR: No Calibration Required



## 5 Measurement Uncertainty

The measurement uncertainties shown below were calculated in accordance with the requirements of ANSI 63.10-2013. All the measurement uncertainty value were shown with a coverage K=2 to indicate 95% level of confidence. The measurement data show herein meets or exceeds the CISPR measurement uncertainty values specified in CISPR 16-4-2 and can be compared directly to specified limit to determine compliance.

### Uncertainty of Conducted Measurement

Conducted Spurious Emission & Bandedge	±2.26 dB
Occupied Channel Bandwidth	±0.1%
Conducted Power	±0.46 dB
Conducted Power Spectral Density	±0.88 dB
Frequency	±0.4 Hz

### Uncertainty of AC Conducted Emission Measurement (0.15 MHz ~ 30 MHz)

Measuring Uncertainty for a Level of Confidence of 95% (U = 2Uc(y))	2.84 dB
---	---------

### Uncertainty of Radiated Emission Measurement (9 KHz ~ 30 MHz)

Measuring Uncertainty for a Level of Confidence of 95% (U = 2Uc(y))	3.30 dB
---	---------

### Uncertainty of Radiated Emission Measurement (30 MHz ~ 1000 MHz)

Measuring Uncertainty for a Level of Confidence of 95% (U = 2Uc(y))	6.04 dB
---	---------

### Uncertainty of Radiated Emission Measurement (1 GHz ~ 18 GHz)

Measuring Uncertainty for a Level of Confidence of 95% (U = 2Uc(y))	5.26 dB
---	---------

### Uncertainty of Radiated Emission Measurement (18 GHz ~ 40 GHz)

Measuring Uncertainty for a Level of Confidence of 95% (U = 2Uc(y))	5.04 dB
---	---------

----- THE END -----



## Appendix A. Conducted Test Results





Ambient Condition: <u>25</u> °C, <u>45</u> %RH	
Test Date: <u>2024/5/11~2024/7/5</u>	Test Engineer: Han Lei

<Bluetooth LE Ant.3>

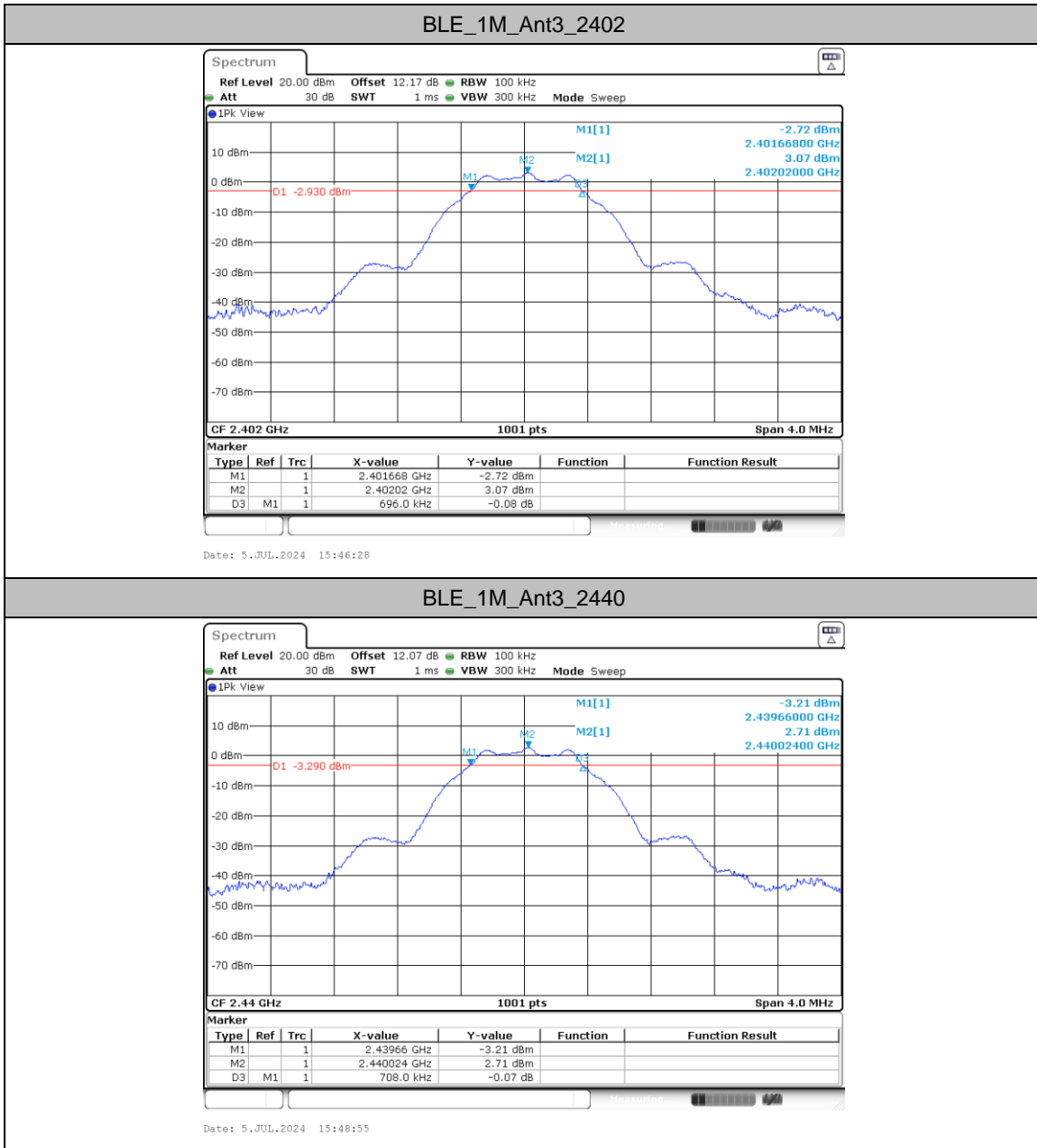
DTS Bandwidth

Test Result

TestMode	Antenna	Freq(MHz)	DTS BW [MHz]	FL[MHz]	FH[MHz]	Limit[MHz]	Verdict
BLE_1M	Ant3	2402	0.70	2401.67	2402.36	0.5	PASS
		2440	0.71	2439.66	2440.37	0.5	PASS
		2480	0.71	2479.66	2480.37	0.5	PASS
BLE_2M	Ant3	2402	1.15	2401.45	2402.60	0.5	PASS
		2440	1.15	2439.45	2440.60	0.5	PASS
		2480	1.16	2479.44	2480.60	0.5	PASS

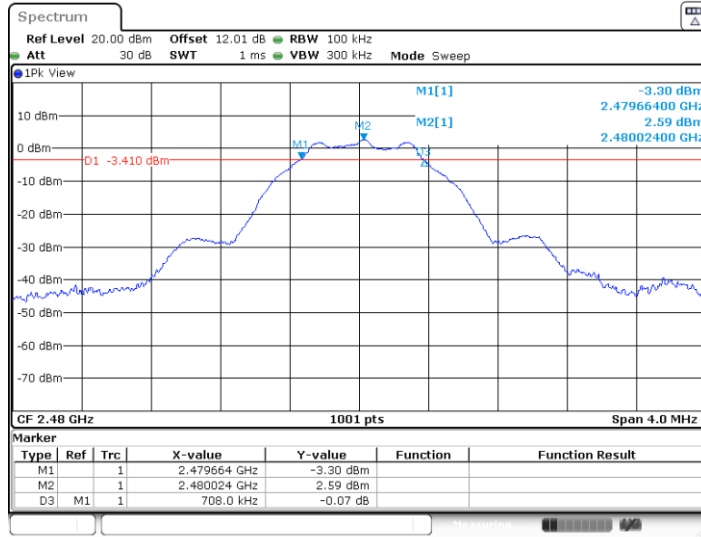


Test Graphs



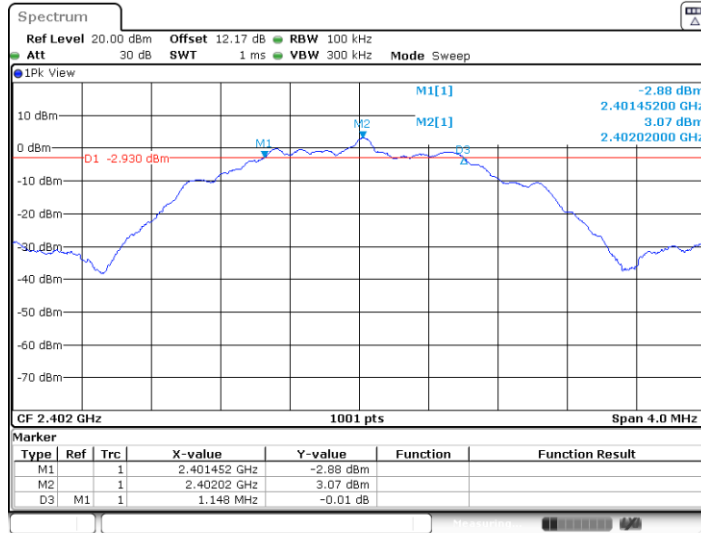


BLE\_1M\_Ant3\_2480



Date: 5.JUL.2024 15:50:50

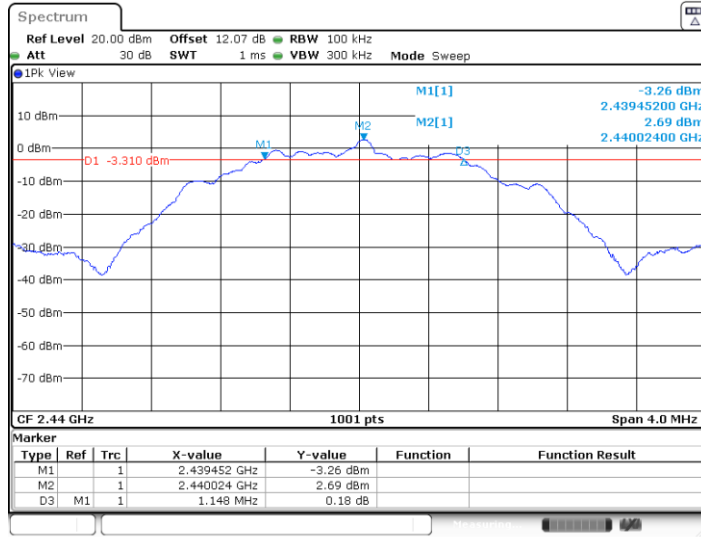
BLE\_2M\_Ant3\_2402



Date: 5.JUL.2024 16:04:27

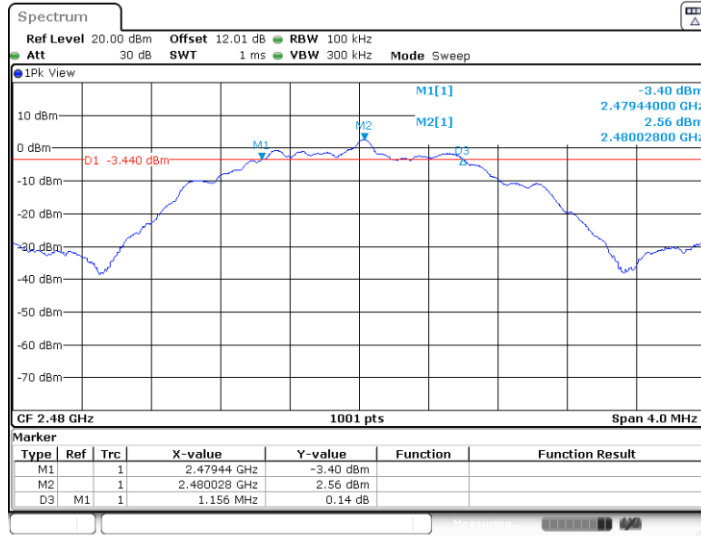


BLE\_2M\_Ant3\_2440



Date: 5.JUL.2024 16:06:32

BLE\_2M\_Ant3\_2480



Date: 5.JUL.2024 16:08:02



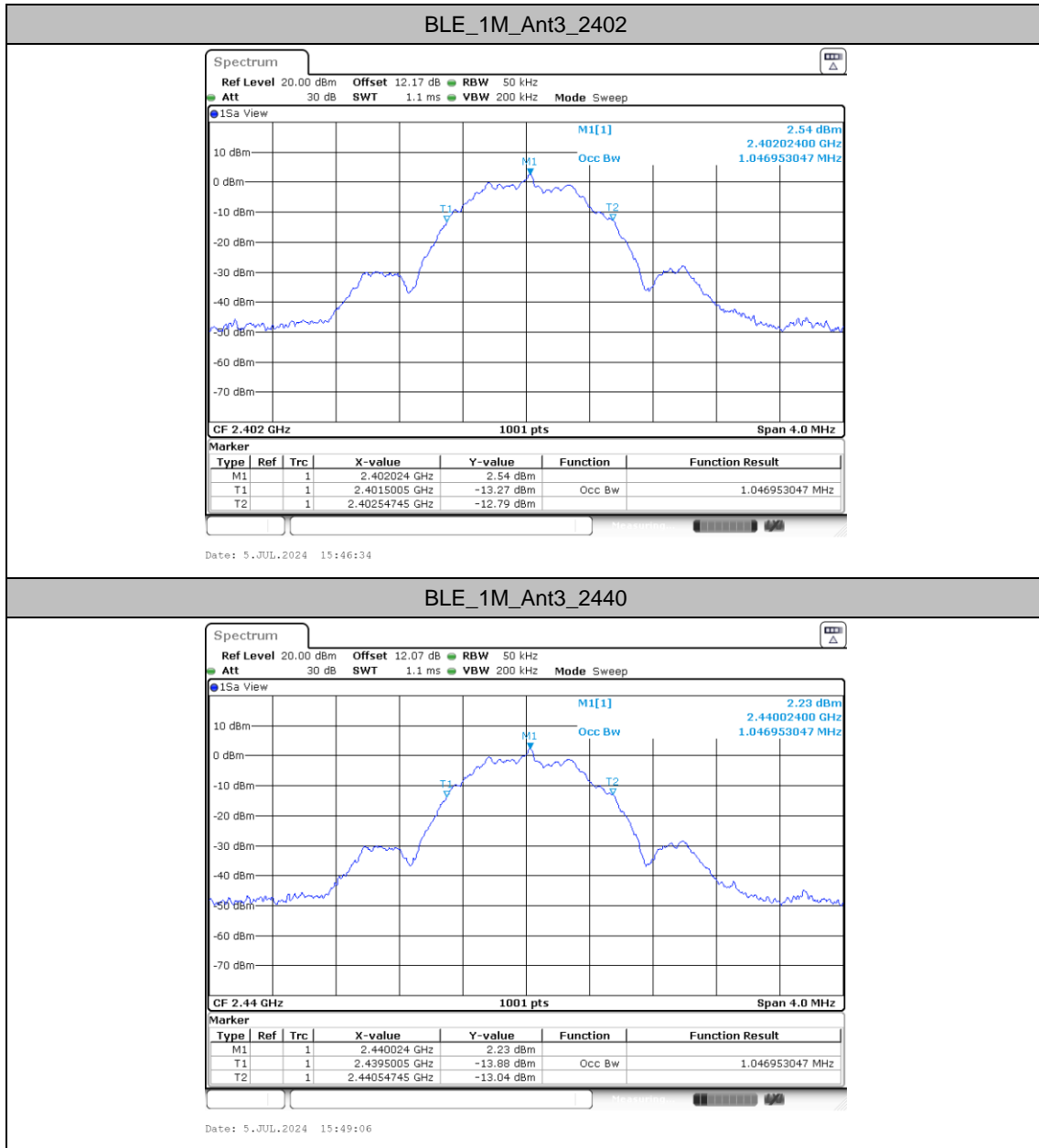
## Occupied Channel Bandwidth

### Test Result

TestMode	Antenna	Freq(MHz)	OCB [MHz]	FL[MHz]	FH[MHz]
BLE_1M	Ant3	2402	1.047	2401.5005	2402.5475
		2440	1.047	2439.5005	2440.5475
		2480	1.051	2479.5005	2480.5514
BLE_2M	Ant3	2402	2.05	2401.0090	2403.0589
		2440	2.05	2439.0090	2441.0589
		2480	2.054	2479.0090	2481.0629

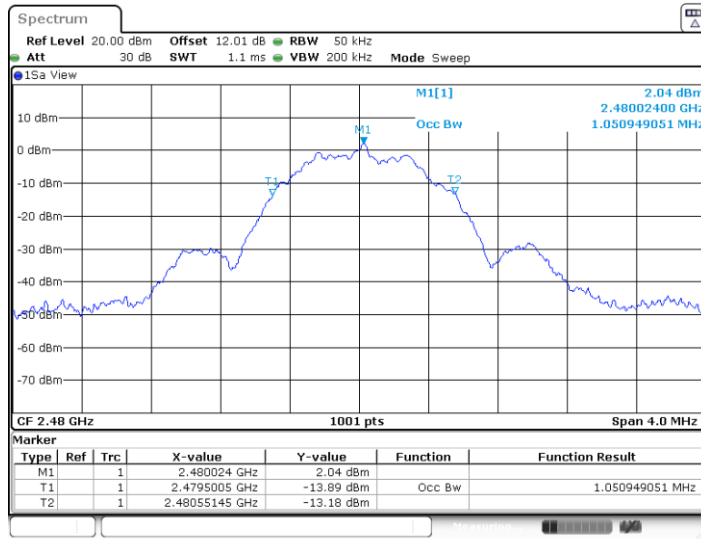


Test Graphs



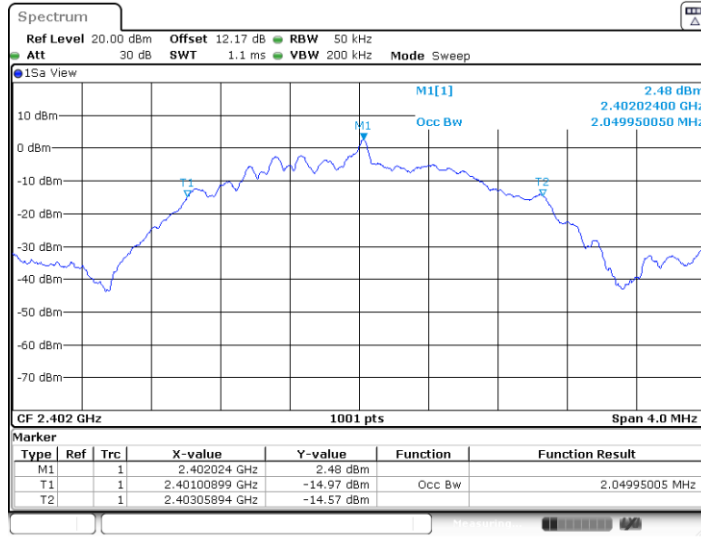


BLE\_1M\_Ant3\_2480



Date: 5.JUL.2024 15:51:00

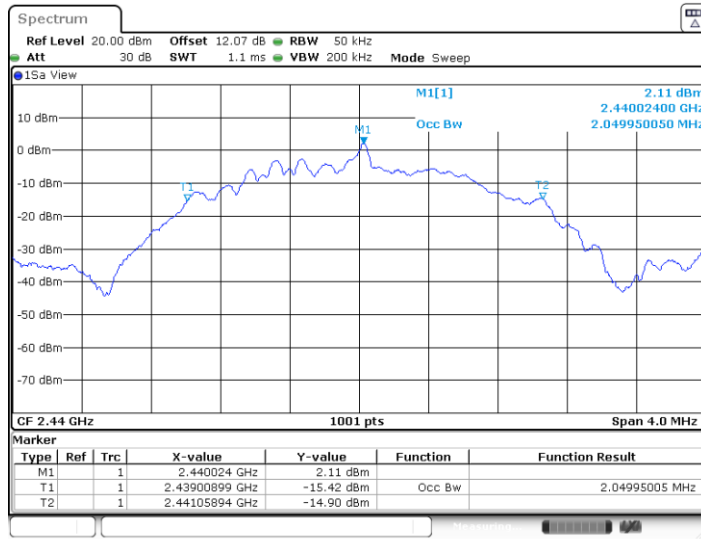
BLE\_2M\_Ant3\_2402



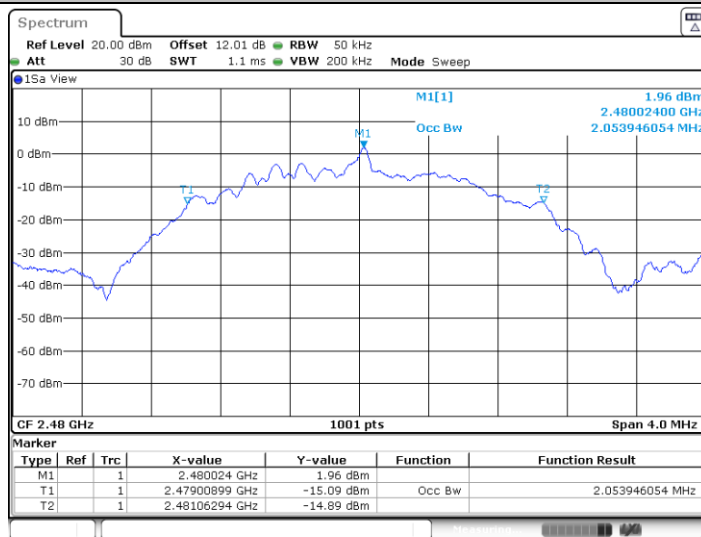
Date: 5.JUL.2024 16:04:37



BLE\_2M\_Ant3\_2440



BLE\_2M\_Ant3\_2480







### Maximum conducted output power

#### Test Result Peak

TestMode	Antenna	CH.	Peak Conducted Power (dBm)	Conducted Power Limit	DG (dBi)	EIRP Power (dBm)	EIRP Power Limit	Pass/Fail
BLE1M	Ant3	0	3.76	30.00	1.62	5.38	36.00	Pass
		19	3.71	30.00	1.62	5.33	36.00	Pass
		39	3.69	30.00	1.62	5.31	36.00	Pass
BLE2M	Ant3	0	3.74	30.00	1.62	5.36	36.00	Pass
		19	3.69	30.00	1.62	5.31	36.00	Pass
		39	3.65	30.00	1.62	5.27	36.00	Pass

#### Test Result Average (Reference Only)

TestMode	Antenna	CH.	Duty Factor (dB)	Average Conducted Power (dBm)
BLE1M	Ant3	0	2.01	3.56
		19	2.01	3.49
		39	2.01	3.41
BLE2M	Ant3	0	4.77	3.51
		19	4.77	3.37
		39	4.77	3.26



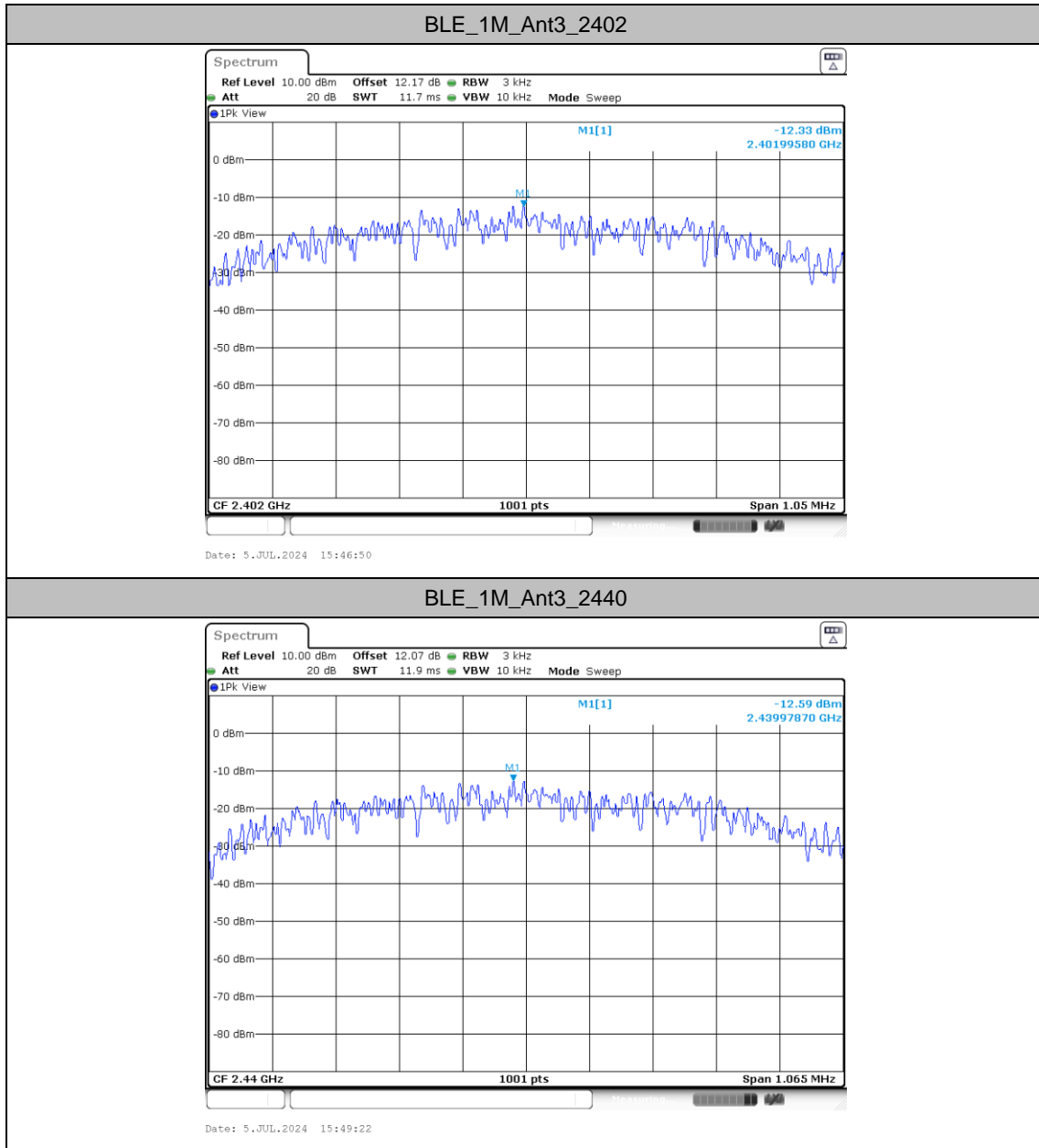
## Maximum power spectral density

### Test Result

TestMode	Antenna	Freq(MHz)	Result[dBm/3kHz]	Limit[dBm/3kHz]	Verdict
BLE_1M	Ant3	2402	-12.33	≤8.00	PASS
		2440	-12.59	≤8.00	PASS
		2480	-12.79	≤8.00	PASS
BLE_2M	Ant3	2402	-14.71	≤8.00	PASS
		2440	-15.15	≤8.00	PASS
		2480	-15.34	≤8.00	PASS

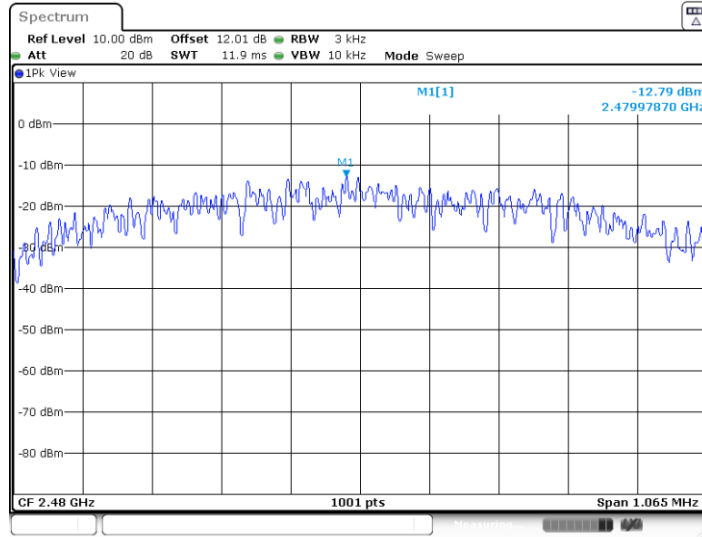


Test Graphs



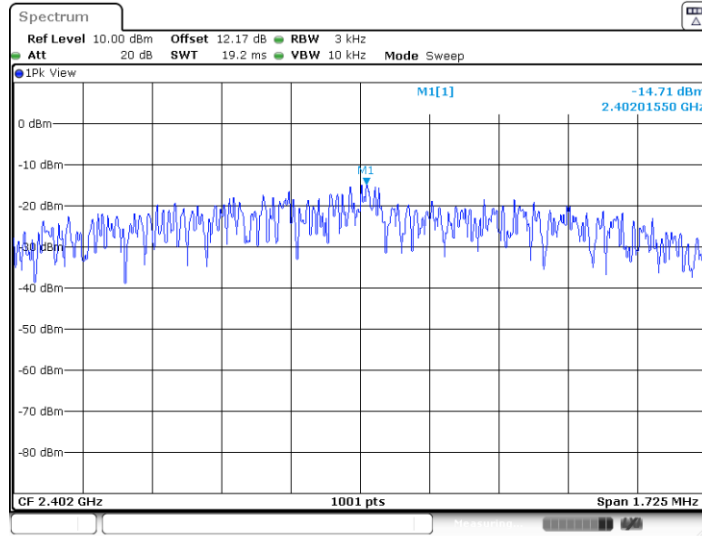


BLE\_1M\_Ant3\_2480



Date: 5.JUL.2024 15:51:16

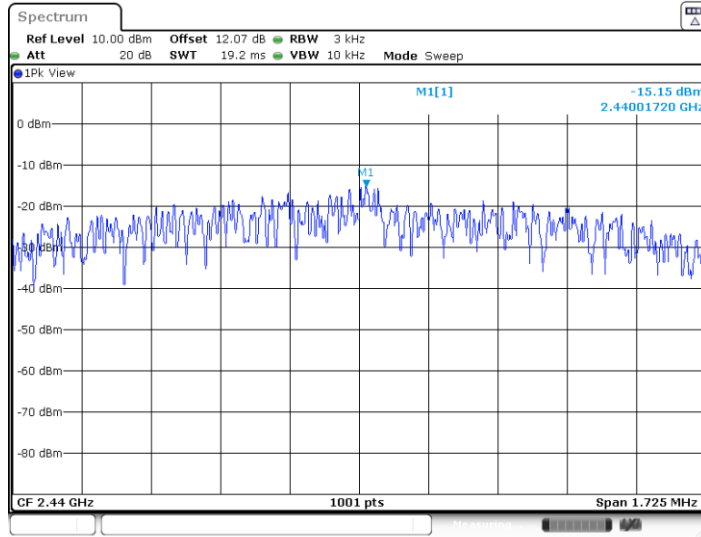
BLE\_2M\_Ant3\_2402



Date: 5.JUL.2024 16:04:53

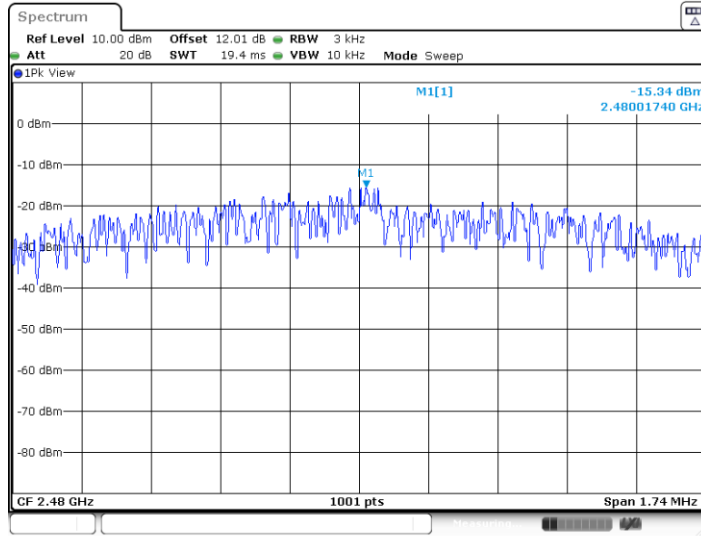


BLE\_2M\_Ant3\_2440



Date: 5.JUL.2024 16:06:59

BLE\_2M\_Ant3\_2480



Date: 5.JUL.2024 16:08:28



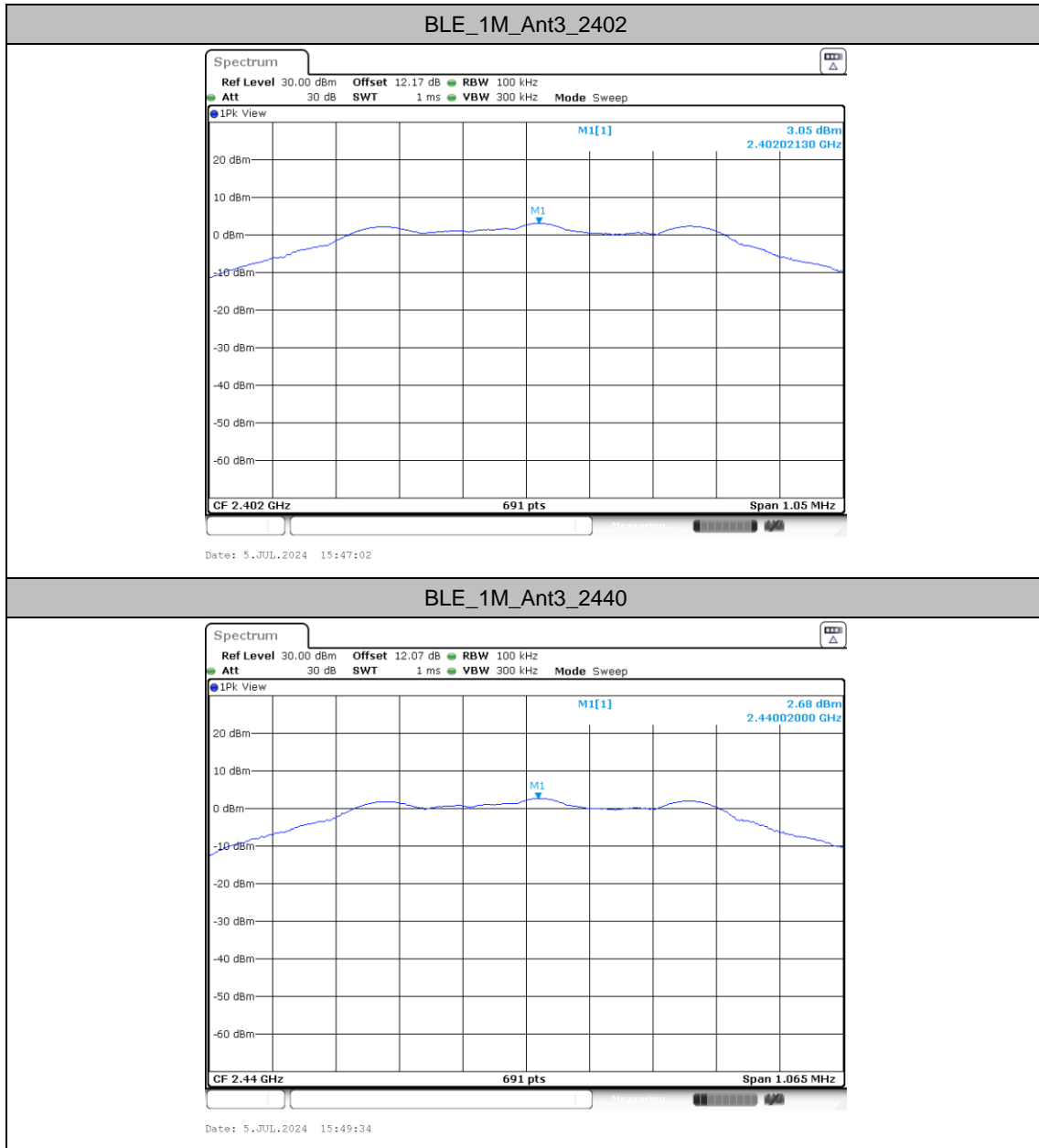
## Reference level measurement

### Test Result

TestMode	Antenna	Freq(MHz)	Max.Point[MHz]	Result[dBm/100KHz]
BLE_1M	Ant3	2402	2402.02	3.05
		2440	2440.02	2.68
		2480	2480.02	2.57
BLE_2M	Ant3	2402	2402.02	3.04
		2440	2440.02	2.65
		2480	2480.03	2.52

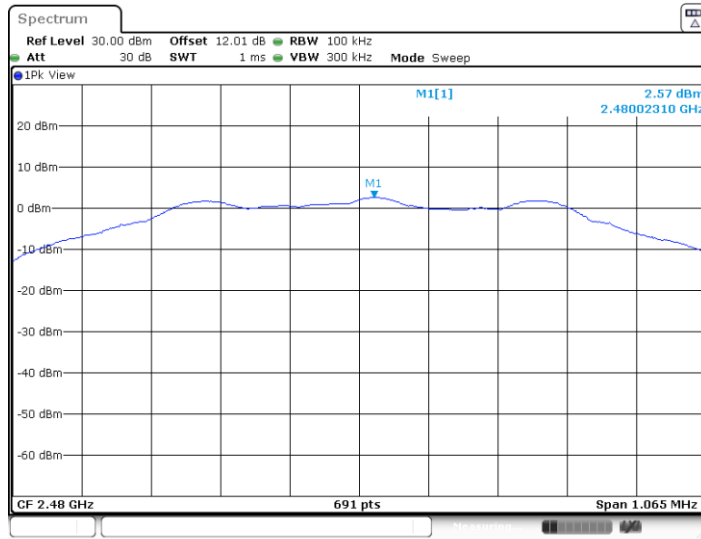


Test Graphs



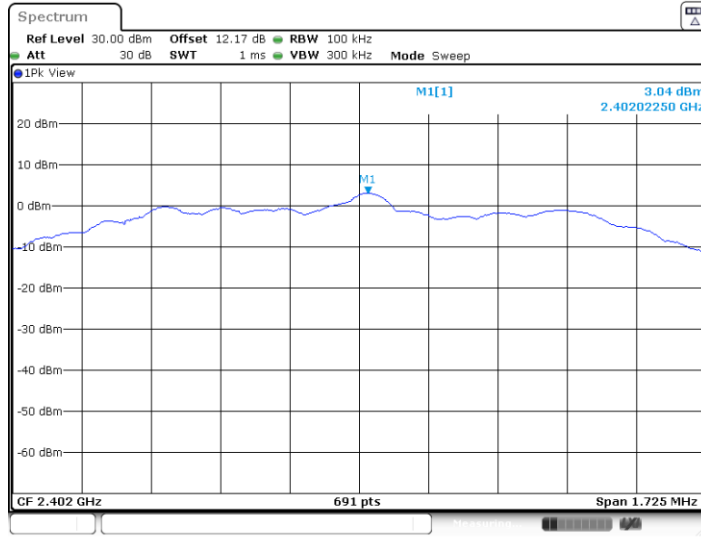


BLE\_1M\_Ant3\_2480



Date: 5.JUL.2024 15:51:29

BLE\_2M\_Ant3\_2402

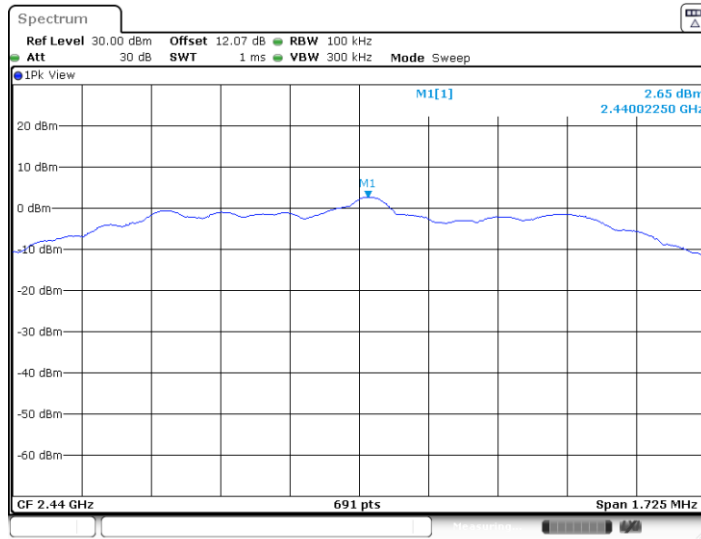


Date: 5.JUL.2024 16:05:06



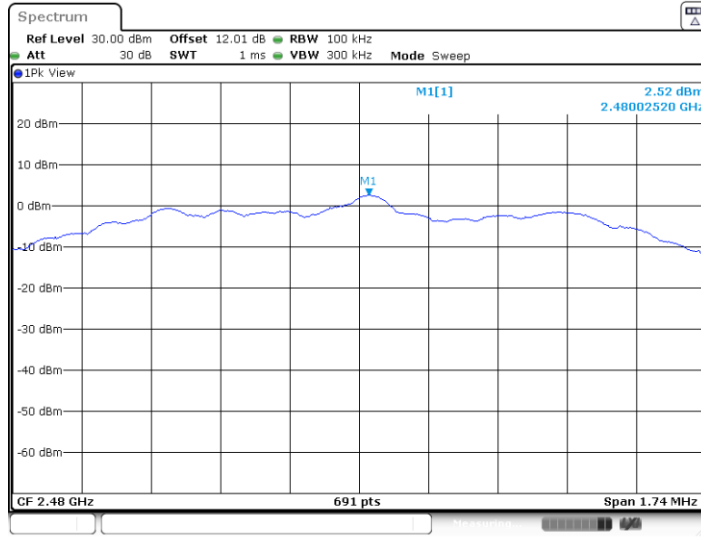


BLE\_2M\_Ant3\_2440



Date: 5.JUL.2024 16:07:11

BLE\_2M\_Ant3\_2480



Date: 5.JUL.2024 16:08:40



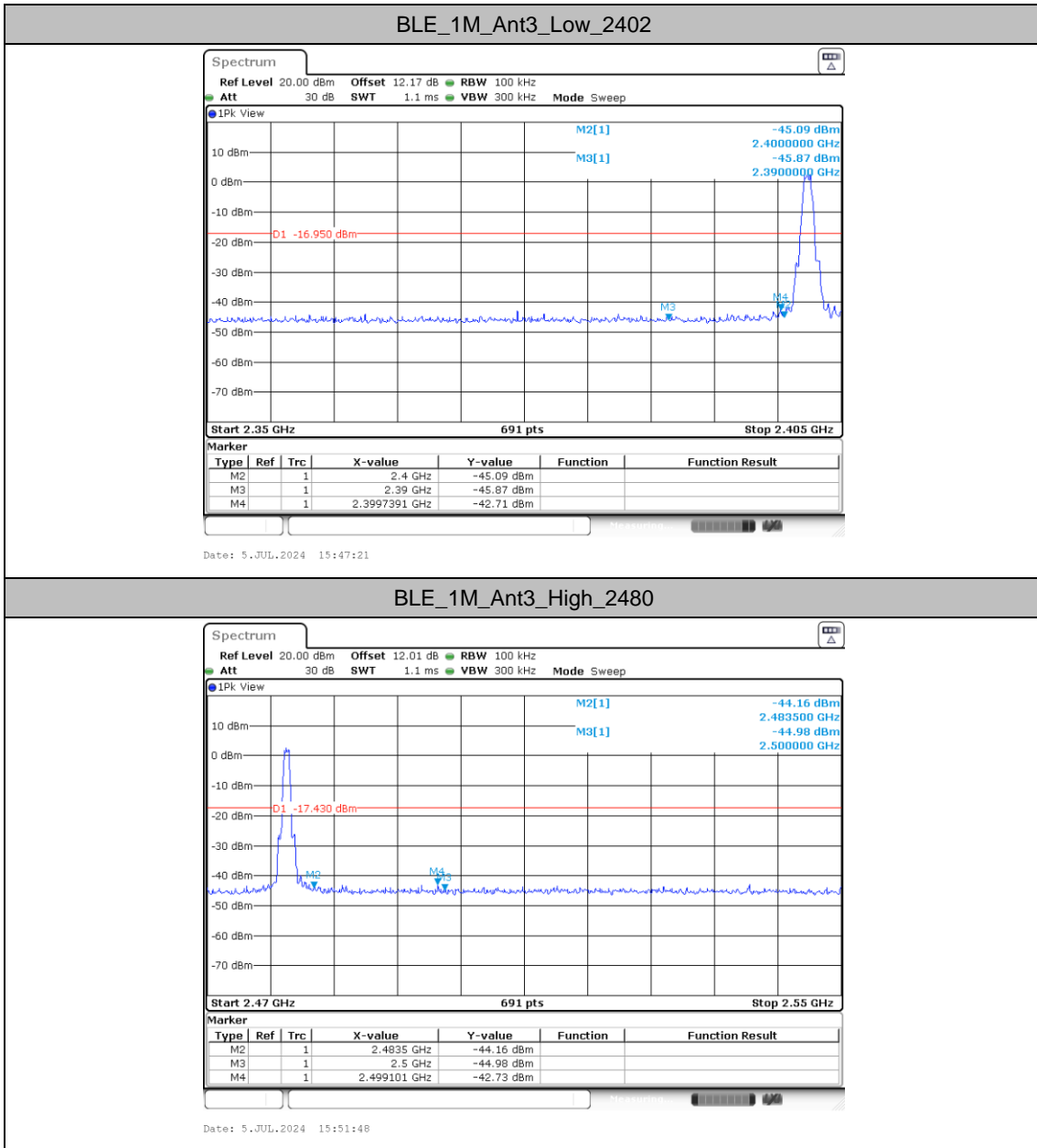
## Band edge measurements

### Test Result

TestMode	Antenna	ChName	Freq(MHz)	RefLevel[dBm /100KHz]	Result[dBm /100KHz]	Limit[dBm /100KHz]	Verdict
BLE_1M	Ant3	Low	2402	3.05	-42.71	≤-16.95	PASS
		High	2480	2.57	-42.73	≤-17.43	PASS
BLE_2M	Ant3	Low	2402	3.04	-29.8	≤-16.96	PASS
		High	2480	2.52	-43.26	≤-17.48	PASS

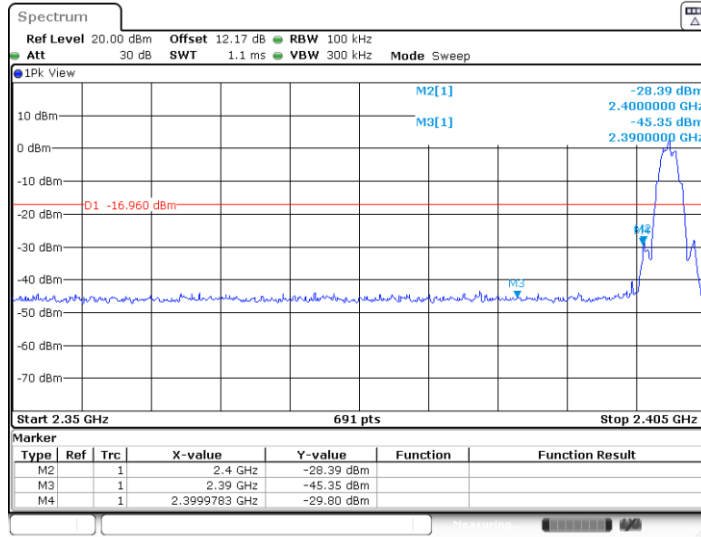


Test Graphs

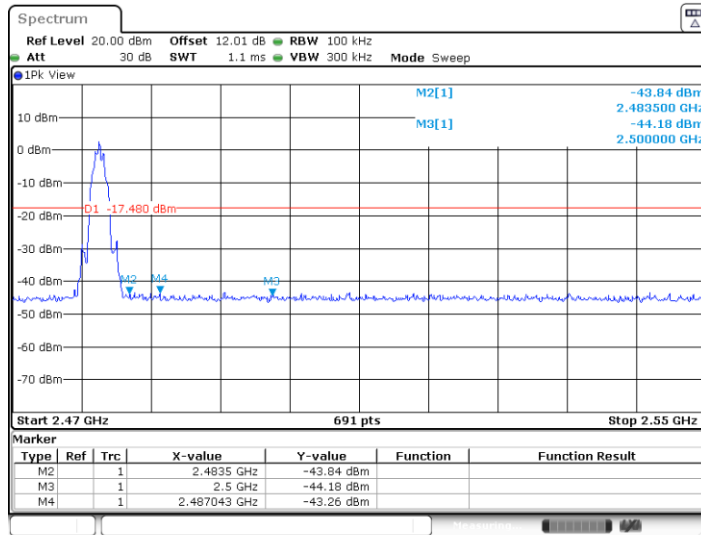




BLE\_2M\_Ant3\_Low\_2402



BLE\_2M\_Ant3\_High\_2480





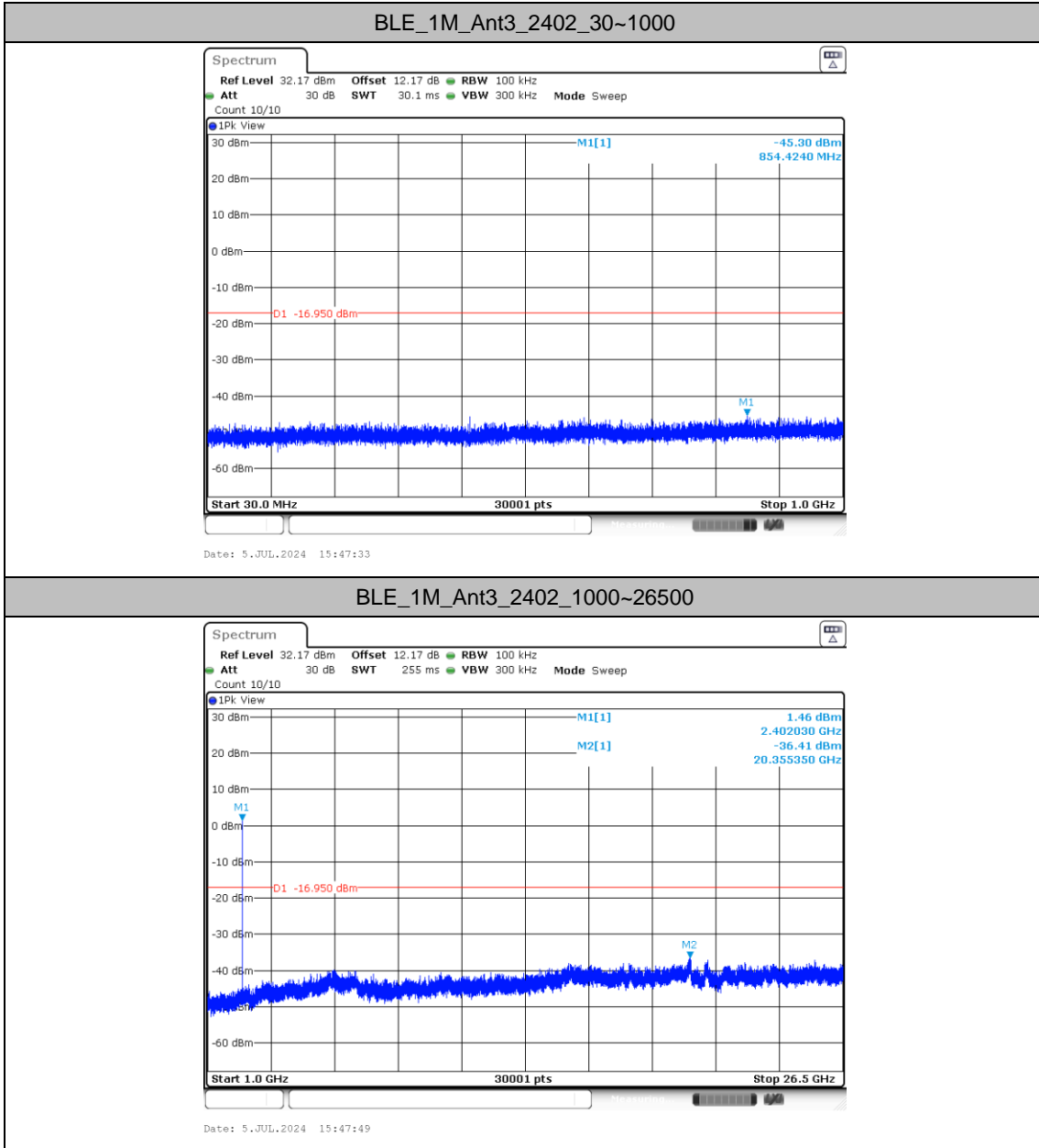
## Conducted Spurious Emission

### Test Result

TestMode	Antenna	Freq(MHz)	FreqRange [MHz]	RefLevel [dBm/100KHz]	Result [dBm/100KHz]	Limit [dBm/100KHz]	Verdict
BLE_1M	Ant3	2402	30~1000	3.05	-45.3	≤-16.95	PASS
			1000~26500	3.05	-36.41	≤-16.95	PASS
		2440	30~1000	2.68	-45.68	≤-17.32	PASS
			1000~26500	2.68	-36.48	≤-17.32	PASS
		2480	30~1000	2.57	-45.29	≤-17.43	PASS
			1000~26500	2.57	-36.26	≤-17.43	PASS
BLE_2M	Ant3	2402	30~1000	3.04	-45.76	≤-16.96	PASS
			1000~26500	3.04	-35.74	≤-16.96	PASS
		2440	30~1000	2.65	-45.56	≤-17.35	PASS
			1000~26500	2.65	-35.11	≤-17.35	PASS
		2480	30~1000	2.52	-45.53	≤-17.48	PASS
			1000~26500	2.52	-36.71	≤-17.48	PASS

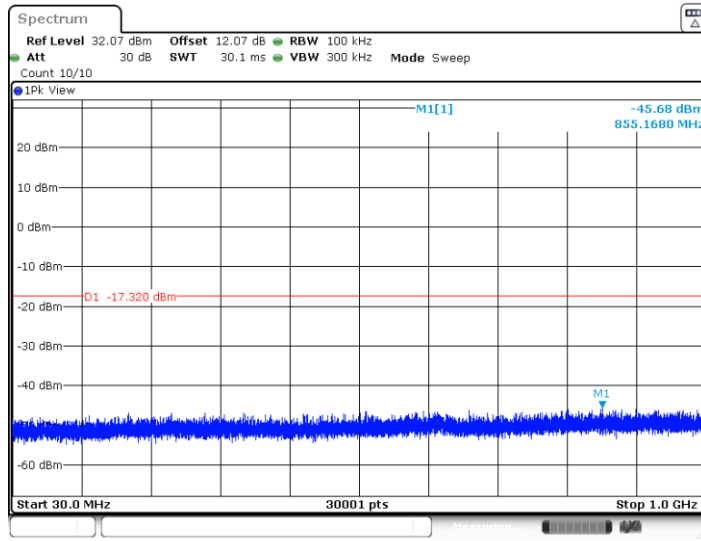


Test Graphs



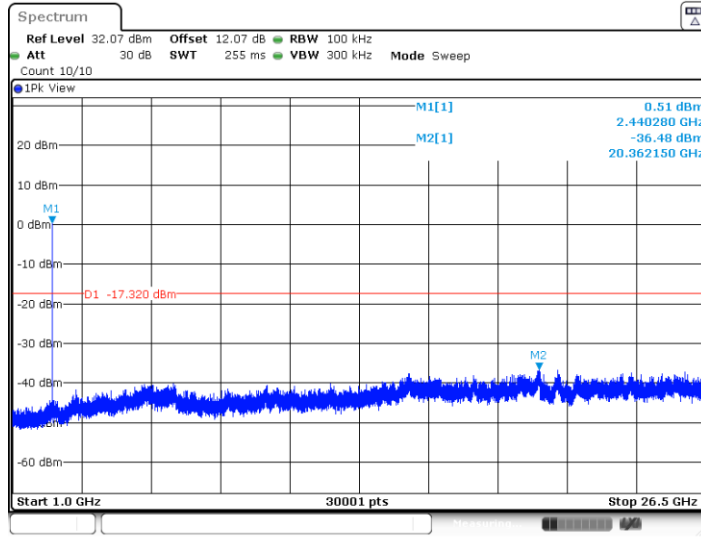


BLE\_1M\_Ant3\_2440\_30~1000



Date: 5.JUL.2024 15:49:45

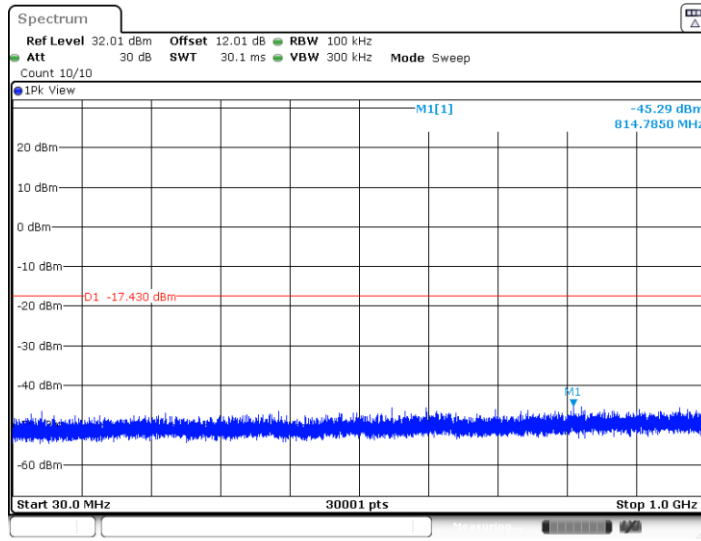
BLE\_1M\_Ant3\_2440\_1000~26500



Date: 5.JUL.2024 15:50:00

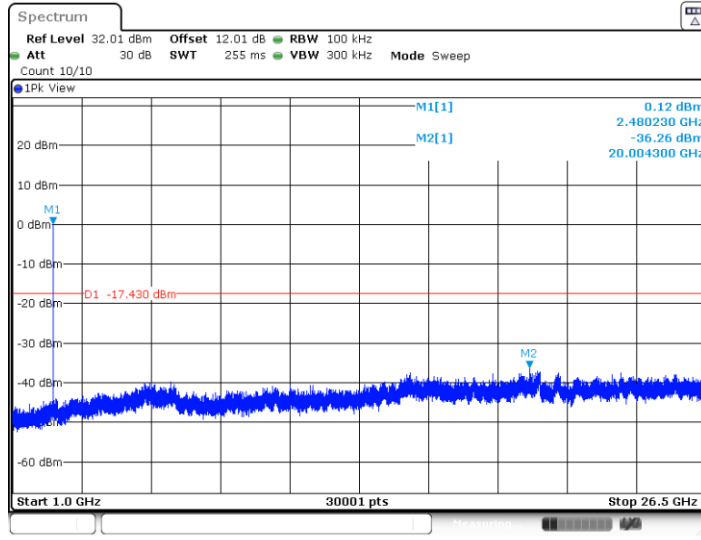


BLE\_1M\_Ant3\_2480\_30~1000



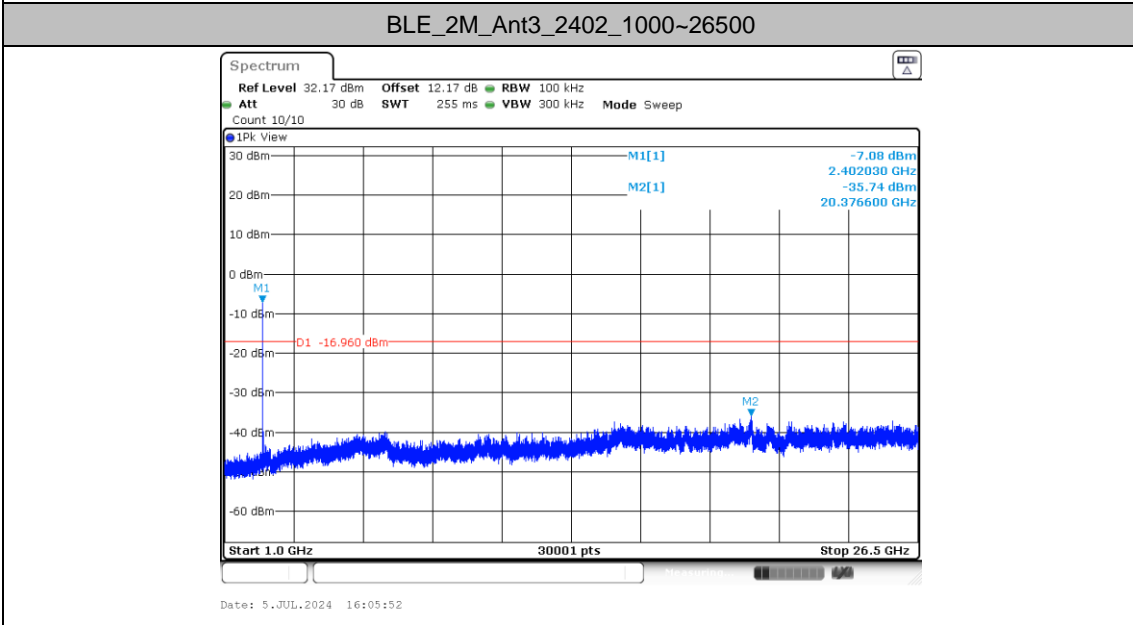
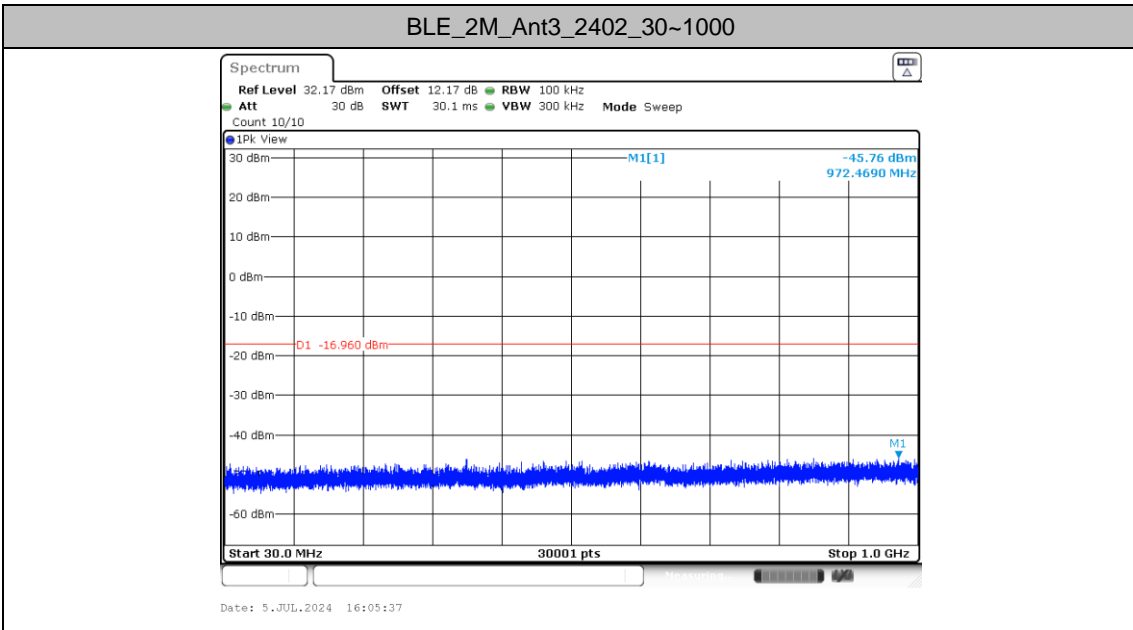
Date: 5.JUL.2024 15:52:00

BLE\_1M\_Ant3\_2480\_1000~26500



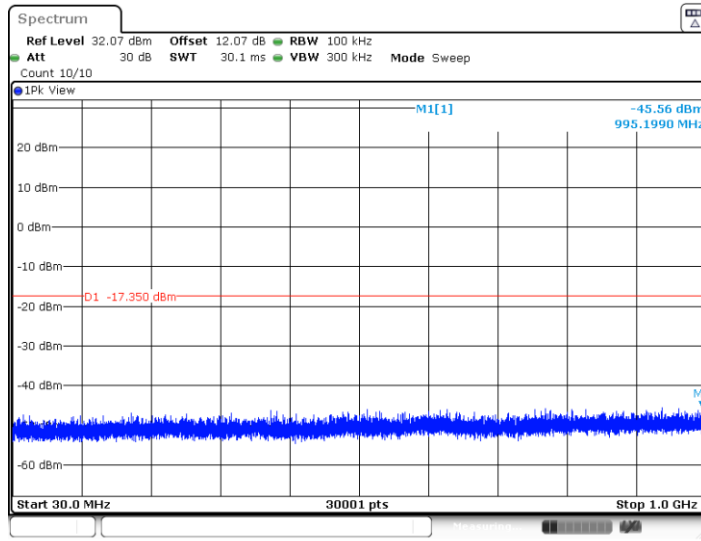
Date: 5.JUL.2024 15:52:15





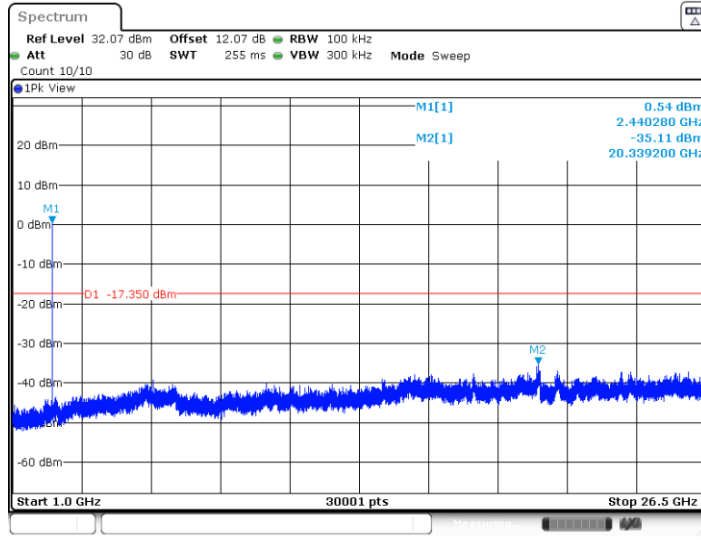


BLE\_2M\_Ant3\_2440\_30~1000



Date: 5.JUL.2024 16:07:22

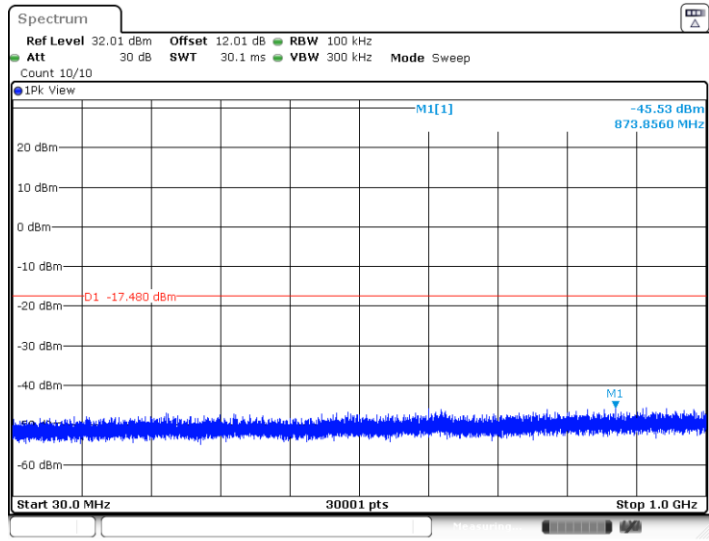
BLE\_2M\_Ant3\_2440\_1000~26500



Date: 5.JUL.2024 16:07:37

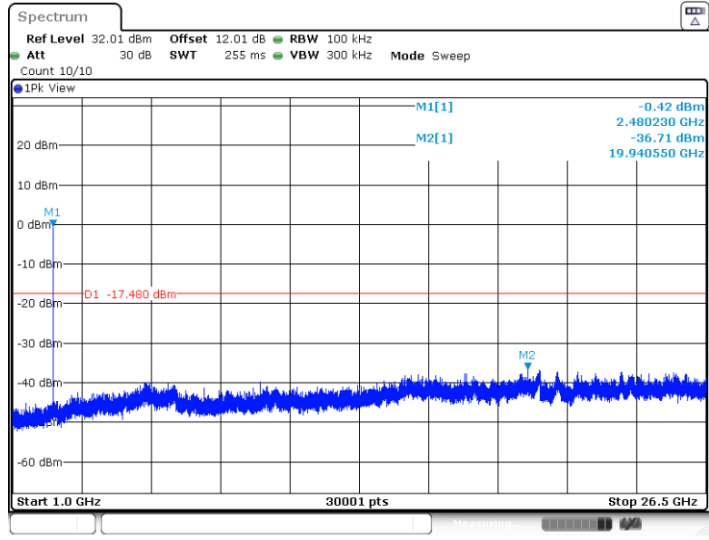


BLE\_2M\_Ant3\_2480\_30~1000



Date: 5.JUL.2024 16:09:11

BLE\_2M\_Ant3\_2480\_1000~26500



Date: 5.JUL.2024 16:09:27



<nRF\_ANT.3>

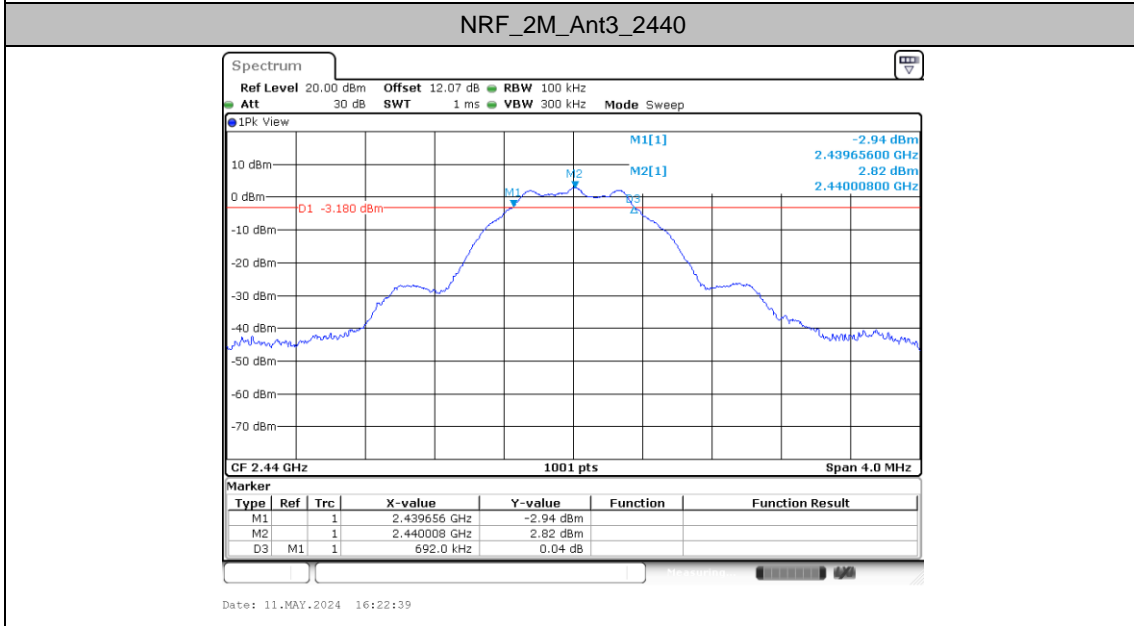
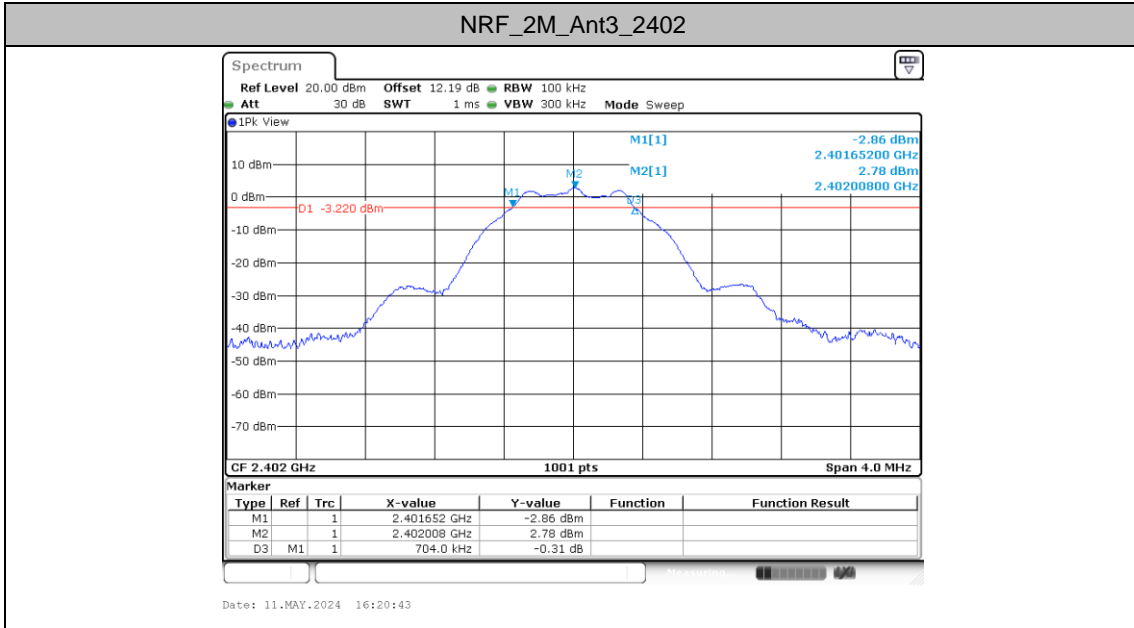
DTS Bandwidth

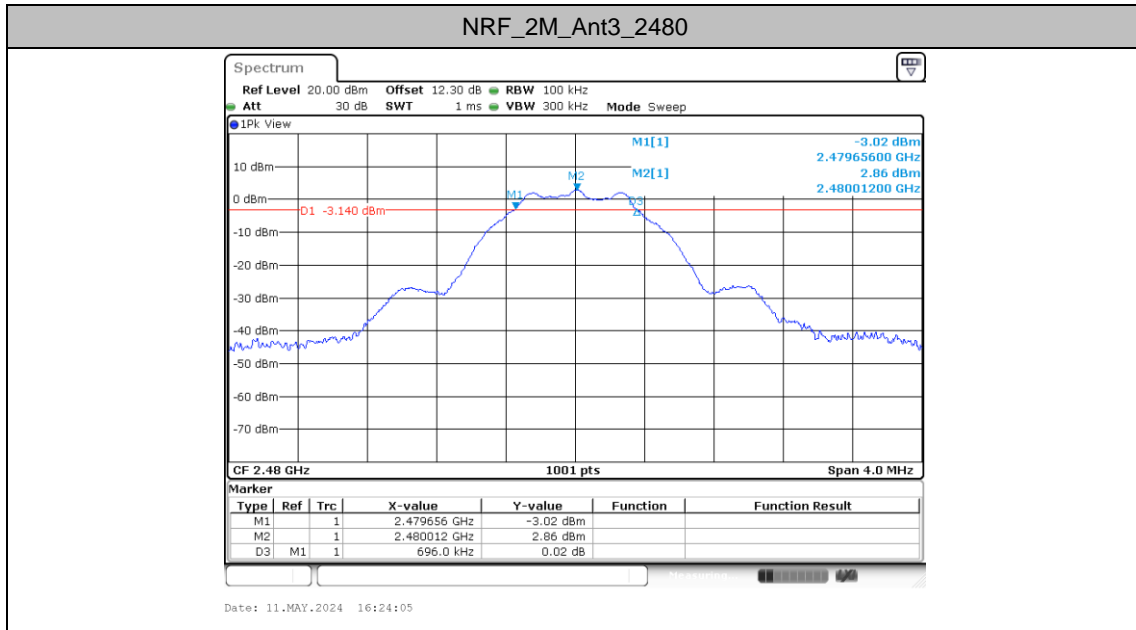
Test Result

TestMode	Antenna	Freq(MHz)	DTS BW [MHz]	FL[MHz]	FH[MHz]	Limit[MHz]	Verdict
NRF_2M	Ant3	2402	0.70	2401.65	2402.36	0.5	PASS
		2440	0.69	2439.66	2440.35	0.5	PASS
		2480	0.70	2479.66	2480.35	0.5	PASS



Test Graphs







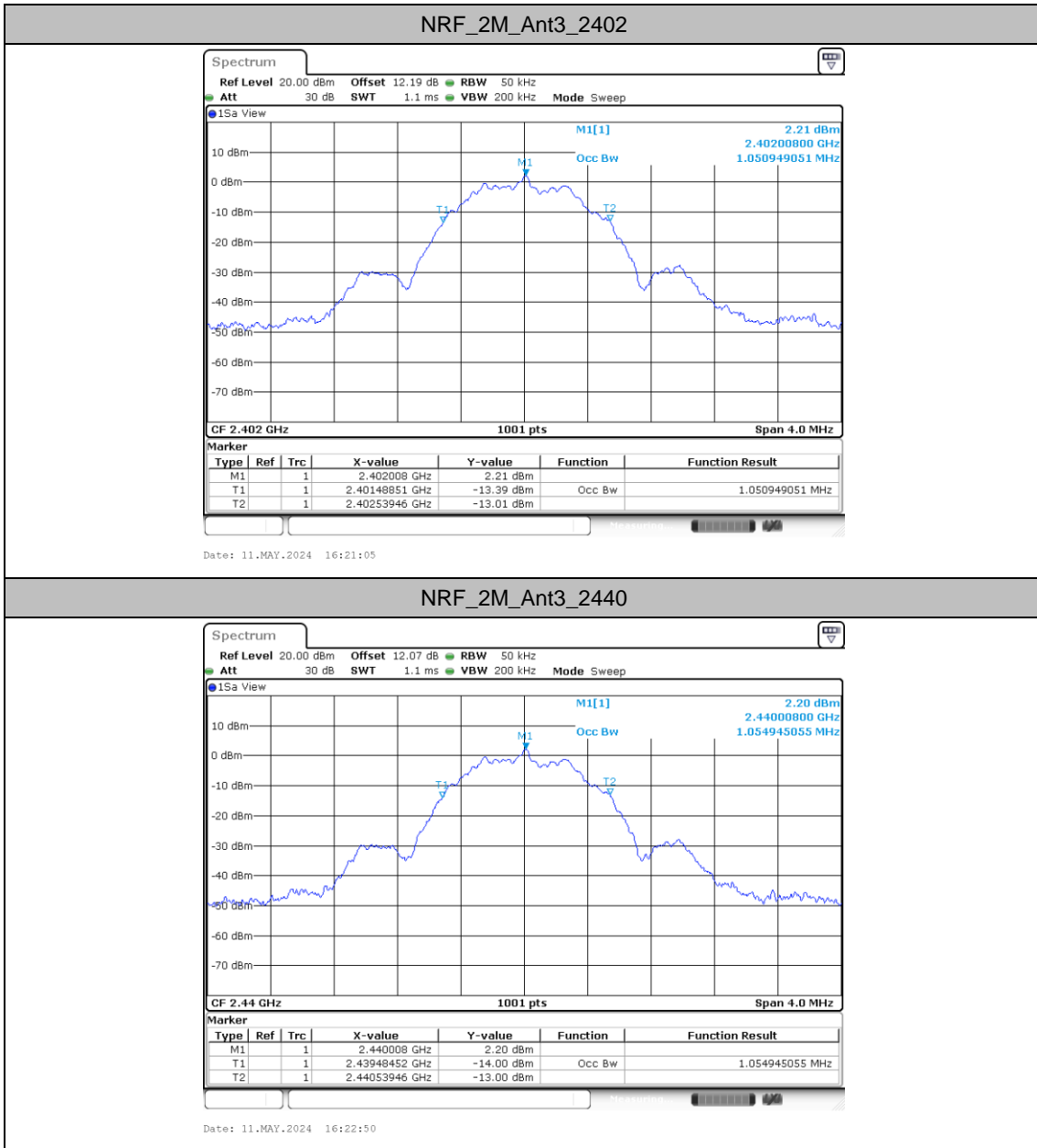
## Occupied Channel Bandwidth

### Test Result

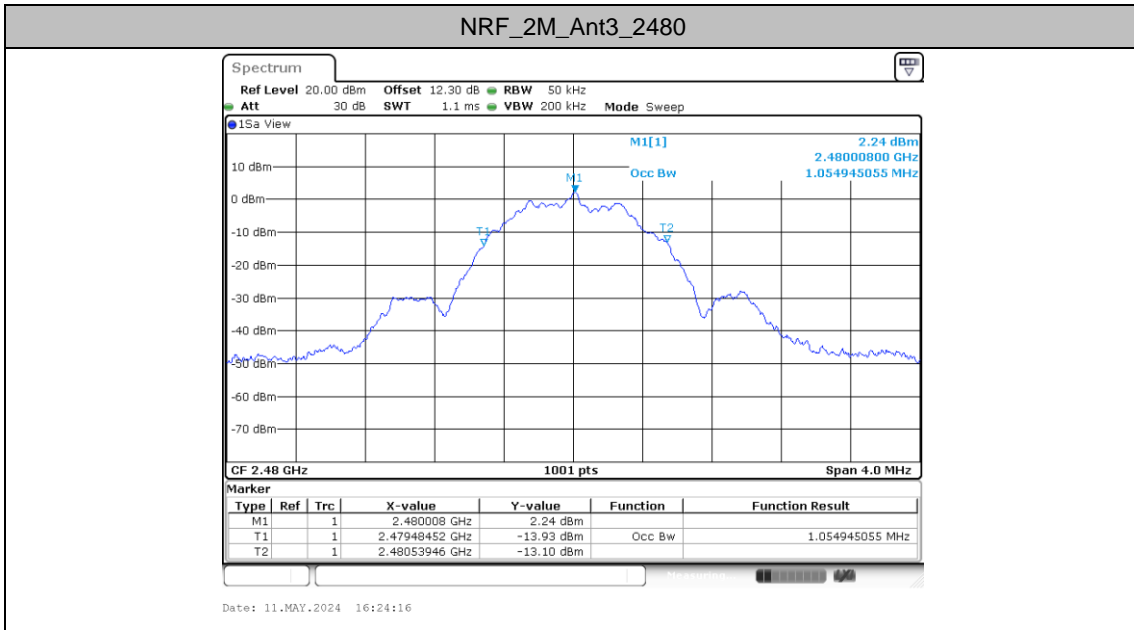
TestMode	Antenna	Freq(MHz)	OCB [MHz]	FL[MHz]	FH[MHz]
NRF_2M	Ant3	2402	1.051	2401.4885	2402.5395
		2440	1.055	2439.4845	2440.5395
		2480	1.055	2479.4845	2480.5395



Test Graphs









### Maximum conducted output power

#### Test Result Peak

TestMode	Antenna	CH.	Peak Conducted Power (dBm)	Conducted Power Limit	DG (dBi)	EIRP Power (dBm)	EIRP Power Limit	Pass/Fail
NRF2M	Ant 3	0	3.85	30.00	1.62	5.47	36.00	Pass
		19	3.85	30.00	1.62	5.47	36.00	Pass
		39	3.82	30.00	1.62	5.44	36.00	Pass

#### Test Result Average (Reference Only)

TestMode	Antenna	CH.	Duty Factor (dB)	Average Conducted Power (dBm)
NRF2M	Ant3	0	2.01	3.68
		19	2.01	3.73
		39	2.01	3.70



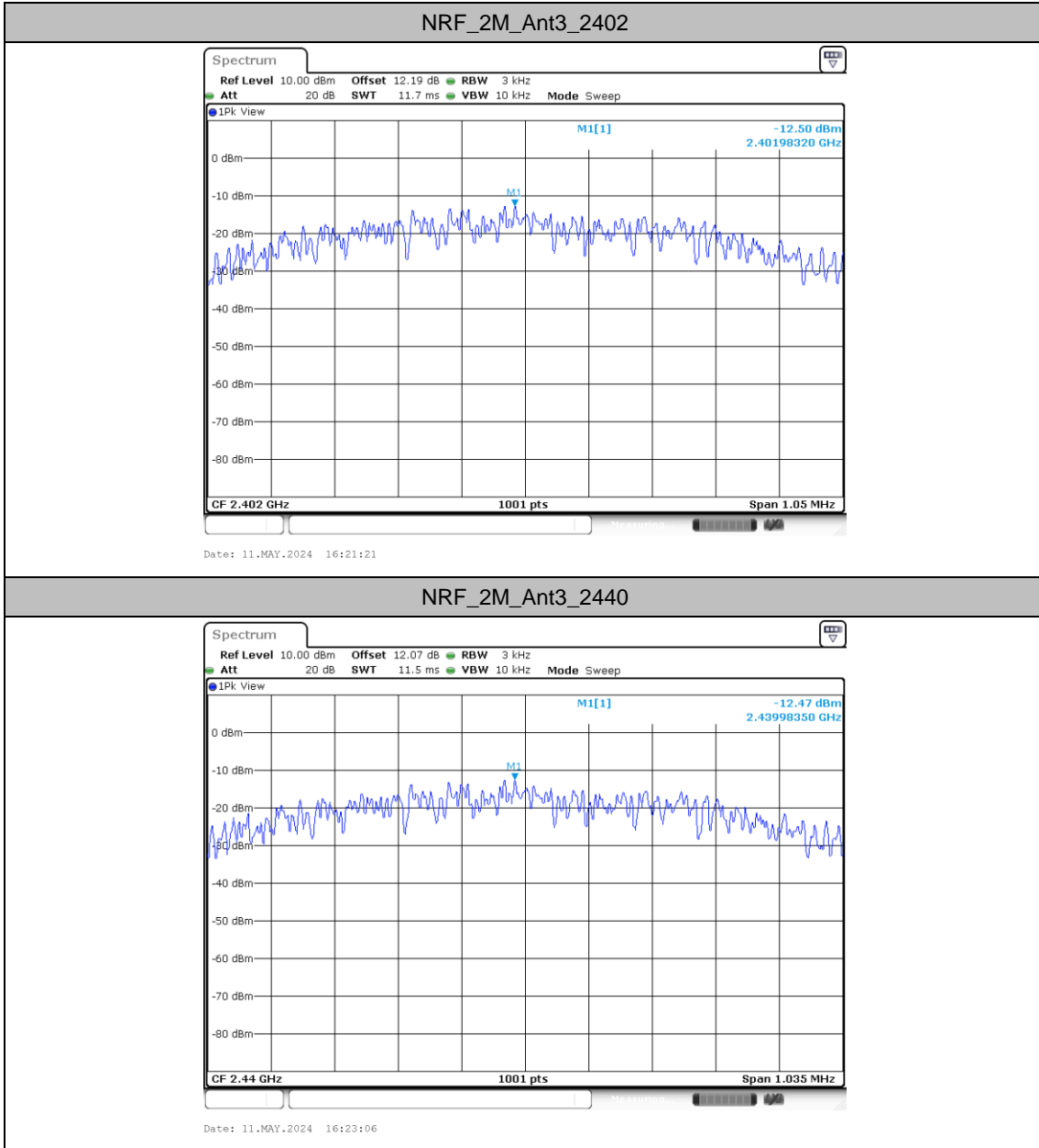
## Maximum power spectral density

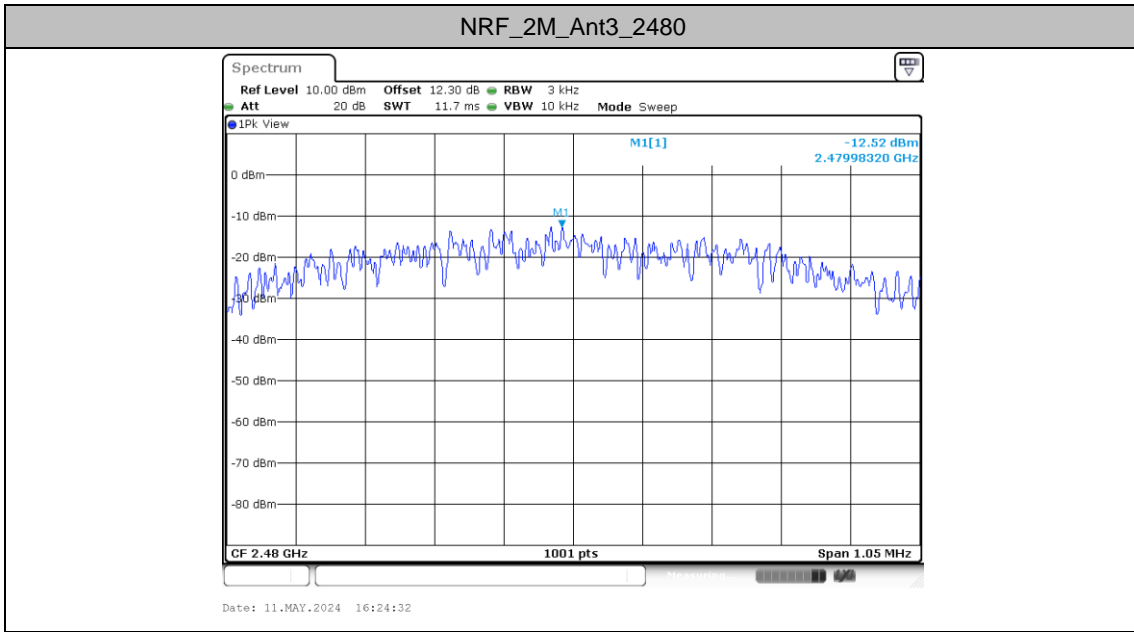
### Test Result

TestMode	Antenna	Freq(MHz)	Result[dBm/3kHz]	Limit[dBm/3kHz]	Verdict
NRF_2M	Ant3	2402	-12.50	≤8.00	PASS
		2440	-12.47	≤8.00	PASS
		2480	-12.52	≤8.00	PASS



### Test Graphs







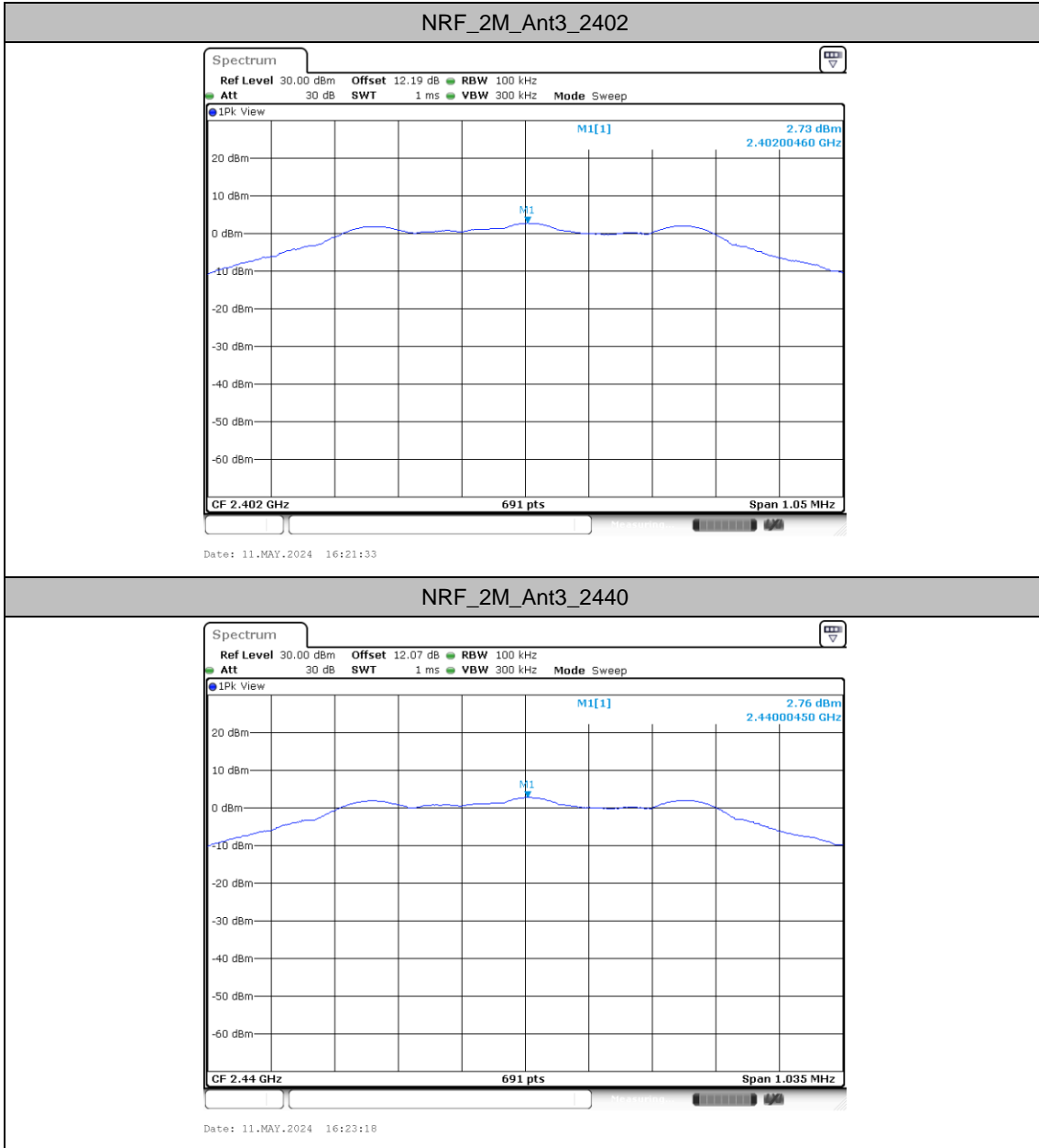
## Reference level measurement

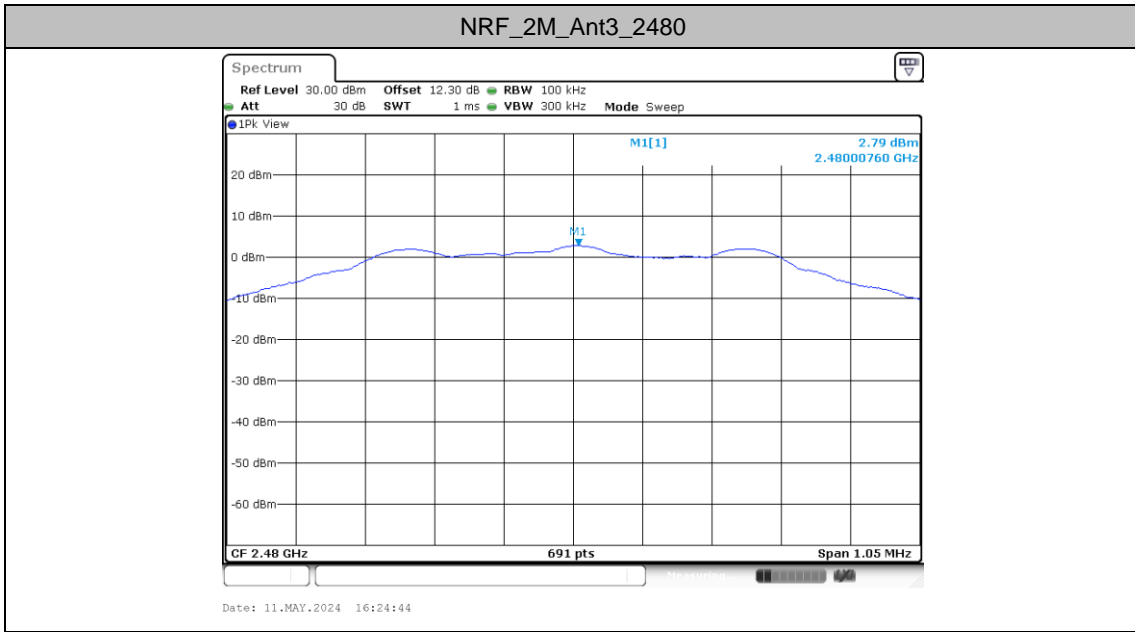
### Test Result

TestMode	Antenna	Freq(MHz)	Max.Point[MHz]	Result[dBm/100KHz]
NRF_2M	Ant3	2402	2402.00	2.73
		2440	2440.00	2.76
		2480	2480.01	2.79



### Test Graphs









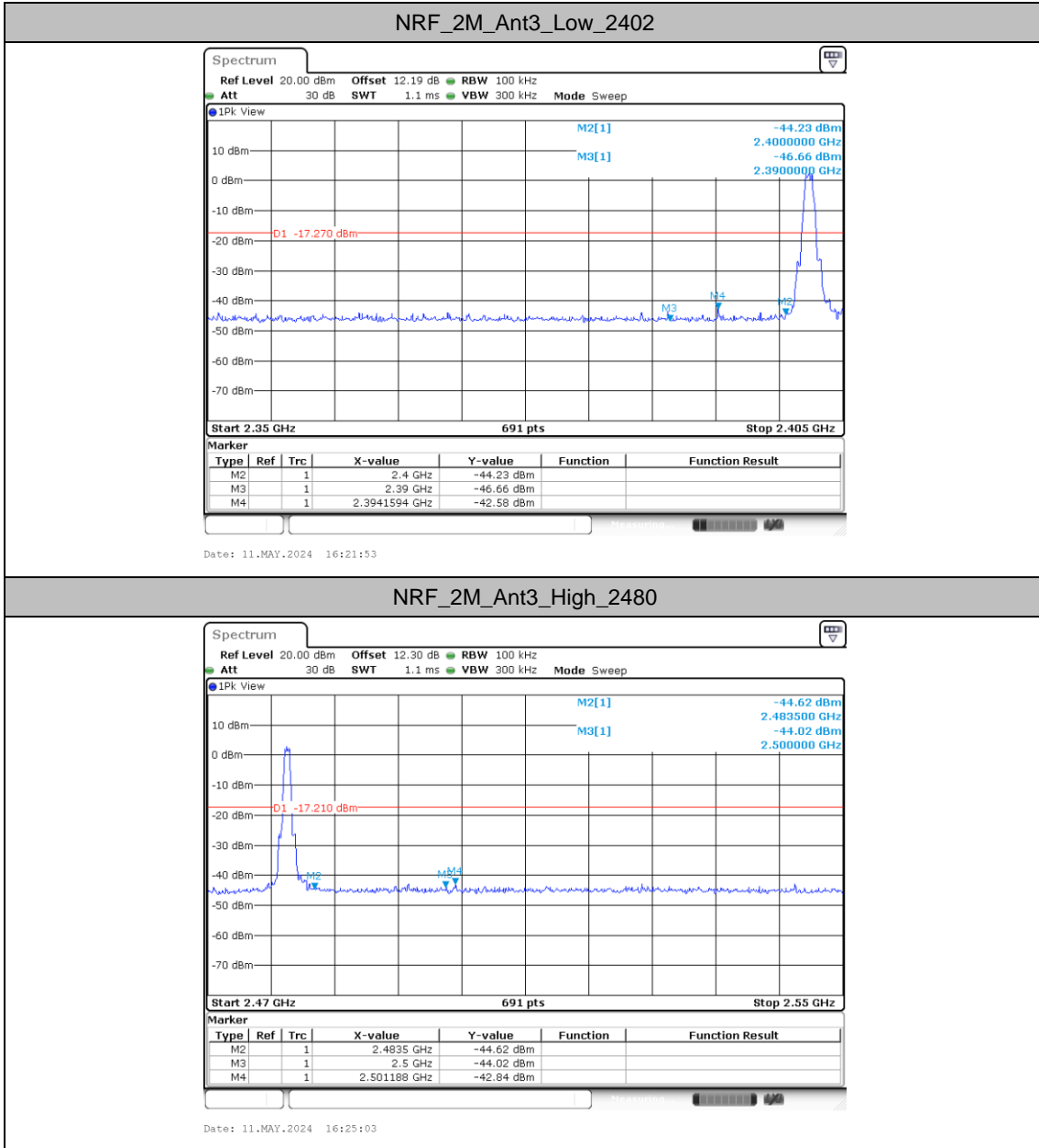
## Band edge measurements

### Test Result

TestMode	Antenna	ChName	Freq(MHz)	RefLevel[dBm /100KHz]	Result[dBm /100KHz]	Limit[dBm /100KHz]	Verdict
NRF_2M	Ant3	Low	2402	2.73	-42.58	≤-17.27	PASS
		High	2480	2.79	-42.84	≤-17.21	PASS



Test Graphs





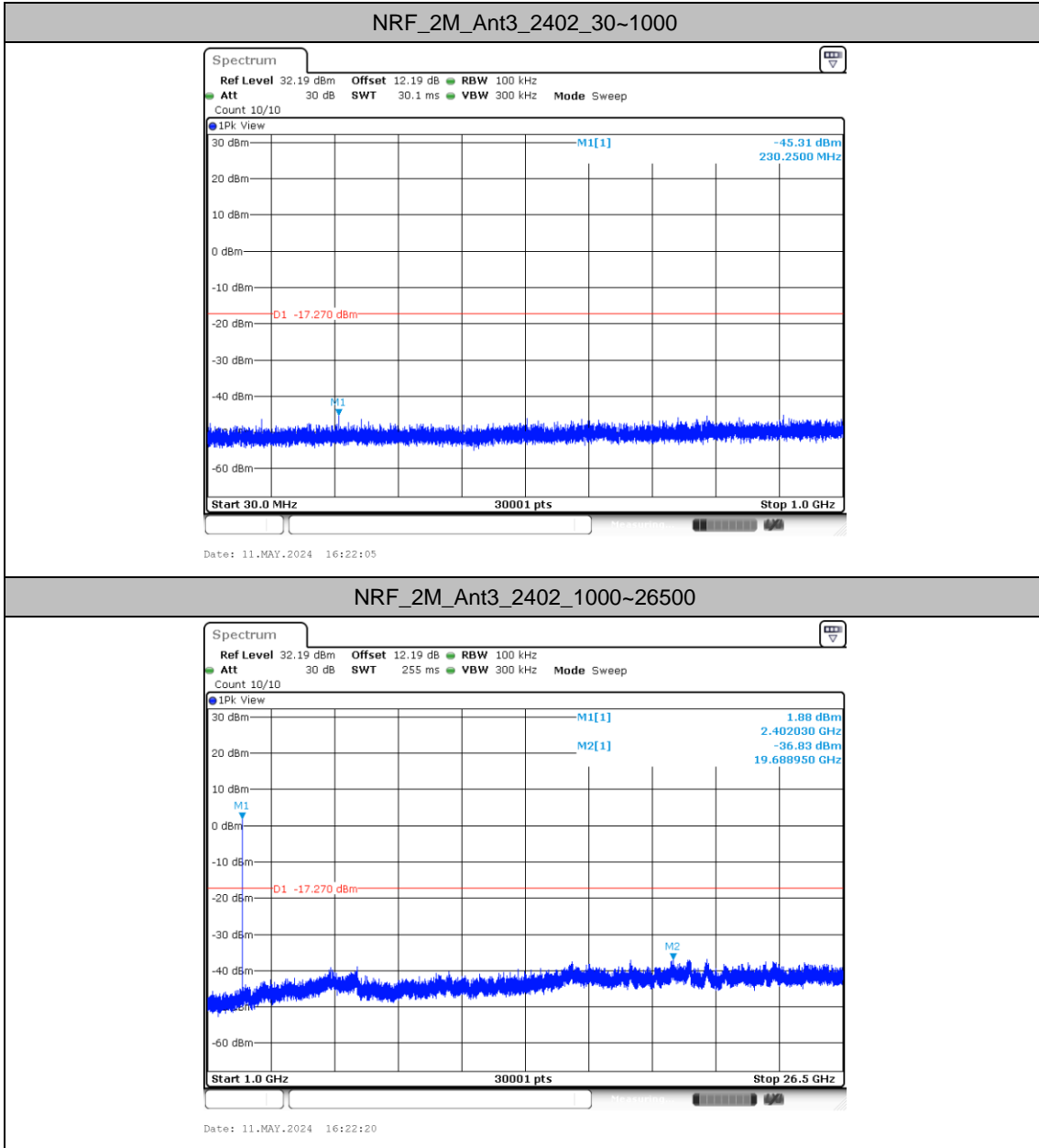
## Conducted Spurious Emission

### Test Result

TestMode	Antenna	Freq(MHz)	FreqRange [MHz]	RefLevel [dBm/100KHz]	Result [dBm/100KHz]	Limit [dBm/100KHz]	Verdict
NRF_2M	Ant3	2402	30~1000	2.73	-45.31	≤-17.27	PASS
			1000~26500	2.73	-36.83	≤-17.27	PASS
		2440	30~1000	2.76	-45.62	≤-17.24	PASS
			1000~26500	2.76	-36.68	≤-17.24	PASS
		2480	30~1000	2.79	-44.99	≤-17.21	PASS
			1000~26500	2.79	-36.73	≤-17.21	PASS

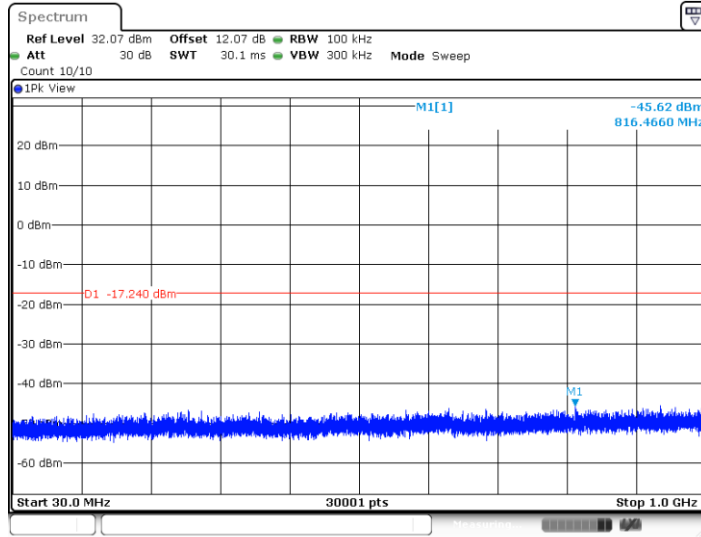


Test Graphs

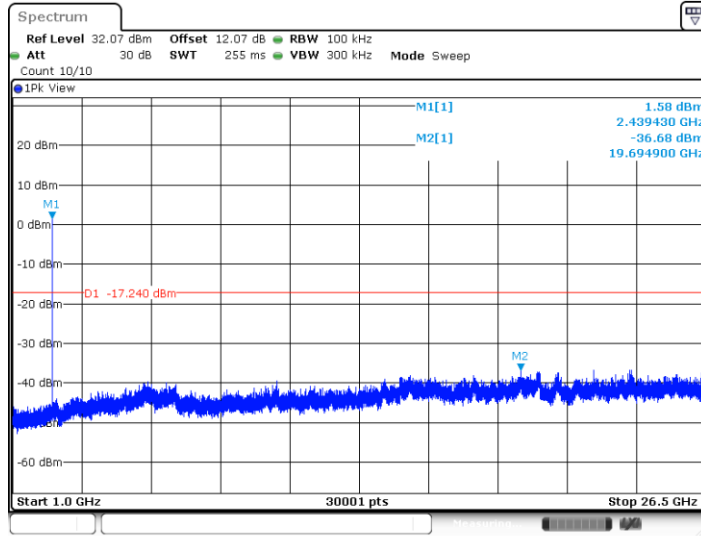




NRF\_2M\_Ant3\_2440\_30~1000

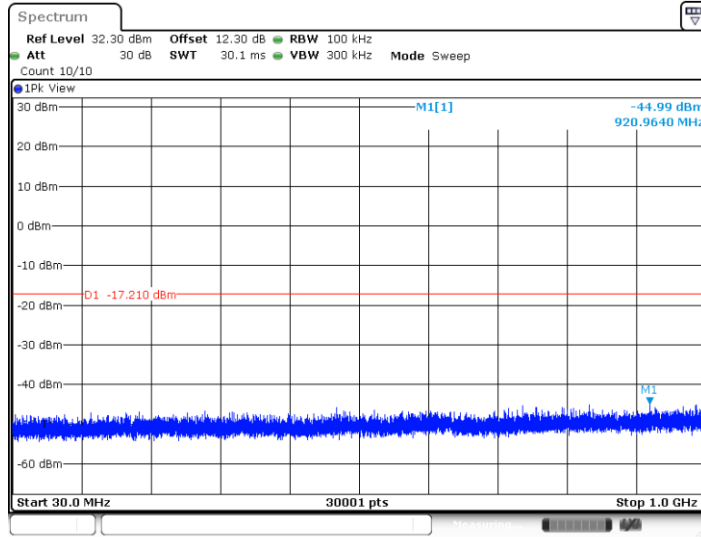


NRF\_2M\_Ant3\_2440\_1000~26500



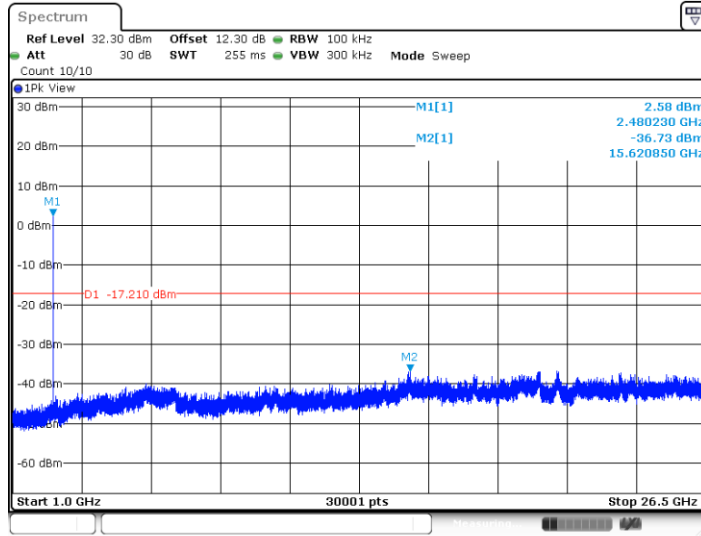


NRF\_2M\_Ant3\_2480\_30~1000



Date: 11.MAY.2024 16:25:15

NRF\_2M\_Ant3\_2480\_1000~26500

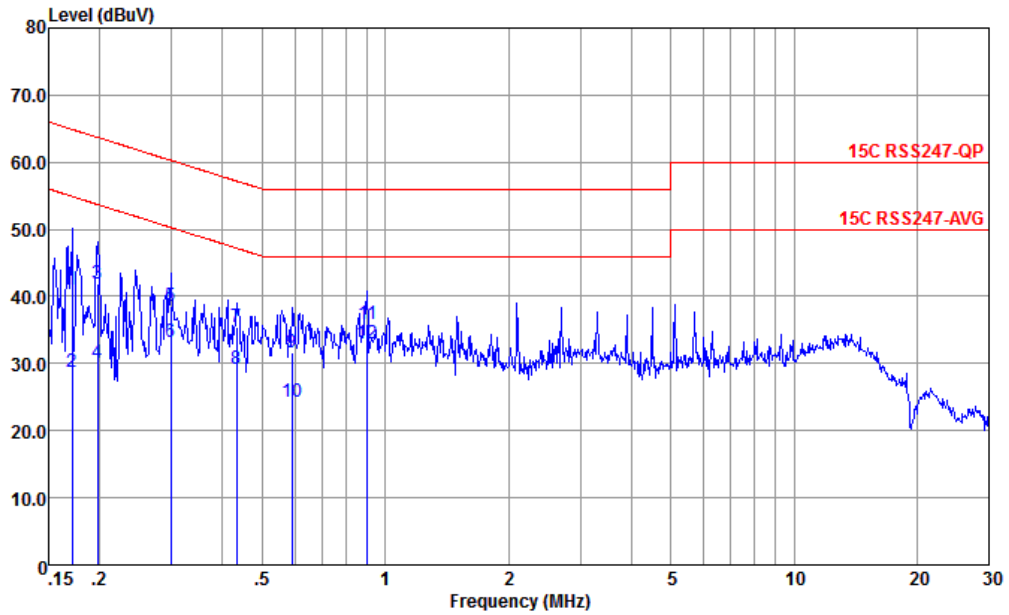


Date: 11.MAY.2024 16:25:30



## Appendix B. AC Conducted Emission Test Results

Test Engineer :	Amos Zhang	Temperature :	25.3~26.2°C
		Relative Humidity :	38~40%
Test Voltage :	120Vac / 60Hz	Phase :	Line
Remark :	All emissions not reported here are more than 10 dB below the prescribed limit.		

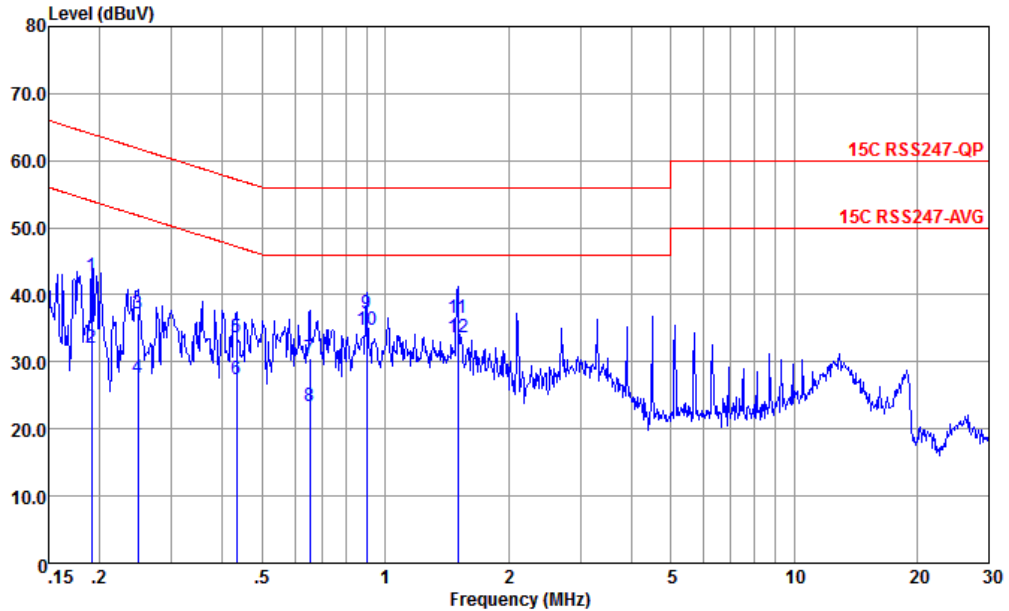


Site : CO01-KS  
 Condition : 15C RSS247-QP LISN-060105-L 2024 LINE

	Freq	Level	Over	Limit	Read	LISN	Cable	
	MHz	dBuV	Limit	Line	Level	Factor	Loss	Remark
			dB	dBuV	dBuV	dB	dB	
1	0.171	41.02	-23.88	64.90	30.50	0.10	10.42	QP
2	0.171	28.72	-26.18	54.90	18.20	0.10	10.42	Average
3	0.198	41.99	-21.72	63.71	31.50	0.08	10.41	QP
4	0.198	30.09	-23.62	53.71	19.60	0.08	10.41	Average
5	0.299	38.62	-21.66	60.28	28.20	0.09	10.33	QP
6	0.299	33.22	-17.06	50.28	22.80	0.09	10.33	Average
7	0.433	35.41	-21.79	57.20	25.20	-0.05	10.26	QP
8	0.433	29.11	-18.09	47.20	18.90	-0.05	10.26	Average
9	0.592	31.55	-24.45	56.00	21.50	-0.13	10.18	QP
10	0.592	24.25	-21.75	46.00	14.20	-0.13	10.18	Average
11	0.904	35.83	-20.17	56.00	25.90	-0.17	10.10	QP
12 *	0.904	33.03	-12.97	46.00	23.10	-0.17	10.10	Average



Test Engineer :	Amos Zhang	Temperature :	25.3~26.2°C
		Relative Humidity :	38~40%
Test Voltage :	120Vac / 60Hz	Phase :	Neutral
Remark :	All emissions not reported here are more than 10 dB below the prescribed limit.		



Site : CO01-KS  
 Condition : 15C RSS247-QP LISN-060105-N 2024 NEUTRAL

	Freq	Level	Over	Limit	Read	LISN	Cable	Remark
	MHz	dBuV	Limit	Line	Level	Factor	Loss	
			dB	dBuV	dBuV	dB	dB	
1	0.191	42.84	-21.14	63.98	32.30	0.13	10.41	QP
2	0.191	32.14	-21.84	53.98	21.60	0.13	10.41	Average
3	0.248	37.16	-24.66	61.82	26.79	0.00	10.37	QP
4	0.248	27.56	-24.26	51.82	17.19	0.00	10.37	Average
5	0.433	33.62	-23.58	57.20	23.50	-0.14	10.26	QP
6	0.433	27.32	-19.88	47.20	17.20	-0.14	10.26	Average
7	0.654	30.60	-25.40	56.00	20.60	-0.16	10.16	QP
8	0.654	23.50	-22.50	46.00	13.50	-0.16	10.16	Average
9	0.899	37.12	-18.88	56.00	27.20	-0.18	10.10	QP
10 *	0.899	34.82	-11.18	46.00	24.90	-0.18	10.10	Average
11	1.503	36.50	-19.50	56.00	26.61	-0.19	10.08	QP
12	1.503	33.70	-12.30	46.00	23.81	-0.19	10.08	Average

Note:

1. Level(dBμV) = Read Level(dBμV) + LISN Factor(dB) + Cable Loss(dB)
2. Over Limit(dB) = Level(dBμV) – Limit Line(dBμV)





## Appendix C. Radiated Spurious Emission Test Data

Test Engineer :	Koi Ji	Relative Humidity :	41~42%
		Temperature :	22 ~23°C

### Radiated Spurious Emission Test Modes

Mode	Band (MHz)	Antenna	Modulation	Channel	Frequency	Data Rate	RU	Remark
Mode 19	2400-2483.5	3	Bluetooth-LE	00	2402	1Mbps	-	-
Mode 20	2400-2483.5	3	Bluetooth-LE	19	2440	1Mbps	-	-
Mode 21	2400-2483.5	3	Bluetooth-LE	39	2480	1Mbps	-	-
Mode 22	2400-2483.5	3	Bluetooth-LE	00	2402	2Mbps	-	-
Mode 23	2400-2483.5	3	Bluetooth-LE	19	2440	2Mbps	-	-
Mode 24	2400-2483.5	3	Bluetooth-LE	39	2480	2Mbps	-	-
Mode 25	2400-2483.5	3	NRF	00	2402	2Mbps	-	-
Mode 26	2400-2483.5	3	NRF	19	2440	2Mbps	-	-
Mode 27	2400-2483.5	3	NRF	39	2480	2Mbps	-	-

### Summary of each worse mode

Mode	Modulation	Ch.	Freq. (MHz)	Level (dBuV/m)	Limit (dBuV/m)	Margin (dB)	Pol.	Peak Avg.	Result	Remark
19	Bluetooth-LE	00	2383.19	45.03	54.00	-8.97	V	AVERAGE	Pass	Band Edge
19	Bluetooth-LE	00	4804.00	42.83	74.00	-31.17	V	PEAK	Pass	Harmonic
20	Bluetooth-LE	19	-	-	-	-	-	-	-	Band Edge
20	Bluetooth-LE	19	4880.00	44.61	74.00	-29.39	V	PEAK	Pass	Harmonic
21	Bluetooth-LE	39	2493.64	45.12	54.00	-8.88	H	AVERAGE	Pass	Band Edge
21	Bluetooth-LE	39	4960.00	42.11	74.00	-31.89	H	PEAK	Pass	Harmonic
22	Bluetooth-LE	00	2387.74	45.17	54.00	-8.83	H	AVERAGE	Pass	Band Edge
22	Bluetooth-LE	00	4804.00	42.95	74.00	-31.05	V	PEAK	Pass	Harmonic
23	Bluetooth-LE	19	-	-	-	-	-	-	-	Band Edge
23	Bluetooth-LE	19	4880.00	43.90	74.00	-30.10	V	PEAK	Pass	Harmonic
24	Bluetooth-LE	39	2483.50	46.10	54.00	-7.90	V	AVERAGE	Pass	Band Edge
24	Bluetooth-LE	39	7440.00	42.50	74.00	-31.50	V	PEAK	Pass	Harmonic
25	NRF	00	2388.91	44.66	54.00	-9.34	V	AVERAGE	Pass	Band Edge
	NRF	00	4986.00	43.91	54.00	-10.09	V	AVERAGE	Pass	Harmonic
26	NRF	19	-	-	-	-	-	-	-	Band Edge
	NRF	19	4987.00	43.84	54.00	-10.16	V	AVERAGE	Pass	Harmonic
27	NRF	39	2484.64	44.97	54.00	-9.03	H	AVERAGE	Pass	Band Edge
	NRF	39	4999.00	43.49	54.00	-10.51	V	AVERAGE	Pass	Harmonic



Mode	19																																																																													
	Band Edge																																																																													
	2400-2483.5_Bluetooth-LE_CH00_2402MHz																																																																													
ANT	3																																																																													
Pol.	Horizontal	Fundamental																																																																												
Peak	<table border="1"> <thead> <tr> <th>Limit</th> <th>Read</th> <th>Ant</th> <th>Cable</th> <th>Preamp</th> <th>Aux</th> <th>APos</th> <th>TPos</th> <th>Remark</th> </tr> <tr> <th>Freq</th> <th>Level</th> <th>Line</th> <th>Margin</th> <th>Level</th> <th>Factor</th> <th>Loss</th> <th>Factor</th> <th>Factor</th> </tr> <tr> <th>MHz</th> <th>dBuV/m</th> <th>dBuV/m</th> <th>dB</th> <th>dBuV</th> <th>dB/m</th> <th>dB</th> <th>dB</th> <th>dB</th> </tr> </thead> <tbody> <tr> <td>1 2323.52</td> <td>55.25</td> <td>74.00</td> <td>-18.75</td> <td>39.57</td> <td>32.09</td> <td>8.54</td> <td>30.95</td> <td>6.00</td> <td>100</td> <td>18 PEAK</td> </tr> </tbody> </table>	Limit	Read	Ant	Cable	Preamp	Aux	APos	TPos	Remark	Freq	Level	Line	Margin	Level	Factor	Loss	Factor	Factor	MHz	dBuV/m	dBuV/m	dB	dBuV	dB/m	dB	dB	dB	1 2323.52	55.25	74.00	-18.75	39.57	32.09	8.54	30.95	6.00	100	18 PEAK	<table border="1"> <thead> <tr> <th>Limit</th> <th>Read</th> <th>Ant</th> <th>Cable</th> <th>Preamp</th> <th>Aux</th> <th>APos</th> <th>TPos</th> <th>Remark</th> </tr> <tr> <th>Freq</th> <th>Level</th> <th>Line</th> <th>Margin</th> <th>Level</th> <th>Factor</th> <th>Loss</th> <th>Factor</th> <th>Factor</th> </tr> <tr> <th>MHz</th> <th>dBuV/m</th> <th>dBuV/m</th> <th>dB</th> <th>dBuV</th> <th>dB/m</th> <th>dB</th> <th>dB</th> <th>dB</th> </tr> </thead> <tbody> <tr> <td>1 2402.00</td> <td>90.24</td> <td>74.00</td> <td>16.24</td> <td>73.96</td> <td>32.40</td> <td>8.81</td> <td>30.93</td> <td>6.00</td> <td>100</td> <td>18 PEAK</td> </tr> </tbody> </table>	Limit	Read	Ant	Cable	Preamp	Aux	APos	TPos	Remark	Freq	Level	Line	Margin	Level	Factor	Loss	Factor	Factor	MHz	dBuV/m	dBuV/m	dB	dBuV	dB/m	dB	dB	dB	1 2402.00	90.24	74.00	16.24	73.96	32.40	8.81	30.93	6.00	100	18 PEAK
	Limit	Read	Ant	Cable	Preamp	Aux	APos	TPos	Remark																																																																					
Freq	Level	Line	Margin	Level	Factor	Loss	Factor	Factor																																																																						
MHz	dBuV/m	dBuV/m	dB	dBuV	dB/m	dB	dB	dB																																																																						
1 2323.52	55.25	74.00	-18.75	39.57	32.09	8.54	30.95	6.00	100	18 PEAK																																																																				
Limit	Read	Ant	Cable	Preamp	Aux	APos	TPos	Remark																																																																						
Freq	Level	Line	Margin	Level	Factor	Loss	Factor	Factor																																																																						
MHz	dBuV/m	dBuV/m	dB	dBuV	dB/m	dB	dB	dB																																																																						
1 2402.00	90.24	74.00	16.24	73.96	32.40	8.81	30.93	6.00	100	18 PEAK																																																																				
Avg	<table border="1"> <thead> <tr> <th>Limit</th> <th>Read</th> <th>Ant</th> <th>Cable</th> <th>Preamp</th> <th>Aux</th> <th>APos</th> <th>TPos</th> <th>Remark</th> </tr> <tr> <th>Freq</th> <th>Level</th> <th>Line</th> <th>Margin</th> <th>Level</th> <th>Factor</th> <th>Loss</th> <th>Factor</th> <th>Factor</th> </tr> <tr> <th>MHz</th> <th>dBuV/m</th> <th>dBuV/m</th> <th>dB</th> <th>dBuV</th> <th>dB/m</th> <th>dB</th> <th>dB</th> <th>dB</th> </tr> </thead> <tbody> <tr> <td>1 2387.48</td> <td>45.01</td> <td>54.00</td> <td>-8.99</td> <td>28.80</td> <td>32.37</td> <td>8.77</td> <td>30.93</td> <td>6.00</td> <td>100</td> <td>18 AVERAGE</td> </tr> </tbody> </table>	Limit	Read	Ant	Cable	Preamp	Aux	APos	TPos	Remark	Freq	Level	Line	Margin	Level	Factor	Loss	Factor	Factor	MHz	dBuV/m	dBuV/m	dB	dBuV	dB/m	dB	dB	dB	1 2387.48	45.01	54.00	-8.99	28.80	32.37	8.77	30.93	6.00	100	18 AVERAGE	<table border="1"> <thead> <tr> <th>Limit</th> <th>Read</th> <th>Ant</th> <th>Cable</th> <th>Preamp</th> <th>Aux</th> <th>APos</th> <th>TPos</th> <th>Remark</th> </tr> <tr> <th>Freq</th> <th>Level</th> <th>Line</th> <th>Margin</th> <th>Level</th> <th>Factor</th> <th>Loss</th> <th>Factor</th> <th>Factor</th> </tr> <tr> <th>MHz</th> <th>dBuV/m</th> <th>dBuV/m</th> <th>dB</th> <th>dBuV</th> <th>dB/m</th> <th>dB</th> <th>dB</th> <th>dB</th> </tr> </thead> <tbody> <tr> <td>1 2402.00</td> <td>89.41</td> <td>54.00</td> <td>35.41</td> <td>73.13</td> <td>32.40</td> <td>8.81</td> <td>30.93</td> <td>6.00</td> <td>100</td> <td>18 AVERAGE</td> </tr> </tbody> </table>	Limit	Read	Ant	Cable	Preamp	Aux	APos	TPos	Remark	Freq	Level	Line	Margin	Level	Factor	Loss	Factor	Factor	MHz	dBuV/m	dBuV/m	dB	dBuV	dB/m	dB	dB	dB	1 2402.00	89.41	54.00	35.41	73.13	32.40	8.81	30.93	6.00	100	18 AVERAGE
	Limit	Read	Ant	Cable	Preamp	Aux	APos	TPos	Remark																																																																					
Freq	Level	Line	Margin	Level	Factor	Loss	Factor	Factor																																																																						
MHz	dBuV/m	dBuV/m	dB	dBuV	dB/m	dB	dB	dB																																																																						
1 2387.48	45.01	54.00	-8.99	28.80	32.37	8.77	30.93	6.00	100	18 AVERAGE																																																																				
Limit	Read	Ant	Cable	Preamp	Aux	APos	TPos	Remark																																																																						
Freq	Level	Line	Margin	Level	Factor	Loss	Factor	Factor																																																																						
MHz	dBuV/m	dBuV/m	dB	dBuV	dB/m	dB	dB	dB																																																																						
1 2402.00	89.41	54.00	35.41	73.13	32.40	8.81	30.93	6.00	100	18 AVERAGE																																																																				



Mode	19																																																																											
	Band Edge																																																																											
	2400-2483.5_Bluetooth-LE_CH00_2402MHz																																																																											
ANT	3																																																																											
Pol.	Vertical	Fundamental																																																																										
Peak	<table border="1"> <thead> <tr> <th>Limit</th> <th>Read</th> <th>Ant</th> <th>Cable</th> <th>Preamp</th> <th>Aux</th> <th>APos</th> <th>TPos</th> </tr> <tr> <th>Freq</th> <th>Level</th> <th>Line</th> <th>Margin</th> <th>Level</th> <th>Factor</th> <th>Loss</th> <th>Factor</th> </tr> <tr> <th>MHz</th> <th>dBuV/m</th> <th>dBuV/m</th> <th>dB</th> <th>dBuV</th> <th>dB/m</th> <th>dB</th> <th>dB</th> </tr> </thead> <tbody> <tr> <td>1</td> <td>2350.82</td> <td>55.16</td> <td>74.00</td> <td>-18.84</td> <td>39.12</td> <td>32.30</td> <td>8.68</td> <td>30.94</td> <td>6.00</td> <td>134</td> <td>62</td> <td>PEAK</td> </tr> </tbody> </table>	Limit	Read	Ant	Cable	Preamp	Aux	APos	TPos	Freq	Level	Line	Margin	Level	Factor	Loss	Factor	MHz	dBuV/m	dBuV/m	dB	dBuV	dB/m	dB	dB	1	2350.82	55.16	74.00	-18.84	39.12	32.30	8.68	30.94	6.00	134	62	PEAK	<table border="1"> <thead> <tr> <th>Limit</th> <th>Read</th> <th>Ant</th> <th>Cable</th> <th>Preamp</th> <th>Aux</th> <th>APos</th> <th>TPos</th> </tr> <tr> <th>Freq</th> <th>Level</th> <th>Line</th> <th>Margin</th> <th>Level</th> <th>Factor</th> <th>Loss</th> <th>Factor</th> </tr> <tr> <th>MHz</th> <th>dBuV/m</th> <th>dBuV/m</th> <th>dB</th> <th>dBuV</th> <th>dB/m</th> <th>dB</th> <th>dB</th> </tr> </thead> <tbody> <tr> <td>1</td> <td>2402.00</td> <td>92.34</td> <td>-----</td> <td>-----</td> <td>76.06</td> <td>32.40</td> <td>8.81</td> <td>30.93</td> <td>6.00</td> <td>134</td> <td>62</td> <td>PEAK</td> </tr> </tbody> </table>	Limit	Read	Ant	Cable	Preamp	Aux	APos	TPos	Freq	Level	Line	Margin	Level	Factor	Loss	Factor	MHz	dBuV/m	dBuV/m	dB	dBuV	dB/m	dB	dB	1	2402.00	92.34	-----	-----	76.06	32.40	8.81	30.93	6.00	134	62	PEAK
	Limit	Read	Ant	Cable	Preamp	Aux	APos	TPos																																																																				
Freq	Level	Line	Margin	Level	Factor	Loss	Factor																																																																					
MHz	dBuV/m	dBuV/m	dB	dBuV	dB/m	dB	dB																																																																					
1	2350.82	55.16	74.00	-18.84	39.12	32.30	8.68	30.94	6.00	134	62	PEAK																																																																
Limit	Read	Ant	Cable	Preamp	Aux	APos	TPos																																																																					
Freq	Level	Line	Margin	Level	Factor	Loss	Factor																																																																					
MHz	dBuV/m	dBuV/m	dB	dBuV	dB/m	dB	dB																																																																					
1	2402.00	92.34	-----	-----	76.06	32.40	8.81	30.93	6.00	134	62	PEAK																																																																
Avg	<table border="1"> <thead> <tr> <th>Limit</th> <th>Read</th> <th>Ant</th> <th>Cable</th> <th>Preamp</th> <th>Aux</th> <th>APos</th> <th>TPos</th> </tr> <tr> <th>Freq</th> <th>Level</th> <th>Line</th> <th>Margin</th> <th>Level</th> <th>Factor</th> <th>Loss</th> <th>Factor</th> </tr> <tr> <th>MHz</th> <th>dBuV/m</th> <th>dBuV/m</th> <th>dB</th> <th>dBuV</th> <th>dB/m</th> <th>dB</th> <th>dB</th> </tr> </thead> <tbody> <tr> <td>1</td> <td>2383.19</td> <td>45.03</td> <td>54.00</td> <td>-8.97</td> <td>28.83</td> <td>32.37</td> <td>8.76</td> <td>30.93</td> <td>6.00</td> <td>134</td> <td>62</td> <td>AVERAGE</td> </tr> </tbody> </table>	Limit	Read	Ant	Cable	Preamp	Aux	APos	TPos	Freq	Level	Line	Margin	Level	Factor	Loss	Factor	MHz	dBuV/m	dBuV/m	dB	dBuV	dB/m	dB	dB	1	2383.19	45.03	54.00	-8.97	28.83	32.37	8.76	30.93	6.00	134	62	AVERAGE	<table border="1"> <thead> <tr> <th>Limit</th> <th>Read</th> <th>Ant</th> <th>Cable</th> <th>Preamp</th> <th>Aux</th> <th>APos</th> <th>TPos</th> </tr> <tr> <th>Freq</th> <th>Level</th> <th>Line</th> <th>Margin</th> <th>Level</th> <th>Factor</th> <th>Loss</th> <th>Factor</th> </tr> <tr> <th>MHz</th> <th>dBuV/m</th> <th>dBuV/m</th> <th>dB</th> <th>dBuV</th> <th>dB/m</th> <th>dB</th> <th>dB</th> </tr> </thead> <tbody> <tr> <td>1</td> <td>2402.00</td> <td>85.13</td> <td>-----</td> <td>-----</td> <td>68.06</td> <td>32.40</td> <td>8.80</td> <td>30.93</td> <td>6.00</td> <td>134</td> <td>62</td> <td>AVERAGE</td> </tr> </tbody> </table>	Limit	Read	Ant	Cable	Preamp	Aux	APos	TPos	Freq	Level	Line	Margin	Level	Factor	Loss	Factor	MHz	dBuV/m	dBuV/m	dB	dBuV	dB/m	dB	dB	1	2402.00	85.13	-----	-----	68.06	32.40	8.80	30.93	6.00	134	62	AVERAGE
Limit	Read	Ant	Cable	Preamp	Aux	APos	TPos																																																																					
Freq	Level	Line	Margin	Level	Factor	Loss	Factor																																																																					
MHz	dBuV/m	dBuV/m	dB	dBuV	dB/m	dB	dB																																																																					
1	2383.19	45.03	54.00	-8.97	28.83	32.37	8.76	30.93	6.00	134	62	AVERAGE																																																																
Limit	Read	Ant	Cable	Preamp	Aux	APos	TPos																																																																					
Freq	Level	Line	Margin	Level	Factor	Loss	Factor																																																																					
MHz	dBuV/m	dBuV/m	dB	dBuV	dB/m	dB	dB																																																																					
1	2402.00	85.13	-----	-----	68.06	32.40	8.80	30.93	6.00	134	62	AVERAGE																																																																



Mode	19																																																																																					
	Harmonic																																																																																					
	2400-2483.5_Bluetooth-LE_CH00_2402MHz																																																																																					
ANT	3																																																																																					
Pol.	Horizontal	Vertical																																																																																				
Peak Avg	<table border="1"> <thead> <tr> <th>Limit</th> <th>Read</th> <th>Ant</th> <th>Cable</th> <th>Preamp</th> <th>Aux</th> <th>APos</th> <th>TPos</th> <th>Remark</th> </tr> <tr> <th>Freq</th> <th>Level</th> <th>Line Margin</th> <th>Level Factor</th> <th>Loss Factor</th> <th>Factor</th> <th></th> <th></th> <th></th> </tr> <tr> <th>MHz</th> <th>dBuV/m</th> <th>dBuV/m</th> <th>dB</th> <th>dBuV</th> <th>dB/m</th> <th>dB</th> <th>dB</th> <th>dB</th> <th>cm</th> <th>deg</th> <th>Remark</th> </tr> </thead> <tbody> <tr> <td>1</td> <td>4804.00</td> <td>41.78</td> <td>74.00</td> <td>-32.22</td> <td>68.64</td> <td>34.29</td> <td>12.54</td> <td>65.69</td> <td>0.00</td> <td>--</td> <td>-- PEAK</td> </tr> </tbody> </table>	Limit	Read	Ant	Cable	Preamp	Aux	APos	TPos	Remark	Freq	Level	Line Margin	Level Factor	Loss Factor	Factor				MHz	dBuV/m	dBuV/m	dB	dBuV	dB/m	dB	dB	dB	cm	deg	Remark	1	4804.00	41.78	74.00	-32.22	68.64	34.29	12.54	65.69	0.00	--	-- PEAK	<table border="1"> <thead> <tr> <th>Limit</th> <th>Read</th> <th>Ant</th> <th>Cable</th> <th>Preamp</th> <th>Aux</th> <th>APos</th> <th>TPos</th> <th>Remark</th> </tr> <tr> <th>Freq</th> <th>Level</th> <th>Line Margin</th> <th>Level Factor</th> <th>Loss Factor</th> <th>Factor</th> <th></th> <th></th> <th></th> </tr> <tr> <th>MHz</th> <th>dBuV/m</th> <th>dBuV/m</th> <th>dB</th> <th>dBuV</th> <th>dB/m</th> <th>dB</th> <th>dB</th> <th>dB</th> <th>cm</th> <th>deg</th> <th>Remark</th> </tr> </thead> <tbody> <tr> <td>1</td> <td>4804.00</td> <td>42.83</td> <td>74.00</td> <td>-31.17</td> <td>61.69</td> <td>34.29</td> <td>12.54</td> <td>65.69</td> <td>0.00</td> <td>--</td> <td>-- PEAK</td> </tr> </tbody> </table>	Limit	Read	Ant	Cable	Preamp	Aux	APos	TPos	Remark	Freq	Level	Line Margin	Level Factor	Loss Factor	Factor				MHz	dBuV/m	dBuV/m	dB	dBuV	dB/m	dB	dB	dB	cm	deg	Remark	1	4804.00	42.83	74.00	-31.17	61.69	34.29	12.54	65.69	0.00	--	-- PEAK
Limit	Read	Ant	Cable	Preamp	Aux	APos	TPos	Remark																																																																														
Freq	Level	Line Margin	Level Factor	Loss Factor	Factor																																																																																	
MHz	dBuV/m	dBuV/m	dB	dBuV	dB/m	dB	dB	dB	cm	deg	Remark																																																																											
1	4804.00	41.78	74.00	-32.22	68.64	34.29	12.54	65.69	0.00	--	-- PEAK																																																																											
Limit	Read	Ant	Cable	Preamp	Aux	APos	TPos	Remark																																																																														
Freq	Level	Line Margin	Level Factor	Loss Factor	Factor																																																																																	
MHz	dBuV/m	dBuV/m	dB	dBuV	dB/m	dB	dB	dB	cm	deg	Remark																																																																											
1	4804.00	42.83	74.00	-31.17	61.69	34.29	12.54	65.69	0.00	--	-- PEAK																																																																											



Mode	20																																																																																																													
	Harmonic																																																																																																													
	2400-2483.5_Bluetooth-LE_CH19_2440MHz																																																																																																													
ANT	3																																																																																																													
Pol.	Horizontal	Vertical																																																																																																												
Peak Avg	<table border="1"> <thead> <tr> <th>Limit</th> <th>Read</th> <th>Ant</th> <th>Cable</th> <th>Preamp</th> <th>Aux</th> <th>APos</th> <th>TPos</th> <th>Remark</th> </tr> <tr> <th>Freq</th> <th>Level</th> <th>Line Margin</th> <th>Level Factor</th> <th>Loss Factor</th> <th>Factor</th> <th></th> <th></th> <th></th> </tr> <tr> <th>MHz</th> <th>dBuV/m</th> <th>dBuV/m</th> <th>dB</th> <th>dBuV</th> <th>dB/m</th> <th>dB</th> <th>dB</th> <th>cm</th> <th>deg</th> </tr> </thead> <tbody> <tr> <td>1</td> <td>4880.00</td> <td>42.57</td> <td>74.00</td> <td>-31.43</td> <td>61.85</td> <td>34.20</td> <td>12.07</td> <td>65.55</td> <td>0.00</td> <td>--</td> <td>--</td> <td>PEAK</td> </tr> <tr> <td>2</td> <td>7320.00</td> <td>42.75</td> <td>74.00</td> <td>-31.25</td> <td>56.82</td> <td>35.80</td> <td>14.98</td> <td>64.85</td> <td>0.00</td> <td>--</td> <td>--</td> <td>PEAK</td> </tr> </tbody> </table>	Limit	Read	Ant	Cable	Preamp	Aux	APos	TPos	Remark	Freq	Level	Line Margin	Level Factor	Loss Factor	Factor				MHz	dBuV/m	dBuV/m	dB	dBuV	dB/m	dB	dB	cm	deg	1	4880.00	42.57	74.00	-31.43	61.85	34.20	12.07	65.55	0.00	--	--	PEAK	2	7320.00	42.75	74.00	-31.25	56.82	35.80	14.98	64.85	0.00	--	--	PEAK	<table border="1"> <thead> <tr> <th>Limit</th> <th>Read</th> <th>Ant</th> <th>Cable</th> <th>Preamp</th> <th>Aux</th> <th>APos</th> <th>TPos</th> <th>Remark</th> </tr> <tr> <th>Freq</th> <th>Level</th> <th>Line Margin</th> <th>Level Factor</th> <th>Loss Factor</th> <th>Factor</th> <th></th> <th></th> <th></th> </tr> <tr> <th>MHz</th> <th>dBuV/m</th> <th>dBuV/m</th> <th>dB</th> <th>dBuV</th> <th>dB/m</th> <th>dB</th> <th>dB</th> <th>cm</th> <th>deg</th> </tr> </thead> <tbody> <tr> <td>1</td> <td>4880.00</td> <td>44.61</td> <td>74.00</td> <td>-29.39</td> <td>63.89</td> <td>34.20</td> <td>12.07</td> <td>65.55</td> <td>0.00</td> <td>--</td> <td>--</td> <td>PEAK</td> </tr> <tr> <td>2</td> <td>7320.00</td> <td>42.15</td> <td>74.00</td> <td>-31.85</td> <td>56.22</td> <td>35.80</td> <td>14.98</td> <td>64.85</td> <td>0.00</td> <td>--</td> <td>--</td> <td>PEAK</td> </tr> </tbody> </table>	Limit	Read	Ant	Cable	Preamp	Aux	APos	TPos	Remark	Freq	Level	Line Margin	Level Factor	Loss Factor	Factor				MHz	dBuV/m	dBuV/m	dB	dBuV	dB/m	dB	dB	cm	deg	1	4880.00	44.61	74.00	-29.39	63.89	34.20	12.07	65.55	0.00	--	--	PEAK	2	7320.00	42.15	74.00	-31.85	56.22	35.80	14.98	64.85	0.00	--	--	PEAK
Limit	Read	Ant	Cable	Preamp	Aux	APos	TPos	Remark																																																																																																						
Freq	Level	Line Margin	Level Factor	Loss Factor	Factor																																																																																																									
MHz	dBuV/m	dBuV/m	dB	dBuV	dB/m	dB	dB	cm	deg																																																																																																					
1	4880.00	42.57	74.00	-31.43	61.85	34.20	12.07	65.55	0.00	--	--	PEAK																																																																																																		
2	7320.00	42.75	74.00	-31.25	56.82	35.80	14.98	64.85	0.00	--	--	PEAK																																																																																																		
Limit	Read	Ant	Cable	Preamp	Aux	APos	TPos	Remark																																																																																																						
Freq	Level	Line Margin	Level Factor	Loss Factor	Factor																																																																																																									
MHz	dBuV/m	dBuV/m	dB	dBuV	dB/m	dB	dB	cm	deg																																																																																																					
1	4880.00	44.61	74.00	-29.39	63.89	34.20	12.07	65.55	0.00	--	--	PEAK																																																																																																		
2	7320.00	42.15	74.00	-31.85	56.22	35.80	14.98	64.85	0.00	--	--	PEAK																																																																																																		



Mode	21																																																																															
	Band Edge																																																																															
	2400-2483.5_Bluetooth-LE_CH39_2480MHz																																																																															
ANT	3																																																																															
Pol.	Horizontal	Fundamental																																																																														
Peak	<table border="1"> <thead> <tr> <th>Limit</th> <th>Read</th> <th>Ant</th> <th>Cable</th> <th>Preamp</th> <th>Aux</th> <th>APos</th> <th>TPos</th> </tr> <tr> <th>Freq</th> <th>Level</th> <th>Line Margin</th> <th>Level Factor</th> <th>Loss Factor</th> <th>Factor</th> <th></th> <th>Remark</th> </tr> <tr> <th>MHz</th> <th>dBuV/m</th> <th>dBuV/m</th> <th>dB</th> <th>dBuV</th> <th>dB/m</th> <th>dB</th> <th>dB</th> <th>cm</th> <th>deg</th> </tr> </thead> <tbody> <tr> <td>1</td> <td>2483.56</td> <td>57.03</td> <td>74.00</td> <td>-16.97</td> <td>40.72</td> <td>32.40</td> <td>8.88</td> <td>30.97</td> <td>6.00</td> <td>382</td> <td>77</td> <td>PEAK</td> </tr> </tbody> </table>	Limit	Read	Ant	Cable	Preamp	Aux	APos	TPos	Freq	Level	Line Margin	Level Factor	Loss Factor	Factor		Remark	MHz	dBuV/m	dBuV/m	dB	dBuV	dB/m	dB	dB	cm	deg	1	2483.56	57.03	74.00	-16.97	40.72	32.40	8.88	30.97	6.00	382	77	PEAK	<table border="1"> <thead> <tr> <th>Limit</th> <th>Read</th> <th>Ant</th> <th>Cable</th> <th>Preamp</th> <th>Aux</th> <th>APos</th> <th>TPos</th> </tr> <tr> <th>Freq</th> <th>Level</th> <th>Line Margin</th> <th>Level Factor</th> <th>Loss Factor</th> <th>Factor</th> <th></th> <th>Remark</th> </tr> <tr> <th>MHz</th> <th>dBuV/m</th> <th>dBuV/m</th> <th>dB</th> <th>dBuV</th> <th>dB/m</th> <th>dB</th> <th>dB</th> <th>cm</th> <th>deg</th> </tr> </thead> <tbody> <tr> <td>1</td> <td>2480.00</td> <td>91.98</td> <td>-----</td> <td>-----</td> <td>75.67</td> <td>32.40</td> <td>8.88</td> <td>30.97</td> <td>6.00</td> <td>382</td> <td>77</td> <td>PEAK</td> </tr> </tbody> </table>	Limit	Read	Ant	Cable	Preamp	Aux	APos	TPos	Freq	Level	Line Margin	Level Factor	Loss Factor	Factor		Remark	MHz	dBuV/m	dBuV/m	dB	dBuV	dB/m	dB	dB	cm	deg	1	2480.00	91.98	-----	-----	75.67	32.40	8.88	30.97	6.00	382	77	PEAK
	Limit	Read	Ant	Cable	Preamp	Aux	APos	TPos																																																																								
Freq	Level	Line Margin	Level Factor	Loss Factor	Factor		Remark																																																																									
MHz	dBuV/m	dBuV/m	dB	dBuV	dB/m	dB	dB	cm	deg																																																																							
1	2483.56	57.03	74.00	-16.97	40.72	32.40	8.88	30.97	6.00	382	77	PEAK																																																																				
Limit	Read	Ant	Cable	Preamp	Aux	APos	TPos																																																																									
Freq	Level	Line Margin	Level Factor	Loss Factor	Factor		Remark																																																																									
MHz	dBuV/m	dBuV/m	dB	dBuV	dB/m	dB	dB	cm	deg																																																																							
1	2480.00	91.98	-----	-----	75.67	32.40	8.88	30.97	6.00	382	77	PEAK																																																																				
Avg	<table border="1"> <thead> <tr> <th>Limit</th> <th>Read</th> <th>Ant</th> <th>Cable</th> <th>Preamp</th> <th>Aux</th> <th>APos</th> <th>TPos</th> </tr> <tr> <th>Freq</th> <th>Level</th> <th>Line Margin</th> <th>Level Factor</th> <th>Loss Factor</th> <th>Factor</th> <th></th> <th>Remark</th> </tr> <tr> <th>MHz</th> <th>dBuV/m</th> <th>dBuV/m</th> <th>dB</th> <th>dBuV</th> <th>dB/m</th> <th>dB</th> <th>dB</th> <th>cm</th> <th>deg</th> </tr> </thead> <tbody> <tr> <td>1</td> <td>2493.64</td> <td>45.12</td> <td>54.00</td> <td>-8.88</td> <td>28.82</td> <td>32.40</td> <td>8.87</td> <td>30.97</td> <td>6.00</td> <td>382</td> <td>77</td> <td>AVERAGE</td> </tr> </tbody> </table>	Limit	Read	Ant	Cable	Preamp	Aux	APos	TPos	Freq	Level	Line Margin	Level Factor	Loss Factor	Factor		Remark	MHz	dBuV/m	dBuV/m	dB	dBuV	dB/m	dB	dB	cm	deg	1	2493.64	45.12	54.00	-8.88	28.82	32.40	8.87	30.97	6.00	382	77	AVERAGE	<table border="1"> <thead> <tr> <th>Limit</th> <th>Read</th> <th>Ant</th> <th>Cable</th> <th>Preamp</th> <th>Aux</th> <th>APos</th> <th>TPos</th> </tr> <tr> <th>Freq</th> <th>Level</th> <th>Line Margin</th> <th>Level Factor</th> <th>Loss Factor</th> <th>Factor</th> <th></th> <th>Remark</th> </tr> <tr> <th>MHz</th> <th>dBuV/m</th> <th>dBuV/m</th> <th>dB</th> <th>dBuV</th> <th>dB/m</th> <th>dB</th> <th>dB</th> <th>cm</th> <th>deg</th> </tr> </thead> <tbody> <tr> <td>1</td> <td>2480.00</td> <td>91.15</td> <td>-----</td> <td>-----</td> <td>74.84</td> <td>32.40</td> <td>8.88</td> <td>30.97</td> <td>6.00</td> <td>382</td> <td>77</td> <td>AVERAGE</td> </tr> </tbody> </table>	Limit	Read	Ant	Cable	Preamp	Aux	APos	TPos	Freq	Level	Line Margin	Level Factor	Loss Factor	Factor		Remark	MHz	dBuV/m	dBuV/m	dB	dBuV	dB/m	dB	dB	cm	deg	1	2480.00	91.15	-----	-----	74.84	32.40	8.88	30.97	6.00	382	77	AVERAGE
Limit	Read	Ant	Cable	Preamp	Aux	APos	TPos																																																																									
Freq	Level	Line Margin	Level Factor	Loss Factor	Factor		Remark																																																																									
MHz	dBuV/m	dBuV/m	dB	dBuV	dB/m	dB	dB	cm	deg																																																																							
1	2493.64	45.12	54.00	-8.88	28.82	32.40	8.87	30.97	6.00	382	77	AVERAGE																																																																				
Limit	Read	Ant	Cable	Preamp	Aux	APos	TPos																																																																									
Freq	Level	Line Margin	Level Factor	Loss Factor	Factor		Remark																																																																									
MHz	dBuV/m	dBuV/m	dB	dBuV	dB/m	dB	dB	cm	deg																																																																							
1	2480.00	91.15	-----	-----	74.84	32.40	8.88	30.97	6.00	382	77	AVERAGE																																																																				



Mode	21																																																																																																	
	Band Edge																																																																																																	
	2400-2483.5_Bluetooth-LE_CH39_2480MHz																																																																																																	
ANT	3																																																																																																	
Pol.	Vertical	Fundamental																																																																																																
Peak	<table border="1"> <thead> <tr> <th>Limit</th> <th>Read</th> <th>Ant</th> <th>Cable</th> <th>Preamp</th> <th>Aux</th> <th>APos</th> <th>TPos</th> </tr> <tr> <th>Freq</th> <th>Level</th> <th>Line</th> <th>Margin</th> <th>Level</th> <th>Factor</th> <th>Loss</th> <th>Factor</th> </tr> <tr> <th>MHz</th> <th>dBuV/m</th> <th>dBuV/m</th> <th>dB</th> <th>dBuV</th> <th>dB/m</th> <th>dB</th> <th>dB</th> </tr> </thead> <tbody> <tr> <td>1 2483.56</td> <td>54.64</td> <td>74.00</td> <td>-19.36</td> <td>38.33</td> <td>32.40</td> <td>8.88</td> <td>30.97</td> </tr> <tr> <td></td> <td></td> <td></td> <td></td> <td></td> <td></td> <td>6.00</td> <td>100</td> </tr> <tr> <td></td> <td></td> <td></td> <td></td> <td></td> <td></td> <td></td> <td>157 PEAK</td> </tr> </tbody> </table>	Limit	Read	Ant	Cable	Preamp	Aux	APos	TPos	Freq	Level	Line	Margin	Level	Factor	Loss	Factor	MHz	dBuV/m	dBuV/m	dB	dBuV	dB/m	dB	dB	1 2483.56	54.64	74.00	-19.36	38.33	32.40	8.88	30.97							6.00	100								157 PEAK	<table border="1"> <thead> <tr> <th>Limit</th> <th>Read</th> <th>Ant</th> <th>Cable</th> <th>Preamp</th> <th>Aux</th> <th>APos</th> <th>TPos</th> </tr> <tr> <th>Freq</th> <th>Level</th> <th>Line</th> <th>Margin</th> <th>Level</th> <th>Factor</th> <th>Loss</th> <th>Factor</th> </tr> <tr> <th>MHz</th> <th>dBuV/m</th> <th>dBuV/m</th> <th>dB</th> <th>dBuV</th> <th>dB/m</th> <th>dB</th> <th>dB</th> </tr> </thead> <tbody> <tr> <td>1 2480.00</td> <td>87.05</td> <td>74.00</td> <td>-13.05</td> <td>38.33</td> <td>32.40</td> <td>8.88</td> <td>30.97</td> </tr> <tr> <td></td> <td></td> <td></td> <td></td> <td></td> <td></td> <td>6.00</td> <td>100</td> </tr> <tr> <td></td> <td></td> <td></td> <td></td> <td></td> <td></td> <td></td> <td>157 PEAK</td> </tr> </tbody> </table>	Limit	Read	Ant	Cable	Preamp	Aux	APos	TPos	Freq	Level	Line	Margin	Level	Factor	Loss	Factor	MHz	dBuV/m	dBuV/m	dB	dBuV	dB/m	dB	dB	1 2480.00	87.05	74.00	-13.05	38.33	32.40	8.88	30.97							6.00	100								157 PEAK
	Limit	Read	Ant	Cable	Preamp	Aux	APos	TPos																																																																																										
Freq	Level	Line	Margin	Level	Factor	Loss	Factor																																																																																											
MHz	dBuV/m	dBuV/m	dB	dBuV	dB/m	dB	dB																																																																																											
1 2483.56	54.64	74.00	-19.36	38.33	32.40	8.88	30.97																																																																																											
						6.00	100																																																																																											
							157 PEAK																																																																																											
Limit	Read	Ant	Cable	Preamp	Aux	APos	TPos																																																																																											
Freq	Level	Line	Margin	Level	Factor	Loss	Factor																																																																																											
MHz	dBuV/m	dBuV/m	dB	dBuV	dB/m	dB	dB																																																																																											
1 2480.00	87.05	74.00	-13.05	38.33	32.40	8.88	30.97																																																																																											
						6.00	100																																																																																											
							157 PEAK																																																																																											
Avg	<table border="1"> <thead> <tr> <th>Limit</th> <th>Read</th> <th>Ant</th> <th>Cable</th> <th>Preamp</th> <th>Aux</th> <th>APos</th> <th>TPos</th> </tr> <tr> <th>Freq</th> <th>Level</th> <th>Line</th> <th>Margin</th> <th>Level</th> <th>Factor</th> <th>Loss</th> <th>Factor</th> </tr> <tr> <th>MHz</th> <th>dBuV/m</th> <th>dBuV/m</th> <th>dB</th> <th>dBuV</th> <th>dB/m</th> <th>dB</th> <th>dB</th> </tr> </thead> <tbody> <tr> <td>1 2491.12</td> <td>45.01</td> <td>54.00</td> <td>-8.99</td> <td>28.70</td> <td>32.40</td> <td>8.88</td> <td>30.97</td> </tr> <tr> <td></td> <td></td> <td></td> <td></td> <td></td> <td></td> <td>6.00</td> <td>100</td> </tr> <tr> <td></td> <td></td> <td></td> <td></td> <td></td> <td></td> <td></td> <td>157 AVERAGE</td> </tr> </tbody> </table>	Limit	Read	Ant	Cable	Preamp	Aux	APos	TPos	Freq	Level	Line	Margin	Level	Factor	Loss	Factor	MHz	dBuV/m	dBuV/m	dB	dBuV	dB/m	dB	dB	1 2491.12	45.01	54.00	-8.99	28.70	32.40	8.88	30.97							6.00	100								157 AVERAGE	<table border="1"> <thead> <tr> <th>Limit</th> <th>Read</th> <th>Ant</th> <th>Cable</th> <th>Preamp</th> <th>Aux</th> <th>APos</th> <th>TPos</th> </tr> <tr> <th>Freq</th> <th>Level</th> <th>Line</th> <th>Margin</th> <th>Level</th> <th>Factor</th> <th>Loss</th> <th>Factor</th> </tr> <tr> <th>MHz</th> <th>dBuV/m</th> <th>dBuV/m</th> <th>dB</th> <th>dBuV</th> <th>dB/m</th> <th>dB</th> <th>dB</th> </tr> </thead> <tbody> <tr> <td>1 2480.00</td> <td>86.20</td> <td>54.00</td> <td>-32.20</td> <td>38.33</td> <td>32.40</td> <td>8.88</td> <td>30.97</td> </tr> <tr> <td></td> <td></td> <td></td> <td></td> <td></td> <td></td> <td>6.00</td> <td>100</td> </tr> <tr> <td></td> <td></td> <td></td> <td></td> <td></td> <td></td> <td></td> <td>157 AVERAGE</td> </tr> </tbody> </table>	Limit	Read	Ant	Cable	Preamp	Aux	APos	TPos	Freq	Level	Line	Margin	Level	Factor	Loss	Factor	MHz	dBuV/m	dBuV/m	dB	dBuV	dB/m	dB	dB	1 2480.00	86.20	54.00	-32.20	38.33	32.40	8.88	30.97							6.00	100								157 AVERAGE
	Limit	Read	Ant	Cable	Preamp	Aux	APos	TPos																																																																																										
Freq	Level	Line	Margin	Level	Factor	Loss	Factor																																																																																											
MHz	dBuV/m	dBuV/m	dB	dBuV	dB/m	dB	dB																																																																																											
1 2491.12	45.01	54.00	-8.99	28.70	32.40	8.88	30.97																																																																																											
						6.00	100																																																																																											
							157 AVERAGE																																																																																											
Limit	Read	Ant	Cable	Preamp	Aux	APos	TPos																																																																																											
Freq	Level	Line	Margin	Level	Factor	Loss	Factor																																																																																											
MHz	dBuV/m	dBuV/m	dB	dBuV	dB/m	dB	dB																																																																																											
1 2480.00	86.20	54.00	-32.20	38.33	32.40	8.88	30.97																																																																																											
						6.00	100																																																																																											
							157 AVERAGE																																																																																											



Mode	21																																																																																	
	Harmonic																																																																																	
	2400-2483.5_Bluetooth-LE_CH39_2480MHz																																																																																	
ANT	3																																																																																	
Pol.	Horizontal	Vertical																																																																																
Peak Avg	<table border="1"> <thead> <tr> <th>Limit</th> <th>Read</th> <th>Ant</th> <th>Cable</th> <th>Preamp</th> <th>Aux</th> <th>APos</th> <th>TPos</th> <th>Remark</th> </tr> <tr> <th>Freq</th> <th>Level</th> <th>Line Margin</th> <th>Level Factor</th> <th>Loss Factor</th> <th>Factor</th> <th></th> <th></th> <th></th> </tr> <tr> <th>MHz</th> <th>dBuV/m</th> <th>dBuV/m</th> <th>dB</th> <th>dBuV</th> <th>dB/m</th> <th>dB</th> <th>dB</th> <th>dB</th> </tr> </thead> <tbody> <tr> <td>1</td> <td>4960.00</td> <td>42.11</td> <td>74.00</td> <td>-31.89</td> <td>61.20</td> <td>34.24</td> <td>12.07</td> <td>65.40</td> <td>0.00</td> <td>--</td> <td>--</td> <td>PEAK</td> </tr> </tbody> </table>	Limit	Read	Ant	Cable	Preamp	Aux	APos	TPos	Remark	Freq	Level	Line Margin	Level Factor	Loss Factor	Factor				MHz	dBuV/m	dBuV/m	dB	dBuV	dB/m	dB	dB	dB	1	4960.00	42.11	74.00	-31.89	61.20	34.24	12.07	65.40	0.00	--	--	PEAK	<table border="1"> <thead> <tr> <th>Limit</th> <th>Read</th> <th>Ant</th> <th>Cable</th> <th>Preamp</th> <th>Aux</th> <th>APos</th> <th>TPos</th> <th>Remark</th> </tr> <tr> <th>Freq</th> <th>Level</th> <th>Line Margin</th> <th>Level Factor</th> <th>Loss Factor</th> <th>Factor</th> <th></th> <th></th> <th></th> </tr> <tr> <th>MHz</th> <th>dBuV/m</th> <th>dBuV/m</th> <th>dB</th> <th>dBuV</th> <th>dB/m</th> <th>dB</th> <th>dB</th> <th>dB</th> </tr> </thead> <tbody> <tr> <td>1</td> <td>4960.00</td> <td>41.75</td> <td>74.00</td> <td>-32.25</td> <td>60.84</td> <td>34.24</td> <td>12.07</td> <td>65.40</td> <td>0.00</td> <td>--</td> <td>--</td> <td>PEAK</td> </tr> </tbody> </table>	Limit	Read	Ant	Cable	Preamp	Aux	APos	TPos	Remark	Freq	Level	Line Margin	Level Factor	Loss Factor	Factor				MHz	dBuV/m	dBuV/m	dB	dBuV	dB/m	dB	dB	dB	1	4960.00	41.75	74.00	-32.25	60.84	34.24	12.07	65.40	0.00	--	--	PEAK
Limit	Read	Ant	Cable	Preamp	Aux	APos	TPos	Remark																																																																										
Freq	Level	Line Margin	Level Factor	Loss Factor	Factor																																																																													
MHz	dBuV/m	dBuV/m	dB	dBuV	dB/m	dB	dB	dB																																																																										
1	4960.00	42.11	74.00	-31.89	61.20	34.24	12.07	65.40	0.00	--	--	PEAK																																																																						
Limit	Read	Ant	Cable	Preamp	Aux	APos	TPos	Remark																																																																										
Freq	Level	Line Margin	Level Factor	Loss Factor	Factor																																																																													
MHz	dBuV/m	dBuV/m	dB	dBuV	dB/m	dB	dB	dB																																																																										
1	4960.00	41.75	74.00	-32.25	60.84	34.24	12.07	65.40	0.00	--	--	PEAK																																																																						





Mode	22																																																																															
	Band Edge																																																																															
	2400-2483.5_Bluetooth-LE_CH00_2402MHz																																																																															
ANT	3																																																																															
Pol.	Horizontal	Fundamental																																																																														
Peak	<table border="1"> <thead> <tr> <th>Limit</th> <th>Read</th> <th>Ant</th> <th>Cable</th> <th>Preamp</th> <th>Aux</th> <th>APos</th> <th>TPos</th> </tr> <tr> <th>Freq</th> <th>Level</th> <th>Line Margin</th> <th>Level Factor</th> <th>Loss Factor</th> <th>Loss Factor</th> <th>Factor</th> <th>Remark</th> </tr> <tr> <th>MHz</th> <th>dBuV/m</th> <th>dBuV/m</th> <th>dB</th> <th>dBuV</th> <th>dB/m</th> <th>dB</th> <th>dB</th> <th>cm</th> <th>deg</th> </tr> </thead> <tbody> <tr> <td>1</td> <td>2377.73</td> <td>55.20</td> <td>74.00</td> <td>-18.80</td> <td>39.02</td> <td>32.36</td> <td>8.75</td> <td>30.93</td> <td>6.00</td> <td>176</td> <td>22</td> <td>PEAK</td> </tr> </tbody> </table>	Limit	Read	Ant	Cable	Preamp	Aux	APos	TPos	Freq	Level	Line Margin	Level Factor	Loss Factor	Loss Factor	Factor	Remark	MHz	dBuV/m	dBuV/m	dB	dBuV	dB/m	dB	dB	cm	deg	1	2377.73	55.20	74.00	-18.80	39.02	32.36	8.75	30.93	6.00	176	22	PEAK	<table border="1"> <thead> <tr> <th>Limit</th> <th>Read</th> <th>Ant</th> <th>Cable</th> <th>Preamp</th> <th>Aux</th> <th>APos</th> <th>TPos</th> </tr> <tr> <th>Freq</th> <th>Level</th> <th>Line Margin</th> <th>Level Factor</th> <th>Loss Factor</th> <th>Loss Factor</th> <th>Factor</th> <th>Remark</th> </tr> <tr> <th>MHz</th> <th>dBuV/m</th> <th>dBuV/m</th> <th>dB</th> <th>dBuV</th> <th>dB/m</th> <th>dB</th> <th>dB</th> <th>cm</th> <th>deg</th> </tr> </thead> <tbody> <tr> <td>1</td> <td>2402.00</td> <td>94.67</td> <td>74.00</td> <td>20.67</td> <td>78.39</td> <td>32.40</td> <td>8.81</td> <td>30.93</td> <td>6.00</td> <td>176</td> <td>22</td> <td>PEAK</td> </tr> </tbody> </table>	Limit	Read	Ant	Cable	Preamp	Aux	APos	TPos	Freq	Level	Line Margin	Level Factor	Loss Factor	Loss Factor	Factor	Remark	MHz	dBuV/m	dBuV/m	dB	dBuV	dB/m	dB	dB	cm	deg	1	2402.00	94.67	74.00	20.67	78.39	32.40	8.81	30.93	6.00	176	22	PEAK
	Limit	Read	Ant	Cable	Preamp	Aux	APos	TPos																																																																								
Freq	Level	Line Margin	Level Factor	Loss Factor	Loss Factor	Factor	Remark																																																																									
MHz	dBuV/m	dBuV/m	dB	dBuV	dB/m	dB	dB	cm	deg																																																																							
1	2377.73	55.20	74.00	-18.80	39.02	32.36	8.75	30.93	6.00	176	22	PEAK																																																																				
Limit	Read	Ant	Cable	Preamp	Aux	APos	TPos																																																																									
Freq	Level	Line Margin	Level Factor	Loss Factor	Loss Factor	Factor	Remark																																																																									
MHz	dBuV/m	dBuV/m	dB	dBuV	dB/m	dB	dB	cm	deg																																																																							
1	2402.00	94.67	74.00	20.67	78.39	32.40	8.81	30.93	6.00	176	22	PEAK																																																																				
Avg	<table border="1"> <thead> <tr> <th>Limit</th> <th>Read</th> <th>Ant</th> <th>Cable</th> <th>Preamp</th> <th>Aux</th> <th>APos</th> <th>TPos</th> </tr> <tr> <th>Freq</th> <th>Level</th> <th>Line Margin</th> <th>Level Factor</th> <th>Loss Factor</th> <th>Loss Factor</th> <th>Factor</th> <th>Remark</th> </tr> <tr> <th>MHz</th> <th>dBuV/m</th> <th>dBuV/m</th> <th>dB</th> <th>dBuV</th> <th>dB/m</th> <th>dB</th> <th>dB</th> <th>cm</th> <th>deg</th> </tr> </thead> <tbody> <tr> <td>1</td> <td>2387.74</td> <td>45.17</td> <td>54.00</td> <td>-8.83</td> <td>28.95</td> <td>32.38</td> <td>8.77</td> <td>30.93</td> <td>6.00</td> <td>176</td> <td>22</td> <td>AVERAGE</td> </tr> </tbody> </table>	Limit	Read	Ant	Cable	Preamp	Aux	APos	TPos	Freq	Level	Line Margin	Level Factor	Loss Factor	Loss Factor	Factor	Remark	MHz	dBuV/m	dBuV/m	dB	dBuV	dB/m	dB	dB	cm	deg	1	2387.74	45.17	54.00	-8.83	28.95	32.38	8.77	30.93	6.00	176	22	AVERAGE	<table border="1"> <thead> <tr> <th>Limit</th> <th>Read</th> <th>Ant</th> <th>Cable</th> <th>Preamp</th> <th>Aux</th> <th>APos</th> <th>TPos</th> </tr> <tr> <th>Freq</th> <th>Level</th> <th>Line Margin</th> <th>Level Factor</th> <th>Loss Factor</th> <th>Loss Factor</th> <th>Factor</th> <th>Remark</th> </tr> <tr> <th>MHz</th> <th>dBuV/m</th> <th>dBuV/m</th> <th>dB</th> <th>dBuV</th> <th>dB/m</th> <th>dB</th> <th>dB</th> <th>cm</th> <th>deg</th> </tr> </thead> <tbody> <tr> <td>1</td> <td>2402.00</td> <td>93.00</td> <td>54.00</td> <td>39.00</td> <td>77.53</td> <td>32.40</td> <td>8.80</td> <td>30.93</td> <td>6.00</td> <td>176</td> <td>22</td> <td>AVERAGE</td> </tr> </tbody> </table>	Limit	Read	Ant	Cable	Preamp	Aux	APos	TPos	Freq	Level	Line Margin	Level Factor	Loss Factor	Loss Factor	Factor	Remark	MHz	dBuV/m	dBuV/m	dB	dBuV	dB/m	dB	dB	cm	deg	1	2402.00	93.00	54.00	39.00	77.53	32.40	8.80	30.93	6.00	176	22	AVERAGE
Limit	Read	Ant	Cable	Preamp	Aux	APos	TPos																																																																									
Freq	Level	Line Margin	Level Factor	Loss Factor	Loss Factor	Factor	Remark																																																																									
MHz	dBuV/m	dBuV/m	dB	dBuV	dB/m	dB	dB	cm	deg																																																																							
1	2387.74	45.17	54.00	-8.83	28.95	32.38	8.77	30.93	6.00	176	22	AVERAGE																																																																				
Limit	Read	Ant	Cable	Preamp	Aux	APos	TPos																																																																									
Freq	Level	Line Margin	Level Factor	Loss Factor	Loss Factor	Factor	Remark																																																																									
MHz	dBuV/m	dBuV/m	dB	dBuV	dB/m	dB	dB	cm	deg																																																																							
1	2402.00	93.00	54.00	39.00	77.53	32.40	8.80	30.93	6.00	176	22	AVERAGE																																																																				



Mode	22																																																																																									
	Band Edge																																																																																									
	2400-2483.5_Bluetooth-LE_CH00_2402MHz																																																																																									
ANT	3																																																																																									
Pol.	Vertical	Fundamental																																																																																								
Peak	<table border="1"> <thead> <tr> <th>Limit</th> <th>Read</th> <th>Ant</th> <th>Cable</th> <th>Preamp</th> <th>Aux</th> <th>APos</th> <th>TPos</th> </tr> <tr> <th>Freq</th> <th>Level</th> <th>Line</th> <th>Margin</th> <th>Level</th> <th>Factor</th> <th>Loss</th> <th>Factor</th> </tr> <tr> <th>MHz</th> <th>dBuV/m</th> <th>dBuV/m</th> <th>dB</th> <th>dBuV</th> <th>dB/m</th> <th>dB</th> <th>dB</th> </tr> </thead> <tbody> <tr> <td>1 2358.75</td> <td>55.69</td> <td>74.00</td> <td>-18.31</td> <td>39.61</td> <td>32.32</td> <td>8.70</td> <td>30.94</td> </tr> <tr> <td></td> <td></td> <td></td> <td></td> <td></td> <td></td> <td>6.00</td> <td>100</td> </tr> <tr> <td></td> <td></td> <td></td> <td></td> <td></td> <td></td> <td></td> <td>298 PEAK</td> </tr> </tbody> </table>	Limit	Read	Ant	Cable	Preamp	Aux	APos	TPos	Freq	Level	Line	Margin	Level	Factor	Loss	Factor	MHz	dBuV/m	dBuV/m	dB	dBuV	dB/m	dB	dB	1 2358.75	55.69	74.00	-18.31	39.61	32.32	8.70	30.94							6.00	100								298 PEAK	<table border="1"> <thead> <tr> <th>Limit</th> <th>Read</th> <th>Ant</th> <th>Cable</th> <th>Preamp</th> <th>Aux</th> <th>APos</th> <th>TPos</th> </tr> <tr> <th>Freq</th> <th>Level</th> <th>Line</th> <th>Margin</th> <th>Level</th> <th>Factor</th> <th>Loss</th> <th>Factor</th> </tr> <tr> <th>MHz</th> <th>dBuV/m</th> <th>dBuV/m</th> <th>dB</th> <th>dBuV</th> <th>dB/m</th> <th>dB</th> <th>dB</th> </tr> </thead> <tbody> <tr> <td>1 2402.00</td> <td>93.11</td> <td>76.83</td> <td>32.40</td> <td>8.81</td> <td>30.93</td> <td>6.00</td> <td>100</td> </tr> <tr> <td></td> <td></td> <td></td> <td></td> <td></td> <td></td> <td></td> <td>298 PEAK</td> </tr> </tbody> </table>	Limit	Read	Ant	Cable	Preamp	Aux	APos	TPos	Freq	Level	Line	Margin	Level	Factor	Loss	Factor	MHz	dBuV/m	dBuV/m	dB	dBuV	dB/m	dB	dB	1 2402.00	93.11	76.83	32.40	8.81	30.93	6.00	100								298 PEAK
	Limit	Read	Ant	Cable	Preamp	Aux	APos	TPos																																																																																		
Freq	Level	Line	Margin	Level	Factor	Loss	Factor																																																																																			
MHz	dBuV/m	dBuV/m	dB	dBuV	dB/m	dB	dB																																																																																			
1 2358.75	55.69	74.00	-18.31	39.61	32.32	8.70	30.94																																																																																			
						6.00	100																																																																																			
							298 PEAK																																																																																			
Limit	Read	Ant	Cable	Preamp	Aux	APos	TPos																																																																																			
Freq	Level	Line	Margin	Level	Factor	Loss	Factor																																																																																			
MHz	dBuV/m	dBuV/m	dB	dBuV	dB/m	dB	dB																																																																																			
1 2402.00	93.11	76.83	32.40	8.81	30.93	6.00	100																																																																																			
							298 PEAK																																																																																			
Avg	<table border="1"> <thead> <tr> <th>Limit</th> <th>Read</th> <th>Ant</th> <th>Cable</th> <th>Preamp</th> <th>Aux</th> <th>APos</th> <th>TPos</th> </tr> <tr> <th>Freq</th> <th>Level</th> <th>Line</th> <th>Margin</th> <th>Level</th> <th>Factor</th> <th>Loss</th> <th>Factor</th> </tr> <tr> <th>MHz</th> <th>dBuV/m</th> <th>dBuV/m</th> <th>dB</th> <th>dBuV</th> <th>dB/m</th> <th>dB</th> <th>dB</th> </tr> </thead> <tbody> <tr> <td>1 2359.92</td> <td>44.88</td> <td>54.00</td> <td>-9.12</td> <td>28.80</td> <td>32.32</td> <td>8.70</td> <td>30.94</td> </tr> <tr> <td></td> <td></td> <td></td> <td></td> <td></td> <td></td> <td>6.00</td> <td>100</td> </tr> <tr> <td></td> <td></td> <td></td> <td></td> <td></td> <td></td> <td></td> <td>298 AVERAGE</td> </tr> </tbody> </table>	Limit	Read	Ant	Cable	Preamp	Aux	APos	TPos	Freq	Level	Line	Margin	Level	Factor	Loss	Factor	MHz	dBuV/m	dBuV/m	dB	dBuV	dB/m	dB	dB	1 2359.92	44.88	54.00	-9.12	28.80	32.32	8.70	30.94							6.00	100								298 AVERAGE	<table border="1"> <thead> <tr> <th>Limit</th> <th>Read</th> <th>Ant</th> <th>Cable</th> <th>Preamp</th> <th>Aux</th> <th>APos</th> <th>TPos</th> </tr> <tr> <th>Freq</th> <th>Level</th> <th>Line</th> <th>Margin</th> <th>Level</th> <th>Factor</th> <th>Loss</th> <th>Factor</th> </tr> <tr> <th>MHz</th> <th>dBuV/m</th> <th>dBuV/m</th> <th>dB</th> <th>dBuV</th> <th>dB/m</th> <th>dB</th> <th>dB</th> </tr> </thead> <tbody> <tr> <td>1 2402.00</td> <td>92.33</td> <td>76.05</td> <td>32.40</td> <td>8.81</td> <td>30.93</td> <td>6.00</td> <td>100</td> </tr> <tr> <td></td> <td></td> <td></td> <td></td> <td></td> <td></td> <td></td> <td>298 AVERAGE</td> </tr> </tbody> </table>	Limit	Read	Ant	Cable	Preamp	Aux	APos	TPos	Freq	Level	Line	Margin	Level	Factor	Loss	Factor	MHz	dBuV/m	dBuV/m	dB	dBuV	dB/m	dB	dB	1 2402.00	92.33	76.05	32.40	8.81	30.93	6.00	100								298 AVERAGE
	Limit	Read	Ant	Cable	Preamp	Aux	APos	TPos																																																																																		
Freq	Level	Line	Margin	Level	Factor	Loss	Factor																																																																																			
MHz	dBuV/m	dBuV/m	dB	dBuV	dB/m	dB	dB																																																																																			
1 2359.92	44.88	54.00	-9.12	28.80	32.32	8.70	30.94																																																																																			
						6.00	100																																																																																			
							298 AVERAGE																																																																																			
Limit	Read	Ant	Cable	Preamp	Aux	APos	TPos																																																																																			
Freq	Level	Line	Margin	Level	Factor	Loss	Factor																																																																																			
MHz	dBuV/m	dBuV/m	dB	dBuV	dB/m	dB	dB																																																																																			
1 2402.00	92.33	76.05	32.40	8.81	30.93	6.00	100																																																																																			
							298 AVERAGE																																																																																			



Mode	22																																																																																					
	Harmonic																																																																																					
	2400-2483.5_Bluetooth-LE_CH00_2402MHz																																																																																					
ANT	3																																																																																					
Pol.	Horizontal	Vertical																																																																																				
Peak Avg	<table border="1"> <thead> <tr> <th>Limit</th> <th>Read</th> <th>Ant</th> <th>Cable</th> <th>Preamp</th> <th>Aux</th> <th>APos</th> <th>TPos</th> <th>Remark</th> </tr> <tr> <th>Freq</th> <th>Level</th> <th>Line Margin</th> <th>Level Factor</th> <th>Loss Factor</th> <th>Factor</th> <th></th> <th></th> <th></th> </tr> <tr> <th>MHz</th> <th>dBuV/m</th> <th>dBuV/m</th> <th>dB</th> <th>dBuV</th> <th>dB/m</th> <th>dB</th> <th>dB</th> <th>dB</th> <th>cm</th> <th>deg</th> <th>Remark</th> </tr> </thead> <tbody> <tr> <td>1</td> <td>4804.00</td> <td>42.01</td> <td>74.00</td> <td>-31.99</td> <td>60.87</td> <td>34.29</td> <td>12.54</td> <td>65.69</td> <td>0.00</td> <td>--</td> <td>-- PEAK</td> </tr> </tbody> </table>	Limit	Read	Ant	Cable	Preamp	Aux	APos	TPos	Remark	Freq	Level	Line Margin	Level Factor	Loss Factor	Factor				MHz	dBuV/m	dBuV/m	dB	dBuV	dB/m	dB	dB	dB	cm	deg	Remark	1	4804.00	42.01	74.00	-31.99	60.87	34.29	12.54	65.69	0.00	--	-- PEAK	<table border="1"> <thead> <tr> <th>Limit</th> <th>Read</th> <th>Ant</th> <th>Cable</th> <th>Preamp</th> <th>Aux</th> <th>APos</th> <th>TPos</th> <th>Remark</th> </tr> <tr> <th>Freq</th> <th>Level</th> <th>Line Margin</th> <th>Level Factor</th> <th>Loss Factor</th> <th>Factor</th> <th></th> <th></th> <th></th> </tr> <tr> <th>MHz</th> <th>dBuV/m</th> <th>dBuV/m</th> <th>dB</th> <th>dBuV</th> <th>dB/m</th> <th>dB</th> <th>dB</th> <th>dB</th> <th>cm</th> <th>deg</th> <th>Remark</th> </tr> </thead> <tbody> <tr> <td>1</td> <td>4804.00</td> <td>42.95</td> <td>74.00</td> <td>-31.05</td> <td>61.81</td> <td>34.29</td> <td>12.54</td> <td>65.69</td> <td>0.00</td> <td>--</td> <td>-- PEAK</td> </tr> </tbody> </table>	Limit	Read	Ant	Cable	Preamp	Aux	APos	TPos	Remark	Freq	Level	Line Margin	Level Factor	Loss Factor	Factor				MHz	dBuV/m	dBuV/m	dB	dBuV	dB/m	dB	dB	dB	cm	deg	Remark	1	4804.00	42.95	74.00	-31.05	61.81	34.29	12.54	65.69	0.00	--	-- PEAK
Limit	Read	Ant	Cable	Preamp	Aux	APos	TPos	Remark																																																																														
Freq	Level	Line Margin	Level Factor	Loss Factor	Factor																																																																																	
MHz	dBuV/m	dBuV/m	dB	dBuV	dB/m	dB	dB	dB	cm	deg	Remark																																																																											
1	4804.00	42.01	74.00	-31.99	60.87	34.29	12.54	65.69	0.00	--	-- PEAK																																																																											
Limit	Read	Ant	Cable	Preamp	Aux	APos	TPos	Remark																																																																														
Freq	Level	Line Margin	Level Factor	Loss Factor	Factor																																																																																	
MHz	dBuV/m	dBuV/m	dB	dBuV	dB/m	dB	dB	dB	cm	deg	Remark																																																																											
1	4804.00	42.95	74.00	-31.05	61.81	34.29	12.54	65.69	0.00	--	-- PEAK																																																																											



Mode	23																																																																																																													
	Harmonic																																																																																																													
	2400-2483.5_Bluetooth-LE_CH19_2440MHz																																																																																																													
ANT	3																																																																																																													
Pol.	Horizontal	Vertical																																																																																																												
Peak Avg	<table border="1"> <thead> <tr> <th>Limit</th> <th>Read</th> <th>Ant</th> <th>Cable</th> <th>Preamp</th> <th>Aux</th> <th>APos</th> <th>TPos</th> <th>Remark</th> </tr> <tr> <th>Freq</th> <th>Level</th> <th>Line Margin</th> <th>Level Factor</th> <th>Loss Factor</th> <th>Factor</th> <th></th> <th></th> <th></th> </tr> <tr> <th>MHz</th> <th>dBuV/m</th> <th>dBuV/m</th> <th>dB</th> <th>dBuV</th> <th>dB/m</th> <th>dB</th> <th>dB</th> <th>cm</th> <th>deg</th> </tr> </thead> <tbody> <tr> <td>1</td> <td>4880.00</td> <td>42.05</td> <td>74.00</td> <td>-31.95</td> <td>61.33</td> <td>34.20</td> <td>12.07</td> <td>65.55</td> <td>0.00</td> <td>--</td> <td>--</td> <td>PEAK</td> </tr> <tr> <td>2</td> <td>7320.00</td> <td>42.15</td> <td>74.00</td> <td>-31.85</td> <td>56.22</td> <td>35.80</td> <td>14.98</td> <td>64.85</td> <td>0.00</td> <td>--</td> <td>--</td> <td>PEAK</td> </tr> </tbody> </table>	Limit	Read	Ant	Cable	Preamp	Aux	APos	TPos	Remark	Freq	Level	Line Margin	Level Factor	Loss Factor	Factor				MHz	dBuV/m	dBuV/m	dB	dBuV	dB/m	dB	dB	cm	deg	1	4880.00	42.05	74.00	-31.95	61.33	34.20	12.07	65.55	0.00	--	--	PEAK	2	7320.00	42.15	74.00	-31.85	56.22	35.80	14.98	64.85	0.00	--	--	PEAK	<table border="1"> <thead> <tr> <th>Limit</th> <th>Read</th> <th>Ant</th> <th>Cable</th> <th>Preamp</th> <th>Aux</th> <th>APos</th> <th>TPos</th> <th>Remark</th> </tr> <tr> <th>Freq</th> <th>Level</th> <th>Line Margin</th> <th>Level Factor</th> <th>Loss Factor</th> <th>Factor</th> <th></th> <th></th> <th></th> </tr> <tr> <th>MHz</th> <th>dBuV/m</th> <th>dBuV/m</th> <th>dB</th> <th>dBuV</th> <th>dB/m</th> <th>dB</th> <th>dB</th> <th>cm</th> <th>deg</th> </tr> </thead> <tbody> <tr> <td>1</td> <td>4880.00</td> <td>43.90</td> <td>74.00</td> <td>-30.10</td> <td>63.18</td> <td>34.20</td> <td>12.07</td> <td>65.55</td> <td>0.00</td> <td>--</td> <td>--</td> <td>PEAK</td> </tr> <tr> <td>2</td> <td>7320.00</td> <td>41.24</td> <td>74.00</td> <td>-32.76</td> <td>55.31</td> <td>35.80</td> <td>14.98</td> <td>64.85</td> <td>0.00</td> <td>--</td> <td>--</td> <td>PEAK</td> </tr> </tbody> </table>	Limit	Read	Ant	Cable	Preamp	Aux	APos	TPos	Remark	Freq	Level	Line Margin	Level Factor	Loss Factor	Factor				MHz	dBuV/m	dBuV/m	dB	dBuV	dB/m	dB	dB	cm	deg	1	4880.00	43.90	74.00	-30.10	63.18	34.20	12.07	65.55	0.00	--	--	PEAK	2	7320.00	41.24	74.00	-32.76	55.31	35.80	14.98	64.85	0.00	--	--	PEAK
Limit	Read	Ant	Cable	Preamp	Aux	APos	TPos	Remark																																																																																																						
Freq	Level	Line Margin	Level Factor	Loss Factor	Factor																																																																																																									
MHz	dBuV/m	dBuV/m	dB	dBuV	dB/m	dB	dB	cm	deg																																																																																																					
1	4880.00	42.05	74.00	-31.95	61.33	34.20	12.07	65.55	0.00	--	--	PEAK																																																																																																		
2	7320.00	42.15	74.00	-31.85	56.22	35.80	14.98	64.85	0.00	--	--	PEAK																																																																																																		
Limit	Read	Ant	Cable	Preamp	Aux	APos	TPos	Remark																																																																																																						
Freq	Level	Line Margin	Level Factor	Loss Factor	Factor																																																																																																									
MHz	dBuV/m	dBuV/m	dB	dBuV	dB/m	dB	dB	cm	deg																																																																																																					
1	4880.00	43.90	74.00	-30.10	63.18	34.20	12.07	65.55	0.00	--	--	PEAK																																																																																																		
2	7320.00	41.24	74.00	-32.76	55.31	35.80	14.98	64.85	0.00	--	--	PEAK																																																																																																		



Mode	24																																																																															
	Band Edge																																																																															
	2400-2483.5_Bluetooth-LE_CH39_2480MHz																																																																															
ANT	3																																																																															
Pol.	Horizontal	Fundamental																																																																														
Peak	<table border="1"> <thead> <tr> <th>Limit</th> <th>Read</th> <th>Ant</th> <th>Cable</th> <th>Preamp</th> <th>Aux</th> <th>APos</th> <th>TPos</th> <th>Remark</th> </tr> <tr> <th>Freq</th> <th>Level</th> <th>Line Margin</th> <th>Level Factor</th> <th>Loss Factor</th> <th>Factor</th> <th></th> <th></th> <th></th> </tr> <tr> <th>MHz</th> <th>dBuV/m</th> <th>dBuV/m</th> <th>dB</th> <th>dBuV</th> <th>dB/m</th> <th>dB</th> <th>dB</th> <th>cm</th> <th>deg</th> </tr> </thead> <tbody> <tr> <td>1 2483.50</td> <td>59.31</td> <td>74.00</td> <td>-14.69</td> <td>43.00</td> <td>32.40</td> <td>8.88</td> <td>30.97</td> <td>6.00</td> <td>100</td> <td>125 PEAK</td> </tr> </tbody> </table>	Limit	Read	Ant	Cable	Preamp	Aux	APos	TPos	Remark	Freq	Level	Line Margin	Level Factor	Loss Factor	Factor				MHz	dBuV/m	dBuV/m	dB	dBuV	dB/m	dB	dB	cm	deg	1 2483.50	59.31	74.00	-14.69	43.00	32.40	8.88	30.97	6.00	100	125 PEAK	<table border="1"> <thead> <tr> <th>Limit</th> <th>Read</th> <th>Ant</th> <th>Cable</th> <th>Preamp</th> <th>Aux</th> <th>APos</th> <th>TPos</th> <th>Remark</th> </tr> <tr> <th>Freq</th> <th>Level</th> <th>Line Margin</th> <th>Level Factor</th> <th>Loss Factor</th> <th>Factor</th> <th></th> <th></th> <th></th> </tr> <tr> <th>MHz</th> <th>dBuV/m</th> <th>dBuV/m</th> <th>dB</th> <th>dBuV</th> <th>dB/m</th> <th>dB</th> <th>dB</th> <th>cm</th> <th>deg</th> </tr> </thead> <tbody> <tr> <td>1 2480.00</td> <td>100.77</td> <td>-----</td> <td>-----</td> <td>84.46</td> <td>32.40</td> <td>8.88</td> <td>30.97</td> <td>6.00</td> <td>100</td> <td>125 PEAK</td> </tr> </tbody> </table>	Limit	Read	Ant	Cable	Preamp	Aux	APos	TPos	Remark	Freq	Level	Line Margin	Level Factor	Loss Factor	Factor				MHz	dBuV/m	dBuV/m	dB	dBuV	dB/m	dB	dB	cm	deg	1 2480.00	100.77	-----	-----	84.46	32.40	8.88	30.97	6.00	100	125 PEAK
	Limit	Read	Ant	Cable	Preamp	Aux	APos	TPos	Remark																																																																							
Freq	Level	Line Margin	Level Factor	Loss Factor	Factor																																																																											
MHz	dBuV/m	dBuV/m	dB	dBuV	dB/m	dB	dB	cm	deg																																																																							
1 2483.50	59.31	74.00	-14.69	43.00	32.40	8.88	30.97	6.00	100	125 PEAK																																																																						
Limit	Read	Ant	Cable	Preamp	Aux	APos	TPos	Remark																																																																								
Freq	Level	Line Margin	Level Factor	Loss Factor	Factor																																																																											
MHz	dBuV/m	dBuV/m	dB	dBuV	dB/m	dB	dB	cm	deg																																																																							
1 2480.00	100.77	-----	-----	84.46	32.40	8.88	30.97	6.00	100	125 PEAK																																																																						
Avg	<table border="1"> <thead> <tr> <th>Limit</th> <th>Read</th> <th>Ant</th> <th>Cable</th> <th>Preamp</th> <th>Aux</th> <th>APos</th> <th>TPos</th> <th>Remark</th> </tr> <tr> <th>Freq</th> <th>Level</th> <th>Line Margin</th> <th>Level Factor</th> <th>Loss Factor</th> <th>Factor</th> <th></th> <th></th> <th></th> </tr> <tr> <th>MHz</th> <th>dBuV/m</th> <th>dBuV/m</th> <th>dB</th> <th>dBuV</th> <th>dB/m</th> <th>dB</th> <th>dB</th> <th>cm</th> <th>deg</th> </tr> </thead> <tbody> <tr> <td>1 2483.56</td> <td>45.60</td> <td>54.00</td> <td>-8.40</td> <td>29.29</td> <td>32.40</td> <td>8.88</td> <td>30.97</td> <td>6.00</td> <td>100</td> <td>125 AVERAGE</td> </tr> </tbody> </table>	Limit	Read	Ant	Cable	Preamp	Aux	APos	TPos	Remark	Freq	Level	Line Margin	Level Factor	Loss Factor	Factor				MHz	dBuV/m	dBuV/m	dB	dBuV	dB/m	dB	dB	cm	deg	1 2483.56	45.60	54.00	-8.40	29.29	32.40	8.88	30.97	6.00	100	125 AVERAGE	<table border="1"> <thead> <tr> <th>Limit</th> <th>Read</th> <th>Ant</th> <th>Cable</th> <th>Preamp</th> <th>Aux</th> <th>APos</th> <th>TPos</th> <th>Remark</th> </tr> <tr> <th>Freq</th> <th>Level</th> <th>Line Margin</th> <th>Level Factor</th> <th>Loss Factor</th> <th>Factor</th> <th></th> <th></th> <th></th> </tr> <tr> <th>MHz</th> <th>dBuV/m</th> <th>dBuV/m</th> <th>dB</th> <th>dBuV</th> <th>dB/m</th> <th>dB</th> <th>dB</th> <th>cm</th> <th>deg</th> </tr> </thead> <tbody> <tr> <td>1 2480.00</td> <td>97.97</td> <td>-----</td> <td>-----</td> <td>81.66</td> <td>32.40</td> <td>8.88</td> <td>30.97</td> <td>6.00</td> <td>100</td> <td>125 AVERAGE</td> </tr> </tbody> </table>	Limit	Read	Ant	Cable	Preamp	Aux	APos	TPos	Remark	Freq	Level	Line Margin	Level Factor	Loss Factor	Factor				MHz	dBuV/m	dBuV/m	dB	dBuV	dB/m	dB	dB	cm	deg	1 2480.00	97.97	-----	-----	81.66	32.40	8.88	30.97	6.00	100	125 AVERAGE
Limit	Read	Ant	Cable	Preamp	Aux	APos	TPos	Remark																																																																								
Freq	Level	Line Margin	Level Factor	Loss Factor	Factor																																																																											
MHz	dBuV/m	dBuV/m	dB	dBuV	dB/m	dB	dB	cm	deg																																																																							
1 2483.56	45.60	54.00	-8.40	29.29	32.40	8.88	30.97	6.00	100	125 AVERAGE																																																																						
Limit	Read	Ant	Cable	Preamp	Aux	APos	TPos	Remark																																																																								
Freq	Level	Line Margin	Level Factor	Loss Factor	Factor																																																																											
MHz	dBuV/m	dBuV/m	dB	dBuV	dB/m	dB	dB	cm	deg																																																																							
1 2480.00	97.97	-----	-----	81.66	32.40	8.88	30.97	6.00	100	125 AVERAGE																																																																						

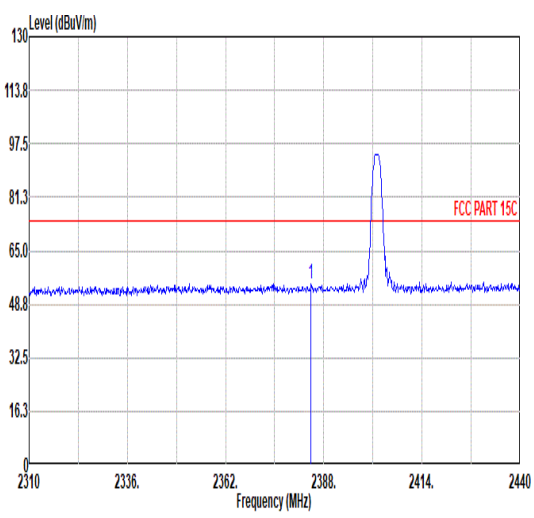
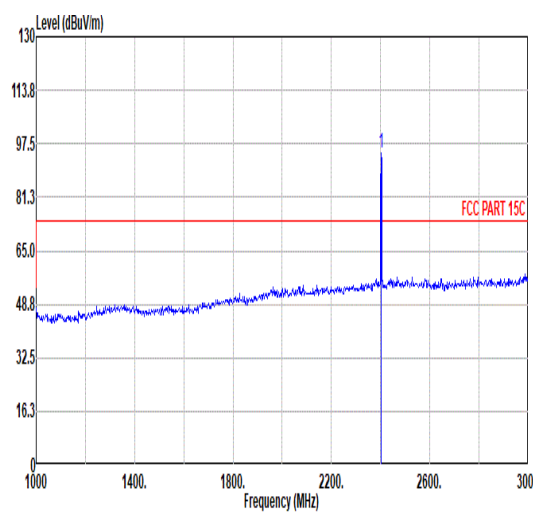
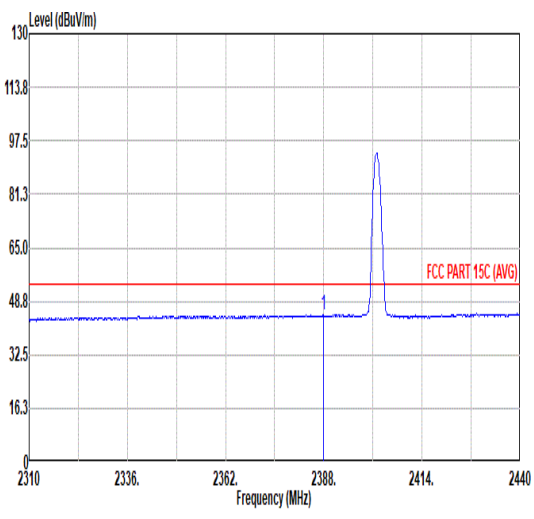
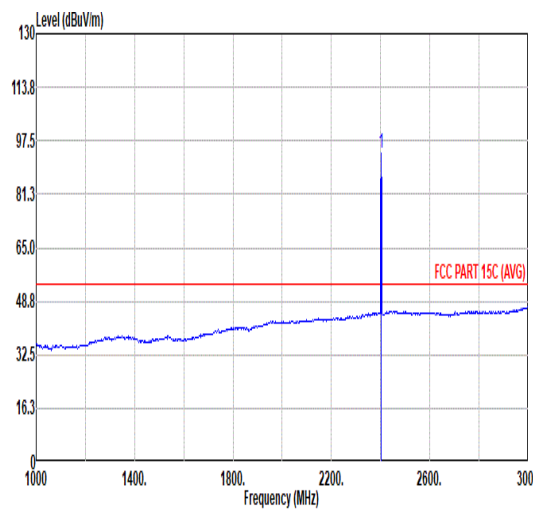


Mode	24																																																																															
	Band Edge																																																																															
	2400-2483.5_Bluetooth-LE_CH39_2480MHz																																																																															
ANT	3																																																																															
Pol.	Vertical	Fundamental																																																																														
Peak	<table border="1"> <thead> <tr> <th>Limit</th> <th>Read</th> <th>Ant</th> <th>Cable</th> <th>Preamp</th> <th>Aux</th> <th>APos</th> <th>TPos</th> <th>Remark</th> </tr> <tr> <th>Freq</th> <th>Level</th> <th>Line</th> <th>Margin</th> <th>Level</th> <th>Factor</th> <th>Loss</th> <th>Factor</th> <th>Factor</th> </tr> <tr> <th>MHz</th> <th>dBuV/m</th> <th>dBuV/m</th> <th>dB</th> <th>dBuV</th> <th>dB/m</th> <th>dB</th> <th>dB</th> <th>cm</th> <th>deg</th> </tr> </thead> <tbody> <tr> <td>1 2483.56</td> <td>60.98</td> <td>74.00</td> <td>-13.02</td> <td>44.67</td> <td>32.40</td> <td>8.88</td> <td>30.97</td> <td>6.00</td> <td>123</td> <td>99 PEAK</td> </tr> </tbody> </table>	Limit	Read	Ant	Cable	Preamp	Aux	APos	TPos	Remark	Freq	Level	Line	Margin	Level	Factor	Loss	Factor	Factor	MHz	dBuV/m	dBuV/m	dB	dBuV	dB/m	dB	dB	cm	deg	1 2483.56	60.98	74.00	-13.02	44.67	32.40	8.88	30.97	6.00	123	99 PEAK	<table border="1"> <thead> <tr> <th>Limit</th> <th>Read</th> <th>Ant</th> <th>Cable</th> <th>Preamp</th> <th>Aux</th> <th>APos</th> <th>TPos</th> <th>Remark</th> </tr> <tr> <th>Freq</th> <th>Level</th> <th>Line</th> <th>Margin</th> <th>Level</th> <th>Factor</th> <th>Loss</th> <th>Factor</th> <th>Factor</th> </tr> <tr> <th>MHz</th> <th>dBuV/m</th> <th>dBuV/m</th> <th>dB</th> <th>dBuV</th> <th>dB/m</th> <th>dB</th> <th>dB</th> <th>cm</th> <th>deg</th> </tr> </thead> <tbody> <tr> <td>1 2480.00</td> <td>101.43</td> <td>-----</td> <td>-----</td> <td>85.12</td> <td>32.40</td> <td>8.88</td> <td>30.97</td> <td>6.00</td> <td>123</td> <td>99 PEAK</td> </tr> </tbody> </table>	Limit	Read	Ant	Cable	Preamp	Aux	APos	TPos	Remark	Freq	Level	Line	Margin	Level	Factor	Loss	Factor	Factor	MHz	dBuV/m	dBuV/m	dB	dBuV	dB/m	dB	dB	cm	deg	1 2480.00	101.43	-----	-----	85.12	32.40	8.88	30.97	6.00	123	99 PEAK
	Limit	Read	Ant	Cable	Preamp	Aux	APos	TPos	Remark																																																																							
Freq	Level	Line	Margin	Level	Factor	Loss	Factor	Factor																																																																								
MHz	dBuV/m	dBuV/m	dB	dBuV	dB/m	dB	dB	cm	deg																																																																							
1 2483.56	60.98	74.00	-13.02	44.67	32.40	8.88	30.97	6.00	123	99 PEAK																																																																						
Limit	Read	Ant	Cable	Preamp	Aux	APos	TPos	Remark																																																																								
Freq	Level	Line	Margin	Level	Factor	Loss	Factor	Factor																																																																								
MHz	dBuV/m	dBuV/m	dB	dBuV	dB/m	dB	dB	cm	deg																																																																							
1 2480.00	101.43	-----	-----	85.12	32.40	8.88	30.97	6.00	123	99 PEAK																																																																						
Avg	<table border="1"> <thead> <tr> <th>Limit</th> <th>Read</th> <th>Ant</th> <th>Cable</th> <th>Preamp</th> <th>Aux</th> <th>APos</th> <th>TPos</th> <th>Remark</th> </tr> <tr> <th>Freq</th> <th>Level</th> <th>Line</th> <th>Margin</th> <th>Level</th> <th>Factor</th> <th>Loss</th> <th>Factor</th> <th>Factor</th> </tr> <tr> <th>MHz</th> <th>dBuV/m</th> <th>dBuV/m</th> <th>dB</th> <th>dBuV</th> <th>dB/m</th> <th>dB</th> <th>dB</th> <th>cm</th> <th>deg</th> </tr> </thead> <tbody> <tr> <td>1 2483.50</td> <td>46.10</td> <td>54.00</td> <td>-7.90</td> <td>29.79</td> <td>32.40</td> <td>8.88</td> <td>30.97</td> <td>6.00</td> <td>123</td> <td>99 AVERAGE</td> </tr> </tbody> </table>	Limit	Read	Ant	Cable	Preamp	Aux	APos	TPos	Remark	Freq	Level	Line	Margin	Level	Factor	Loss	Factor	Factor	MHz	dBuV/m	dBuV/m	dB	dBuV	dB/m	dB	dB	cm	deg	1 2483.50	46.10	54.00	-7.90	29.79	32.40	8.88	30.97	6.00	123	99 AVERAGE	<table border="1"> <thead> <tr> <th>Limit</th> <th>Read</th> <th>Ant</th> <th>Cable</th> <th>Preamp</th> <th>Aux</th> <th>APos</th> <th>TPos</th> <th>Remark</th> </tr> <tr> <th>Freq</th> <th>Level</th> <th>Line</th> <th>Margin</th> <th>Level</th> <th>Factor</th> <th>Loss</th> <th>Factor</th> <th>Factor</th> </tr> <tr> <th>MHz</th> <th>dBuV/m</th> <th>dBuV/m</th> <th>dB</th> <th>dBuV</th> <th>dB/m</th> <th>dB</th> <th>dB</th> <th>cm</th> <th>deg</th> </tr> </thead> <tbody> <tr> <td>1 2480.00</td> <td>98.19</td> <td>-----</td> <td>-----</td> <td>81.88</td> <td>32.40</td> <td>8.88</td> <td>30.97</td> <td>6.00</td> <td>123</td> <td>99 AVERAGE</td> </tr> </tbody> </table>	Limit	Read	Ant	Cable	Preamp	Aux	APos	TPos	Remark	Freq	Level	Line	Margin	Level	Factor	Loss	Factor	Factor	MHz	dBuV/m	dBuV/m	dB	dBuV	dB/m	dB	dB	cm	deg	1 2480.00	98.19	-----	-----	81.88	32.40	8.88	30.97	6.00	123	99 AVERAGE
Limit	Read	Ant	Cable	Preamp	Aux	APos	TPos	Remark																																																																								
Freq	Level	Line	Margin	Level	Factor	Loss	Factor	Factor																																																																								
MHz	dBuV/m	dBuV/m	dB	dBuV	dB/m	dB	dB	cm	deg																																																																							
1 2483.50	46.10	54.00	-7.90	29.79	32.40	8.88	30.97	6.00	123	99 AVERAGE																																																																						
Limit	Read	Ant	Cable	Preamp	Aux	APos	TPos	Remark																																																																								
Freq	Level	Line	Margin	Level	Factor	Loss	Factor	Factor																																																																								
MHz	dBuV/m	dBuV/m	dB	dBuV	dB/m	dB	dB	cm	deg																																																																							
1 2480.00	98.19	-----	-----	81.88	32.40	8.88	30.97	6.00	123	99 AVERAGE																																																																						



Mode	24																																																																																																													
	Harmonic																																																																																																													
	2400-2483.5_Bluetooth-LE_CH39_2480MHz																																																																																																													
ANT	3																																																																																																													
Pol.	Horizontal	Vertical																																																																																																												
Peak Avg	<table border="1"> <thead> <tr> <th>Limit</th> <th>Read</th> <th>Ant</th> <th>Cable</th> <th>Preamp</th> <th>Aux</th> <th>APos</th> <th>TPos</th> <th>Remark</th> </tr> <tr> <th>Freq</th> <th>Level</th> <th>Line Margin</th> <th>Level Factor</th> <th>Loss Factor</th> <th>Factor</th> <th></th> <th></th> <th></th> </tr> <tr> <th>MHz</th> <th>dBuV/m</th> <th>dBuV/m</th> <th>dB</th> <th>dBuV</th> <th>dB/m</th> <th>dB</th> <th>dB</th> <th>cm</th> <th>deg</th> </tr> </thead> <tbody> <tr> <td>1</td> <td>4960.00</td> <td>39.97</td> <td>74.00</td> <td>-34.03</td> <td>59.06</td> <td>34.24</td> <td>12.07</td> <td>65.40</td> <td>0.00</td> <td>--</td> <td>--</td> <td>PEAK</td> </tr> <tr> <td>2</td> <td>7440.00</td> <td>42.42</td> <td>74.00</td> <td>-31.58</td> <td>56.60</td> <td>35.80</td> <td>15.21</td> <td>65.19</td> <td>0.00</td> <td>--</td> <td>--</td> <td>PEAK</td> </tr> </tbody> </table>	Limit	Read	Ant	Cable	Preamp	Aux	APos	TPos	Remark	Freq	Level	Line Margin	Level Factor	Loss Factor	Factor				MHz	dBuV/m	dBuV/m	dB	dBuV	dB/m	dB	dB	cm	deg	1	4960.00	39.97	74.00	-34.03	59.06	34.24	12.07	65.40	0.00	--	--	PEAK	2	7440.00	42.42	74.00	-31.58	56.60	35.80	15.21	65.19	0.00	--	--	PEAK	<table border="1"> <thead> <tr> <th>Limit</th> <th>Read</th> <th>Ant</th> <th>Cable</th> <th>Preamp</th> <th>Aux</th> <th>APos</th> <th>TPos</th> <th>Remark</th> </tr> <tr> <th>Freq</th> <th>Level</th> <th>Line Margin</th> <th>Level Factor</th> <th>Loss Factor</th> <th>Factor</th> <th></th> <th></th> <th></th> </tr> <tr> <th>MHz</th> <th>dBuV/m</th> <th>dBuV/m</th> <th>dB</th> <th>dBuV</th> <th>dB/m</th> <th>dB</th> <th>dB</th> <th>cm</th> <th>deg</th> </tr> </thead> <tbody> <tr> <td>1</td> <td>4960.00</td> <td>40.20</td> <td>74.00</td> <td>-33.80</td> <td>59.29</td> <td>34.24</td> <td>12.07</td> <td>65.40</td> <td>0.00</td> <td>--</td> <td>--</td> <td>PEAK</td> </tr> <tr> <td>2</td> <td>7440.00</td> <td>42.50</td> <td>74.00</td> <td>-31.50</td> <td>56.68</td> <td>35.80</td> <td>15.21</td> <td>65.19</td> <td>0.00</td> <td>--</td> <td>--</td> <td>PEAK</td> </tr> </tbody> </table>	Limit	Read	Ant	Cable	Preamp	Aux	APos	TPos	Remark	Freq	Level	Line Margin	Level Factor	Loss Factor	Factor				MHz	dBuV/m	dBuV/m	dB	dBuV	dB/m	dB	dB	cm	deg	1	4960.00	40.20	74.00	-33.80	59.29	34.24	12.07	65.40	0.00	--	--	PEAK	2	7440.00	42.50	74.00	-31.50	56.68	35.80	15.21	65.19	0.00	--	--	PEAK
Limit	Read	Ant	Cable	Preamp	Aux	APos	TPos	Remark																																																																																																						
Freq	Level	Line Margin	Level Factor	Loss Factor	Factor																																																																																																									
MHz	dBuV/m	dBuV/m	dB	dBuV	dB/m	dB	dB	cm	deg																																																																																																					
1	4960.00	39.97	74.00	-34.03	59.06	34.24	12.07	65.40	0.00	--	--	PEAK																																																																																																		
2	7440.00	42.42	74.00	-31.58	56.60	35.80	15.21	65.19	0.00	--	--	PEAK																																																																																																		
Limit	Read	Ant	Cable	Preamp	Aux	APos	TPos	Remark																																																																																																						
Freq	Level	Line Margin	Level Factor	Loss Factor	Factor																																																																																																									
MHz	dBuV/m	dBuV/m	dB	dBuV	dB/m	dB	dB	cm	deg																																																																																																					
1	4960.00	40.20	74.00	-33.80	59.29	34.24	12.07	65.40	0.00	--	--	PEAK																																																																																																		
2	7440.00	42.50	74.00	-31.50	56.68	35.80	15.21	65.19	0.00	--	--	PEAK																																																																																																		



Mode	25																																																																																			
	Band Edge																																																																																			
	2400-2483.5_NRF_CH00_2402MHz																																																																																			
ANT	3																																																																																			
Pol.	Horizontal	Fundamental																																																																																		
Peak	 <table border="1"> <thead> <tr> <th>Limit</th> <th>Read</th> <th>Ant</th> <th>Cable</th> <th>Preamp</th> <th>Aux</th> <th>APos</th> <th>TPos</th> <th>Remark</th> </tr> <tr> <th>Freq</th> <th>Level</th> <th>Line Margin</th> <th>Level Factor</th> <th>Loss Factor</th> <th>Factor</th> <th></th> <th></th> <th></th> </tr> <tr> <th>MHz</th> <th>dBuV/m</th> <th>dBuV/m</th> <th>dB</th> <th>dBuV</th> <th>dB/m</th> <th>dB</th> <th>dB</th> <th>cm</th> <th>deg</th> </tr> </thead> <tbody> <tr> <td>1</td> <td>2384.62</td> <td>54.94</td> <td>74.00</td> <td>-19.06</td> <td>38.74</td> <td>32.37</td> <td>8.76</td> <td>30.93</td> <td>6.00</td> <td>105</td> <td>360</td> <td>PEAK</td> </tr> </tbody> </table>	Limit	Read	Ant	Cable	Preamp	Aux	APos	TPos	Remark	Freq	Level	Line Margin	Level Factor	Loss Factor	Factor				MHz	dBuV/m	dBuV/m	dB	dBuV	dB/m	dB	dB	cm	deg	1	2384.62	54.94	74.00	-19.06	38.74	32.37	8.76	30.93	6.00	105	360	PEAK	 <table border="1"> <thead> <tr> <th>Limit</th> <th>Read</th> <th>Ant</th> <th>Cable</th> <th>Preamp</th> <th>Aux</th> <th>APos</th> <th>TPos</th> <th>Remark</th> </tr> <tr> <th>Freq</th> <th>Level</th> <th>Line Margin</th> <th>Level Factor</th> <th>Loss Factor</th> <th>Factor</th> <th></th> <th></th> <th></th> </tr> <tr> <th>MHz</th> <th>dBuV/m</th> <th>dBuV/m</th> <th>dB</th> <th>dBuV</th> <th>dB/m</th> <th>dB</th> <th>dB</th> <th>cm</th> <th>deg</th> </tr> </thead> <tbody> <tr> <td>1</td> <td>2402.00</td> <td>94.56</td> <td>-----</td> <td>-----</td> <td>78.29</td> <td>32.40</td> <td>8.80</td> <td>30.93</td> <td>6.00</td> <td>105</td> <td>360</td> <td>PEAK</td> </tr> </tbody> </table>	Limit	Read	Ant	Cable	Preamp	Aux	APos	TPos	Remark	Freq	Level	Line Margin	Level Factor	Loss Factor	Factor				MHz	dBuV/m	dBuV/m	dB	dBuV	dB/m	dB	dB	cm	deg	1	2402.00	94.56	-----	-----	78.29	32.40	8.80	30.93	6.00	105	360	PEAK
	Limit	Read	Ant	Cable	Preamp	Aux	APos	TPos	Remark																																																																											
Freq	Level	Line Margin	Level Factor	Loss Factor	Factor																																																																															
MHz	dBuV/m	dBuV/m	dB	dBuV	dB/m	dB	dB	cm	deg																																																																											
1	2384.62	54.94	74.00	-19.06	38.74	32.37	8.76	30.93	6.00	105	360	PEAK																																																																								
Limit	Read	Ant	Cable	Preamp	Aux	APos	TPos	Remark																																																																												
Freq	Level	Line Margin	Level Factor	Loss Factor	Factor																																																																															
MHz	dBuV/m	dBuV/m	dB	dBuV	dB/m	dB	dB	cm	deg																																																																											
1	2402.00	94.56	-----	-----	78.29	32.40	8.80	30.93	6.00	105	360	PEAK																																																																								
Avg	 <table border="1"> <thead> <tr> <th>Limit</th> <th>Read</th> <th>Ant</th> <th>Cable</th> <th>Preamp</th> <th>Aux</th> <th>APos</th> <th>TPos</th> <th>Remark</th> </tr> <tr> <th>Freq</th> <th>Level</th> <th>Line Margin</th> <th>Level Factor</th> <th>Loss Factor</th> <th>Factor</th> <th></th> <th></th> <th></th> </tr> <tr> <th>MHz</th> <th>dBuV/m</th> <th>dBuV/m</th> <th>dB</th> <th>dBuV</th> <th>dB/m</th> <th>dB</th> <th>dB</th> <th>cm</th> <th>deg</th> </tr> </thead> <tbody> <tr> <td>1</td> <td>2387.87</td> <td>44.54</td> <td>54.00</td> <td>-9.46</td> <td>28.32</td> <td>32.38</td> <td>8.77</td> <td>30.93</td> <td>6.00</td> <td>105</td> <td>360</td> <td>AVERAGE</td> </tr> </tbody> </table>	Limit	Read	Ant	Cable	Preamp	Aux	APos	TPos	Remark	Freq	Level	Line Margin	Level Factor	Loss Factor	Factor				MHz	dBuV/m	dBuV/m	dB	dBuV	dB/m	dB	dB	cm	deg	1	2387.87	44.54	54.00	-9.46	28.32	32.38	8.77	30.93	6.00	105	360	AVERAGE	 <table border="1"> <thead> <tr> <th>Limit</th> <th>Read</th> <th>Ant</th> <th>Cable</th> <th>Preamp</th> <th>Aux</th> <th>APos</th> <th>TPos</th> <th>Remark</th> </tr> <tr> <th>Freq</th> <th>Level</th> <th>Line Margin</th> <th>Level Factor</th> <th>Loss Factor</th> <th>Factor</th> <th></th> <th></th> <th></th> </tr> <tr> <th>MHz</th> <th>dBuV/m</th> <th>dBuV/m</th> <th>dB</th> <th>dBuV</th> <th>dB/m</th> <th>dB</th> <th>dB</th> <th>cm</th> <th>deg</th> </tr> </thead> <tbody> <tr> <td>1</td> <td>2402.00</td> <td>93.62</td> <td>-----</td> <td>-----</td> <td>77.35</td> <td>32.40</td> <td>8.80</td> <td>30.93</td> <td>6.00</td> <td>105</td> <td>360</td> <td>AVERAGE</td> </tr> </tbody> </table>	Limit	Read	Ant	Cable	Preamp	Aux	APos	TPos	Remark	Freq	Level	Line Margin	Level Factor	Loss Factor	Factor				MHz	dBuV/m	dBuV/m	dB	dBuV	dB/m	dB	dB	cm	deg	1	2402.00	93.62	-----	-----	77.35	32.40	8.80	30.93	6.00	105	360	AVERAGE
Limit	Read	Ant	Cable	Preamp	Aux	APos	TPos	Remark																																																																												
Freq	Level	Line Margin	Level Factor	Loss Factor	Factor																																																																															
MHz	dBuV/m	dBuV/m	dB	dBuV	dB/m	dB	dB	cm	deg																																																																											
1	2387.87	44.54	54.00	-9.46	28.32	32.38	8.77	30.93	6.00	105	360	AVERAGE																																																																								
Limit	Read	Ant	Cable	Preamp	Aux	APos	TPos	Remark																																																																												
Freq	Level	Line Margin	Level Factor	Loss Factor	Factor																																																																															
MHz	dBuV/m	dBuV/m	dB	dBuV	dB/m	dB	dB	cm	deg																																																																											
1	2402.00	93.62	-----	-----	77.35	32.40	8.80	30.93	6.00	105	360	AVERAGE																																																																								





Mode	25																																																																																																																	
	Band Edge																																																																																																																	
	2400-2483.5_NRF_CH00_2402MHz																																																																																																																	
ANT	3																																																																																																																	
Pol.	Vertical	Fundamental																																																																																																																
Peak	<table border="1"> <thead> <tr> <th>Limit</th> <th>Read</th> <th>Ant</th> <th>Cable</th> <th>Preamp</th> <th>Aux</th> <th>APos</th> <th>TPos</th> </tr> <tr> <th>Freq</th> <th>Level</th> <th>Line</th> <th>Margin</th> <th>Level</th> <th>Factor</th> <th>Loss</th> <th>Factor</th> </tr> <tr> <th>MHz</th> <th>dBuV/m</th> <th>dBuV/m</th> <th>dB</th> <th>dBuV</th> <th>dB/m</th> <th>dB</th> <th>dB</th> </tr> </thead> <tbody> <tr> <td>1 2387.48</td> <td>54.91</td> <td>74.00</td> <td>-19.09</td> <td>38.70</td> <td>32.37</td> <td>8.77</td> <td>30.93</td> </tr> <tr> <td></td> <td></td> <td></td> <td></td> <td></td> <td></td> <td></td> <td>6.00</td> </tr> <tr> <td></td> <td></td> <td></td> <td></td> <td></td> <td></td> <td></td> <td>108</td> </tr> <tr> <td></td> <td></td> <td></td> <td></td> <td></td> <td></td> <td></td> <td>72 PEAK</td> </tr> </tbody> </table>	Limit	Read	Ant	Cable	Preamp	Aux	APos	TPos	Freq	Level	Line	Margin	Level	Factor	Loss	Factor	MHz	dBuV/m	dBuV/m	dB	dBuV	dB/m	dB	dB	1 2387.48	54.91	74.00	-19.09	38.70	32.37	8.77	30.93								6.00								108								72 PEAK	<table border="1"> <thead> <tr> <th>Limit</th> <th>Read</th> <th>Ant</th> <th>Cable</th> <th>Preamp</th> <th>Aux</th> <th>APos</th> <th>TPos</th> </tr> <tr> <th>Freq</th> <th>Level</th> <th>Line</th> <th>Margin</th> <th>Level</th> <th>Factor</th> <th>Loss</th> <th>Factor</th> </tr> <tr> <th>MHz</th> <th>dBuV/m</th> <th>dBuV/m</th> <th>dB</th> <th>dBuV</th> <th>dB/m</th> <th>dB</th> <th>dB</th> </tr> </thead> <tbody> <tr> <td>1 2402.00</td> <td>95.01</td> <td>74.00</td> <td>-19.09</td> <td>38.70</td> <td>32.37</td> <td>8.77</td> <td>30.93</td> </tr> <tr> <td></td> <td></td> <td></td> <td></td> <td></td> <td></td> <td></td> <td>6.00</td> </tr> <tr> <td></td> <td></td> <td></td> <td></td> <td></td> <td></td> <td></td> <td>108</td> </tr> <tr> <td></td> <td></td> <td></td> <td></td> <td></td> <td></td> <td></td> <td>72 PEAK</td> </tr> </tbody> </table>	Limit	Read	Ant	Cable	Preamp	Aux	APos	TPos	Freq	Level	Line	Margin	Level	Factor	Loss	Factor	MHz	dBuV/m	dBuV/m	dB	dBuV	dB/m	dB	dB	1 2402.00	95.01	74.00	-19.09	38.70	32.37	8.77	30.93								6.00								108								72 PEAK
	Limit	Read	Ant	Cable	Preamp	Aux	APos	TPos																																																																																																										
Freq	Level	Line	Margin	Level	Factor	Loss	Factor																																																																																																											
MHz	dBuV/m	dBuV/m	dB	dBuV	dB/m	dB	dB																																																																																																											
1 2387.48	54.91	74.00	-19.09	38.70	32.37	8.77	30.93																																																																																																											
							6.00																																																																																																											
							108																																																																																																											
							72 PEAK																																																																																																											
Limit	Read	Ant	Cable	Preamp	Aux	APos	TPos																																																																																																											
Freq	Level	Line	Margin	Level	Factor	Loss	Factor																																																																																																											
MHz	dBuV/m	dBuV/m	dB	dBuV	dB/m	dB	dB																																																																																																											
1 2402.00	95.01	74.00	-19.09	38.70	32.37	8.77	30.93																																																																																																											
							6.00																																																																																																											
							108																																																																																																											
							72 PEAK																																																																																																											
Avg	<table border="1"> <thead> <tr> <th>Limit</th> <th>Read</th> <th>Ant</th> <th>Cable</th> <th>Preamp</th> <th>Aux</th> <th>APos</th> <th>TPos</th> </tr> <tr> <th>Freq</th> <th>Level</th> <th>Line</th> <th>Margin</th> <th>Level</th> <th>Factor</th> <th>Loss</th> <th>Factor</th> </tr> <tr> <th>MHz</th> <th>dBuV/m</th> <th>dBuV/m</th> <th>dB</th> <th>dBuV</th> <th>dB/m</th> <th>dB</th> <th>dB</th> </tr> </thead> <tbody> <tr> <td>1 2388.91</td> <td>44.66</td> <td>54.00</td> <td>-9.34</td> <td>28.44</td> <td>32.38</td> <td>8.77</td> <td>30.93</td> </tr> <tr> <td></td> <td></td> <td></td> <td></td> <td></td> <td></td> <td></td> <td>6.00</td> </tr> <tr> <td></td> <td></td> <td></td> <td></td> <td></td> <td></td> <td></td> <td>108</td> </tr> <tr> <td></td> <td></td> <td></td> <td></td> <td></td> <td></td> <td></td> <td>72 AVERAGE</td> </tr> </tbody> </table>	Limit	Read	Ant	Cable	Preamp	Aux	APos	TPos	Freq	Level	Line	Margin	Level	Factor	Loss	Factor	MHz	dBuV/m	dBuV/m	dB	dBuV	dB/m	dB	dB	1 2388.91	44.66	54.00	-9.34	28.44	32.38	8.77	30.93								6.00								108								72 AVERAGE	<table border="1"> <thead> <tr> <th>Limit</th> <th>Read</th> <th>Ant</th> <th>Cable</th> <th>Preamp</th> <th>Aux</th> <th>APos</th> <th>TPos</th> </tr> <tr> <th>Freq</th> <th>Level</th> <th>Line</th> <th>Margin</th> <th>Level</th> <th>Factor</th> <th>Loss</th> <th>Factor</th> </tr> <tr> <th>MHz</th> <th>dBuV/m</th> <th>dBuV/m</th> <th>dB</th> <th>dBuV</th> <th>dB/m</th> <th>dB</th> <th>dB</th> </tr> </thead> <tbody> <tr> <td>1 2402.00</td> <td>94.11</td> <td>54.00</td> <td>-40.11</td> <td>28.44</td> <td>32.38</td> <td>8.77</td> <td>30.93</td> </tr> <tr> <td></td> <td></td> <td></td> <td></td> <td></td> <td></td> <td></td> <td>6.00</td> </tr> <tr> <td></td> <td></td> <td></td> <td></td> <td></td> <td></td> <td></td> <td>108</td> </tr> <tr> <td></td> <td></td> <td></td> <td></td> <td></td> <td></td> <td></td> <td>72 AVERAGE</td> </tr> </tbody> </table>	Limit	Read	Ant	Cable	Preamp	Aux	APos	TPos	Freq	Level	Line	Margin	Level	Factor	Loss	Factor	MHz	dBuV/m	dBuV/m	dB	dBuV	dB/m	dB	dB	1 2402.00	94.11	54.00	-40.11	28.44	32.38	8.77	30.93								6.00								108								72 AVERAGE
	Limit	Read	Ant	Cable	Preamp	Aux	APos	TPos																																																																																																										
Freq	Level	Line	Margin	Level	Factor	Loss	Factor																																																																																																											
MHz	dBuV/m	dBuV/m	dB	dBuV	dB/m	dB	dB																																																																																																											
1 2388.91	44.66	54.00	-9.34	28.44	32.38	8.77	30.93																																																																																																											
							6.00																																																																																																											
							108																																																																																																											
							72 AVERAGE																																																																																																											
Limit	Read	Ant	Cable	Preamp	Aux	APos	TPos																																																																																																											
Freq	Level	Line	Margin	Level	Factor	Loss	Factor																																																																																																											
MHz	dBuV/m	dBuV/m	dB	dBuV	dB/m	dB	dB																																																																																																											
1 2402.00	94.11	54.00	-40.11	28.44	32.38	8.77	30.93																																																																																																											
							6.00																																																																																																											
							108																																																																																																											
							72 AVERAGE																																																																																																											



Mode	25																																																																																																																																						
	Harmonic																																																																																																																																						
	2400-2483.5_NRF_CH00_2402MHz																																																																																																																																						
ANT	3																																																																																																																																						
Pol.	Horizontal	Vertical																																																																																																																																					
Peak Avg																																																																																																																																							
	<table border="1"> <thead> <tr> <th></th> <th>Limit</th> <th>Read</th> <th>Ant</th> <th>Cable</th> <th>Preamp</th> <th>Aux</th> <th>APos</th> <th>TPos</th> <th></th> </tr> <tr> <th>Freq</th> <th>Level</th> <th>Line Margin</th> <th>Level Factor</th> <th>Loss Factor</th> <th>Loss Factor</th> <th>Factor</th> <th></th> <th></th> <th>Remark</th> </tr> <tr> <th></th> <th>MHz</th> <th>dBuV/m</th> <th>dBuV/m</th> <th>dB</th> <th>dBuV</th> <th>dB/m</th> <th>dB</th> <th>dB</th> <th>cm</th> <th>deg</th> </tr> </thead> <tbody> <tr> <td>1</td> <td>4804.00</td> <td>46.21</td> <td>74.00</td> <td>-27.79</td> <td>65.07</td> <td>34.29</td> <td>12.54</td> <td>65.69</td> <td>0.00</td> <td>--</td> <td>PEAK</td> </tr> <tr> <td>2</td> <td>4992.00</td> <td>52.63</td> <td>74.00</td> <td>-21.37</td> <td>71.64</td> <td>34.05</td> <td>12.28</td> <td>65.34</td> <td>0.00</td> <td>100</td> <td>304 PEAK</td> </tr> <tr> <td>3</td> <td>4992.00</td> <td>41.37</td> <td>54.00</td> <td>-12.63</td> <td>60.38</td> <td>34.05</td> <td>12.28</td> <td>65.34</td> <td>0.00</td> <td>100</td> <td>304 AVERAGE</td> </tr> </tbody> </table>		Limit	Read	Ant	Cable	Preamp	Aux	APos	TPos		Freq	Level	Line Margin	Level Factor	Loss Factor	Loss Factor	Factor			Remark		MHz	dBuV/m	dBuV/m	dB	dBuV	dB/m	dB	dB	cm	deg	1	4804.00	46.21	74.00	-27.79	65.07	34.29	12.54	65.69	0.00	--	PEAK	2	4992.00	52.63	74.00	-21.37	71.64	34.05	12.28	65.34	0.00	100	304 PEAK	3	4992.00	41.37	54.00	-12.63	60.38	34.05	12.28	65.34	0.00	100	304 AVERAGE	<table border="1"> <thead> <tr> <th></th> <th>Limit</th> <th>Read</th> <th>Ant</th> <th>Cable</th> <th>Preamp</th> <th>Aux</th> <th>APos</th> <th>TPos</th> <th></th> </tr> <tr> <th>Freq</th> <th>Level</th> <th>Line Margin</th> <th>Level Factor</th> <th>Loss Factor</th> <th>Loss Factor</th> <th>Factor</th> <th></th> <th></th> <th>Remark</th> </tr> <tr> <th></th> <th>MHz</th> <th>dBuV/m</th> <th>dBuV/m</th> <th>dB</th> <th>dBuV</th> <th>dB/m</th> <th>dB</th> <th>dB</th> <th>cm</th> <th>deg</th> </tr> </thead> <tbody> <tr> <td>1</td> <td>4804.00</td> <td>45.64</td> <td>74.00</td> <td>-28.36</td> <td>64.50</td> <td>34.29</td> <td>12.54</td> <td>65.69</td> <td>0.00</td> <td>--</td> <td>PEAK</td> </tr> <tr> <td>2</td> <td>4986.00</td> <td>54.10</td> <td>74.00</td> <td>-19.90</td> <td>73.13</td> <td>34.08</td> <td>12.24</td> <td>65.35</td> <td>0.00</td> <td>100</td> <td>314 PEAK</td> </tr> <tr> <td>3</td> <td>4986.00</td> <td>43.91</td> <td>54.00</td> <td>-10.09</td> <td>62.94</td> <td>34.08</td> <td>12.24</td> <td>65.35</td> <td>0.00</td> <td>100</td> <td>314 AVERAGE</td> </tr> </tbody> </table>		Limit	Read	Ant	Cable	Preamp	Aux	APos	TPos		Freq	Level	Line Margin	Level Factor	Loss Factor	Loss Factor	Factor			Remark		MHz	dBuV/m	dBuV/m	dB	dBuV	dB/m	dB	dB	cm	deg	1	4804.00	45.64	74.00	-28.36	64.50	34.29	12.54	65.69	0.00	--	PEAK	2	4986.00	54.10	74.00	-19.90	73.13	34.08	12.24	65.35	0.00	100	314 PEAK	3	4986.00	43.91	54.00	-10.09	62.94	34.08	12.24	65.35	0.00	100
	Limit	Read	Ant	Cable	Preamp	Aux	APos	TPos																																																																																																																															
Freq	Level	Line Margin	Level Factor	Loss Factor	Loss Factor	Factor			Remark																																																																																																																														
	MHz	dBuV/m	dBuV/m	dB	dBuV	dB/m	dB	dB	cm	deg																																																																																																																													
1	4804.00	46.21	74.00	-27.79	65.07	34.29	12.54	65.69	0.00	--	PEAK																																																																																																																												
2	4992.00	52.63	74.00	-21.37	71.64	34.05	12.28	65.34	0.00	100	304 PEAK																																																																																																																												
3	4992.00	41.37	54.00	-12.63	60.38	34.05	12.28	65.34	0.00	100	304 AVERAGE																																																																																																																												
	Limit	Read	Ant	Cable	Preamp	Aux	APos	TPos																																																																																																																															
Freq	Level	Line Margin	Level Factor	Loss Factor	Loss Factor	Factor			Remark																																																																																																																														
	MHz	dBuV/m	dBuV/m	dB	dBuV	dB/m	dB	dB	cm	deg																																																																																																																													
1	4804.00	45.64	74.00	-28.36	64.50	34.29	12.54	65.69	0.00	--	PEAK																																																																																																																												
2	4986.00	54.10	74.00	-19.90	73.13	34.08	12.24	65.35	0.00	100	314 PEAK																																																																																																																												
3	4986.00	43.91	54.00	-10.09	62.94	34.08	12.24	65.35	0.00	100	314 AVERAGE																																																																																																																												



Mode	26																																																																																																																																																																														
	Harmonic																																																																																																																																																																														
	2400-2483.5_NRF_CH19_2440MHz																																																																																																																																																																														
ANT	3																																																																																																																																																																														
Pol.	Horizontal	Vertical																																																																																																																																																																													
Peak Avg	<table border="1"> <thead> <tr> <th>Limit</th> <th>Read</th> <th>Ant</th> <th>Cable</th> <th>Preamp</th> <th>Aux</th> <th>APos</th> <th>TPos</th> <th>Remark</th> </tr> <tr> <th>Freq</th> <th>Level</th> <th>Line Margin</th> <th>Level</th> <th>Factor</th> <th>Loss Factor</th> <th>Factor</th> <th></th> <th></th> </tr> <tr> <th>MHz</th> <th>dBuV/m</th> <th>dBuV/m</th> <th>dB</th> <th>dBuV</th> <th>dB/m</th> <th>dB</th> <th>dB</th> <th>cm</th> <th>deg</th> </tr> </thead> <tbody> <tr> <td>1</td> <td>4880.00</td> <td>42.81</td> <td>74.00</td> <td>-31.19</td> <td>62.09</td> <td>34.20</td> <td>12.07</td> <td>65.55</td> <td>0.00</td> <td>--</td> <td>--</td> <td>PEAK</td> </tr> <tr> <td>2</td> <td>4995.00</td> <td>51.91</td> <td>74.00</td> <td>-22.09</td> <td>70.91</td> <td>34.03</td> <td>12.30</td> <td>65.33</td> <td>0.00</td> <td>100</td> <td>304</td> <td>PEAK</td> </tr> <tr> <td>3</td> <td>4995.00</td> <td>41.58</td> <td>54.00</td> <td>-12.42</td> <td>60.58</td> <td>34.03</td> <td>12.30</td> <td>65.33</td> <td>0.00</td> <td>100</td> <td>304</td> <td>AVERAGE</td> </tr> <tr> <td>4</td> <td>7320.00</td> <td>43.33</td> <td>74.00</td> <td>-30.67</td> <td>57.40</td> <td>35.80</td> <td>14.98</td> <td>64.85</td> <td>0.00</td> <td>--</td> <td>--</td> <td>PEAK</td> </tr> </tbody> </table>	Limit	Read	Ant	Cable	Preamp	Aux	APos	TPos	Remark	Freq	Level	Line Margin	Level	Factor	Loss Factor	Factor			MHz	dBuV/m	dBuV/m	dB	dBuV	dB/m	dB	dB	cm	deg	1	4880.00	42.81	74.00	-31.19	62.09	34.20	12.07	65.55	0.00	--	--	PEAK	2	4995.00	51.91	74.00	-22.09	70.91	34.03	12.30	65.33	0.00	100	304	PEAK	3	4995.00	41.58	54.00	-12.42	60.58	34.03	12.30	65.33	0.00	100	304	AVERAGE	4	7320.00	43.33	74.00	-30.67	57.40	35.80	14.98	64.85	0.00	--	--	PEAK	<table border="1"> <thead> <tr> <th>Limit</th> <th>Read</th> <th>Ant</th> <th>Cable</th> <th>Preamp</th> <th>Aux</th> <th>APos</th> <th>TPos</th> <th>Remark</th> </tr> <tr> <th>Freq</th> <th>Level</th> <th>Line Margin</th> <th>Level</th> <th>Factor</th> <th>Loss Factor</th> <th>Factor</th> <th></th> <th></th> </tr> <tr> <th>MHz</th> <th>dBuV/m</th> <th>dBuV/m</th> <th>dB</th> <th>dBuV</th> <th>dB/m</th> <th>dB</th> <th>dB</th> <th>cm</th> <th>deg</th> </tr> </thead> <tbody> <tr> <td>1</td> <td>4880.00</td> <td>47.00</td> <td>74.00</td> <td>-27.00</td> <td>66.28</td> <td>34.20</td> <td>12.07</td> <td>65.55</td> <td>0.00</td> <td>100</td> <td>360</td> <td>PEAK</td> </tr> <tr> <td>2</td> <td>4880.00</td> <td>39.69</td> <td>54.00</td> <td>-14.31</td> <td>58.97</td> <td>34.20</td> <td>12.07</td> <td>65.55</td> <td>0.00</td> <td>100</td> <td>360</td> <td>AVERAGE</td> </tr> <tr> <td>3</td> <td>4987.00</td> <td>53.80</td> <td>74.00</td> <td>-20.20</td> <td>72.62</td> <td>34.00</td> <td>12.25</td> <td>65.35</td> <td>0.00</td> <td>100</td> <td>311</td> <td>PEAK</td> </tr> <tr> <td>4</td> <td>4987.00</td> <td>43.84</td> <td>54.00</td> <td>-10.16</td> <td>62.86</td> <td>34.00</td> <td>12.25</td> <td>65.35</td> <td>0.00</td> <td>100</td> <td>311</td> <td>AVERAGE</td> </tr> <tr> <td>5</td> <td>7320.00</td> <td>42.29</td> <td>74.00</td> <td>-31.71</td> <td>56.36</td> <td>35.80</td> <td>14.98</td> <td>64.85</td> <td>0.00</td> <td>--</td> <td>--</td> <td>PEAK</td> </tr> </tbody> </table>	Limit	Read	Ant	Cable	Preamp	Aux	APos	TPos	Remark	Freq	Level	Line Margin	Level	Factor	Loss Factor	Factor			MHz	dBuV/m	dBuV/m	dB	dBuV	dB/m	dB	dB	cm	deg	1	4880.00	47.00	74.00	-27.00	66.28	34.20	12.07	65.55	0.00	100	360	PEAK	2	4880.00	39.69	54.00	-14.31	58.97	34.20	12.07	65.55	0.00	100	360	AVERAGE	3	4987.00	53.80	74.00	-20.20	72.62	34.00	12.25	65.35	0.00	100	311	PEAK	4	4987.00	43.84	54.00	-10.16	62.86	34.00	12.25	65.35	0.00	100	311	AVERAGE	5	7320.00	42.29	74.00	-31.71	56.36	35.80	14.98	64.85	0.00	--	--	PEAK
Limit	Read	Ant	Cable	Preamp	Aux	APos	TPos	Remark																																																																																																																																																																							
Freq	Level	Line Margin	Level	Factor	Loss Factor	Factor																																																																																																																																																																									
MHz	dBuV/m	dBuV/m	dB	dBuV	dB/m	dB	dB	cm	deg																																																																																																																																																																						
1	4880.00	42.81	74.00	-31.19	62.09	34.20	12.07	65.55	0.00	--	--	PEAK																																																																																																																																																																			
2	4995.00	51.91	74.00	-22.09	70.91	34.03	12.30	65.33	0.00	100	304	PEAK																																																																																																																																																																			
3	4995.00	41.58	54.00	-12.42	60.58	34.03	12.30	65.33	0.00	100	304	AVERAGE																																																																																																																																																																			
4	7320.00	43.33	74.00	-30.67	57.40	35.80	14.98	64.85	0.00	--	--	PEAK																																																																																																																																																																			
Limit	Read	Ant	Cable	Preamp	Aux	APos	TPos	Remark																																																																																																																																																																							
Freq	Level	Line Margin	Level	Factor	Loss Factor	Factor																																																																																																																																																																									
MHz	dBuV/m	dBuV/m	dB	dBuV	dB/m	dB	dB	cm	deg																																																																																																																																																																						
1	4880.00	47.00	74.00	-27.00	66.28	34.20	12.07	65.55	0.00	100	360	PEAK																																																																																																																																																																			
2	4880.00	39.69	54.00	-14.31	58.97	34.20	12.07	65.55	0.00	100	360	AVERAGE																																																																																																																																																																			
3	4987.00	53.80	74.00	-20.20	72.62	34.00	12.25	65.35	0.00	100	311	PEAK																																																																																																																																																																			
4	4987.00	43.84	54.00	-10.16	62.86	34.00	12.25	65.35	0.00	100	311	AVERAGE																																																																																																																																																																			
5	7320.00	42.29	74.00	-31.71	56.36	35.80	14.98	64.85	0.00	--	--	PEAK																																																																																																																																																																			



Mode	27																																																																																			
	Band Edge																																																																																			
	2400-2483.5_NRF_CH39_2480MHz																																																																																			
ANT	3																																																																																			
Pol.	Horizontal	Fundamental																																																																																		
Peak	<table border="1"> <thead> <tr> <th>Limit</th> <th>Read</th> <th>Ant</th> <th>Cable</th> <th>Preamp</th> <th>Aux</th> <th>APos</th> <th>TPos</th> </tr> <tr> <th>Freq</th> <th>Level</th> <th>Line</th> <th>Margin</th> <th>Level</th> <th>Factor</th> <th>Loss</th> <th>Factor</th> <th>Factor</th> <th>Factor</th> <th>Remark</th> </tr> <tr> <th>MHz</th> <th>dBuV/m</th> <th>dBuV/m</th> <th>dB</th> <th>dBuV</th> <th>dB/m</th> <th>dB</th> <th>dB</th> <th>dB</th> <th>cm</th> <th>deg</th> </tr> </thead> <tbody> <tr> <td>1 2483.56</td> <td>59.21</td> <td>74.00</td> <td>-14.79</td> <td>42.90</td> <td>32.40</td> <td>8.88</td> <td>30.97</td> <td>6.00</td> <td>186</td> <td>360 PEAK</td> </tr> </tbody> </table>	Limit	Read	Ant	Cable	Preamp	Aux	APos	TPos	Freq	Level	Line	Margin	Level	Factor	Loss	Factor	Factor	Factor	Remark	MHz	dBuV/m	dBuV/m	dB	dBuV	dB/m	dB	dB	dB	cm	deg	1 2483.56	59.21	74.00	-14.79	42.90	32.40	8.88	30.97	6.00	186	360 PEAK	<table border="1"> <thead> <tr> <th>Limit</th> <th>Read</th> <th>Ant</th> <th>Cable</th> <th>Preamp</th> <th>Aux</th> <th>APos</th> <th>TPos</th> </tr> <tr> <th>Freq</th> <th>Level</th> <th>Line</th> <th>Margin</th> <th>Level</th> <th>Factor</th> <th>Loss</th> <th>Factor</th> <th>Factor</th> <th>Factor</th> <th>Remark</th> </tr> <tr> <th>MHz</th> <th>dBuV/m</th> <th>dBuV/m</th> <th>dB</th> <th>dBuV</th> <th>dB/m</th> <th>dB</th> <th>dB</th> <th>dB</th> <th>cm</th> <th>deg</th> </tr> </thead> <tbody> <tr> <td>1 2480.00</td> <td>94.19</td> <td>77.88</td> <td>32.40</td> <td>8.88</td> <td>30.97</td> <td>6.00</td> <td>186</td> <td>360</td> <td>PEAK</td> <td></td> </tr> </tbody> </table>	Limit	Read	Ant	Cable	Preamp	Aux	APos	TPos	Freq	Level	Line	Margin	Level	Factor	Loss	Factor	Factor	Factor	Remark	MHz	dBuV/m	dBuV/m	dB	dBuV	dB/m	dB	dB	dB	cm	deg	1 2480.00	94.19	77.88	32.40	8.88	30.97	6.00	186	360	PEAK	
	Limit	Read	Ant	Cable	Preamp	Aux	APos	TPos																																																																												
Freq	Level	Line	Margin	Level	Factor	Loss	Factor	Factor	Factor	Remark																																																																										
MHz	dBuV/m	dBuV/m	dB	dBuV	dB/m	dB	dB	dB	cm	deg																																																																										
1 2483.56	59.21	74.00	-14.79	42.90	32.40	8.88	30.97	6.00	186	360 PEAK																																																																										
Limit	Read	Ant	Cable	Preamp	Aux	APos	TPos																																																																													
Freq	Level	Line	Margin	Level	Factor	Loss	Factor	Factor	Factor	Remark																																																																										
MHz	dBuV/m	dBuV/m	dB	dBuV	dB/m	dB	dB	dB	cm	deg																																																																										
1 2480.00	94.19	77.88	32.40	8.88	30.97	6.00	186	360	PEAK																																																																											
Avg	<table border="1"> <thead> <tr> <th>Limit</th> <th>Read</th> <th>Ant</th> <th>Cable</th> <th>Preamp</th> <th>Aux</th> <th>APos</th> <th>TPos</th> </tr> <tr> <th>Freq</th> <th>Level</th> <th>Line</th> <th>Margin</th> <th>Level</th> <th>Factor</th> <th>Loss</th> <th>Factor</th> <th>Factor</th> <th>Factor</th> <th>Remark</th> </tr> <tr> <th>MHz</th> <th>dBuV/m</th> <th>dBuV/m</th> <th>dB</th> <th>dBuV</th> <th>dB/m</th> <th>dB</th> <th>dB</th> <th>dB</th> <th>cm</th> <th>deg</th> </tr> </thead> <tbody> <tr> <td>1 2484.64</td> <td>44.97</td> <td>54.00</td> <td>-9.03</td> <td>28.66</td> <td>32.40</td> <td>8.88</td> <td>30.97</td> <td>6.00</td> <td>186</td> <td>360 AVERAGE</td> </tr> </tbody> </table>	Limit	Read	Ant	Cable	Preamp	Aux	APos	TPos	Freq	Level	Line	Margin	Level	Factor	Loss	Factor	Factor	Factor	Remark	MHz	dBuV/m	dBuV/m	dB	dBuV	dB/m	dB	dB	dB	cm	deg	1 2484.64	44.97	54.00	-9.03	28.66	32.40	8.88	30.97	6.00	186	360 AVERAGE	<table border="1"> <thead> <tr> <th>Limit</th> <th>Read</th> <th>Ant</th> <th>Cable</th> <th>Preamp</th> <th>Aux</th> <th>APos</th> <th>TPos</th> </tr> <tr> <th>Freq</th> <th>Level</th> <th>Line</th> <th>Margin</th> <th>Level</th> <th>Factor</th> <th>Loss</th> <th>Factor</th> <th>Factor</th> <th>Factor</th> <th>Remark</th> </tr> <tr> <th>MHz</th> <th>dBuV/m</th> <th>dBuV/m</th> <th>dB</th> <th>dBuV</th> <th>dB/m</th> <th>dB</th> <th>dB</th> <th>dB</th> <th>cm</th> <th>deg</th> </tr> </thead> <tbody> <tr> <td>1 2480.00</td> <td>93.22</td> <td>76.91</td> <td>32.40</td> <td>8.88</td> <td>30.97</td> <td>6.00</td> <td>186</td> <td>360</td> <td>AVERAGE</td> <td></td> </tr> </tbody> </table>	Limit	Read	Ant	Cable	Preamp	Aux	APos	TPos	Freq	Level	Line	Margin	Level	Factor	Loss	Factor	Factor	Factor	Remark	MHz	dBuV/m	dBuV/m	dB	dBuV	dB/m	dB	dB	dB	cm	deg	1 2480.00	93.22	76.91	32.40	8.88	30.97	6.00	186	360	AVERAGE	
Limit	Read	Ant	Cable	Preamp	Aux	APos	TPos																																																																													
Freq	Level	Line	Margin	Level	Factor	Loss	Factor	Factor	Factor	Remark																																																																										
MHz	dBuV/m	dBuV/m	dB	dBuV	dB/m	dB	dB	dB	cm	deg																																																																										
1 2484.64	44.97	54.00	-9.03	28.66	32.40	8.88	30.97	6.00	186	360 AVERAGE																																																																										
Limit	Read	Ant	Cable	Preamp	Aux	APos	TPos																																																																													
Freq	Level	Line	Margin	Level	Factor	Loss	Factor	Factor	Factor	Remark																																																																										
MHz	dBuV/m	dBuV/m	dB	dBuV	dB/m	dB	dB	dB	cm	deg																																																																										
1 2480.00	93.22	76.91	32.40	8.88	30.97	6.00	186	360	AVERAGE																																																																											