



**APPENDIX 1: Photographs of test setup**

**Conducted Emission**



**Photo 1**



**Photo 2**

### Radiated Spurious Emission



Photo 1




Photo 2

**Worst Case Position (Horizontal: X-axis/ Vertical:Z-axis)**


**X-axis**



**Y-axis**

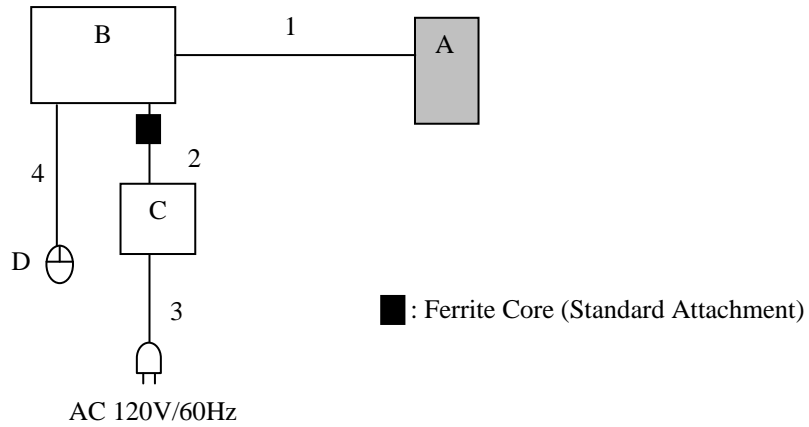


**Z-axis**




**Configuration and peripherals**

**< Conducted Emission >**



**< Other test than Conducted Emission >**



\* Cabling and setup(s) were taken into consideration and test data was taken under worse case conditions.

**Description of EUT and Support equipment**

No.	Item	Model number	Serial number	Manufacturer	Remarks
A	Wireless Controller	CECH-ZCM1U	1 *1) 12 *2)	Weifang Goertek Electronics Co., Ltd	EUT
B	Laptop PC	2372-EJ1	LV-YX278	IBM	-
C	AC Adapter	02K6810	11S02K6810Z1Z3BJ5 77772	IBM	-
D	Mouse	M-UB48	LZE02601001	Logitech	-

\*1) Used for Conducted / Radiated Emission tests

\*2) Used for Antenna Terminal Conducted test.

**List of cables used**

No.	Name	Length (m)	Shield		Remarks
			Cable	Connector	
1	USB Cable	3.0	Shielded	Shielded	-
2	DC Cable	1.7	Shielded	Shielded	-
3	AC Cable	0.9	Unshielded	Unshielded	-
4	USB Mouse Cable	0.8	Shielded	Shielded	-

**UL Japan, Inc.**

**Head Office EMC Lab.**

4383-326 Asama-cho, Ise-shi, Mie-ken 516-0021 JAPAN

Telephone : +81 596 24 8116

Facsimile : +81 596 24 8124