

ELECTROMAGNETIC EMISSIONS COMPLIANCE REPORT

INTENTIONAL RADIATOR CERTIFICATION TO FCC PART 15 SUBPART C REQUIREMENT

OF

Product Name: Bluetooth headset

Brand Name: GoerTek Electronics

Model Name: GBH702, GBH703

Model Difference: Variant in exterior looks.

FCC ID: SZG-GBH70X

Report No.: EF/2006/C0004-04

Issue Date: Jul 27, 2007


FCC Rule Part: §15.247

GoerTek Electronics.

Prepared for: Chuangye Building, Hi-Tech Industrial
Park, Qingdao, Shandong266061, China

SGS Taiwan Ltd.

Prepared by: No. 134, Wu Kung Rd., Wuku Industrial
Zone, Taipei County, Taiwan.



Note: This report shall not be reproduced except in full, without the written approval of SGS Taiwan Ltd. This document may be altered or revised by SGS Taiwan Ltd. personnel only, and shall be noted in the revision section of the document.

This document is issued by the Company subject to its General Conditions of Service printed overleaf or available on request and accessible at www.sgs.com. Attention is drawn to the limitations of liability, indemnification, and Jurisdictional issued defined therein. Unless otherwise stated, the results shown in this test report refer only to the sample(s) tested. This document cannot be reproduced except in full, without prior approval of Company. Any unauthorized alteration, forgery or falsification of the content or appearance of this report is unlawful and offenders may be prosecuted to the fullest extent of the law. 此報告是遵循本公司訂定之通用服務條款所製作發放，請注意此條款列印於背面，亦可在www.sgs.com中查閱。將本公司之義務、免責、管轄權皆明確規範之。除非另有說明，此報告結果僅對檢驗之樣品負責。本報告未經本公司書面許可，不可部份複製。對本報告內容或外觀之任何未經授權之變更、偽造、竄改皆屬非法，違犯者將會被依法追訴。

VERIFICATION OF COMPLIANCE

Applicant: GoerTek Electronics.
Chuangye Building, Hi-Tech Industrial Park, Qingdao, Shandong266061, China

Equipment Under Test: Bluetooth headset

FCC ID: SZG-GBH70X

Brand Name: GoerTek Electronics

Model No.: GBH702, GBH703

Model Difference: N/A

File Number: EF/2006/C0004-04

Date of test: Jul. 20, 2007 ~ Jul. 26, 2007

Date of EUT Received: Jul. 19, 2007

We hereby certify that:

The above equipment was tested by SGS Taiwan Ltd. The test data, data evaluation, test procedures, and equipment configurations shown in this report were made in accordance with the procedures given in ANSI C63.4 (2003) and the energy emitted by the sample EUT tested as described in this report is in compliance with conducted and radiated emission limits of FCC Rules Part 15.247

The test results of this report relate only to the tested sample identified in this report.

| | | | |
|---------------------|---|-------------|---------------|
| Test By: |  | Date | Jul. 27, 2007 |
| | <hr/> | | <hr/> |
| | <i>Sky Wang / Sr. Engineer</i> | | |
| Prepared By: |  | Date | Jul. 27, 2007 |
| | <hr/> | | <hr/> |
| | <i>Gigi Yeh / Clerk</i> | | |
| Approved By: |  | Date | Jul. 27, 2007 |
| | <hr/> | | <hr/> |
| | <i>Vincent Su / Manager</i> | | |

This document is issued by the Company subject to its General Conditions of Service printed overleaf or available on request and accessible at www.sgs.com. Attention is drawn to the limitations of liability, indemnification, and Jurisdictional issued defined therein. Unless otherwise stated, the results shown in this test report refer only to the sample(s) tested. This document cannot be reproduced except in full, without prior approval of Company. Any unauthorized alteration, forgery or falsification of the content or appearance of this report is unlawful and offenders may be prosecuted to the fullest extent of the law. 此報告是遵循本公司訂定之通用服務條款所製作發放，請注意此條款列印於背面，亦可在www.sgs.com中查閱。將本公司之義務，免責，管轄權皆明確規範之。除非另有說明，此報告結果僅對檢驗之樣品負責。本報告未經本公司書面許可，不可部份複製。對本報告內容或外觀之任何未經授權之變更、偽造、竄改皆屬非法，違犯者將會被依法追訴。

Version

| Version No. | Date |
|-------------|---------------|
| 00 | Jul. 27, 2007 |
| | |
| | |

This document is issued by the Company subject to its General Conditions of Service printed overleaf or available on request and accessible at www.sgs.com. Attention is drawn to the limitations of liability, indemnification, and Jurisdictional issued defined therein. Unless otherwise stated, the results shown in this test report refer only to the sample(s) tested. This document cannot be reproduced except in full, without prior approval of Company. Any unauthorized alteration, forgery or falsification of the content or appearance of this report is unlawful and offenders may be prosecuted to the fullest extent of the law. 此報告是遵循本公司訂定之通用服務條款所製作發放，請注意此條款列印於背面，亦可在www.sgs.com中查閱。將本公司之義務，免責，管轄權皆明確規範之。除非另有說明，此報告結果僅對檢驗之樣品負責。本報告未經本公司書面許可，不可部份複製。對本報告內容或外觀之任何未經授權之變更、偽造、竄改皆屬非法，違犯者將會被依法追訴。

Table of Contents

| | |
|---|-----------|
| 1. GENERAL INFORMATION | 7 |
| 1.1. Product Description | 7 |
| 1.2. Related Submittal(s) / Grant (s) | 7 |
| 1.3. Test Methodology | 7 |
| 1.4. Test Facility | 7 |
| 1.5. Special Accessories | 7 |
| 1.6. Equipment Modifications | 7 |
| 2. SYSTEM TEST CONFIGURATION | 8 |
| 2.1. EUT Configuration | 8 |
| 2.2. EUT Exercise | 8 |
| 2.3. Test Procedure | 8 |
| 2.4. Configuration of Tested System | 9 |
| 3. SUMMARY OF TEST RESULTS | 10 |
| 4. DESCRIPTION OF TEST MODES | 10 |
| 5. CONDUCTED EMISSION TEST | 11 |
| 5.1. Standard Applicable | 11 |
| 5.2. EUT Setup | 11 |
| 5.3. Measurement Procedure | 11 |
| 5.4. Measurement Equipment Used: | 12 |
| 5.5. Measurement Result | 12 |
| 6. PEAK OUTPUT POWER MEASUREMENT | 13 |
| 6.1. Standard Applicable | 15 |
| 6.2. Measurement Procedure | 15 |
| 6.3. Measurement Result | 15 |
| 6.4. Measurement Equipment Used: | 15 |
| 7. 20dB BAND WIDTH | 18 |
| 7.1. Standard Applicable | 18 |
| 7.2. Measurement Procedure | 18 |
| 7.3. Measurement Result | 18 |
| 7.4. Measurement Equipment Used: | 18 |

This document is issued by the Company subject to its General Conditions of Service printed overleaf or available on request and accessible at www.sgs.com. Attention is drawn to the limitations of liability, indemnification, and Jurisdictional issued defined therein. Unless otherwise stated, the results shown in this test report refer only to the sample(s) tested. This document cannot be reproduced except in full, without prior approval of Company. Any unauthorized alteration, forgery or falsification of the content or appearance of this report is unlawful and offenders may be prosecuted to the fullest extent of the law. 此報告是遵循本公司訂定之通用服務條款所製作發放，請注意此條款列印於背面，亦可在www.sgs.com中查閱。將本公司之義務，免責，管轄權皆明確規範之。除非另有說明，此報告結果僅對檢驗之樣品負責。本報告未經本公司書面許可，不可部份複製。對本報告內容或外觀之任何未經授權之變更、偽造、竄改皆屬非法，違犯者將會被依法追訴。

| | |
|---|-----------|
| 8. 100KHz BANDWIDTH OF BAND EDGES MEASUREMENT..... | 21 |
| 8.1. Standard Applicable | 21 |
| 8.2. Measurement Procedure..... | 21 |
| 8.3. Measurement Result..... | 21 |
| 8.4. Measurement Equipment Used: | 21 |
| 9. SPURIOUS RADIATED EMISSION TEST..... | 26 |
| 9.1. Standard Applicable | 26 |
| 9.2. EUT Setup..... | 26 |
| 9.3. Measurement Procedure..... | 26 |
| 9.4. Test SET-UP (Block Diagram of Configuration)..... | 27 |
| 9.5. Measurement Equipment Used: | 28 |
| 9.6. Field Strength Calculation | 28 |
| 9.7. Measurement Result..... | 28 |
| 10. FREQUENCY SEPARATION | 41 |
| 10.1. Standard Applicable | 41 |
| 10.2. Measurement Procedure..... | 41 |
| 10.3. Measurement Result..... | 41 |
| 10.4. Measurement Equipment Used: | 41 |
| 11. NUMBER OF HOPPING FREQUENCY | 43 |
| 11.1. Standard Applicable | 43 |
| 11.2. Measurement Procedure..... | 43 |
| 11.3. Measurement Result..... | 43 |
| 11.4. Measurement Equipment Used: | 44 |
| 12. TIME OF OCCUPANCY (DWELL TIME) | 46 |
| 12.1. Standard Applicable | 46 |
| 12.2. Measurement Procedure..... | 46 |
| 12.3. Measurement Result..... | 46 |
| 12.4. Measurement Equipment Used: | 47 |
| 13. Peak Power Spectral Density | 54 |
| 13.1. Standard Applicable | 54 |
| 13.2. Measurement Procedure..... | 54 |
| 13.3. Measurement Result..... | 54 |
| 13.4. Measurement Equipment Used: | 54 |

This document is issued by the Company subject to its General Conditions of Service printed overleaf or available on request and accessible at www.sgs.com. Attention is drawn to the limitations of liability, indemnification, and Jurisdictional issued defined therein. Unless otherwise stated, the results shown in this test report refer only to the sample(s) tested. This document cannot be reproduced except in full, without prior approval of Company. Any unauthorized alteration, forgery or falsification of the content or appearance of this report is unlawful and offenders may be prosecuted to the fullest extent of the law. 此報告是遵循本公司訂定之通用服務條款所製作發放，請注意此條款列印於背面，亦可在www.sgs.com中查閱。將本公司之義務，免責，管轄權皆明確規範之。除非另有說明，此報告結果僅對檢驗之樣品負責。本報告未經本公司書面許可，不可部份複製。對本報告內容或外觀之任何未經授權之變更、偽造、竄改皆屬非法，違犯者將會被依法追訴。

| | |
|--|-----------|
| 14. ANTENNA REQUIREMENT | 57 |
| 14.1. Standard Applicable | 57 |
| 14.2. Antenna Connected Construction | 57 |
| APPENDIX 1 PHOTOGRPHS OF SET UP | 58 |
| APPENDIX 2 PHOTOGRPHS OF EUT | 61 |

This document is issued by the Company subject to its General Conditions of Service printed overleaf or available on request and accessible at www.sgs.com. Attention is drawn to the limitations of liability, indemnification, and Jurisdictional issued defined therein. Unless otherwise stated, the results shown in this test report refer only to the sample(s) tested. This document cannot be reproduced except in full, without prior approval of Company. Any unauthorized alteration, forgery or falsification of the content or appearance of this report is unlawful and offenders may be prosecuted to the fullest extent of the law. 此報告是遵循本公司訂定之通用服務條款所製作發放，請注意此條款列印於背面，亦可在www.sgs.com中查閱。將本公司之義務，免責，管轄權皆明確規範之。除非另有說明，此報告結果僅對檢驗之樣品負責。本報告未經本公司書面許可，不可部份複製。對本報告內容或外觀之任何未經授權之變更、偽造、竄改皆屬非法，違犯者將會被依法追訴。

1. GENERAL INFORMATION

1.1. Product Description

The GoerTek Electronics, Model: GBH702 GBH703 are Bluetooth headset

The EUT is compliance with Bluetooth Standard.

A major technical descriptions of EUT is described as following:

- A). Operation Frequency: 2402 – 2480MHz, 79 channels
- B). Rated output power: 2.75dBm
- C). Modulation type: Frequency Hopping Spread Spectrum (FHSS)
- D). Antenna Designation: Micro-strip Antenna, -0.7dBi, Non-User Replaceable (Fixed)
- E). Power Supply: 3.7Vdc re-chargeable battery or
5 Vdc from AC/DC adapters, model: 7501SD-5050A-UL

1.2. Related Submittal(s) / Grant (s)

This submittal(s) (test report) is intended for FCC ID: **SZG-GBH70X** filing to comply with Section 15.247 of the FCC Part 15, Subpart C Rule. The composite system (receiver) is compliance with Subpart B is authorized under a Doc procedure.

1.3. Test Methodology

Both conducted and radiated testing were performed according to the procedures in ANSI C63.4 (2003). Radiated testing was performed at an antenna to EUT distance 3 meters.

1.4. Test Facility

The open area test site and conducted measurement facility used to collect the radiated data is located on the address of SGS Taiwan Ltd. No. 134, Wu Kung Rd., Wuku Industrial Zone, Taipei Country, Taiwan. The Open Area Test Sites and the Line Conducted labs are constructed and calibrated to meet the FCC requirements in documents ANSI C63.4: 2003 and CISPR 22/EN 55022 requirements. Site No. 1(3 &10 meters) Registration Number: 94644, 3m Semi-Anechoic chamber FCC Registration Number: 23194 and Canada Registration Number: 4620A-1.

1.5. Special Accessories

Not available for this EUT intended for grant.

1.6. Equipment Modifications

Not available for this EUT intended for grant.

This document is issued by the Company subject to its General Conditions of Service printed overleaf or available on request and accessible at www.sgs.com. Attention is drawn to the limitations of liability, indemnification, and Jurisdictional issued defined therein. Unless otherwise stated, the results shown in this test report refer only to the sample(s) tested. This document cannot be reproduced except in full, without prior approval of Company. Any unauthorized alteration, forgery or falsification of the content or appearance of this report is unlawful and offenders may be prosecuted to the fullest extent of the law. 此報告是遵循本公司訂定之通用服務條款所製作發放，請注意此條款列印於背面，亦可在www.sgs.com中查閱。將本公司之義務，免責，管轄權皆明確規範之。除非另有說明，此報告結果僅對檢驗之樣品負責。本報告未經本公司書面許可，不可部份複製。對本報告內容或外觀之任何未經授權之變更、偽造、竄改皆屬非法，違犯者將會被依法追訴。

2. SYSTEM TEST CONFIGURATION

2.1. EUT Configuration

The EUT configuration for testing is installed on RF field strength measurement to meet the Commissions requirement and operating in a manner which intends to maximize its emission characteristics in a continuous normal application.

2.2. EUT Exercise

The EUT (Transmitter) was operated in the engineering mode to fix the Tx frequency that was for the purpose of the measurements.

2.3. Test Procedure

2.3.1 Conducted Emissions

The EUT is placed on a turn table which is 0.8 m above ground plane. According to the requirements in Section 7 and 13 of ANSI C63.4-2003. Conducted emissions from the EUT measured in the frequency range between 0.15 MHz and 30MHz using CISPR Quasi-Peak and Average detector mode.

2.3.2 Radiated Emissions

The EUT is placed on a turn table which is 0.8 m above ground plane. The turn table shall rotate 360 degrees to determine the position of maximum emission level. EUT is set 3m away from the receiving antenna which varied from 1m to 4m to find out the highest emission. And also, each emission was to be maximized by changing the polarization of receiving antenna both horizontal and vertical. In order to find out the max. emission, the relative positions of this hand-held transmitter(EUT) was rotated through three orthogonal axes according to the requirements in Section 8 and 13 of ANSI C63.4-2003.

2.4. Configuration of Tested System

Fig. 2-1 Configuration of Tested System (Fixed channel)

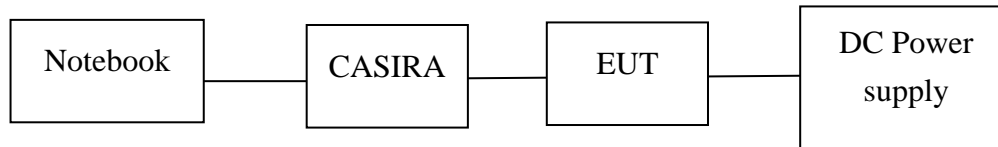


Fig. 2-2 Configuration of Tested System (AC Power Line)

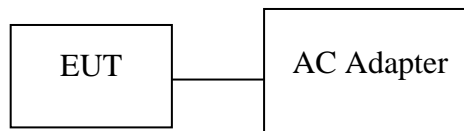


Table 2-1 Equipment Used in Tested System

| Item | Equipment | Mfr/Brand | Model/ Type No. | Series No. |
|------|-----------------|----------------|--------------------|------------|
| 1. | Notebook | IBM | T2367 | 99GLD64 |
| 2. | DC Power supply | Topward | 3303A | 715856 |
| 3. | CASIRA | CSR | BCES301199/1 | 715856 |
| 4. | Test software | BlueSuite 1.22 | CSR | N/A |

This document is issued by the Company subject to its General Conditions of Service printed overleaf or available on request and accessible at www.sgs.com. Attention is drawn to the limitations of liability, indemnification, and Jurisdictional issued defined therein. Unless otherwise stated, the results shown in this test report refer only to the sample(s) tested. This document cannot be reproduced except in full, without prior approval of Company. Any unauthorized alteration, forgery or falsification of the content or appearance of this report is unlawful and offenders may be prosecuted to the fullest extent of the law. 此報告是遵循本公司訂定之通用服務條款所製作發放，請注意此條款列印於背面，亦可在www.sgs.com中查閱。將本公司之義務，免責，管轄權皆明確規範之。除非另有說明，此報告結果僅對檢驗之樣品負責。本報告未經本公司書面許可，不可部份複製。對本報告內容或外觀之任何未經授權之變更、偽造、竄改皆屬非法，違犯者將會被依法追訴。

3. SUMMARY OF TEST RESULTS

| FCC Rules | Description Of Test | Result |
|--------------------------------|---|-----------|
| § 15.207(a) | Conducted Emission | Compliant |
| § 15.247(b)(1) | Peak Output Power | Compliant |
| § 15.247(a) | 20dB Bandwidth | Compliant |
| § 15.247(c) | 100 KHz Bandwidth Of Frequency Band Edges | Compliant |
| § 15.209(a) (f) | Spurious Emission | Compliant |
| § 15.247(a)(1) | Frequency Separation | Compliant |
| § 15.247(a)(1)(iii) | Number of hopping frequency | Compliant |
| § 15.247(a)(1)(iii) | Time of Occupancy | Compliant |
| § 15.247 | Peak Power Density | Compliant |
| § 15.203, § 15.247(b)(4)(i) | Antenna Requirement | Compliant |

4. DESCRIPTION OF TEST MODES

The EUT has been tested under operating condition.

Test program used to control the EUT for staying in continuous transmitting and receiving mode is programmed.

Channel low (2402MHz) 、mid (2441MHz) and high (2480MHz) with highest data rate are chosen for full testing.

The EUT was placed on a 5 mm high non-metal supporter which was on the wooden table.

The Radiated Spurious Emission was performed at X, Y, and Z, axle. The worst cares.

Y axle was reported.

5. CONDUCTED EMISSION TEST

5.1. Standard Applicable

According to §15.207, frequency within 150KHz to 30MHz shall not exceed the limit table as below.

| Frequency range MHz | Limits dB(uV) | |
|------------------------|------------------|----------|
| | Quasi-peak | Average |
| 0.15 to 0.50 | 66 to 56 | 56 to 46 |
| 0.50 to 5 | 56 | 46 |
| 5 to 30 | 60 | 50 |

Note

- The lower limit shall apply at the transition frequencies
- The limit decreases linearly with the logarithm of the frequency in the range 0.15 MHz to 0.50 MHz.

5.2. EUT Setup

- The conducted emission tests were performed in the test site, using the setup in accordance with the ANSI C63.4-2003.
- The EUT was plug-in the AC/DC Power adapter. The host system was placed on the center of the back edge on the test table. The peripherals was placed on the side of the host PC system. The rear of the EUT and peripherals were placed flushed with the rear of the tabletop.
- The spacing between the peripherals was 10 centimeters.
- External I/O cables were draped along the edge of the test table and bundle when necessary.
- The host system was connected with 110Vac/60Hz power source.

5.3. Measurement Procedure

- The EUT was placed on a table which is 0.8m above ground plane.
- Maximum procedure was performed on the six highest emissions to ensure EUT compliance.
- Repeat above procedures until all frequency measured were complete.

This document is issued by the Company subject to its General Conditions of Service printed overleaf or available on request and accessible at www.sgs.com. Attention is drawn to the limitations of liability, indemnification, and Jurisdictional issued defined therein. Unless otherwise stated, the results shown in this test report refer only to the sample(s) tested. This document cannot be reproduced except in full, without prior approval of Company. Any unauthorized alteration, forgery or falsification of the content or appearance of this report is unlawful and offenders may be prosecuted to the fullest extent of the law. 此報告是遵循本公司訂定之通用服務條款所製作發放，請注意此條款列印於背面，亦可在www.sgs.com中查閱。將本公司之義務，免責，管轄權皆明確規範之。除非另有說明，此報告結果僅對檢驗之樣品負責。本報告未經本公司書面許可，不可部份複製。對本報告內容或外觀之任何未經授權之變更、偽造、竄改皆屬非法，違犯者將會被依法追訴。

5.4. Measurement Equipment Used:

| Conducted Emission Test Site | | | | | |
|------------------------------|------------|--------------|---------------|------------|------------|
| EQUIPMENT TYPE | MFR | MODEL NUMBER | SERIAL NUMBER | LAST CAL. | CAL DUE. |
| EMC Analyzer | HP | 8594EM | 3624A00203 | 09/02/2006 | 09/03/2007 |
| EMI Test Receiver | R&S | ESCS30 | 828985/004 | 06/09/2007 | 06/10/2008 |
| Transient Limiter | HP | 11947A | 3107A02062 | 09/02/2006 | 09/03/2007 |
| LISN | Rolf-Heine | NNB-2/16Z | 99012 | 12/31/2006 | 12/30/2007 |
| LISN | Rolf-Heine | NNB-2/16Z | 99013 | 12/24/2006 | 12/23/2007 |
| Coaxial Cables | N/A | No. 3, 4 | N/A | 12/01/2006 | 12/01/2007 |

5.5. Measurement Result

The initial step in collecting conducted data is a spectrum analyzer peak scan of the measurement range. Significant peaks are then marked as shown on the following data page, and these signals are then quasi-peake.

AC POWER LINE CONDUCTED EMISSION TEST DATA

| | | | | | |
|-----------------|----------------|-----------|------|------------|--------------|
| Operation Mode: | Operation mode | | | Test Date: | Jul 25, 2007 |
| Temperature: | 25 | Humidity: | 62 % | Test By: | Danny |

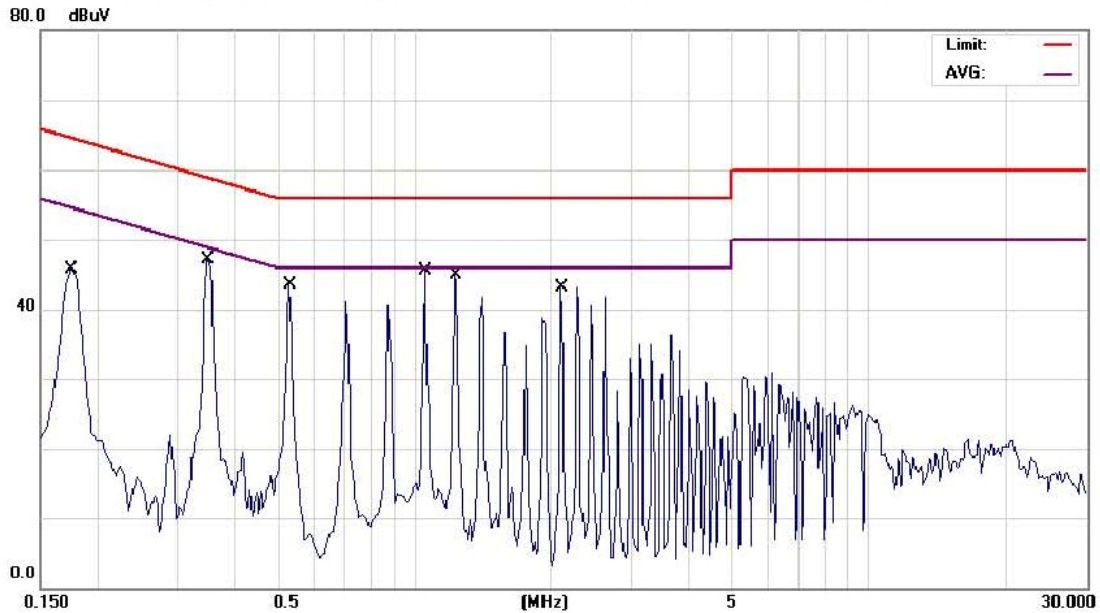
Conducted Emission Measurement

File : EF-2006-C0003-03;04-04

Data : #2

Date: 2007/07/25

Time: 下午 10:29:22



Site SGS CONDUCTED #1

Phase: **L1**

Temperature: 25 °C

Limit: CISPR22 Class B Conduction(QP)

Power: AC 120V/60Hz

Humidity: 62 %

EUT: Bluetooth Headset

Distance:

Air Pressure: hpa

MN: GBH702,GBH703

Note: Operation mode

| No. Mk. | Freq. MHz | Reading Level dBuV | Factor dB | Measurement dBuV | Limit dBuV | Over dB | Detector | Comment |
|---------|-----------|--------------------|-----------|------------------|------------|---------|----------|---------|
| 1 | 0.1750 | 45.20 | 0.60 | 45.80 | 64.72 | -18.92 | QP | |
| 2 | 0.3500 | 47.00 | 0.02 | 47.02 | 58.96 | -11.94 | QP | |
| 3 | 0.5300 | 43.44 | 0.02 | 43.46 | 56.00 | -12.54 | QP | |
| 4 * | 1.0550 | 45.42 | 0.01 | 45.43 | 56.00 | -10.57 | QP | |
| 5 | 1.2350 | 44.80 | 0.02 | 44.82 | 56.00 | -11.18 | QP | |
| 6 | 2.1050 | 43.09 | 0.04 | 43.13 | 56.00 | -12.87 | QP | |

This document is issued by the Company subject to its General Conditions of Service printed overleaf or available on request and accessible at www.sgs.com. Attention is drawn to the limitations of liability, indemnification, and Jurisdictional issued defined therein. Unless otherwise stated, the results shown in this test report refer only to the sample(s) tested. This document cannot be reproduced except in full, without prior approval of Company. Any unauthorized alteration, forgery or falsification of the content or appearance of this report is unlawful and offenders may be prosecuted to the fullest extent of the law. 此報告是遵循本公司訂定之通用服務條款所製作發放，請注意此條款列印於背面，亦可在www.sgs.com中查閱。將本公司之義務，免責，管轄權皆明確規範之。除非另有說明，此報告結果僅對檢驗之樣品負責。本報告未經本公司書面許可，不可部份複製。對本報告內容或外觀之任何未經授權之變更、偽造、竄改皆屬非法，違犯者將會被依法追訴。

Conducted Emission Test Plot

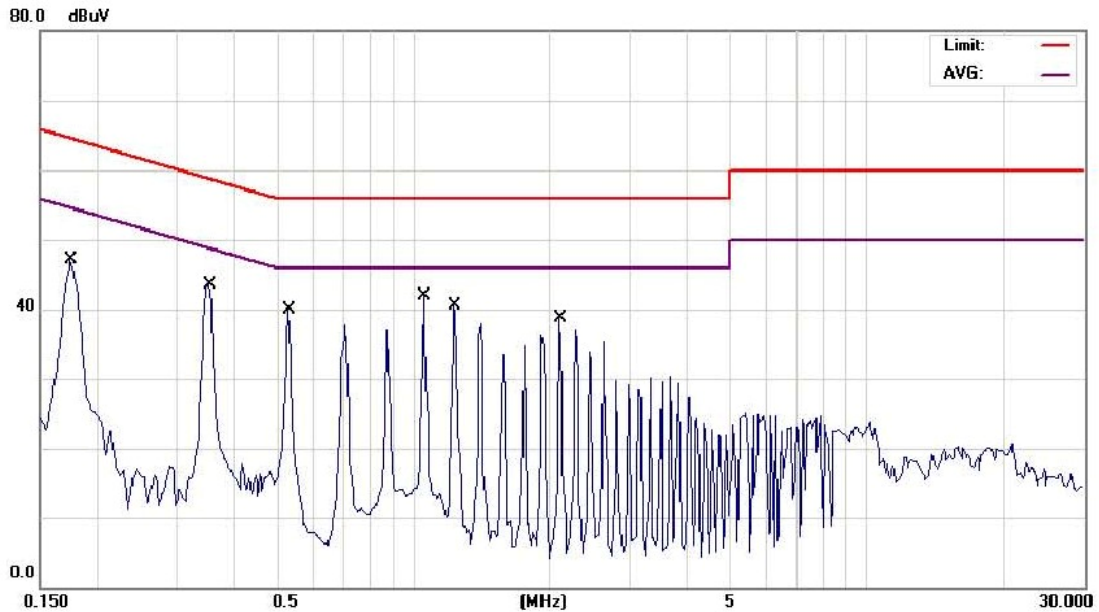
Conducted Emission Measurement

File : EF-2006-C0003-03;04-04

Data : #1

Date: 2007/07/25

Time: 下午 10:27:13



Site SGS CONDUCTED #1

Phase: **L2**

Temperature: 25 °C

Limit: CISPR22 Class B Conduction(QP)

Power: AC 120V/60Hz

Humidity: 62 %

EUT: Bluetooth Headset

Distance:

Air Pressure: hpa

MN: GBH702,GBH703

Note: Operation mode

| No. | Mk. | Freq. MHz | Reading Level dBuV | Factor dB | Measure- ment dBuV | Lim it dBuV | Over dB | Detector | Comment |
|-----|-----|--------------|--------------------------|--------------|--------------------------|----------------|------------|----------|---------|
| 1 | | 0.1750 | 46.44 | 0.60 | 47.04 | 64.72 | -17.68 | QP | |
| 2 | | 0.3550 | 43.47 | 0.02 | 43.49 | 58.84 | -15.35 | QP | |
| 3 | | 0.5300 | 39.87 | 0.02 | 39.89 | 56.00 | -16.11 | QP | |
| 4 | * | 1.0550 | 41.99 | 0.01 | 42.00 | 56.00 | -14.00 | QP | |
| 5 | | 1.2350 | 40.42 | 0.02 | 40.44 | 56.00 | -15.56 | QP | |
| 6 | | 2.1050 | 38.65 | 0.04 | 38.69 | 56.00 | -17.31 | QP | |

This document is issued by the Company subject to its General Conditions of Service printed overleaf or available on request and accessible at www.sgs.com. Attention is drawn to the limitations of liability, indemnification, and Jurisdictional issued defined therein. Unless otherwise stated, the results shown in this test report refer only to the sample(s) tested. This document cannot be reproduced except in full, without prior approval of Company. Any unauthorized alteration, forgery or falsification of the content or appearance of this report is unlawful and offenders may be prosecuted to the fullest extent of the law. 此報告是遵循本公司訂定之通用服務條款所製作發放，請注意此條款列印於背面，亦可在www.sgs.com中查閱。將本公司之義務，免責，管轄權皆明確規範之。除非另有說明，此報告結果僅對檢驗之樣品負責。本報告未經本公司書面許可，不可部份複製。對本報告內容或外觀之任何未經授權之變更、偽造、竄改皆屬非法，違犯者將會被依法追訴。

6. PEAK OUTPUT POWER MEASUREMENT

6.1. Standard Applicable

For frequency hopping systems operating in the 2400-2483.5 MHz band employing at least 75 hopping channels, and all frequency hopping systems in the 5725-5850MHz band: 1Watt. For all other frequency hopping systems in the 2400 – 2483.5MHz band: 0.125 Watts.

6.2. Measurement Procedure

1. Place the EUT on the table and set it in transmitting mode.
2. Remove the antenna from the EUT and then connect a low loss RF cable from the antenna port to the power meter or spectrum. (Channel power function, RBW, VBW = 1MHz)
3. Record the max. reading.
4. Repeat above procedures until all frequency measured were complete.

6.3. Measurement Result

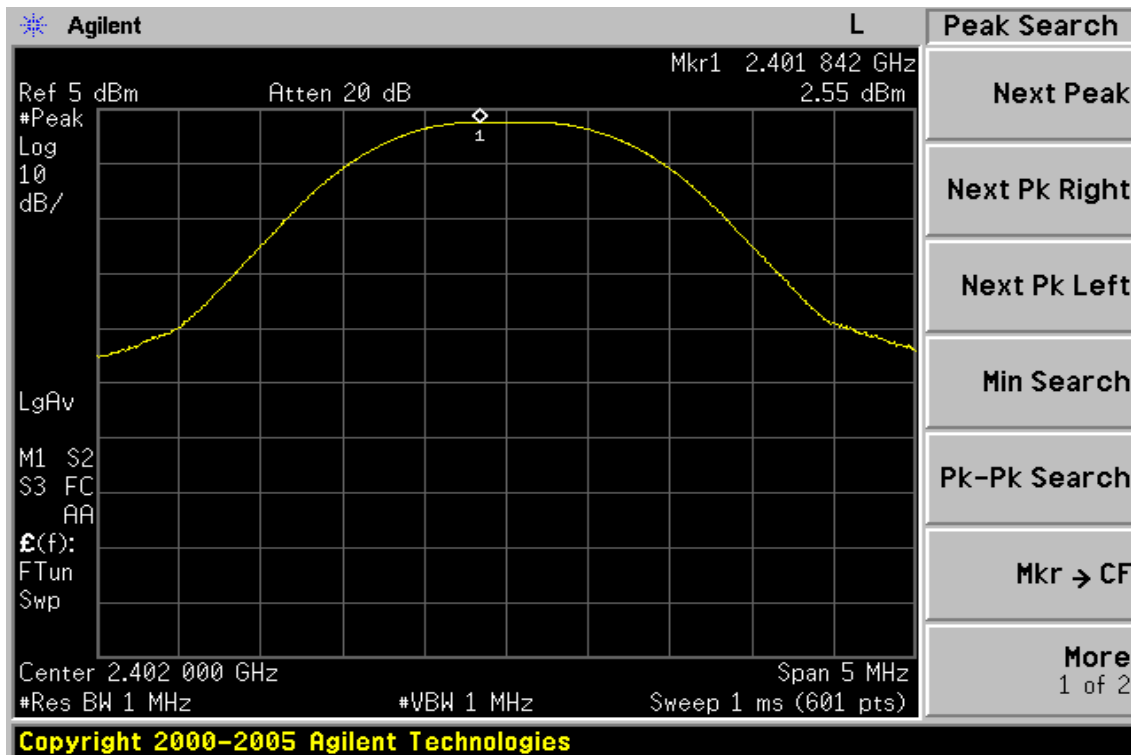
| Frequency (MHz) | Reading Power (dBm) | Cable Loss | Output Power (dBm) | Output Power (W) | Limit (W) |
|-----------------|---------------------|------------|--------------------|------------------|-----------|
| 2402.00 | 2.55 | 0.20 | 2.75 | 0.00188 | 1 |
| 2441.00 | 2.04 | 0.20 | 2.24 | 0.00167 | 1 |
| 2480.00 | 1.34 | 0.20 | 1.54 | 0.00143 | 1 |

6.4. Measurement Equipment Used:

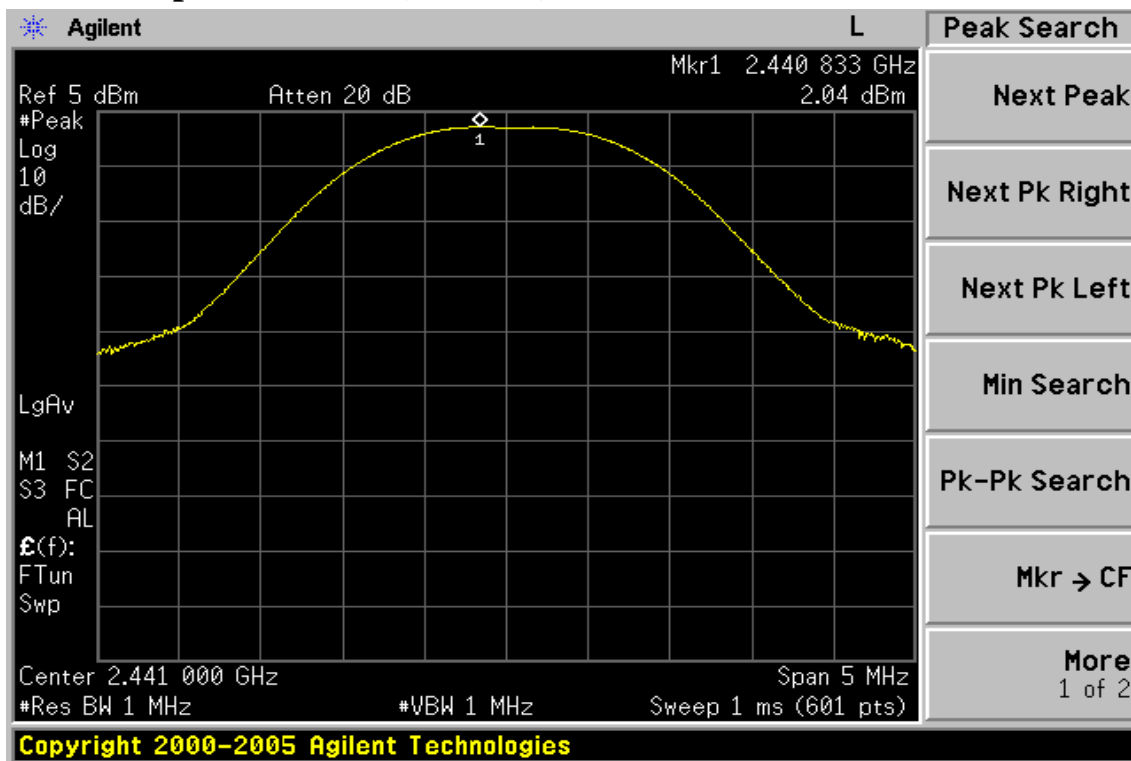
| Conducted Emission Test Site | | | | | |
|------------------------------|--------------|-----------------|---------------|------------|------------|
| EQUIPMENT TYPE | MFR | MODEL NUMBER | SERIAL NUMBER | LAST CAL. | CAL DUE. |
| Spectrum Analyzer | Agilent | E4446A | MY43360126 | 03/29/2007 | 03/28/2008 |
| Spectrum Analyzer | Agilent | 7405A | US41160416 | 06/28/2007 | 06/29/2008 |
| Spectrum Analyzer | R&S | FSP 40 | 100034 | 11/09/2006 | 11/10/2007 |
| Low Loss Cable | HUBER+SUHNER | SUCOFLEX 104PEA | N/A | N/A | N/A |
| Attenuator | Mini-Circuit | BW-S10W5 | N/A | 10/07/2006 | 10/06/2007 |
| Attenuator | Mini-Circuit | BW-S6W5 | N/A | 10/07/2006 | 10/06/2007 |
| Splitter | Mini-Circuit | ZFSC-2-10G | N/A | 10/07/2006 | 10/06/2007 |

This document is issued by the Company subject to its General Conditions of Service printed overleaf or available on request and accessible at www.sgs.com. Attention is drawn to the limitations of liability, indemnification, and Jurisdictional issued defined therein. Unless otherwise stated, the results shown in this test report refer only to the sample(s) tested. This document cannot be reproduced except in full, without prior approval of Company. Any unauthorized alteration, forgery or falsification of the content or appearance of this report is unlawful and offenders may be prosecuted to the fullest extent of the law. 此報告是遵循本公司訂定之通用服務條款所製作發放，請注意此條款列印於背面，亦可在www.sgs.com中查閱。將本公司之義務，免責，管轄權皆明確規範之。除非另有說明，此報告結果僅對檢驗之樣品負責。本報告未經本公司書面許可，不可部份複製。對本報告內容或外觀之任何未經授權之變更、偽造、竄改皆屬非法，違犯者將會被依法追訴。

Peak Power Output Data Plot (CH Low)

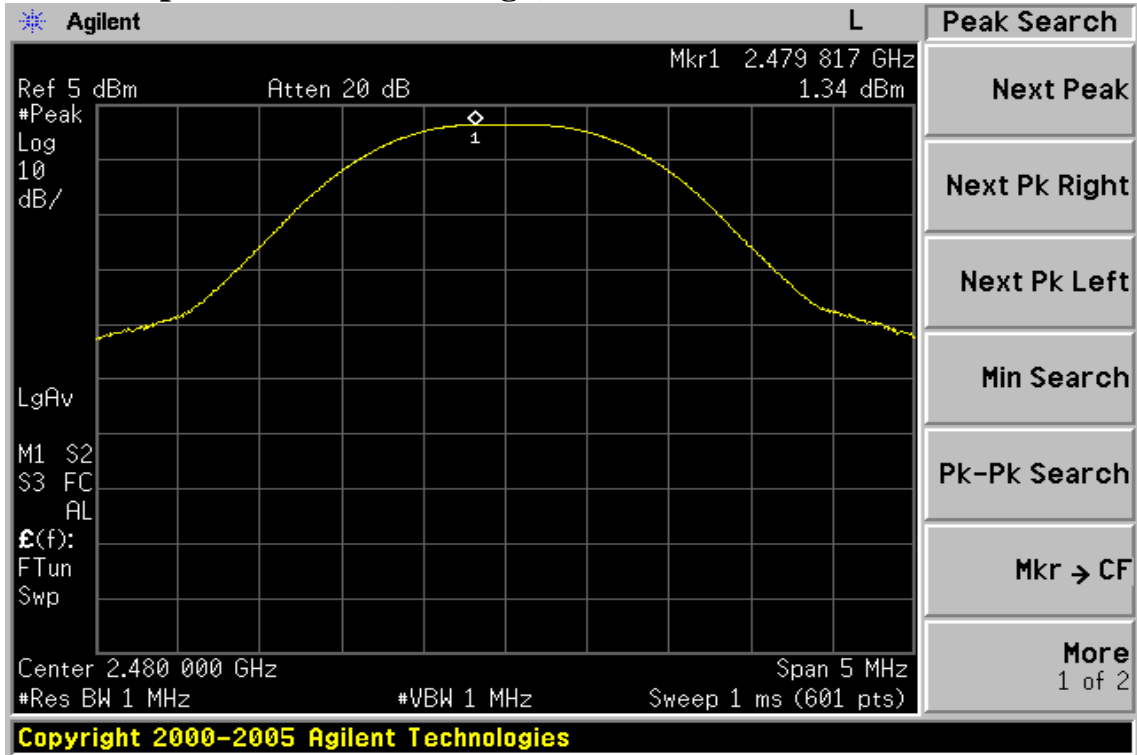


Peak Power Output Data Plot (CH Mid)



This document is issued by the Company subject to its General Conditions of Service printed overleaf or available on request and accessible at www.sgs.com. Attention is drawn to the limitations of liability, indemnification, and Jurisdictional issued defined therein. Unless otherwise stated, the results shown in this test report refer only to the sample(s) tested. This document cannot be reproduced except in full, without prior approval of Company. Any unauthorized alteration, forgery or falsification of the content or appearance of this report is unlawful and offenders may be prosecuted to the fullest extent of the law. 此報告是遵循本公司訂定之通用服務條款所製作發放，請注意此條款列印於背面，亦可在www.sgs.com中查閱。將本公司之義務，免責，管轄權皆明確規範之。除非另有說明，此報告結果僅對檢驗之樣品負責。本報告未經本公司書面許可，不可部份複製。對本報告內容或外觀之任何未經授權之變更、偽造、竄改皆屬非法，違犯者將會被依法追訴。

Peak Power Output Data Plot (CH High)



This document is issued by the Company subject to its General Conditions of Service printed overleaf or available on request and accessible at www.sgs.com. Attention is drawn to the limitations of liability, indemnification, and Jurisdictional issued defined therein. Unless otherwise stated, the results shown in this test report refer only to the sample(s) tested. This document cannot be reproduced except in full, without prior approval of Company. Any unauthorized alteration, forgery or falsification of the content or appearance of this report is unlawful and offenders may be prosecuted to the fullest extent of the law. 此報告是遵循本公司訂定之通用服務條款所製作發放，請注意此條款列印於背面，亦可在www.sgs.com中查閱。將本公司之義務，免責，管轄權皆明確規範之。除非另有說明，此報告結果僅對檢驗之樣品負責。本報告未經本公司書面許可，不可部份複製。對本報告內容或外觀之任何未經授權之變更、偽造、竄改皆屬非法，違犯者將會被依法追訴。

7. 20dB BAND WIDTH

7.1. Standard Applicable

For frequency hopping systems operating in the 2400MHz-2483.5 MHz no limit for 20dB bandwidth.

7.2. Measurement Procedure

1. Place the EUT on the table and set it in transmitting mode.
2. Remove the antenna from the EUT and then connect a low loss RF cable from the antenna port to the spectrum analyzer.
3. Set the spectrum analyzer as RBW=10KHz (1 % of Bandwidth.), Span= 3MHz, Sweep=auto
4. Mark the peak frequency and -20dB (upper and lower) frequency.
5. Repeat above procedures until all frequency measured were complete.

7.3. Measurement Result

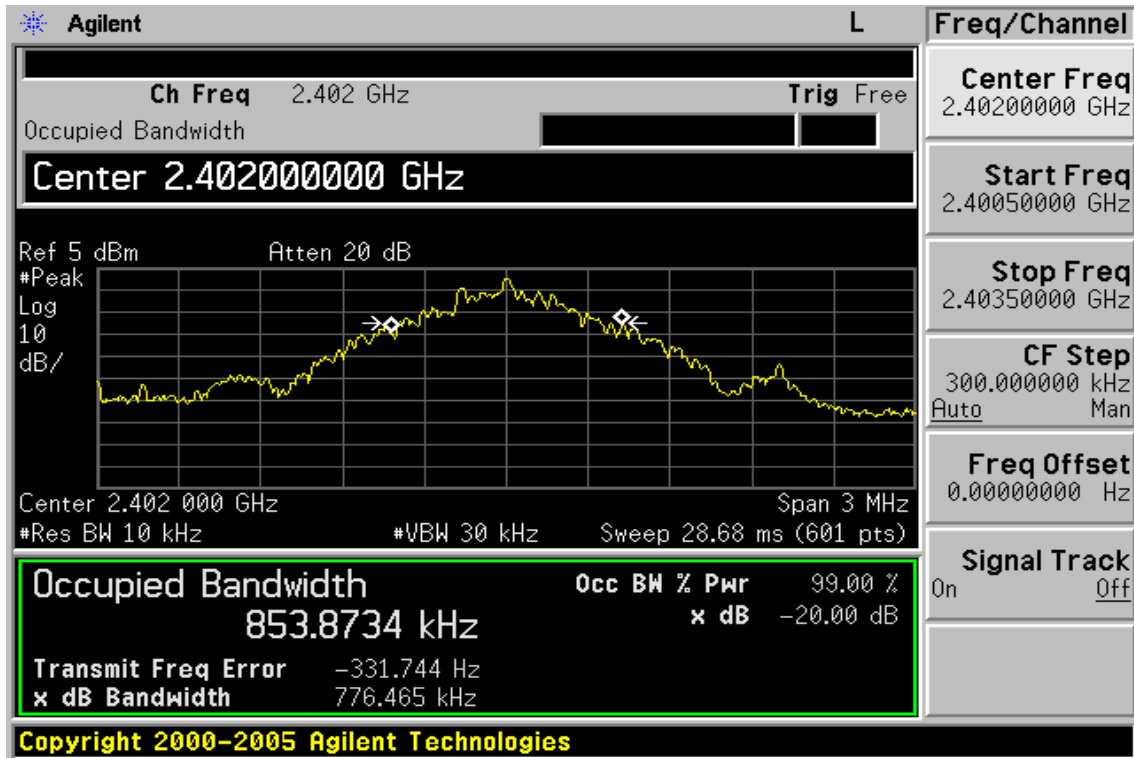
| CH | Bandwidth (kHz) |
|--------|--------------------|
| Lower | 776.465 |
| Mid | 739.566 |
| Higher | 738.994 |

7.4. Measurement Equipment Used:

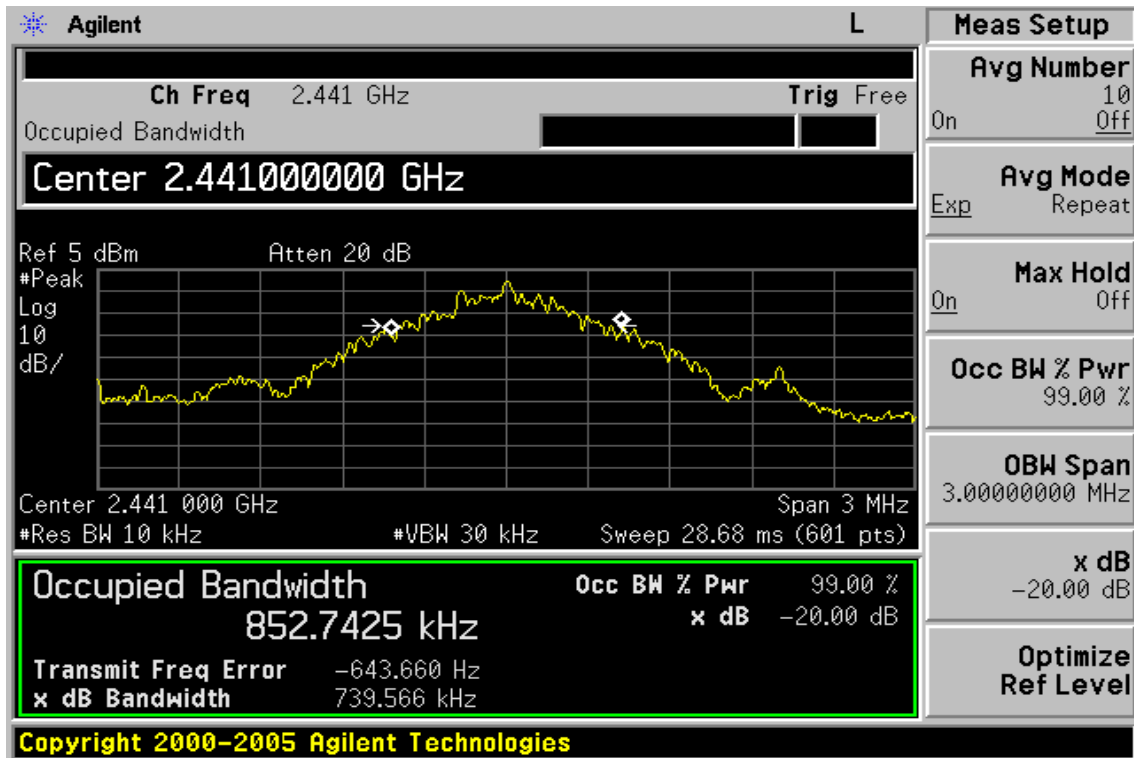
| Conducted Emission Test Site | | | | | |
|------------------------------|--------------|-----------------|---------------|------------|------------|
| EQUIPMENT TYPE | MFR | MODEL NUMBER | SERIAL NUMBER | LAST CAL. | CAL DUE. |
| Spectrum Analyzer | Agilent | E4446A | MY43360126 | 03/29/2007 | 03/28/2008 |
| Spectrum Analyzer | Agilent | 7405A | US41160416 | 06/28/2007 | 06/29/2008 |
| Spectrum Analyzer | R&S | FSP 40 | 100034 | 11/09/2006 | 11/10/2007 |
| Low Loss Cable | HUBER+SUHNER | SUCOFLEX 104PEA | N/A | N/A | N/A |
| Attenuator | Mini-Circuit | BW-S10W5 | N/A | 10/07/2006 | 10/06/2007 |
| Attenuator | Mini-Circuit | BW-S6W5 | N/A | 10/07/2006 | 10/06/2007 |
| Splitter | Mini-Circuit | ZFSC-2-10G | N/A | 10/07/2006 | 10/06/2007 |

This document is issued by the Company subject to its General Conditions of Service printed overleaf or available on request and accessible at www.sgs.com. Attention is drawn to the limitations of liability, indemnification, and Jurisdictional issued defined therein. Unless otherwise stated, the results shown in this test report refer only to the sample(s) tested. This document cannot be reproduced except in full, without prior approval of Company. Any unauthorized alteration, forgery or falsification of the content or appearance of this report is unlawful and offenders may be prosecuted to the fullest extent of the law. 此報告是遵循本公司訂定之通用服務條款所製作發放，請注意此條款列印於背面，亦可在www.sgs.com中查閱。將本公司之義務，免責，管轄權皆明確規範之。除非另有說明，此報告結果僅對檢驗之樣品負責。本報告未經本公司書面許可，不可部份複製。對本報告內容或外觀之任何未經授權之變更、偽造、竄改皆屬非法，違犯者將會被依法追訴。

20dB Band Width Test Data CH-Low

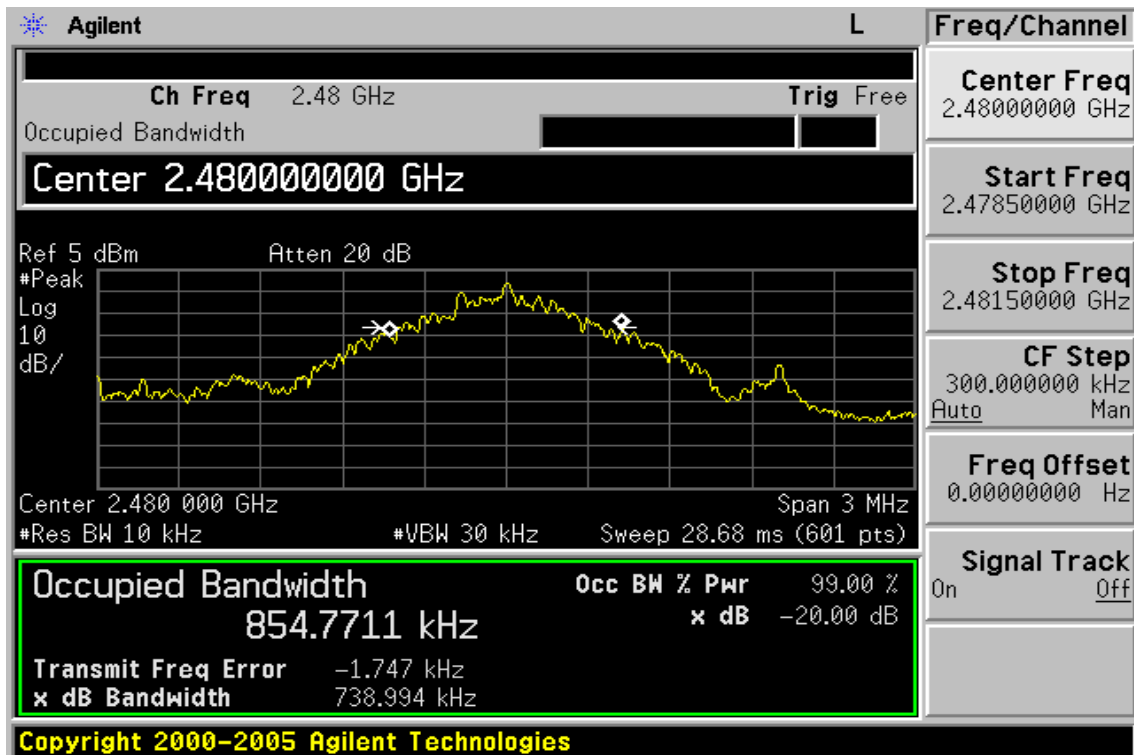


20dB Band Width Test Data CH-Mid



This document is issued by the Company subject to its General Conditions of Service printed overleaf or available on request and accessible at www.sgs.com. Attention is drawn to the limitations of liability, indemnification, and Jurisdictional issued defined therein. Unless otherwise stated, the results shown in this test report refer only to the sample(s) tested. This document cannot be reproduced except in full, without prior approval of Company. Any unauthorized alteration, forgery or falsification of the content or appearance of this report is unlawful and offenders may be prosecuted to the fullest extent of the law. 此報告是遵循本公司訂定之通用服務條款所製作發放，請注意此條款列印於背面，亦可在www.sgs.com中查閱。將本公司之義務，免責，管轄權皆明確規範之。除非另有說明，此報告結果僅對檢驗之樣品負責。本報告未經本公司書面許可，不可部份複製。對本報告內容或外觀之任何未經授權之變更、偽造、竄改皆屬非法，違犯者將會被依法追訴。

20dB Band Width Test Data CH-High



This document is issued by the Company subject to its General Conditions of Service printed overleaf or available on request and accessible at www.sgs.com. Attention is drawn to the limitations of liability, indemnification, and Jurisdictional issued defined therein. Unless otherwise stated, the results shown in this test report refer only to the sample(s) tested. This document cannot be reproduced except in full, without prior approval of Company. Any unauthorized alteration, forgery or falsification of the content or appearance of this report is unlawful and offenders may be prosecuted to the fullest extent of the law. 此報告是遵循本公司訂定之通用服務條款所製作發放，請注意此條款列印於背面，亦可在www.sgs.com中查閱。將本公司之義務，免責，管轄權皆明確規範之。除非另有說明，此報告結果僅對檢驗之樣品負責。本報告未經本公司書面許可，不可部份複製。對本報告內容或外觀之任何未經授權之變更、偽造、竄改皆屬非法，違犯者將會被依法追訴。

8. 100KHz BANDWIDTH OF BAND EDGES MEASUREMENT

8.1. Standard Applicable

According to §15.247(c), in any 100 KHz bandwidth outside the frequency bands in which the spread spectrum intentional radiator is operating, the radio frequency power that is produced by the intentional radiator shall be at least 20dB below that in the 100KHz bandwidth within the band that contains the highest level of the desired power, In addition, radiated emissions which fall in the restricted bands, as defined in §15.205(a), must also comply with the radiated emission limits specified in 15.209(a).

8.2. Measurement Procedure

1. Place the EUT on the table and set it in transmitting mode.
2. Remove the antenna from the EUT and then connect a low loss RF cable from the antenna port to the spectrum analyzer.
3. Set center frequency of spectrum analyzer = operating frequency.
4. Set the spectrum analyzer as RBW, VBW=100KHz, Span=25MHz, Sweep = auto
5. Mark Peak, 2.390GHz and 2.488GHz and record the max. level.
6. Repeat above procedures until all frequency measured were complete.
7. Radiated Emission refer to section 9.

8.3. Measurement Result

Refer to attach spectrum analyzer data chart.

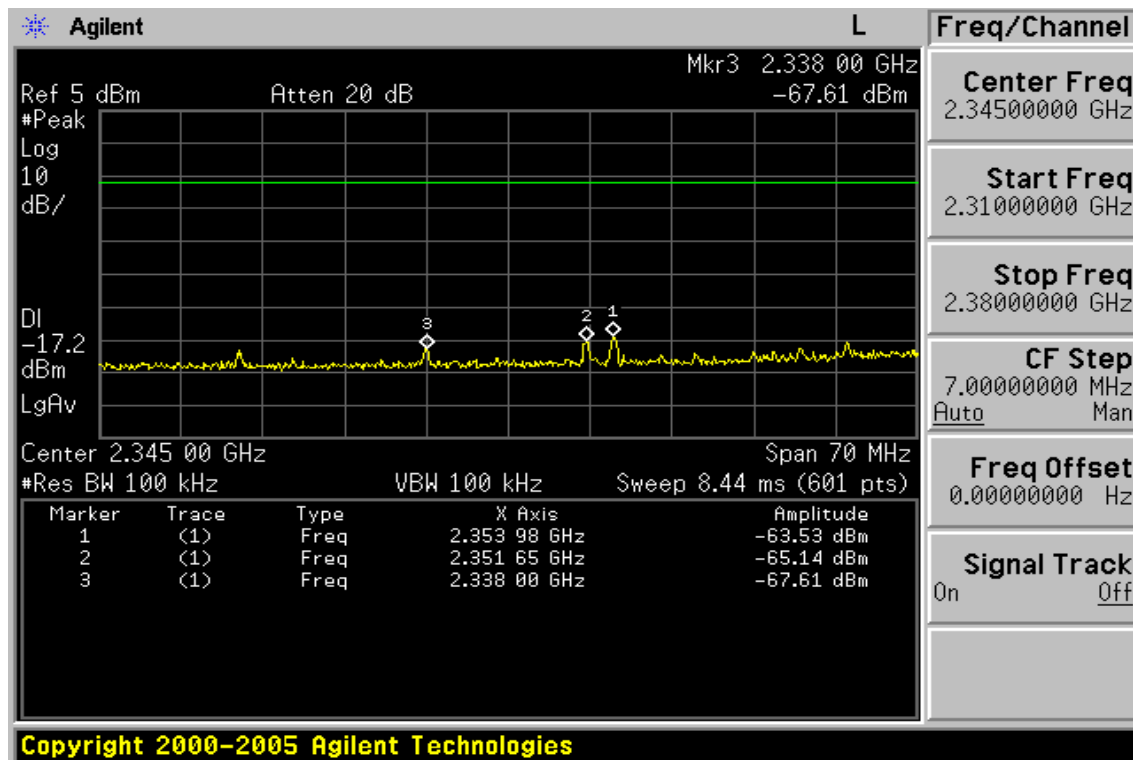
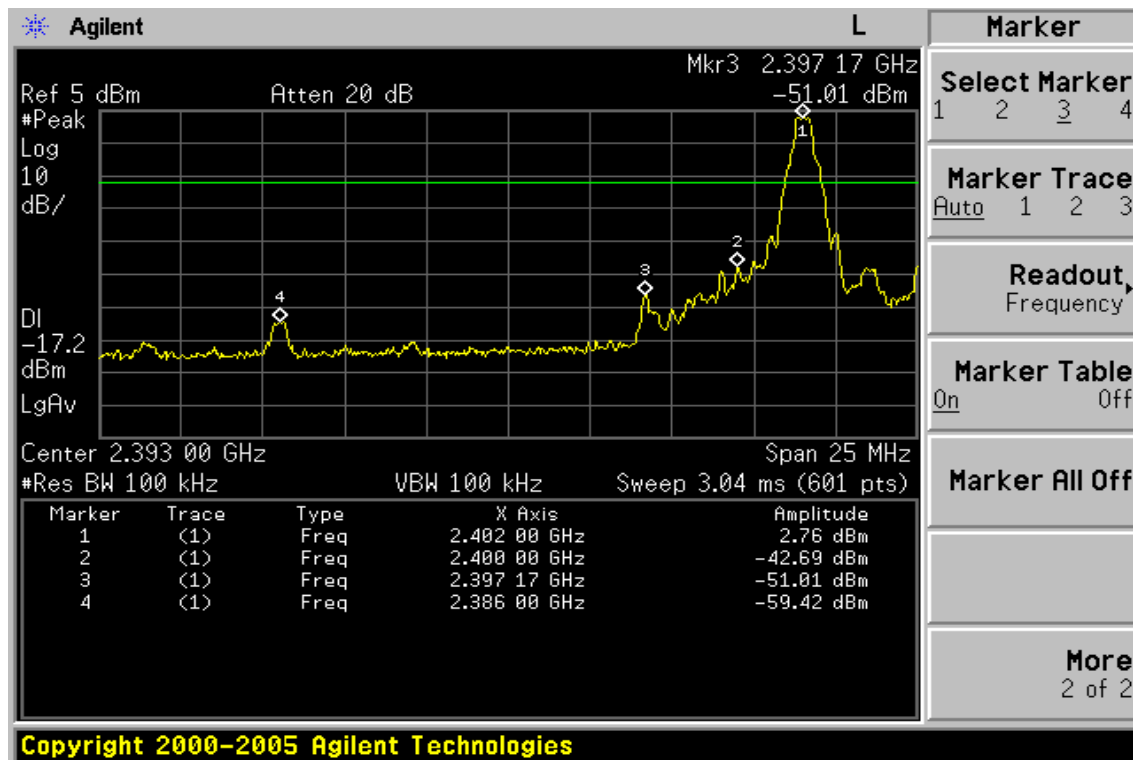
8.4. Measurement Equipment Used:

| Conducted Emission Test Site | | | | | |
|------------------------------|--------------|-----------------|---------------|------------|------------|
| EQUIPMENT TYPE | MFR | MODEL NUMBER | SERIAL NUMBER | LAST CAL. | CAL DUE. |
| Spectrum Analyzer | Agilent | E4446A | MY43360126 | 03/29/2007 | 03/28/2008 |
| Spectrum Analyzer | Agilent | 7405A | US41160416 | 06/28/2007 | 06/29/2008 |
| Spectrum Analyzer | R&S | FSP 40 | 100034 | 11/09/2006 | 11/10/2007 |
| Low Loss Cable | HUBER+SUHNER | SUCOFLEX 104PEA | N/A | N/A | N/A |
| Attenuator | Mini-Circuit | BW-S10W5 | N/A | 10/07/2006 | 10/06/2007 |
| Attenuator | Mini-Circuit | BW-S6W5 | N/A | 10/07/2006 | 10/06/2007 |
| Splitter | Mini-Circuit | ZFSC-2-10G | N/A | 10/07/2006 | 10/06/2007 |

Note: Measurement Equipment for radiated emission refers to section 9.

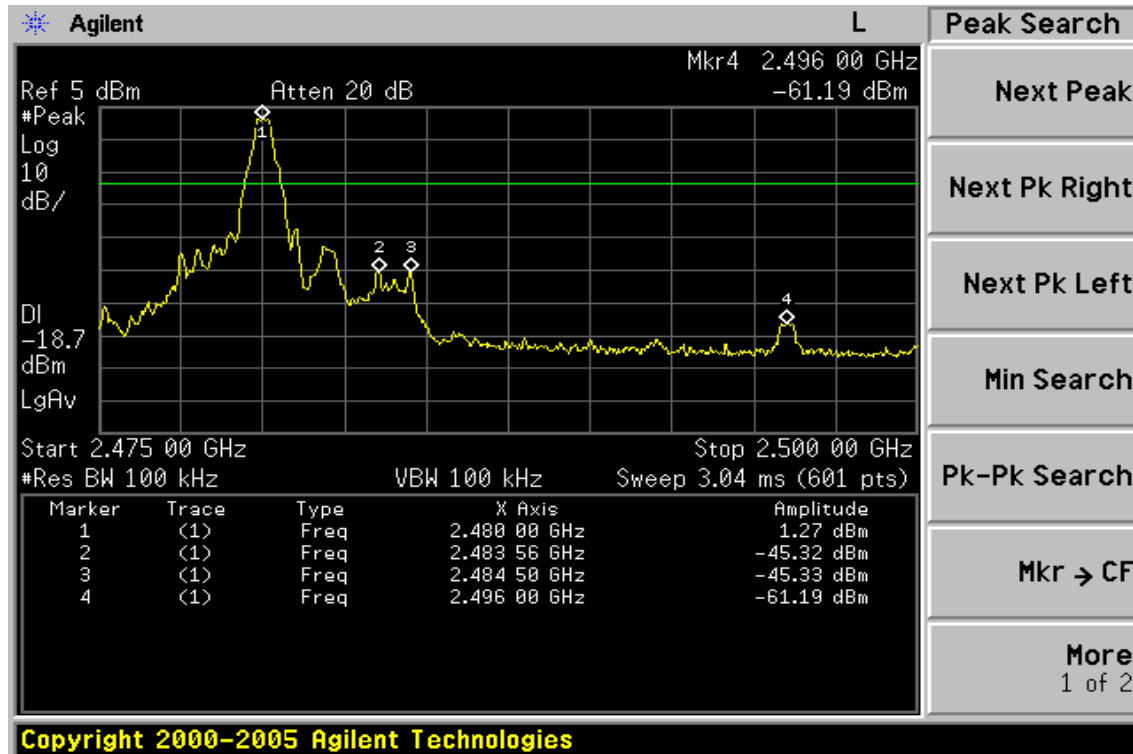
This document is issued by the Company subject to its General Conditions of Service printed overleaf or available on request and accessible at www.sgs.com. Attention is drawn to the limitations of liability, indemnification, and Jurisdictional issued defined therein. Unless otherwise stated, the results shown in this test report refer only to the sample(s) tested. This document cannot be reproduced except in full, without prior approval of Company. Any unauthorized alteration, forgery or falsification of the content or appearance of this report is unlawful and offenders may be prosecuted to the fullest extent of the law. 此報告是遵循本公司訂定之通用服務條款所製作發放，請注意此條款列印於背面，亦可在www.sgs.com中查閱。將本公司之義務，免責，管轄權皆明確規範之。除非另有說明，此報告結果僅對檢驗之樣品負責。本報告未經本公司書面許可，不可部份複製。對本報告內容或外觀之任何未經授權之變更、偽造、竄改皆屬非法，違犯者將會被依法追訴。

Conducted Emission: Test Data CH-Low



This document is issued by the Company subject to its General Conditions of Service printed overleaf or available on request and accessible at www.sgs.com. Attention is drawn to the limitations of liability, indemnification, and Jurisdictional issued defined therein. Unless otherwise stated, the results shown in this test report refer only to the sample(s) tested. This document cannot be reproduced except in full, without prior approval of Company. Any unauthorized alteration, forgery or falsification of the content or appearance of this report is unlawful and offenders may be prosecuted to the fullest extent of the law. 此報告是遵循本公司訂定之通用服務條款所製作發放，請注意此條款列印於背面，亦可在www.sgs.com中查閱。將本公司之義務，免責，管轄權皆明確規範之。除非另有說明，此報告結果僅對檢驗之樣品負責。本報告未經本公司書面許可，不可部份複製。對本報告內容或外觀之任何未經授權之變更、偽造、竄改皆屬非法，違犯者將會被依法追訴。

Conducted Emission: Test Data CH-High



Copyright 2000-2005 Agilent Technologies

This document is issued by the Company subject to its General Conditions of Service printed overleaf or available on request and accessible at www.sgs.com. Attention is drawn to the limitations of liability, indemnification, and Jurisdictional issued defined therein. Unless otherwise stated, the results shown in this test report refer only to the sample(s) tested. This document cannot be reproduced except in full, without prior approval of Company. Any unauthorized alteration, forgery or falsification of the content or appearance of this report is unlawful and offenders may be prosecuted to the fullest extent of the law. 此報告是遵循本公司訂定之通用服務條款所製作發放，請注意此條款列印於背面，亦可在www.sgs.com中查閱。將本公司之義務，免責，管轄權皆明確規範之。除非另有說明，此報告結果僅對檢驗之樣品負責。本報告未經本公司書面許可，不可部份複製。對本報告內容或外觀之任何未經授權之變更、偽造、竄改皆屬非法，違犯者將會被依法追訴。

Radiated Emission:

| | | | |
|-----------------------|-----------|-----------|---------------|
| Operation Mode | TX CH Low | Test Date | Jan. 11, 2007 |
| Fundamental Frequency | 2402 MHz | Test By | Sky |
| Temperature | 25 | Pol | Ver. |
| Humidity | 65 % | | |

| Freq. (MHz) | Peak | AV | Ant./CL CF(dB) | Actual FS | | Peak | AV | Margin (dB) | Remark |
|----------------|-------------------|-------------------|-------------------|------------------|----------------|-------------------|-------------------|----------------|--------|
| | Reading (dBuV) | Reading (dBuV) | | Peak (dBuV/m) | AV (dBuV/m) | Limit (dBuV/m) | Limit (dBuV/m) | | |
| 2386.0 | 37.09 | --- | -1.40 | 35.69 | --- | 74.00 | 54.00 | -18.31 | Peak |

| | | | |
|-----------------------|-----------|-----------|---------------|
| Operation Mode | TX CH Low | Test Date | Jan. 11, 2007 |
| Fundamental Frequency | 2402 MHz | Test By | Sky |
| Temperature | 25 | Pol | Hor. |
| Humidity | 65 % | | |

| Freq. (MHz) | Peak | AV | Ant./CL CF(dB) | Actual FS | | Peak | AV | Margin (dB) | Remark |
|----------------|-------------------|-------------------|-------------------|------------------|----------------|-------------------|-------------------|----------------|--------|
| | Reading (dBuV) | Reading (dBuV) | | Peak (dBuV/m) | AV (dBuV/m) | Limit (dBuV/m) | Limit (dBuV/m) | | |
| 2386.0 | 40.14 | --- | -1.40 | 38.74 | --- | 74.00 | 54.00 | -15.26 | Peak |

Remark :

- (1) Datas of measurement within this frequency range shown “ - ” in the table above means the reading of emissions are attenuated more than 20dB below the permissible limits or the field strength is too small to be measured.
- (2) Radiated emissions measured in frequency above 1000MHz were made with an instrument using Peak detector mode and average detector mode of the emission shown in Actual FS column.
- (3) Spectrum Peak Setting : 1GHz- 26GHz, RBW= 1MHz, VBW= 3MHz, Sweep time= 200 ms.
- (4) Spectrum AV Setting : 1GHz- 26GHz, RBW= 1MHz, VBW= 10Hz, Sweep time= 200 ms.

This document is issued by the Company subject to its General Conditions of Service printed overleaf or available on request and accessible at www.sgs.com. Attention is drawn to the limitations of liability, indemnification, and Jurisdictional issued defined therein. Unless otherwise stated, the results shown in this test report refer only to the sample(s) tested. This document cannot be reproduced except in full, without prior approval of Company. Any unauthorized alteration, forgery or falsification of the content or appearance of this report is unlawful and offenders may be prosecuted to the fullest extent of the law. 此報告是遵循本公司訂定之通用服務條款所製作發放，請注意此條款列印於背面，亦可在www.sgs.com中查閱。將本公司之義務，免責，管轄權皆明確規範之。除非另有說明，此報告結果僅對檢驗之樣品負責。本報告未經本公司書面許可，不可部份複製。對本報告內容或外觀之任何未經授權之變更、偽造、竄改皆屬非法，違犯者將會被依法追訴。

Radiated Emission:

| | | | |
|-----------------------|------------|-----------|---------------|
| Operation Mode | TX CH High | Test Date | Jan. 11, 2007 |
| Fundamental Frequency | 2480 MHz | Test By | Sky |
| Temperature | 25 | Pol | Ver. |
| Humidity | 65 % | | |

| Freq. (MHz) | Peak | AV | Ant./CL CF(dB) | Actual FS | | Peak | AV | Margin (dB) | Remark |
|----------------|-------------------|-------------------|-------------------|------------------|----------------|-------------------|-------------------|----------------|--------|
| | Reading (dBuV) | Reading (dBuV) | | Peak (dBuV/m) | AV (dBuV/m) | Limit (dBuV/m) | Limit (dBuV/m) | | |
| 2483.56 | 45.94 | --- | -0.92 | 45.02 | --- | 74.00 | 54.00 | -8.98 | Peak |
| 2484.50 | 46.36 | --- | -0.92 | 45.44 | --- | 74.00 | 54.00 | -8.56 | Peak |
| 2496.00 | 38.36 | --- | -0.84 | 37.52 | --- | 74.00 | 54.00 | -16.48 | Peak |

| | | | |
|-----------------------|------------|-----------|--------------|
| Operation Mode | TX CH High | Test Date | May 25, 2007 |
| Fundamental Frequency | 2480 MHz | Test By | Jazz |
| Temperature | 25 | Pol | Hor. |
| Humidity | 65 % | | |

| Freq. (MHz) | Peak | AV | Ant./CL CF(dB) | Actual FS | | Peak | AV | Margin (dB) | Remark |
|----------------|-------------------|-------------------|-------------------|------------------|----------------|-------------------|-------------------|----------------|--------|
| | Reading (dBuV) | Reading (dBuV) | | Peak (dBuV/m) | AV (dBuV/m) | Limit (dBuV/m) | Limit (dBuV/m) | | |
| 2483.56 | 45.94 | --- | -0.92 | 45.02 | --- | 74.00 | 54.00 | -8.98 | Peak |
| 2484.50 | 46.35 | --- | -0.92 | 45.43 | --- | 74.00 | 54.00 | -8.57 | Peak |
| 2496.00 | 38.36 | --- | -0.84 | 37.52 | --- | 74.00 | 54.00 | -16.48 | Peak |

Remark :

- (1) Datas of measurement within this frequency range shown “ - ” in the table above means the reading of emissions are attenuated more than 20dB below the permissible limits or the field strength is too small to be measured.
- (2) Radiated emissions measured in frequency above 1000MHz were made with an instrument using Peak detector mode and average detector mode of the emission shown in Actual FS column.
- (3) Spectrum Peak Setting : 1GHz- 26GHz, RBW= 1MHz, VBW= 3MHz, Sweep time= 200 ms.
- (4) Spectrum AV Setting : 1GHz- 26GHz, RBW= 1MHz, VBW= 10Hz, Sweep time= 200 ms.

This document is issued by the Company subject to its General Conditions of Service printed overleaf or available on request and accessible at www.sgs.com. Attention is drawn to the limitations of liability, indemnification, and Jurisdictional issued defined therein. Unless otherwise stated, the results shown in this test report refer only to the sample(s) tested. This document cannot be reproduced except in full, without prior approval of Company. Any unauthorized alteration, forgery or falsification of the content or appearance of this report is unlawful and offenders may be prosecuted to the fullest extent of the law. 此報告是遵循本公司訂定之通用服務條款所製作發放，請注意此條款列印於背面，亦可在www.sgs.com中查閱。將本公司之義務，免責，管轄權皆明確規範之。除非另有說明，此報告結果僅對檢驗之樣品負責。本報告未經本公司書面許可，不可部份複製。對本報告內容或外觀之任何未經授權之變更、偽造、竄改皆屬非法，違犯者將會被依法追訴。

9. SPURIOUS RADIATED EMISSION TEST

9.1. Standard Applicable

According to §15.247(c), all other emissions outside these bands shall not exceed the general radiated emission limits specified in §15.209(a). And according to §15.33(a)(1), for an intentional radiator operates below 10GHz, the frequency range of measurements: to the tenth harmonic of the highest fundamental frequency or to 40GHz, whichever is lower.

9.2. EUT Setup

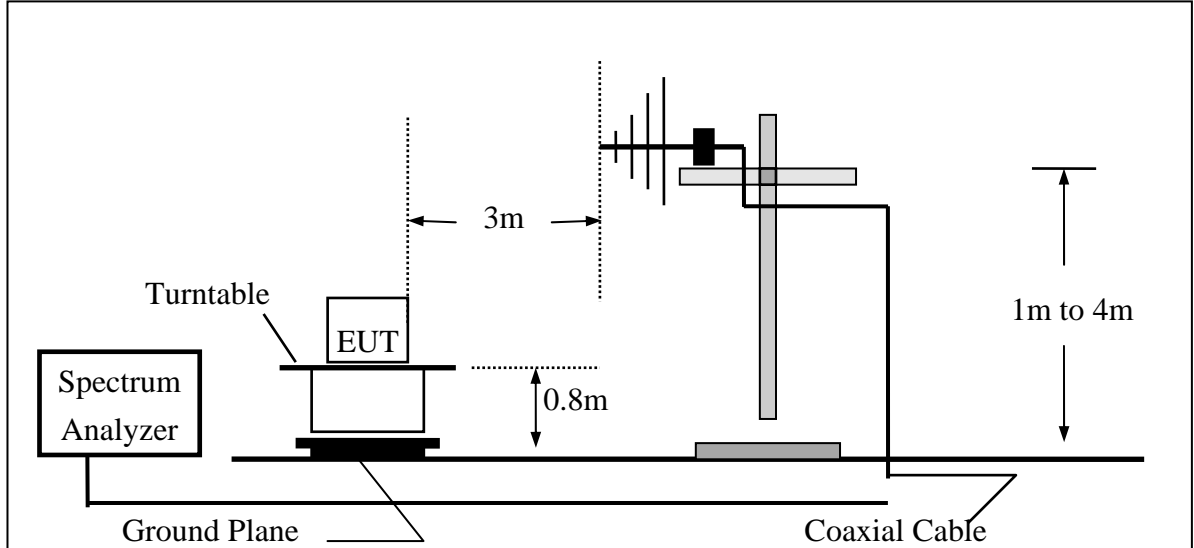
1. The radiated emission tests were performed in the 3 meter open-test site, using the setup in accordance with the ANSI C63.4-2003.
2. The EUT was put in the front of the test table. The peripherals was placed on the side of the host system. The rear of the EUT and peripherals were placed flushed with the rear of the tabletop.
3. The spacing between the peripherals was 10 centimeters.
4. External I/O cables were draped along the edge of the test table and bundle when necessary.
5. The host PC system was connected with 110Vac/60Hz power source.

9.3. Measurement Procedure

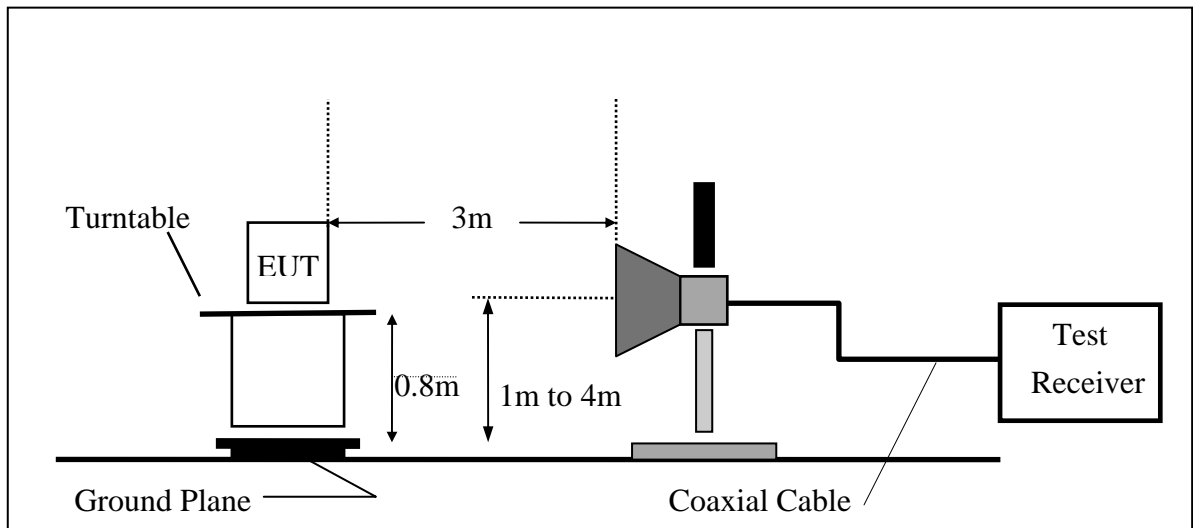
1. The EUT was placed on a turn table which is 0.8m above ground plane.
2. The turn table shall rotate 360 degrees to determine the position of maximum emission level.
3. EUT is set 3m away from the receiving antenna which varied from 1m to 4m to find out the highest emissions.
4. Maximum procedure was performed on the six highest emissions to ensure EUT compliance.
5. And also, each emission was to be maximized by changing the polarization of receiving antenna both horizontal and vertical.
6. Repeat above procedures until all frequency measured were complete.

9.4. Test SET-UP (Block Diagram of Configuration)

(A) Radiated Emission Test Set-Up, Frequency Below 1000MHz



(B) Radiated Emission Test Set-UP Frequency Over 1 GHz



This document is issued by the Company subject to its General Conditions of Service printed overleaf or available on request and accessible at www.sgs.com. Attention is drawn to the limitations of liability, indemnification, and Jurisdictional issued defined therein. Unless otherwise stated, the results shown in this test report refer only to the sample(s) tested. This document cannot be reproduced except in full, without prior approval of Company. Any unauthorized alteration, forgery or falsification of the content or appearance of this report is unlawful and offenders may be prosecuted to the fullest extent of the law. 此報告是遵循本公司訂定之通用服務條款所製作發放，請注意此條款列印於背面，亦可在www.sgs.com中查閱。將本公司之義務，免責，管轄權皆明確規範之。除非另有說明，此報告結果僅對檢驗之樣品負責。本報告未經本公司書面許可，不可部份複製。對本報告內容或外觀之任何未經授權之變更、偽造、竄改皆屬非法，違犯者將會被依法追訴。

9.5. Measurement Equipment Used:

| 966 Chamber | | | | | |
|-------------------|--------------|---------------------|---------------|------------|------------|
| EQUIPMENT TYPE | MFR | MODEL NUMBER | SERIAL NUMBER | LAST CAL. | CAL DUE. |
| Spectrum Analyzer | R&S | FSP 40 | 100034 | 05/27/2007 | 05/26/2008 |
| Spectrum Analyzer | Agilent | E7405A | US41160416 | 08/27/2006 | 08/26/2007 |
| Bilog Antenna | SCHWAZBECK | VULB9163 | 152 | 06/03/2007 | 06/02/2008 |
| Horn antenna | Schwarzbeck | BBHA 9120D | 309/320 | 08/16/2006 | 08/15/2007 |
| Horn antenna | Schwarzbeck | BBHA 9170 | 184/185 | 07/04/2007 | 07/03/2008 |
| Pre-Amplifier | HP | 8447D | 2944A09469 | 07/19/2007 | 07/18/2008 |
| Pre-Amplifier | HP | 8494B | 3008A00578 | 02/26/2007 | 02/25/2008 |
| Turn Table | HD | DT420 | N/A | N.C.R | N.C.R |
| Antenna Tower | HD | MA240-N | 240/657 | N.C.R | N.C.R |
| Controller | HD | HD100 | N/A | N.C.R | N.C.R |
| Low Loss Cable | HUBER+SUHNER | SUCOFLEX 104PEA-10M | 10m | 10/09/2006 | 10/08/2007 |
| Low Loss Cable | HUBER+SUHNER | SUCOFLEX 104PEA-3M | 3m | 10/09/2006 | 10/08/2007 |
| Site NSA | SGS | 966 chamber | N/A | 11/17/2006 | 11/16/2007 |

9.6. Field Strength Calculation

The field strength is calculated by adding the Antenna Factor and Cable Factor and subtracting the Amplifier Gain and Duty Cycle Correction Factor(if any) from the measured reading. The basic equation with a sample calculation is as follows:

$$FS = RA + AF + CL - AG$$

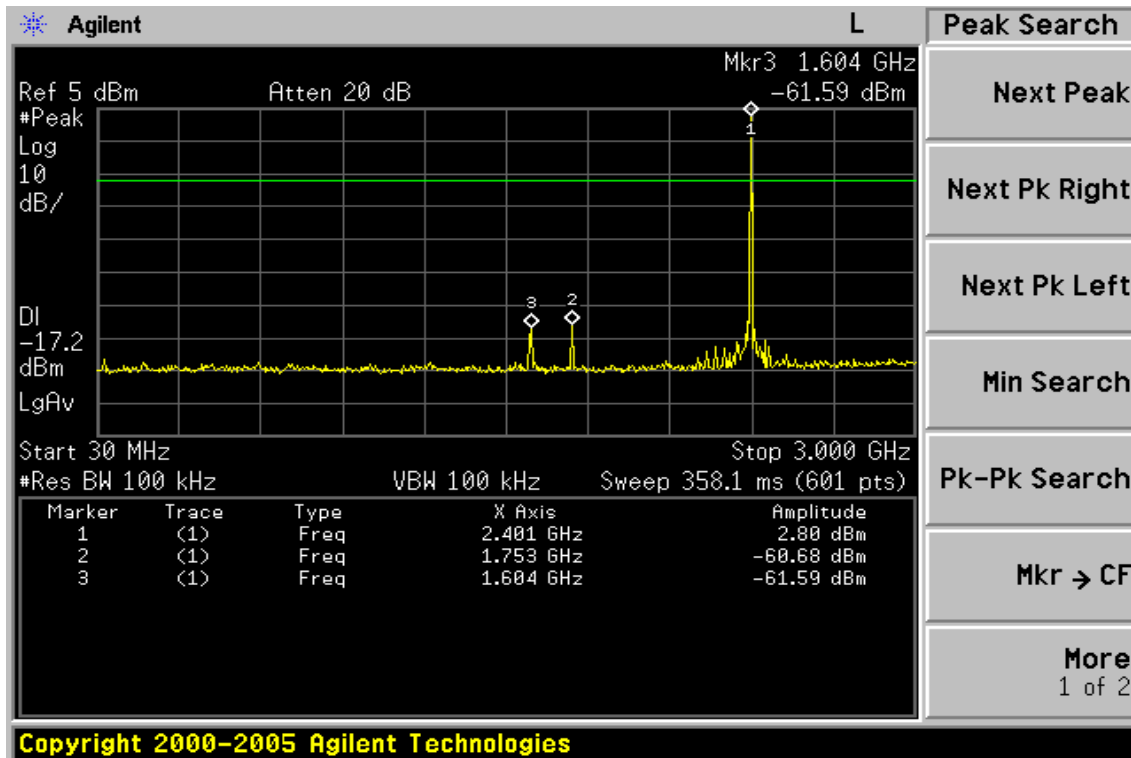
| | | |
|-------|------------------------|--|
| Where | FS = Field Strength | CL = Cable Attenuation Factor (Cable Loss) |
| | RA = Reading Amplitude | AG = Amplifier Gain |
| | AF = Antenna Factor | |

9.7. Measurement Result

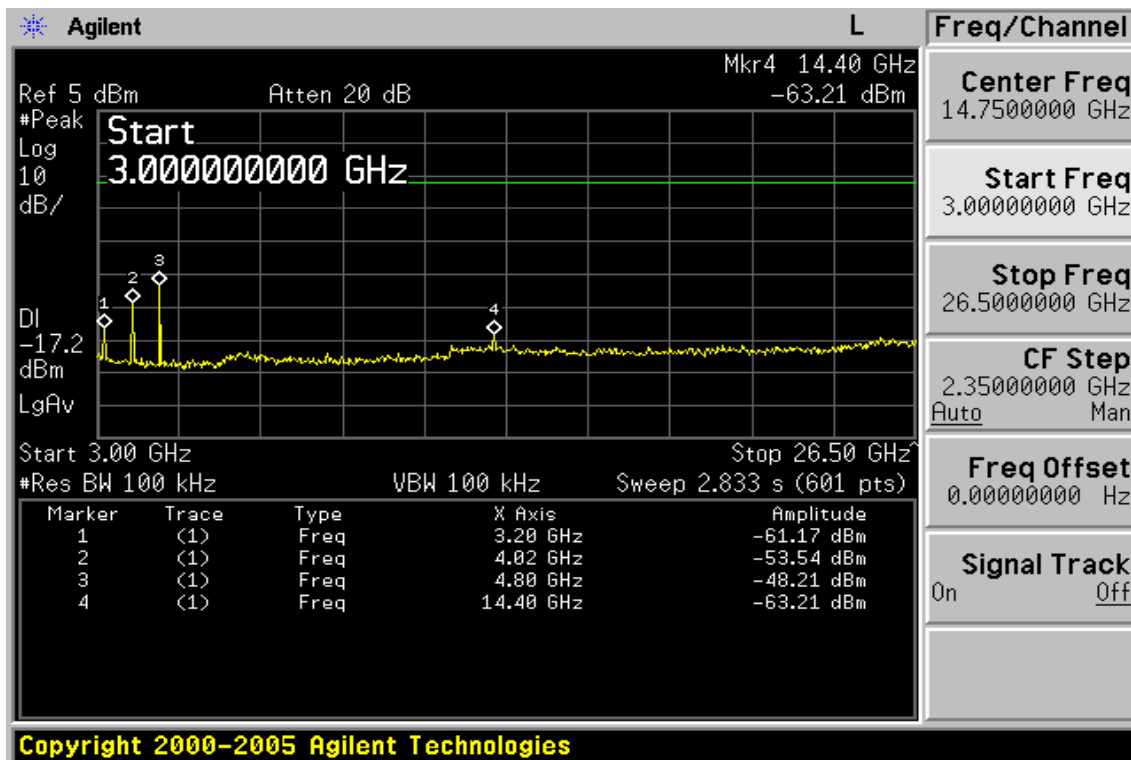
Refer to attach tabular data sheets.

This document is issued by the Company subject to its General Conditions of Service printed overleaf or available on request and accessible at www.sgs.com. Attention is drawn to the limitations of liability, indemnification, and Jurisdictional issued defined therein. Unless otherwise stated, the results shown in this test report refer only to the sample(s) tested. This document cannot be reproduced except in full, without prior approval of Company. Any unauthorized alteration, forgery or falsification of the content or appearance of this report is unlawful and offenders may be prosecuted to the fullest extent of the law. 此報告是遵循本公司訂定之通用服務條款所製作發放，請注意此條款列印於背面，亦可在www.sgs.com中查閱。將本公司之義務，免責，管轄權皆明確規範之。除非另有說明，此報告結果僅對檢驗之樣品負責。本報告未經本公司書面許可，不可部份複製。對本報告內容或外觀之任何未經授權之變更、偽造、竄改皆屬非法，違犯者將會被依法追訴。

Conducted Spurious Emission Measurement Result Ch Low 30MHz – 3GHz

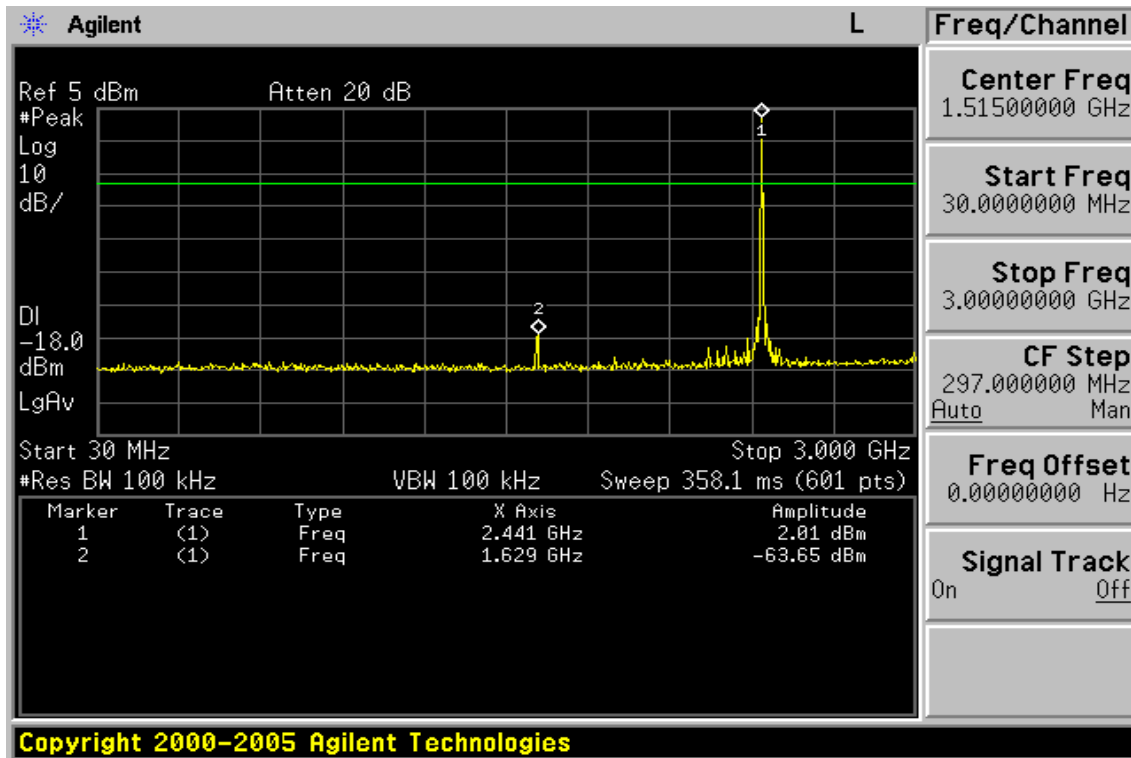


Ch Low 3GHz – 26.5GHz

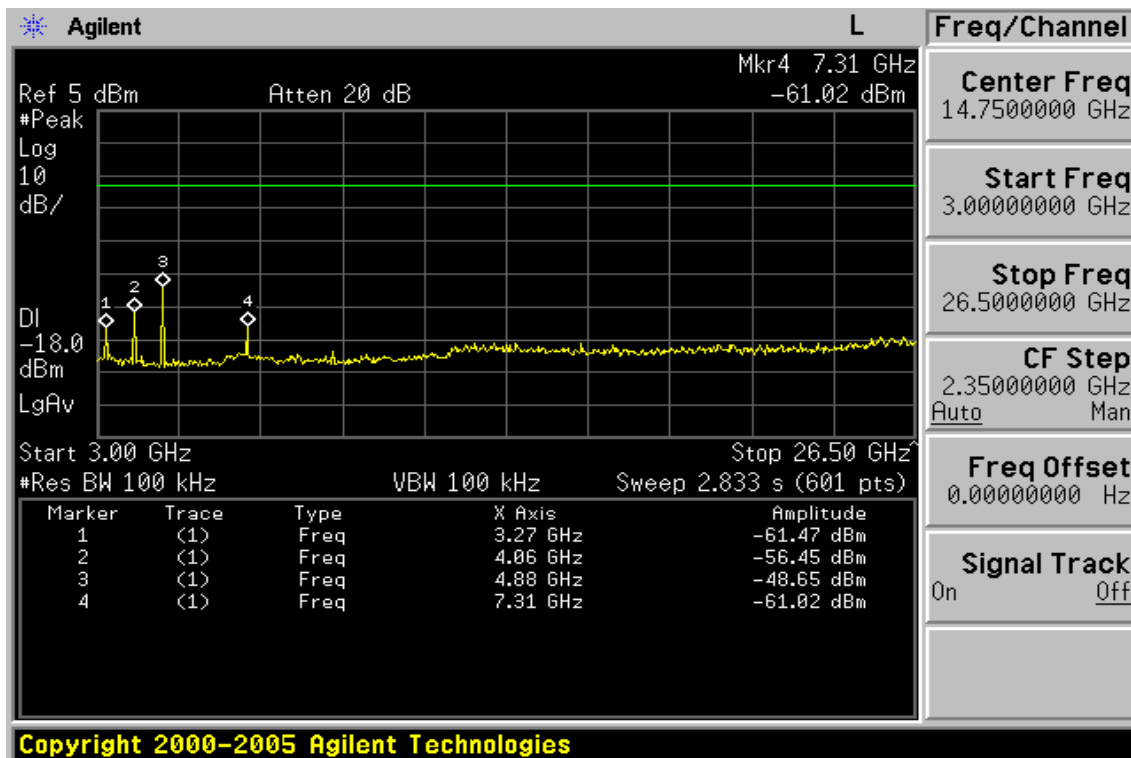


This document is issued by the Company subject to its General Conditions of Service printed overleaf or available on request and accessible at www.sgs.com. Attention is drawn to the limitations of liability, indemnification, and Jurisdictional issued defined therein. Unless otherwise stated, the results shown in this test report refer only to the sample(s) tested. This document cannot be reproduced except in full, without prior approval of Company. Any unauthorized alteration, forgery or falsification of the content or appearance of this report is unlawful and offenders may be prosecuted to the fullest extent of the law. 此報告是遵循本公司訂定之通用服務條款所製作發放，請注意此條款列印於背面，亦可在www.sgs.com中查閱。將本公司之義務，免責，管轄權皆明確規範之。除非另有說明，此報告結果僅對檢驗之樣品負責。本報告未經本公司書面許可，不可部份複製。對本報告內容或外觀之任何未經授權之變更、偽造、竄改皆屬非法，違犯者將會被依法追訴。

Ch Mid 30MHz – 3GHz

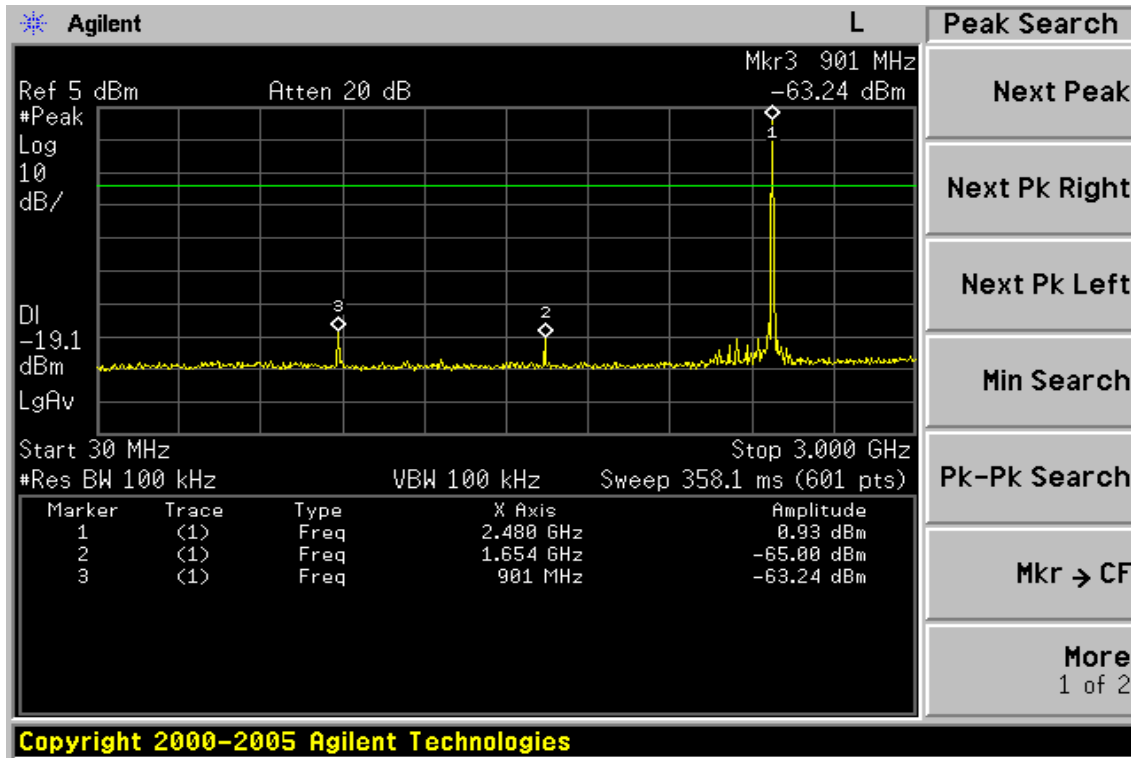


Ch Mid 3GHz – 26.5GHz

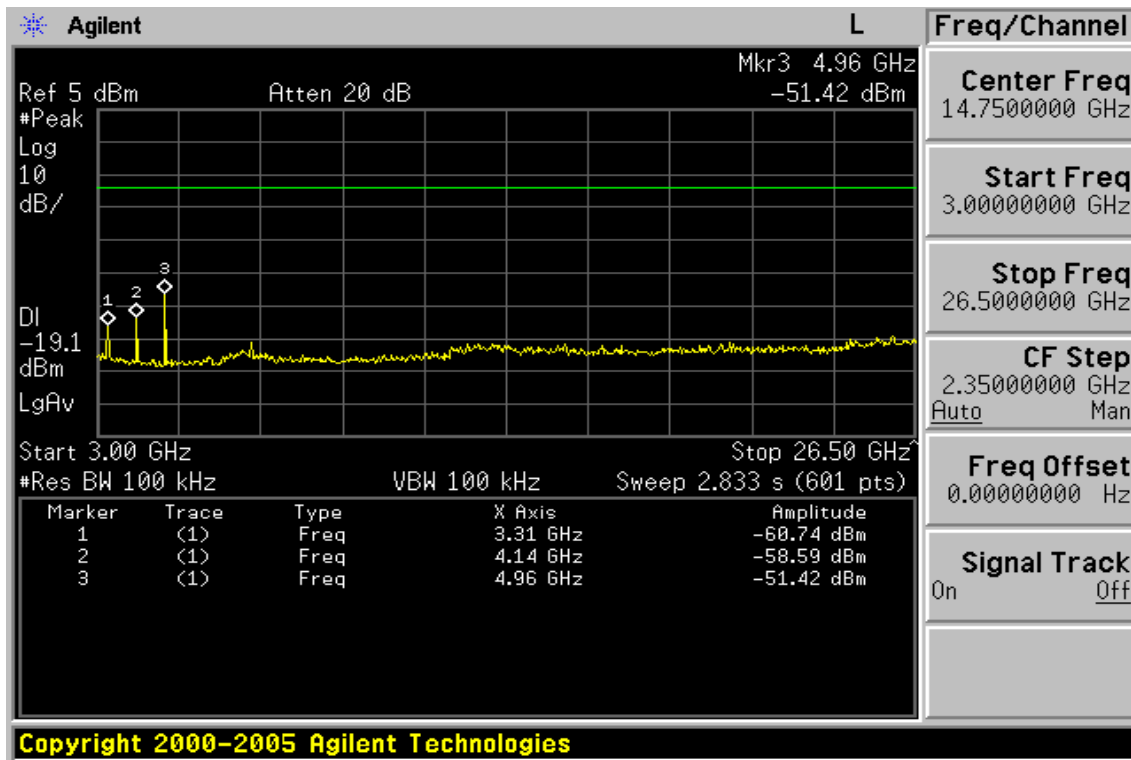


This document is issued by the Company subject to its General Conditions of Service printed overleaf or available on request and accessible at www.sgs.com. Attention is drawn to the limitations of liability, indemnification, and Jurisdictional issued defined therein. Unless otherwise stated, the results shown in this test report refer only to the sample(s) tested. This document cannot be reproduced except in full, without prior approval of Company. Any unauthorized alteration, forgery or falsification of the content or appearance of this report is unlawful and offenders may be prosecuted to the fullest extent of the law. 此報告是遵循本公司訂定之通用服務條款所製作發放，請注意此條款列印於背面，亦可在www.sgs.com中查閱。將本公司之義務，免責，管轄權皆明確規範之。除非另有說明，此報告結果僅對檢驗之樣品負責。本報告未經本公司書面許可，不可部份複製。對本報告內容或外觀之任何未經授權之變更、偽造、竄改皆屬非法，違犯者將會被依法追訴。

Ch High 30MHz – 3GHz



Ch High 3GHz – 26.5GHz



This document is issued by the Company subject to its General Conditions of Service printed overleaf or available on request and accessible at www.sgs.com. Attention is drawn to the limitations of liability, indemnification, and Jurisdictional issued defined therein. Unless otherwise stated, the results shown in this test report refer only to the sample(s) tested. This document cannot be reproduced except in full, without prior approval of Company. Any unauthorized alteration, forgery or falsification of the content or appearance of this report is unlawful and offenders may be prosecuted to the fullest extent of the law. 此報告是遵循本公司訂定之通用服務條款所製作發放，請注意此條款列印於背面，亦可在www.sgs.com中查閱。將本公司之義務，免責，管轄權皆明確規範之。除非另有說明，此報告結果僅對檢驗之樣品負責。本報告未經本公司書面許可，不可部份複製。對本報告內容或外觀之任何未經授權之變更、偽造、竄改皆屬非法，違犯者將會被依法追訴。

Radiated Spurious Emission Measurement Result (below 1GHz)

| | | | |
|-----------------------|-----------|-----------|--------------|
| Operation Mode | TX CH Low | Test Date | Jul 25, 2007 |
| Fundamental Frequency | 2402MHz | Test By | Danny |
| Temperature | 25 | Pol | Ver./Hor. |
| Humidity | 65 % | | |

| Freq. (MHz) | Ant.Pol. H/V | Detector Mode (PK/QP) | Reading (dBuV) | Factor (dB) | Actual FS (dBuV/m) | Limit3m (dBuV/m) | Safe Margin (dB) |
|----------------|-----------------|-----------------------------|-------------------|----------------|-----------------------|---------------------|---------------------|
| 38.73 | V | Peak | 46.77 | -13.84 | 32.93 | 40.00 | -7.07 |
| 58.13 | V | Peak | 41.26 | -14.66 | 26.60 | 40.00 | -13.40 |
| 77.53 | V | Peak | 43.56 | -17.46 | 26.10 | 40.00 | -13.90 |
| 101.73 | V | Peak | 50.53 | -16.87 | 33.66 | 43.50 | -9.84 |
| 211.39 | V | Peak | 43.32 | -15.22 | 28.10 | 43.50 | -15.40 |
| 38.73 | H | Peak | 43.21 | -13.84 | 29.37 | 40.00 | -10.63 |
| 70.74 | H | Peak | 39.96 | -16.27 | 23.69 | 40.00 | -16.31 |
| 101.78 | H | Peak | 41.12 | -16.87 | 24.25 | 43.50 | -19.25 |
| 223.03 | H | Peak | 43.63 | -14.82 | 28.81 | 46.00 | -17.19 |
| 256.98 | H | Peak | 41.85 | -13.67 | 28.18 | 46.00 | -17.82 |

Remark :

- (1) Measuring frequencies from 30 MHz to the 1GHz.
- (2) Radiated emissions measured in frequency range from 30 MHz to 1000MHz were made with an instrument using Peak/QP detector mode.
- (3) Datas of measurement within this frequency range shown “ - ” in the table above means the reading of emissions are attenuated more than 20dB below the permissible limits or the field strength is too small to be measured.
- (4) The IF bandwidth of SPA between 30MHz to 1GHz was 100KHz.

This document is issued by the Company subject to its General Conditions of Service printed overleaf or available on request and accessible at www.sgs.com. Attention is drawn to the limitations of liability, indemnification, and Jurisdictional issued defined therein. Unless otherwise stated, the results shown in this test report refer only to the sample(s) tested. This document cannot be reproduced except in full, without prior approval of Company. Any unauthorized alteration, forgery or falsification of the content or appearance of this report is unlawful and offenders may be prosecuted to the fullest extent of the law. 此報告是遵循本公司訂定之通用服務條款所製作發放，請注意此條款列印於背面，亦可在www.sgs.com中查閱。將本公司之義務，免責，管轄權皆明確規範之。除非另有說明，此報告結果僅對檢驗之樣品負責。本報告未經本公司書面許可，不可部份複製。對本報告內容或外觀之任何未經授權之變更、偽造、竄改皆屬非法，違犯者將會被依法追訴。

Radiated Spurious Emission Measurement Result (below 1GHz)

| | | | |
|-----------------------|-----------|-----------|--------------|
| Operation Mode | TX CH Mid | Test Date | Jul 25, 2007 |
| Fundamental Frequency | 2441MHz | Test By | Danny |
| Temperature | 25 | Pol | Ver./Hor |
| Humidity | 65 % | | |

| Freq. (MHz) | Ant.Pol. H/V | Detector Mode (PK/QP) | Reading (dBuV) | Factor (dB) | Actual FS (dBuV/m) | Limit3m (dBuV/m) | Safe Margin (dB) |
|----------------|-----------------|-----------------------------|-------------------|----------------|-----------------------|---------------------|---------------------|
| 37.76 | V | Peak | 46.77 | -14.24 | 32.53 | 40.00 | -7.47 |
| 56.19 | V | Peak | 40.74 | -14.63 | 26.11 | 40.00 | -13.89 |
| 77.53 | V | Peak | 43.32 | -17.46 | 25.86 | 40.00 | -14.14 |
| 101.78 | V | Peak | 50.85 | -16.87 | 33.98 | 43.50 | -9.52 |
| 211.39 | V | Peak | 42.42 | -15.22 | 27.20 | 43.50 | -16.30 |
| 410.24 | V | Peak | 33.92 | -9.64 | 24.28 | 46.00 | -21.72 |
| 38.73 | H | Peak | 43.85 | -13.84 | 30.01 | 40.00 | -9.99 |
| 72.68 | H | Peak | 39.99 | -16.62 | 23.37 | 40.00 | -16.63 |
| 90.14 | H | Peak | 41.57 | -17.62 | 23.95 | 43.50 | -19.55 |
| 101.78 | H | Peak | 41.26 | -16.87 | 24.39 | 43.50 | -19.11 |
| 223.03 | H | Peak | 44.06 | -14.82 | 29.24 | 46.00 | -16.76 |
| 256.98 | H | Peak | 41.94 | -13.67 | 28.27 | 46.00 | -17.73 |

Remark :

- (1) Measuring frequencies from 30 MHz to the 1GHz.
- (2) Radiated emissions measured in frequency range from 30 MHz to 1000MHz were made with an instrument using Peak/QP detector mode.
- (3) Datas of measurement within this frequency range shown “ - ” in the table above means the reading of emissions are attenuated more than 20dB below the permissible limits or the field strength is too small to be measured.
- (4) The IF bandwidth of SPA between 30MHz to 1GHz was 100KHz.

This document is issued by the Company subject to its General Conditions of Service printed overleaf or available on request and accessible at www.sgs.com. Attention is drawn to the limitations of liability, indemnification, and Jurisdictional issued defined therein. Unless otherwise stated, the results shown in this test report refer only to the sample(s) tested. This document cannot be reproduced except in full, without prior approval of Company. Any unauthorized alteration, forgery or falsification of the content or appearance of this report is unlawful and offenders may be prosecuted to the fullest extent of the law. 此報告是遵循本公司訂定之通用服務條款所製作發放，請注意此條款列印於背面，亦可在www.sgs.com中查閱。將本公司之義務，免責，管轄權皆明確規範之。除非另有說明，此報告結果僅對檢驗之樣品負責。本報告未經本公司書面許可，不可部份複製。對本報告內容或外觀之任何未經授權之變更、偽造、竄改皆屬非法，違犯者將會被依法追訴。

Radiated Spurious Emission Measurement Result (below 1GHz)

| | | | |
|-----------------------|------------|-----------|--------------|
| Operation Mode | TX CH High | Test Date | Jul 25, 2007 |
| Fundamental Frequency | 2480MHz | Test By | Danny |
| Temperature | 25 | Pol | Ver./Hor |
| Humidity | 65 % | | |

| Freq. (MHz) | Ant.Pol. H/V | Detector Mode (PK/QP) | Reading (dBuV) | Factor (dB) | Actual FS (dBuV/m) | Limit3m (dBuV/m) | Safe Margin (dB) |
|----------------|-----------------|-----------------------------|-------------------|----------------|-----------------------|---------------------|---------------------|
| 58.13 | V | Peak | 40.37 | -14.66 | 25.71 | 40.00 | -14.29 |
| 77.53 | V | Peak | 42.65 | -17.46 | 25.19 | 40.00 | -14.81 |
| 101.78 | V | Peak | 50.72 | -16.87 | 33.85 | 43.50 | -9.65 |
| 211.39 | V | Peak | 42.42 | -15.22 | 27.20 | 43.50 | -16.30 |
| 412.18 | V | Peak | 34.00 | -9.59 | 24.41 | 46.00 | -21.59 |
| 36.79 | H | Peak | 44.23 | -14.36 | 29.87 | 40.00 | -10.13 |
| 96.93 | H | Peak | 40.52 | -17.16 | 23.36 | 43.50 | -20.14 |
| 206.54 | H | Peak | 41.51 | -15.39 | 26.12 | 43.50 | -17.38 |
| 225.94 | H | Peak | 42.80 | -14.61 | 28.19 | 46.00 | -17.81 |
| 256.98 | H | Peak | 42.18 | -13.67 | 28.51 | 46.00 | -17.49 |
| 58.13 | V | Peak | 40.37 | -14.66 | 25.71 | 40.00 | -14.29 |
| 77.53 | V | Peak | 42.65 | -17.46 | 25.19 | 40.00 | -14.81 |

Remark :

- (1) Measuring frequencies from 30 MHz to the 1GHz.
- (2) Radiated emissions measured in frequency range from 30 MHz to 1000MHz were made with an instrument using Peak/QP detector mode.
- (3) Datas of measurement within this frequency range shown “ - ” in the table above means the reading of emissions are attenuated more than 20dB below the permissible limits or the field strength is too small to be measured.
- (4) The IF bandwidth of SPA between 30MHz to 1GHz was 100KHz.

This document is issued by the Company subject to its General Conditions of Service printed overleaf or available on request and accessible at www.sgs.com. Attention is drawn to the limitations of liability, indemnification, and Jurisdictional issued defined therein. Unless otherwise stated, the results shown in this test report refer only to the sample(s) tested. This document cannot be reproduced except in full, without prior approval of Company. Any unauthorized alteration, forgery or falsification of the content or appearance of this report is unlawful and offenders may be prosecuted to the fullest extent of the law. 此報告是遵循本公司訂定之通用服務條款所製作發放，請注意此條款列印於背面，亦可在www.sgs.com中查閱。將本公司之義務，免責，管轄權皆明確規範之。除非另有說明，此報告結果僅對檢驗之樣品負責。本報告未經本公司書面許可，不可部份複製。對本報告內容或外觀之任何未經授權之變更、偽造、竄改皆屬非法，違犯者將會被依法追訴。

Radiated Spurious Emission Measurement Result (above 1GHz)

| | | | |
|-----------------------|-----------|-----------|---------------|
| Operation Mode | TX CH Low | Test Date | Jan. 11, 2007 |
| Fundamental Frequency | 2402 MHz | Test By | Sky |
| Temperature | 25 | Pol | Ver. |
| Humidity | 65 % | | |

| Freq. (MHz) | Peak | AV | Ant./CL CF(dB) | Actual FS | | Peak | AV | Margin (dB) | |
|----------------|-------------------|-------------------|-------------------|------------------|----------------|-------------------|-------------------|----------------|------|
| | Reading (dBuV) | Reading (dBuV) | | Peak (dBuV/m) | AV (dBuV/m) | Limit (dBuV/m) | Limit (dBuV/m) | | |
| 1589.0 | 41.90 | -- | -5.48 | 36.42 | -- | 74.00 | 54.00 | -17.58 | Peak |
| 3203.5 | 37.90 | -- | 1.07 | 38.97 | -- | 74.00 | 54.00 | -15.03 | Peak |
| 4804.0 | 42.44 | -- | 5.99 | 48.43 | -- | 74.00 | 54.00 | -5.57 | Peak |
| 7206.0 | ---- | | | | | | | | |
| 9608.0 | ---- | | | | | | | | |
| 12010.0 | ---- | | | | | | | | |
| 14412.0 | ---- | | | | | | | | |
| 16814.0 | ---- | | | | | | | | |
| 19216.0 | ---- | | | | | | | | |
| 21618.0 | ---- | | | | | | | | |
| 24020.0 | ---- | | | | | | | | |

Remark :

- (1) Measuring frequencies from 1GHz to the 10th harmonic of highest fundamental frequency.
- (2) Datas of measurement within this frequency range shown “ - ” in the table above means the reading of emissions are attenuated more than 20dB below the permissible limits or the field strength is too small to be measured.
- (3) Radiated emissions measured in frequency above 1000MHz were made with an instrument using Peak detector mode and average detector mode of the emission shown in Actual FS column.
- (4) Spectrum Peak Setting : 1GHz- 26GHz, RBW= 1MHz, VBW= 3MHz, Sweep time= 200 ms.
- (5) Spectrum AV Setting : 1GHz- 26GHz, RBW= 1MHz, VBW= 10Hz, Sweep time= 200 ms.

This document is issued by the Company subject to its General Conditions of Service printed overleaf or available on request and accessible at www.sgs.com. Attention is drawn to the limitations of liability, indemnification, and Jurisdictional issued defined therein. Unless otherwise stated, the results shown in this test report refer only to the sample(s) tested. This document cannot be reproduced except in full, without prior approval of Company. Any unauthorized alteration, forgery or falsification of the content or appearance of this report is unlawful and offenders may be prosecuted to the fullest extent of the law. 此報告是遵循本公司訂定之通用服務條款所製作發放，請注意此條款列印於背面，亦可在www.sgs.com中查閱。將本公司之義務，免責，管轄權皆明確規範之。除非另有說明，此報告結果僅對檢驗之樣品負責。本報告未經本公司書面許可，不可部份複製。對本報告內容或外觀之任何未經授權之變更、偽造、竄改皆屬非法，違犯者將會被依法追訴。

Radiated Spurious Emission Measurement Result (above 1GHz)

| | | | |
|-----------------------|-----------|-----------|---------------|
| Operation Mode | TX CH Low | Test Date | Jan. 11, 2007 |
| Fundamental Frequency | 2402 MHz | Test By | Sky |
| Temperature | 25 | Pol | Hor |
| Humidity | 65 % | | |

| Freq. (MHz) | Peak | AV | Ant./CL CF(dB) | Actual FS | | Peak | AV | Margin (dB) | |
|----------------|-------------------|-------------------|-------------------|------------------|----------------|-------------------|-------------------|----------------|------|
| | Reading (dBuV) | Reading (dBuV) | | Peak (dBuV/m) | AV (dBuV/m) | Limit (dBuV/m) | Limit (dBuV/m) | | |
| 1351.0 | 43.99 | -- | -6.56 | 37.43 | -- | 74.00 | 54.00 | -16.57 | Peak |
| 1598.0 | 44.00 | -- | -5.48 | 38.52 | -- | 74.00 | 54.00 | -15.48 | Peak |
| 3203.5 | 42.45 | -- | 1.07 | 43.52 | -- | 74.00 | 54.00 | -10.48 | Peak |
| 4804.0 | 42.55 | -- | 5.99 | 48.54 | -- | 74.00 | 54.00 | -5.46 | Peak |
| 7206.0 | ---- | | | | | | | | |
| 9608.0 | ---- | | | | | | | | |
| 12010.0 | ---- | | | | | | | | |
| 14412.0 | ---- | | | | | | | | |
| 16814.0 | ---- | | | | | | | | |
| 19216.0 | ---- | | | | | | | | |
| 21618.0 | ---- | | | | | | | | |
| 24020.0 | ---- | | | | | | | | |

Remark :

- (1) Measuring frequencies from 1GHz to the 10th harmonic of highest fundamental frequency.
- (2) Datas of measurement within this frequency range shown “ - ” in the table above means the reading of emissions are attenuated more than 20dB below the permissible limits or the field strength is too small to be measured.
- (3) Radiated emissions measured in frequency above 1000MHz were made with an instrument using Peak detector mode and average detector mode of the emission shown in Actual FS column.
- (4) Spectrum Peak Setting : 1GHz- 26GHz, RBW= 1MHz, VBW= 3MHz, Sweep time= 200 ms.
- (5) Spectrum AV Setting : 1GHz- 26GHz, RBW= 1MHz, VBW= 10Hz, Sweep time= 200 ms.

This document is issued by the Company subject to its General Conditions of Service printed overleaf or available on request and accessible at www.sgs.com. Attention is drawn to the limitations of liability, indemnification, and Jurisdictional issued defined therein. Unless otherwise stated, the results shown in this test report refer only to the sample(s) tested. This document cannot be reproduced except in full, without prior approval of Company. Any unauthorized alteration, forgery or falsification of the content or appearance of this report is unlawful and offenders may be prosecuted to the fullest extent of the law. 此報告是遵循本公司訂定之通用服務條款所製作發放，請注意此條款列印於背面，亦可在www.sgs.com中查閱。將本公司之義務，免責，管轄權皆明確規範之。除非另有說明，此報告結果僅對檢驗之樣品負責。本報告未經本公司書面許可，不可部份複製。對本報告內容或外觀之任何未經授權之變更、偽造、竄改皆屬非法，違犯者將會被依法追訴。

Radiated Spurious Emission Measurement Result (above 1GHz)

| | | | |
|-----------------------|-----------|-----------|---------------|
| Operation Mode | TX CH Mid | Test Date | Jan. 11, 2007 |
| Fundamental Frequency | 2441 MHz | Test By | Sky |
| Temperature | 25 | Pol | Ver |
| Humidity | 65 % | | |

| Freq. (MHz) | Peak | AV | Ant./CL CF(dB) | Actual FS | | Peak | AV | Margin (dB) | |
|----------------|-------------------|-------------------|-------------------|------------------|----------------|-------------------|-------------------|----------------|------|
| | Reading (dBuV) | Reading (dBuV) | | Peak (dBuV/m) | AV (dBuV/m) | Limit (dBuV/m) | Limit (dBuV/m) | | |
| 1630.5 | 42.19 | -- | -5.26 | 36.93 | -- | 74.00 | 54.00 | -17.07 | Peak |
| 4882.0 | 39.62 | -- | 6.17 | 45.79 | -- | 74.00 | 54.00 | -8.21 | Peak |
| 7323.0 | ---- | | | | | | | | |
| 9764.0 | ---- | | | | | | | | |
| 12205.0 | ---- | | | | | | | | |
| 14646.0 | ---- | | | | | | | | |
| 17087.0 | ---- | | | | | | | | |
| 19528.0 | ---- | | | | | | | | |
| 21969.0 | ---- | | | | | | | | |
| 24410.0 | ---- | | | | | | | | |

Remark :

- (1) Measuring frequencies from 1GHz to the 10th harmonic of highest fundamental frequency.
- (2) Datas of measurement within this frequency range shown “ - ” in the table above means the reading of emissions are attenuated more than 20dB below the permissible limits or the field strength is too small to be measured.
- (3) Radiated emissions measured in frequency above 1000MHz were made with an instrument using Peak detector mode and average detector mode of the emission shown in Actual FS column.
- (4) Spectrum Peak Setting : 1GHz- 26GHz, RBW= 1MHz, VBW= 3MHz, Sweep time= 200 ms.
- (5) Spectrum AV Setting : 1GHz- 26GHz, RBW= 1MHz, VBW= 10Hz, Sweep time= 200 ms.

This document is issued by the Company subject to its General Conditions of Service printed overleaf or available on request and accessible at www.sgs.com. Attention is drawn to the limitations of liability, indemnification, and Jurisdictional issued defined therein. Unless otherwise stated, the results shown in this test report refer only to the sample(s) tested. This document cannot be reproduced except in full, without prior approval of Company. Any unauthorized alteration, forgery or falsification of the content or appearance of this report is unlawful and offenders may be prosecuted to the fullest extent of the law. 此報告是遵循本公司訂定之通用服務條款所製作發放，請注意此條款列印於背面，亦可在www.sgs.com中查閱。將本公司之義務，免責，管轄權皆明確規範之。除非另有說明，此報告結果僅對檢驗之樣品負責。本報告未經本公司書面許可，不可部份複製。對本報告內容或外觀之任何未經授權之變更、偽造、竄改皆屬非法，違犯者將會被依法追訴。

Radiated Spurious Emission Measurement Result (above 1GHz)

| | | | |
|-----------------------|-----------|-----------|---------------|
| Operation Mode | TX CH Mid | Test Date | Jan. 11, 2007 |
| Fundamental Frequency | 2441 MHz | Test By | Sky |
| Temperature | 25 | Pol | Hor |
| Humidity | 65 % | | |

| Freq. (MHz) | Peak | AV | Ant./CL CF(dB) | Actual FS | | Peak | AV | Margin (dB) | |
|----------------|-------------------|-------------------|-------------------|------------------|----------------|-------------------|-------------------|----------------|------|
| | Reading (dBuV) | Reading (dBuV) | | Peak (dBuV/m) | AV (dBuV/m) | Limit (dBuV/m) | Limit (dBuV/m) | | |
| 1351.0 | 44.07 | -- | -6.56 | 37.51 | -- | 74.00 | 54.00 | -16.49 | Peak |
| 1630.5 | 44.14 | -- | -5.26 | 38.88 | -- | 74.00 | 54.00 | -15.12 | Peak |
| 3255.5 | 41.81 | -- | 1.23 | 43.04 | -- | 74.00 | 54.00 | -10.96 | Peak |
| 4882.0 | 40.31 | -- | 6.17 | 46.48 | -- | 74.00 | 54.00 | -7.52 | Peak |
| 7323.0 | ---- | | | | | | | | |
| 9764.0 | ---- | | | | | | | | |
| 12205.0 | ---- | | | | | | | | |
| 14646.0 | ---- | | | | | | | | |
| 17087.0 | ---- | | | | | | | | |
| 19528.0 | ---- | | | | | | | | |
| 21969.0 | ---- | | | | | | | | |
| 24410.0 | ---- | | | | | | | | |

Remark :

- (1) Measuring frequencies from 1GHz to the 10th harmonic of highest fundamental frequency.
- (2) Datas of measurement within this frequency range shown “ - ” in the table above means the reading of emissions are attenuated more than 20dB below the permissible limits or the field strength is too small to be measured.
- (3) Radiated emissions measured in frequency above 1000MHz were made with an instrument using Peak detector mode and average detector mode of the emission shown in Actual FS column.
- (4) Spectrum Peak Setting : 1GHz- 26GHz, RBW= 1MHz, VBW= 3MHz, Sweep time= 200 ms.
- (5) Spectrum AV Setting : 1GHz- 26GHz, RBW= 1MHz, VBW= 10Hz, Sweep time= 200 ms.

This document is issued by the Company subject to its General Conditions of Service printed overleaf or available on request and accessible at www.sgs.com. Attention is drawn to the limitations of liability, indemnification, and Jurisdictional issued defined therein. Unless otherwise stated, the results shown in this test report refer only to the sample(s) tested. This document cannot be reproduced except in full, without prior approval of Company. Any unauthorized alteration, forgery or falsification of the content or appearance of this report is unlawful and offenders may be prosecuted to the fullest extent of the law. 此報告是遵循本公司訂定之通用服務條款所製作發放，請注意此條款列印於背面，亦可在www.sgs.com中查閱。將本公司之義務，免責，管轄權皆明確規範之。除非另有說明，此報告結果僅對檢驗之樣品負責。本報告未經本公司書面許可，不可部份複製。對本報告內容或外觀之任何未經授權之變更、偽造、竄改皆屬非法，違犯者將會被依法追訴。

Radiated Spurious Emission Measurement Result (above 1GHz)

| | | | |
|-----------------------|------------|-----------|---------------|
| Operation Mode | TX CH High | Test Date | Jan. 11, 2007 |
| Fundamental Frequency | 2480 MHz | Test By | Sky |
| Temperature | 25 | Pol | Ver. |
| Humidity | 65 % | | |

| Freq. (MHz) | Peak | AV | Ant./CL CF(dB) | Actual FS | | Peak | AV | Margin (dB) | |
|----------------|-------------------|-------------------|-------------------|------------------|----------------|-------------------|-------------------|----------------|------|
| | Reading (dBuV) | Reading (dBuV) | | Peak (dBuV/m) | AV (dBuV/m) | Limit (dBuV/m) | Limit (dBuV/m) | | |
| 1351.0 | 44.21 | -- | -6.56 | 37.65 | -- | 74.00 | 54.00 | -16.35 | Peak |
| 1643.5 | 48.00 | -- | -5.22 | 42.78 | -- | 74.00 | 54.00 | -11.22 | Peak |
| 3301.0 | 40.72 | -- | 1.42 | 42.14 | -- | 74.00 | 54.00 | -11.86 | Peak |
| 4960.0 | 38.92 | -- | 6.36 | 45.28 | -- | 74.00 | 54.00 | -8.72 | Peak |
| 7440.0 | ---- | | | | | | | | |
| 9920.0 | ---- | | | | | | | | |
| 12400.0 | ---- | | | | | | | | |
| 14880.0 | ---- | | | | | | | | |
| 17360.0 | ---- | | | | | | | | |
| 19840.0 | ---- | | | | | | | | |
| 22320.0 | ---- | | | | | | | | |
| 24800.0 | ---- | | | | | | | | |

Remark :

- (1) Measuring frequencies from 1GHz to the 10th harmonic of highest fundamental frequency.
- (2) Datas of measurement within this frequency range shown “ - ” in the table above means the reading of emissions are attenuated more than 20dB below the permissible limits or the field strength is too small to be measured.
- (3) Radiated emissions measured in frequency above 1000MHz were made with an instrument using Peak detector mode and average detector mode of the emission shown in Actual FS column.
- (4) Spectrum Peak Setting : 1GHz- 26GHz, RBW= 1MHz, VBW= 3MHz, Sweep time= 200 ms.
- (5) Spectrum AV Setting : 1GHz- 26GHz, RBW= 1MHz, VBW= 10Hz, Sweep time= 200 ms.

This document is issued by the Company subject to its General Conditions of Service printed overleaf or available on request and accessible at www.sgs.com. Attention is drawn to the limitations of liability, indemnification, and Jurisdictional issued defined therein. Unless otherwise stated, the results shown in this test report refer only to the sample(s) tested. This document cannot be reproduced except in full, without prior approval of Company. Any unauthorized alteration, forgery or falsification of the content or appearance of this report is unlawful and offenders may be prosecuted to the fullest extent of the law. 此報告是遵循本公司訂定之通用服務條款所製作發放，請注意此條款列印於背面，亦可在www.sgs.com中查閱。將本公司之義務，免責，管轄權皆明確規範之。除非另有說明，此報告結果僅對檢驗之樣品負責。本報告未經本公司書面許可，不可部份複製。對本報告內容或外觀之任何未經授權之變更、偽造、竄改皆屬非法，違犯者將會被依法追訴。

Radiated Spurious Emission Measurement Result (above 1GHz)

| | | | |
|-----------------------|------------|-----------|---------------|
| Operation Mode | TX CH High | Test Date | Jan. 11, 2007 |
| Fundamental Frequency | 2480 MHz | Test By | Sky |
| Temperature | 25 | Pol | Hor |
| Humidity | 65 % | | |

| Freq. (MHz) | Peak | AV | Ant./CL CF(dB) | Actual FS | | Peak | AV | Margin (dB) | |
|----------------|-------------------|-------------------|-------------------|------------------|----------------|-------------------|-------------------|----------------|------|
| | Reading (dBuV) | Reading (dBuV) | | Peak (dBuV/m) | AV (dBuV/m) | Limit (dBuV/m) | Limit (dBuV/m) | | |
| 1351.0 | 44.21 | -- | -6.56 | 37.65 | -- | 74.00 | 54.00 | -16.35 | Peak |
| 1643.5 | 48.00 | -- | -5.22 | 42.78 | -- | 74.00 | 54.00 | -11.22 | Peak |
| 3301.0 | 40.72 | -- | 1.42 | 42.14 | -- | 74.00 | 54.00 | -11.86 | Peak |
| 4960.0 | 38.92 | -- | 6.36 | 45.28 | -- | 74.00 | 54.00 | -8.72 | Peak |
| 7440.0 | ---- | | | | | | | | |
| 9920.0 | ---- | | | | | | | | |
| 12400.0 | ---- | | | | | | | | |
| 14880.0 | ---- | | | | | | | | |
| 17360.0 | ---- | | | | | | | | |
| 19840.0 | ---- | | | | | | | | |
| 22320.0 | ---- | | | | | | | | |
| 24800.0 | ---- | | | | | | | | |

Remark :

- (1) Measuring frequencies from 1GHz to the 10th harmonic of highest fundamental frequency.
- (2) Datas of measurement within this frequency range shown “ - ” in the table above means the reading of emissions are attenuated more than 20dB below the permissible limits or the field strength is too small to be measured.
- (3) Radiated emissions measured in frequency above 1000MHz were made with an instrument using Peak detector mode and average detector mode of the emission shown in Actual FS column.
- (4) Spectrum Peak Setting : 1GHz- 26GHz, RBW= 1MHz, VBW= 3MHz, Sweep time= 200 ms.
- (5) Spectrum AV Setting : 1GHz- 26GHz, RBW= 1MHz, VBW= 10Hz, Sweep time= 200 ms.

This document is issued by the Company subject to its General Conditions of Service printed overleaf or available on request and accessible at www.sgs.com. Attention is drawn to the limitations of liability, indemnification, and Jurisdictional issued defined therein. Unless otherwise stated, the results shown in this test report refer only to the sample(s) tested. This document cannot be reproduced except in full, without prior approval of Company. Any unauthorized alteration, forgery or falsification of the content or appearance of this report is unlawful and offenders may be prosecuted to the fullest extent of the law. 此報告是遵循本公司訂定之通用服務條款所製作發放，請注意此條款列印於背面，亦可在www.sgs.com中查閱。將本公司之義務，免責，管轄權皆明確規範之。除非另有說明，此報告結果僅對檢驗之樣品負責。本報告未經本公司書面許可，不可部份複製。對本報告內容或外觀之任何未經授權之變更、偽造、竄改皆屬非法，違犯者將會被依法追訴。

10. FREQUENCY SEPARATION

10.1. Standard Applicable

According to §15.247(a)(1), Frequency hopping systems shall have hopping channel carrier frequencies separated by minimum of 25KHz or the 20dB bandwidth of the hopping channel, whichever is greater.

10.2. Measurement Procedure

1. Place the EUT on the table and set it in transmitting mode.
2. Remove the antenna from the EUT and then connect a low loss RF cable from the antenna port to the spectrum analyzer.
3. Set center frequency of spectrum analyzer = middle of hopping channel .
4. Set the spectrum analyzer as RBW,VBW=100KHz, Adjust Span to 5 MHz, Sweep = auto.
5. Max hold. Mark 3 Peaks of hopping channel and record the 3 peaks frequency.

10.3. Measurement Result

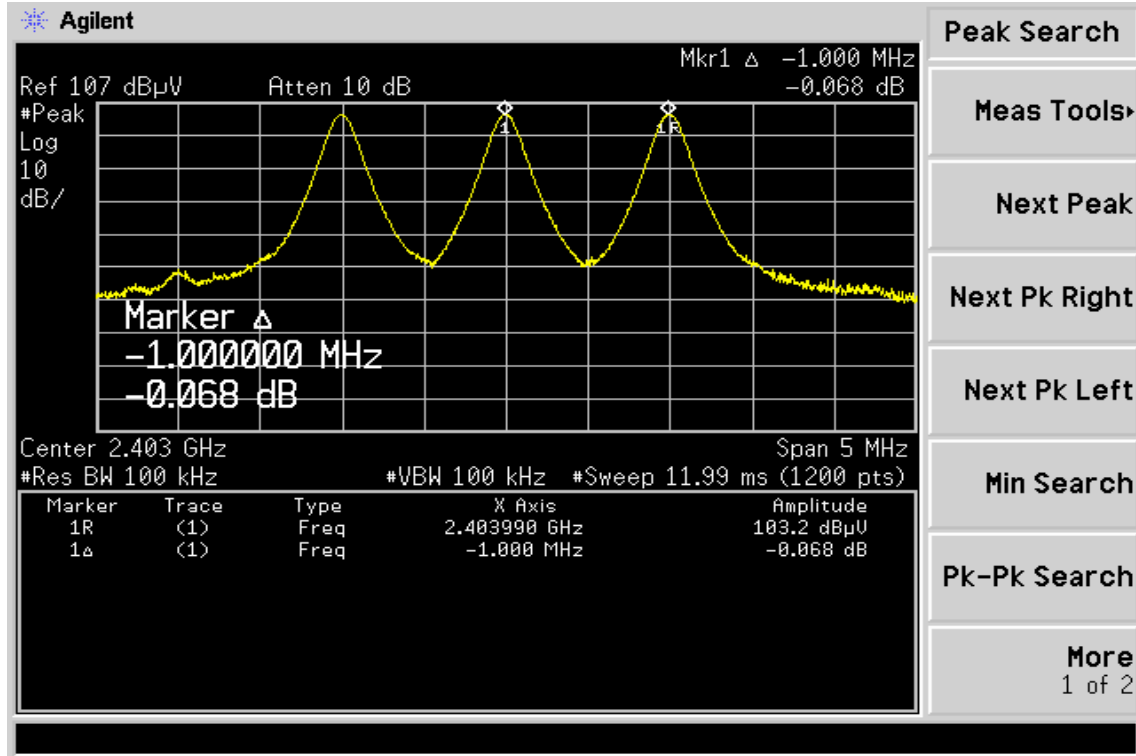
| Channel separation | Limit | Result |
|--------------------|---|--------|
| MHz | kHz | |
| 1 | $\geq 25\text{KHz}$ or $2/3 * 20\text{ dB bandwidth}$ | PASS |

10.4. Measurement Equipment Used:

| Conducted Emission Test Site | | | | | |
|------------------------------|--------------|-----------------|---------------|------------|------------|
| EQUIPMENT TYPE | MFR | MODEL NUMBER | SERIAL NUMBER | LAST CAL. | CAL DUE. |
| Spectrum Analyzer | Agilent | E4446A | MY43360126 | 03/29/2007 | 03/28/2008 |
| Spectrum Analyzer | Agilent | 7405A | US41160416 | 06/28/2007 | 06/29/2008 |
| Spectrum Analyzer | R&S | FSP 40 | 100034 | 11/09/2006 | 11/10/2007 |
| Low Loss Cable | HUBER+SUHNER | SUCOFLEX 104PEA | N/A | N/A | N/A |
| Attenuator | Mini-Circuit | BW-S10W5 | N/A | 10/07/2006 | 10/06/2007 |
| Attenuator | Mini-Circuit | BW-S6W5 | N/A | 10/07/2006 | 10/06/2007 |
| Splitter | Mini-Circuit | ZFSC-2-10G | N/A | 10/07/2006 | 10/06/2007 |

This document is issued by the Company subject to its General Conditions of Service printed overleaf or available on request and accessible at www.sgs.com. Attention is drawn to the limitations of liability, indemnification, and Jurisdictional issued defined therein. Unless otherwise stated, the results shown in this test report refer only to the sample(s) tested. This document cannot be reproduced except in full, without prior approval of Company. Any unauthorized alteration, forgery or falsification of the content or appearance of this report is unlawful and offenders may be prosecuted to the fullest extent of the law. 此報告是遵循本公司訂定之通用服務條款所製作發放，請注意此條款列印於背面，亦可在www.sgs.com中查閱。將本公司之義務，免責，管轄權皆明確規範之。除非另有說明，此報告結果僅對檢驗之樣品負責。本報告未經本公司書面許可，不可部份複製。對本報告內容或外觀之任何未經授權之變更、偽造、竄改皆屬非法，違犯者將會被依法追訴。

Frequency Separation Test Data



This document is issued by the Company subject to its General Conditions of Service printed overleaf or available on request and accessible at www.sgs.com. Attention is drawn to the limitations of liability, indemnification, and Jurisdictional issued defined therein. Unless otherwise stated, the results shown in this test report refer only to the sample(s) tested. This document cannot be reproduced except in full, without prior approval of Company. Any unauthorized alteration, forgery or falsification of the content or appearance of this report is unlawful and offenders may be prosecuted to the fullest extent of the law. 此報告是遵循本公司訂定之通用服務條款所製作發放，請注意此條款列印於背面，亦可在www.sgs.com中查閱。將本公司之義務，免責，管轄權皆明確規範之。除非另有說明，此報告結果僅對檢驗之樣品負責。本報告未經本公司書面許可，不可部份複製。對本報告內容或外觀之任何未經授權之變更、偽造、竄改皆屬非法，違犯者將會被依法追訴。

11. NUMBER OF HOPPING FREQUENCY

11.1. Standard Applicable

According to §15.247(a)(1)(iii), Frequency hopping systems operating in the 2400MHz-2483.5 MHz bands shall use at least 15 hopping frequencies.

11.2. Measurement Procedure

1. Place the EUT on the table and set it in transmitting mode.
2. Remove the antenna from the EUT and then connect a low loss RF cable from the antenna port to the spectrum analyzer.
3. Set spectrum analyzer Start=2400MHz, Stop = 2483.5MHz, Sweep = auto.
4. Set the spectrum analyzer as RBW,VBW=100KHz,
5. Max hold, view and count how many channel in the band.

11.3. Measurement Result

The nominal channel spacing of the Bluetooth system is 1Mhz independent of the operating mode.

The maximum “initial carrier frequency tolerance” which is allowed for Bluetooth is fcenter = 75 kHz.

This was checked during the Bluetooth Qualification tests (Test Case: TRM/CA/07-E) for three frequencies (2402, 2441, 2480 MHz).

Additionally an example for the channel separation is given in the test report

| Total No of hopping channel | Limit (CH) | Measurement result (CH) | Result |
|-----------------------------|------------|-------------------------|--------|
| | 15 | 79 | Pass |

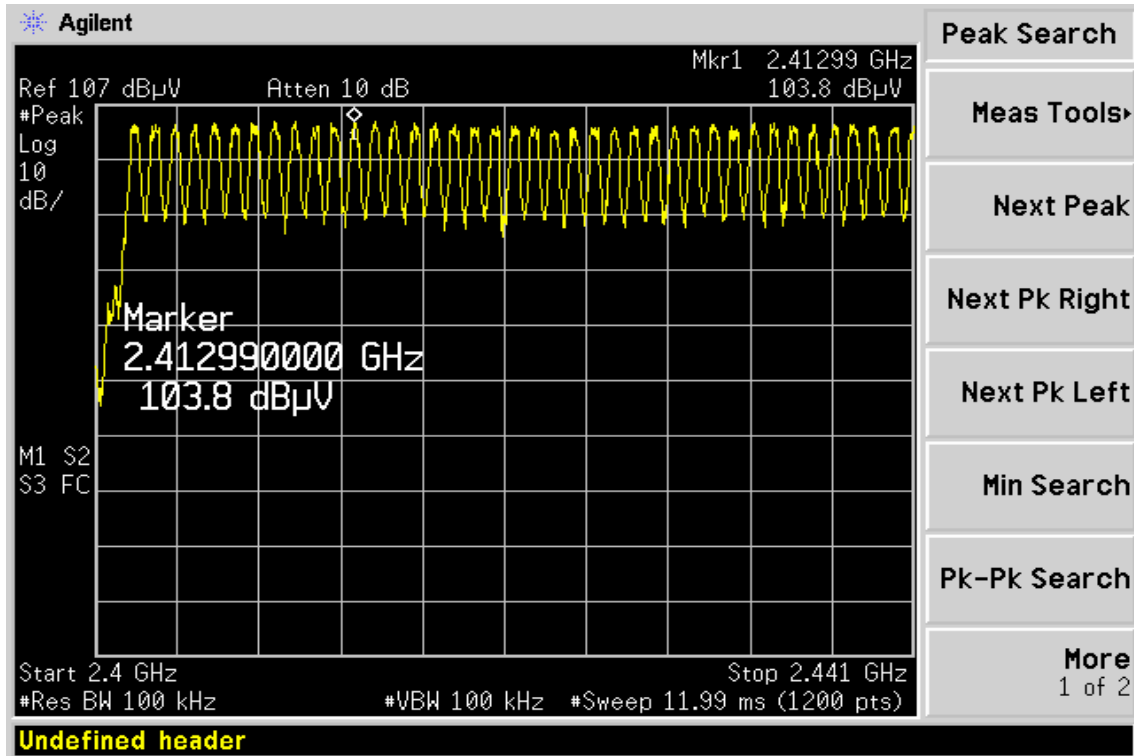
11.4. Measurement Equipment Used:

| Conducted Emission Test Site | | | | | |
|------------------------------|--------------|-----------------|---------------|------------|------------|
| EQUIPMENT TYPE | MFR | MODEL NUMBER | SERIAL NUMBER | LAST CAL. | CAL DUE. |
| Spectrum Analyzer | Agilent | E4446A | MY43360126 | 03/29/2007 | 03/28/2008 |
| Spectrum Analyzer | Agilent | 7405A | US41160416 | 06/28/2007 | 06/29/2008 |
| Spectrum Analyzer | R&S | FSP 40 | 100034 | 11/09/2006 | 11/10/2007 |
| Low Loss Cable | HUBER+SUHNER | SUCOFLEX 104PEA | N/A | N/A | N/A |
| Attenuator | Mini-Circuit | BW-S10W5 | N/A | 10/07/2006 | 10/06/2007 |
| Attenuator | Mini-Circuit | BW-S6W5 | N/A | 10/07/2006 | 10/06/2007 |
| Splitter | Mini-Circuit | ZFSC-2-10G | N/A | 10/07/2006 | 10/06/2007 |

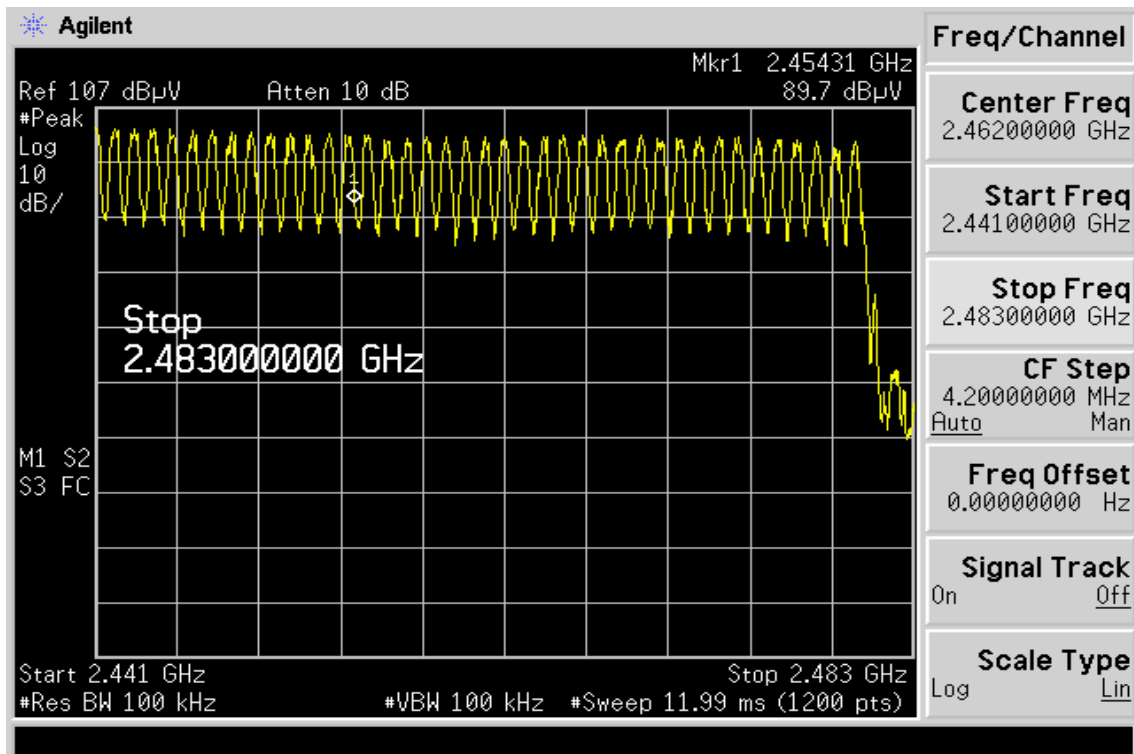
This document is issued by the Company subject to its General Conditions of Service printed overleaf or available on request and accessible at www.sgs.com. Attention is drawn to the limitations of liability, indemnification, and Jurisdictional issued defined therein. Unless otherwise stated, the results shown in this test report refer only to the sample(s) tested. This document cannot be reproduced except in full, without prior approval of Company. Any unauthorized alteration, forgery or falsification of the content or appearance of this report is unlawful and offenders may be prosecuted to the fullest extent of the law. 此報告是遵循本公司訂定之通用服務條款所製作發放，請注意此條款列印於背面，亦可在www.sgs.com中查閱。將本公司之義務，免責，管轄權皆明確規範之。除非另有說明，此報告結果僅對檢驗之樣品負責。本報告未經本公司書面許可，不可部份複製。對本報告內容或外觀之任何未經授權之變更、偽造、竄改皆屬非法，違犯者將會被依法追訴。

Channel Number

2.4 GHz – 2.441GHz



2.441 GHz – 2.4835GHz



This document is issued by the Company subject to its General Conditions of Service printed overleaf or available on request and accessible at www.sgs.com. Attention is drawn to the limitations of liability, indemnification, and Jurisdictional issued defined therein. Unless otherwise stated, the results shown in this test report refer only to the sample(s) tested. This document cannot be reproduced except in full, without prior approval of Company. Any unauthorized alteration, forgery or falsification of the content or appearance of this report is unlawful and offenders may be prosecuted to the fullest extent of the law. 此報告是遵循本公司訂定之通用服務條款所製作發放，請注意此條款列印於背面，亦可在www.sgs.com中查閱。將本公司之義務，免責，管轄權皆明確規範之。除非另有說明，此報告結果僅對檢驗之樣品負責。本報告未經本公司書面許可，不可部份複製。對本報告內容或外觀之任何未經授權之變更、偽造、竄改皆屬非法，違犯者將會被依法追訴。

12. TIME OF OCCUPANCY (DWELL TIME)

12.1. Standard Applicable

According to §15.247(a)(1)(iii), Frequency hopping systems operating in the 2400MHz-2483.5 MHz. The average time of occupancy on any frequency shall not greater than 0.4 s within period of 0.4 seconds multiplied by the number of hopping channel employed.

12.2. Measurement Procedure

1. Place the EUT on the table and set it in transmitting mode.
2. Remove the antenna from the EUT and then connect a low loss RF cable from the antenna port to the spectrum analyzer.
3. Set center frequency of spectrum analyzer = operating frequency.
4. Set the spectrum analyzer as RBW,VBW=100KHz, Span = 0Hz , Adjust Sweep = 30s.
5. Repeat above procedures until all frequency measured were complete.

12.3. Measurement Result

The dwell time of 0.312 s within a 30 second period in data mode is independent from the packet type (packet length). The calculation for a 30 second period is a follows:

Dwell time = time slot length * hop rate / number of hopping channels *30s

A period time = 0.4 (ms) * 79 = 31.6 (s)

CH Low: DH1 time slot = 0.405 (ms) * (1600/(1*79)) * 31.6 = 259.2 (ms)

DH3 time slot = 1.675 (ms) * (1600/(3*79)) * 31.6 = 357.3 (ms)

DH5 time slot = 2.925 (ms) * (1600/(5*79)) * 31.6 = 374.4 (ms)

CH Mid: DH1 time slot = 0.405 (ms) * (1600/(1*79)) * 31.6 = 259.2 (ms)

DH3 time slot = 1.675 (ms) * (1600/(3*79)) * 31.6 = 357.3 (ms)

DH5 time slot = 2.906 (ms) * (1600/(5*79)) * 31.6 = 371.9 (ms)

CH High: DH1 time slot = 0.405 (ms) * (1600/(1*79)) * 31.6 = 259.2 (ms)

DH3 time slot = 1.662 (ms) * (1600/(3*79)) * 31.6 = 354.5 (ms)

DH5 time slot = 2.906 (ms) * (1600/(5*79)) * 31.6 = 371.9 (ms)

This document is issued by the Company subject to its General Conditions of Service printed overleaf or available on request and accessible at www.sgs.com. Attention is drawn to the limitations of liability, indemnification, and Jurisdictional issued defined therein. Unless otherwise stated, the results shown in this test report refer only to the sample(s) tested. This document cannot be reproduced except in full, without prior approval of Company. Any unauthorized alteration, forgery or falsification of the content or appearance of this report is unlawful and offenders may be prosecuted to the fullest extent of the law. 此報告是遵循本公司訂定之通用服務條款所製作發放，請注意此條款列印於背面，亦可在www.sgs.com中查閱。將本公司之義務，免責，管轄權皆明確規範之。除非另有說明，此報告結果僅對檢驗之樣品負責。本報告未經本公司書面許可，不可部份複製。對本報告內容或外觀之任何未經授權之變更、偽造、竄改皆屬非法，違犯者將會被依法追訴。

12.4. Measurement Equipment Used:

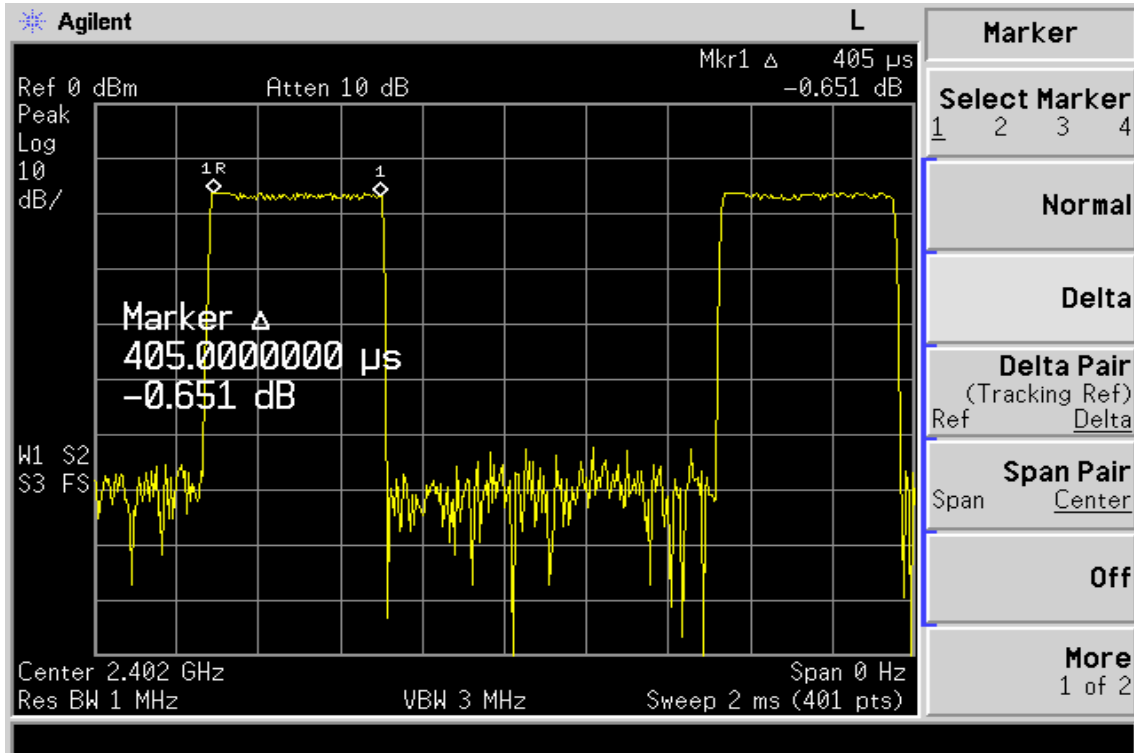
| Conducted Emission Test Site | | | | | |
|------------------------------|--------------|-----------------|---------------|------------|------------|
| EQUIPMENT TYPE | MFR | MODEL NUMBER | SERIAL NUMBER | LAST CAL. | CAL DUE. |
| Spectrum Analyzer | Agilent | E4446A | MY43360126 | 03/29/2007 | 03/28/2008 |
| Spectrum Analyzer | Agilent | 7405A | US41160416 | 06/28/2007 | 06/29/2008 |
| Spectrum Analyzer | R&S | FSP 40 | 100034 | 11/09/2006 | 11/10/2007 |
| Low Loss Cable | HUBER+SUHNER | SUCOFLEX 104PEA | N/A | N/A | N/A |
| Attenuator | Mini-Circuit | BW-S10W5 | N/A | 10/07/2006 | 10/06/2007 |
| Attenuator | Mini-Circuit | BW-S6W5 | N/A | 10/07/2006 | 10/06/2007 |
| Splitter | Mini-Circuit | ZFSC-2-10G | N/A | 10/07/2006 | 10/06/2007 |

This document is issued by the Company subject to its General Conditions of Service printed overleaf or available on request and accessible at www.sgs.com. Attention is drawn to the limitations of liability, indemnification, and Jurisdictional issued defined therein. Unless otherwise stated, the results shown in this test report refer only to the sample(s) tested. This document cannot be reproduced except in full, without prior approval of Company. Any unauthorized alteration, forgery or falsification of the content or appearance of this report is unlawful and offenders may be prosecuted to the fullest extent of the law. 此報告是遵循本公司訂定之通用服務條款所製作發放，請注意此條款列印於背面，亦可在www.sgs.com中查閱。將本公司之義務，免責，管轄權皆明確規範之。除非另有說明，此報告結果僅對檢驗之樣品負責。本報告未經本公司書面許可，不可部份複製。對本報告內容或外觀之任何未經授權之變更、偽造、竄改皆屬非法，違犯者將會被依法追訴。

Dwell Time Test Data

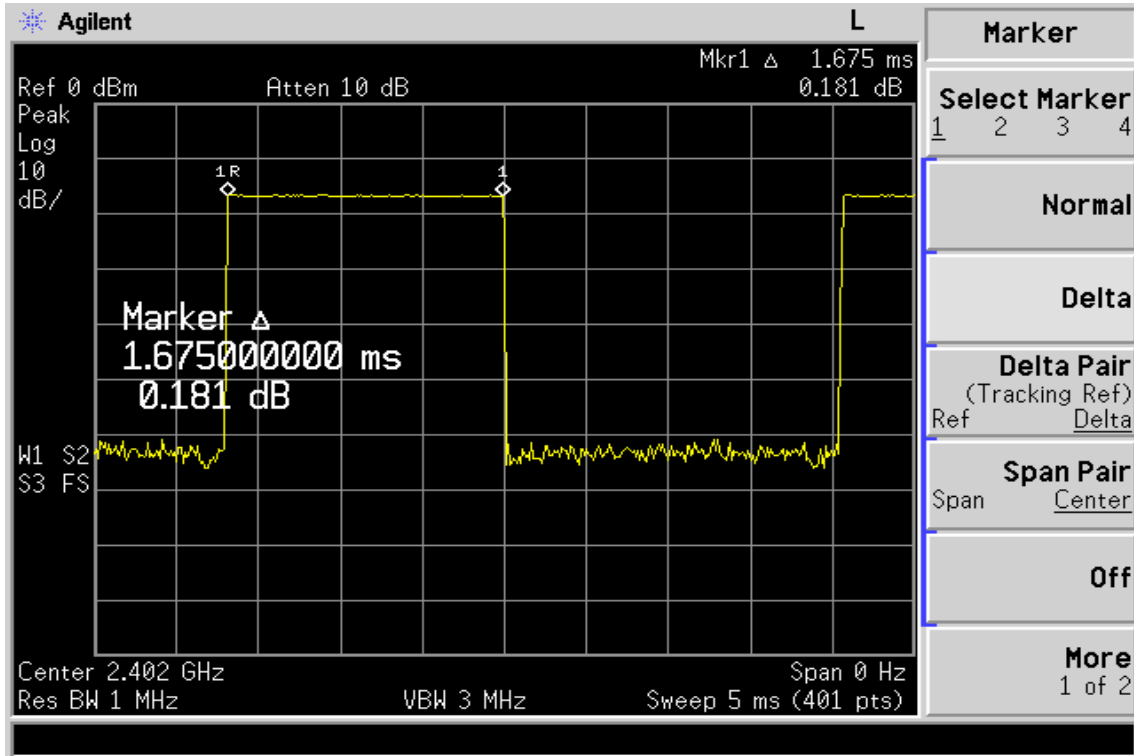
CH-Low

DH1

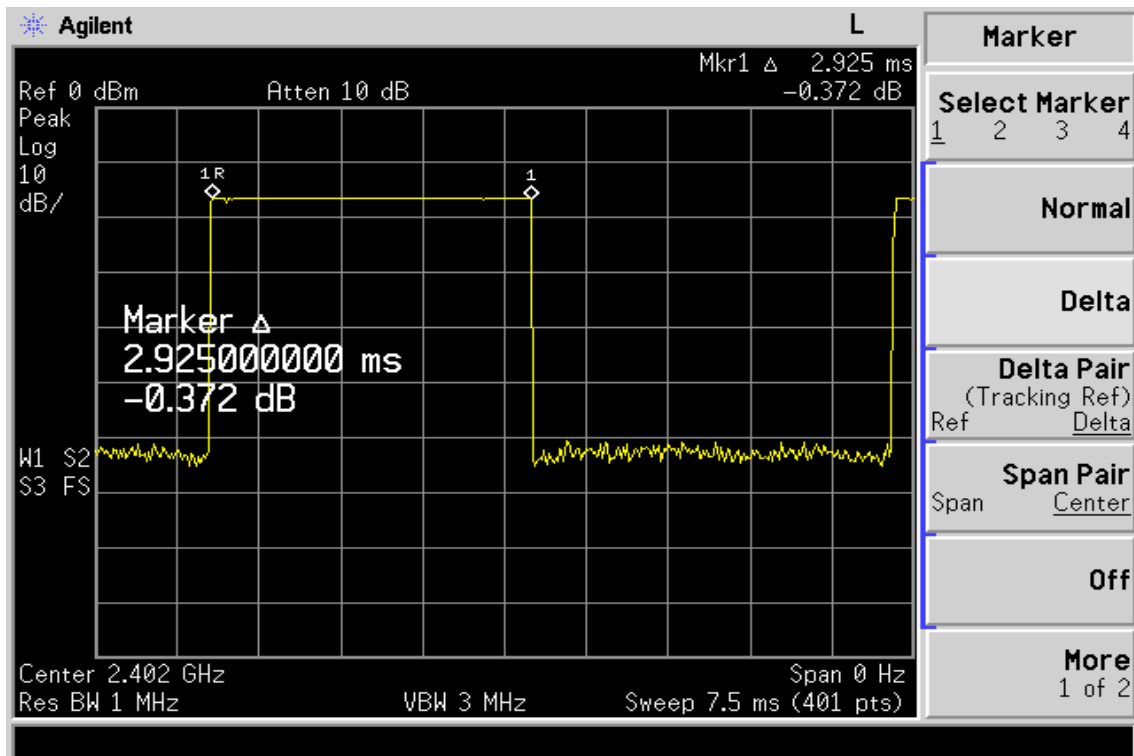


This document is issued by the Company subject to its General Conditions of Service printed overleaf or available on request and accessible at www.sgs.com. Attention is drawn to the limitations of liability, indemnification, and Jurisdictional issued defined therein. Unless otherwise stated, the results shown in this test report refer only to the sample(s) tested. This document cannot be reproduced except in full, without prior approval of Company. Any unauthorized alteration, forgery or falsification of the content or appearance of this report is unlawful and offenders may be prosecuted to the fullest extent of the law. 此報告是遵循本公司訂定之通用服務條款所製作發放，請注意此條款列印於背面，亦可在www.sgs.com中查閱。將本公司之義務，免責，管轄權皆明確規範之。除非另有說明，此報告結果僅對檢驗之樣品負責。本報告未經本公司書面許可，不可部份複製。對本報告內容或外觀之任何未經授權之變更、偽造、竄改皆屬非法，違犯者將會被依法追訴。

DH3



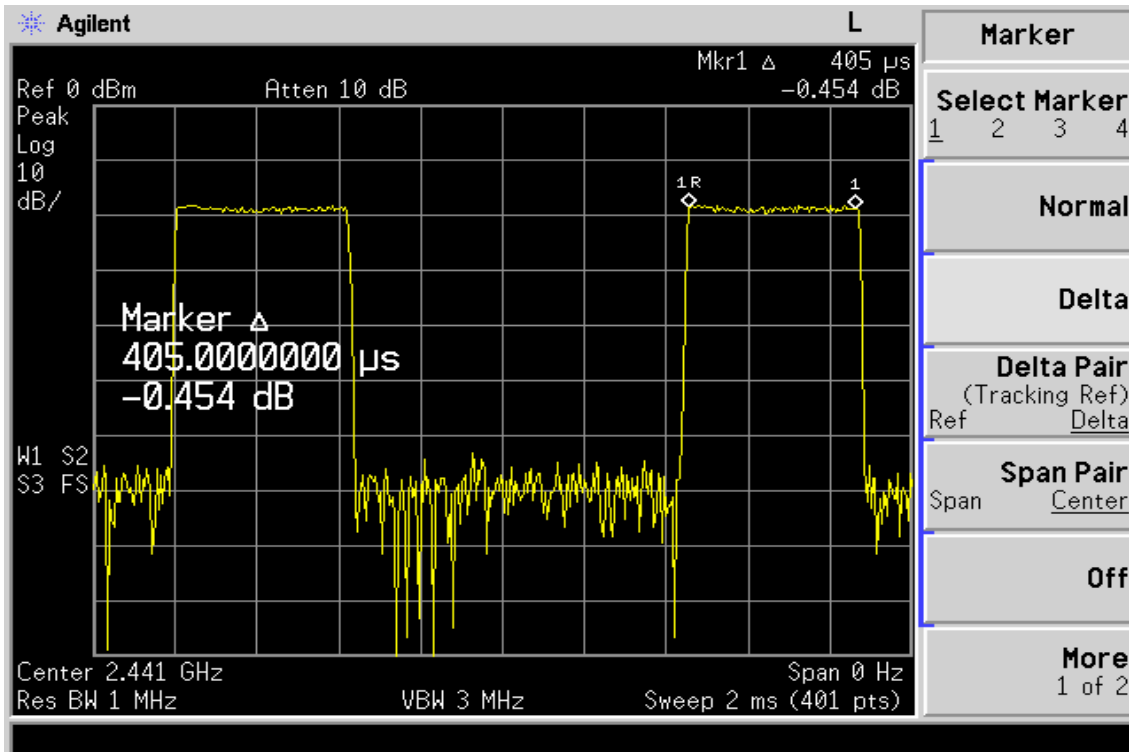
DH5



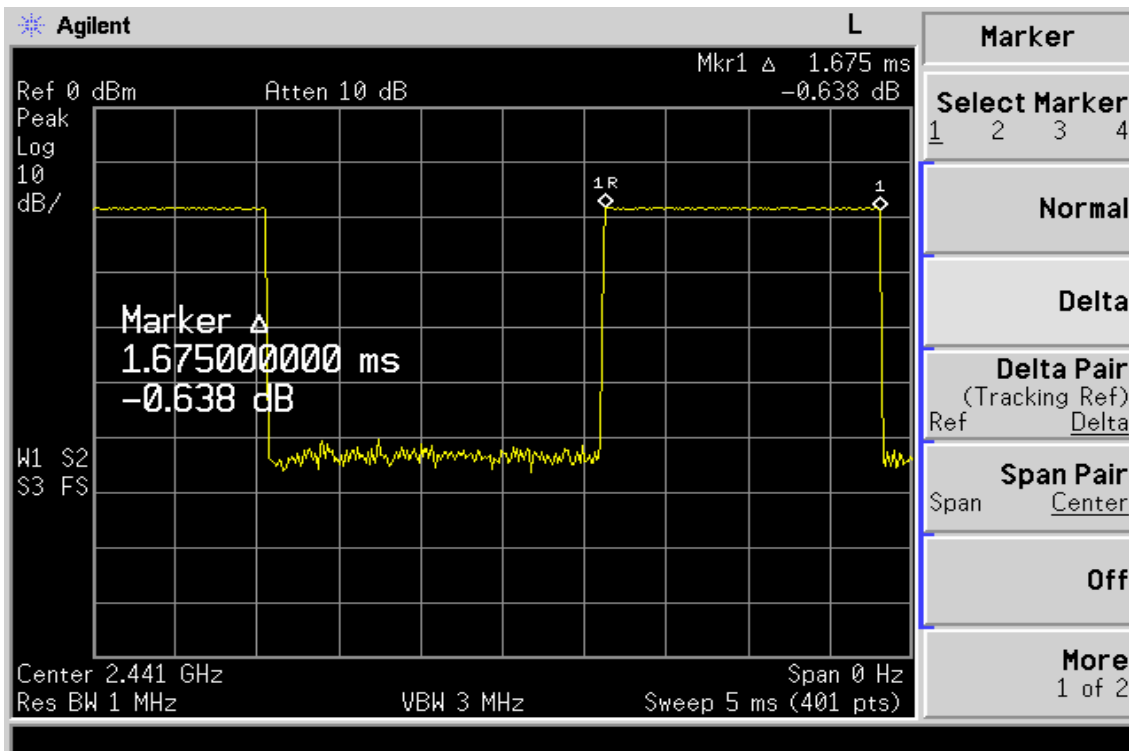
This document is issued by the Company subject to its General Conditions of Service printed overleaf or available on request and accessible at www.sgs.com. Attention is drawn to the limitations of liability, indemnification, and Jurisdictional issued defined therein. Unless otherwise stated, the results shown in this test report refer only to the sample(s) tested. This document cannot be reproduced except in full, without prior approval of Company. Any unauthorized alteration, forgery or falsification of the content or appearance of this report is unlawful and offenders may be prosecuted to the fullest extent of the law. 此報告是遵循本公司訂定之通用服務條款所製作發放，請注意此條款列印於背面，亦可在www.sgs.com中查閱。將本公司之義務，免責，管轄權皆明確規範之。除非另有說明，此報告結果僅對檢驗之樣品負責。本報告未經本公司書面許可，不可部份複製。對本報告內容或外觀之任何未經授權之變更、偽造、竄改皆屬非法，違犯者將會被依法追訴。

CH-Mid

DH1

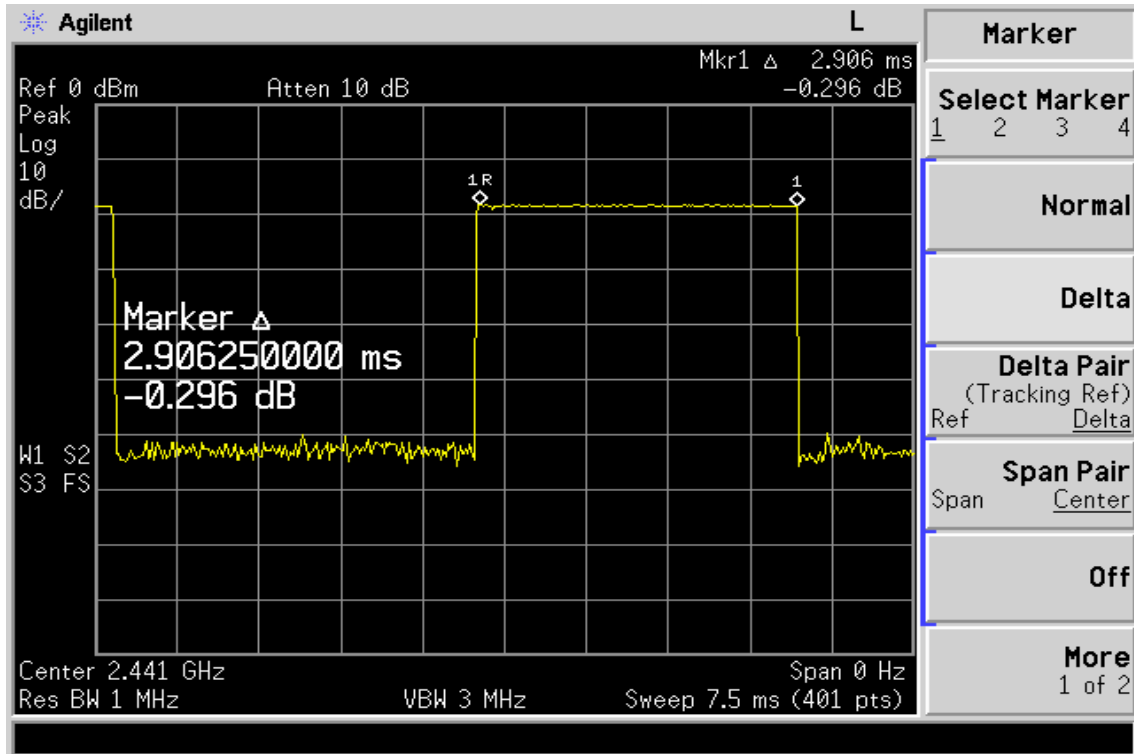


DH3



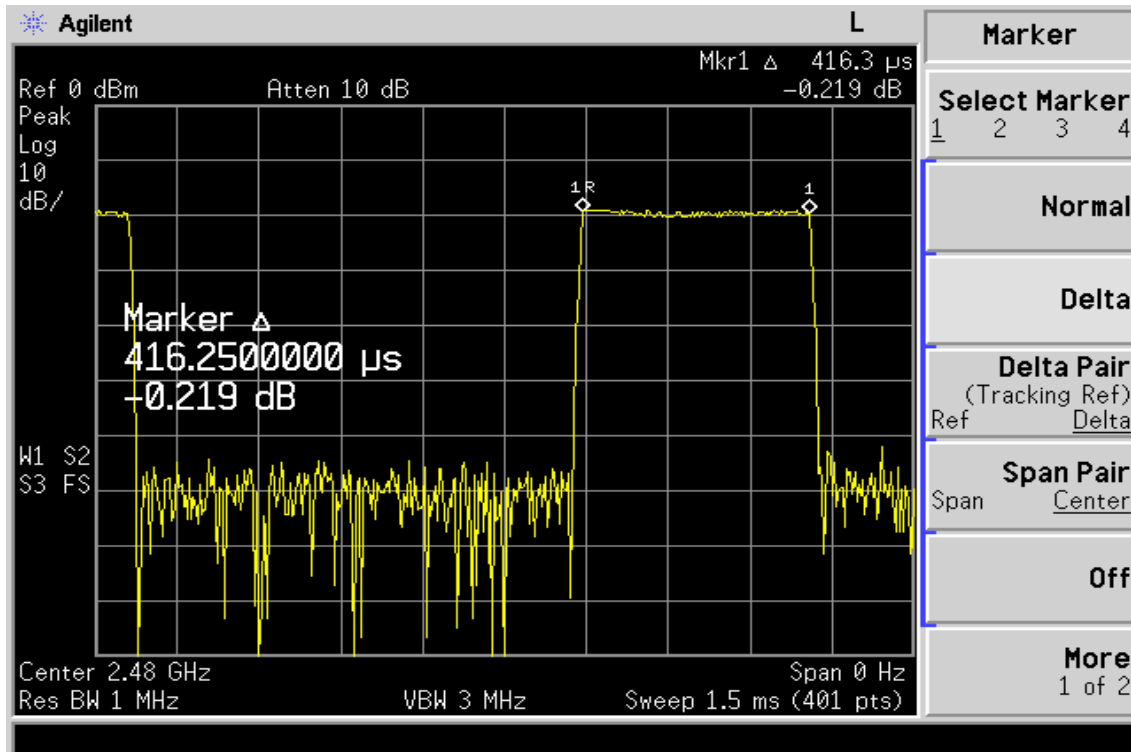
This document is issued by the Company subject to its General Conditions of Service printed overleaf or available on request and accessible at www.sgs.com. Attention is drawn to the limitations of liability, indemnification, and Jurisdictional issued defined therein. Unless otherwise stated, the results shown in this test report refer only to the sample(s) tested. This document cannot be reproduced except in full, without prior approval of Company. Any unauthorized alteration, forgery or falsification of the content or appearance of this report is unlawful and offenders may be prosecuted to the fullest extent of the law. 此報告是遵循本公司訂定之通用服務條款所製作發放，請注意此條款列印於背面，亦可在www.sgs.com中查閱。將本公司之義務，免責，管轄權皆明確規範之。除非另有說明，此報告結果僅對檢驗之樣品負責。本報告未經本公司書面許可，不可部份複製。對本報告內容或外觀之任何未經授權之變更、偽造、竄改皆屬非法，違犯者將會被依法追訴。

DH5

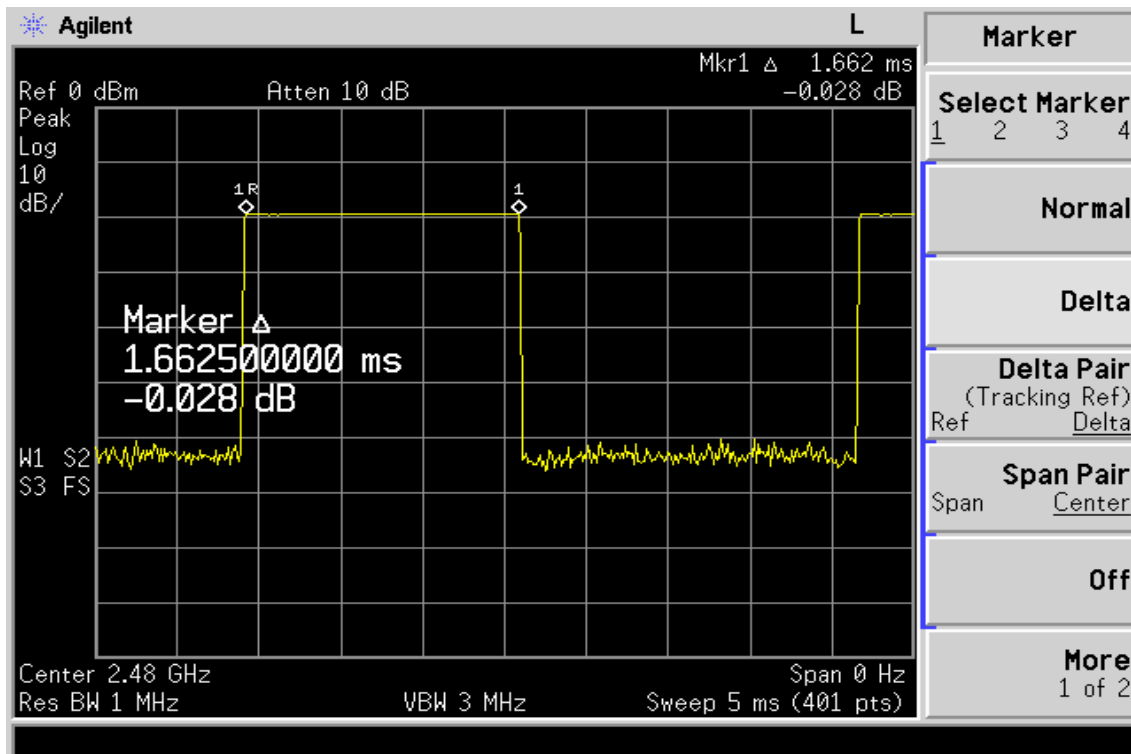


This document is issued by the Company subject to its General Conditions of Service printed overleaf or available on request and accessible at www.sgs.com. Attention is drawn to the limitations of liability, indemnification, and Jurisdiction issued defined therein. Unless otherwise stated, the results shown in this test report refer only to the sample(s) tested. This document cannot be reproduced except in full, without prior approval of Company. Any unauthorized alteration, forgery or falsification of the content or appearance of this report is unlawful and offenders may be prosecuted to the fullest extent of the law. 此報告是遵循本公司訂定之通用服務條款所製作發放，請注意此條款列印於背面，亦可在www.sgs.com中查閱。將本公司之義務，免責，管轄權皆明確規範之。除非另有說明，此報告結果僅對檢驗之樣品負責。本報告未經本公司書面許可，不可部份複製。對本報告內容或外觀之任何未經授權之變更、偽造、竄改皆屬非法，違犯者將會被依法追訴。

CH-High
DH1

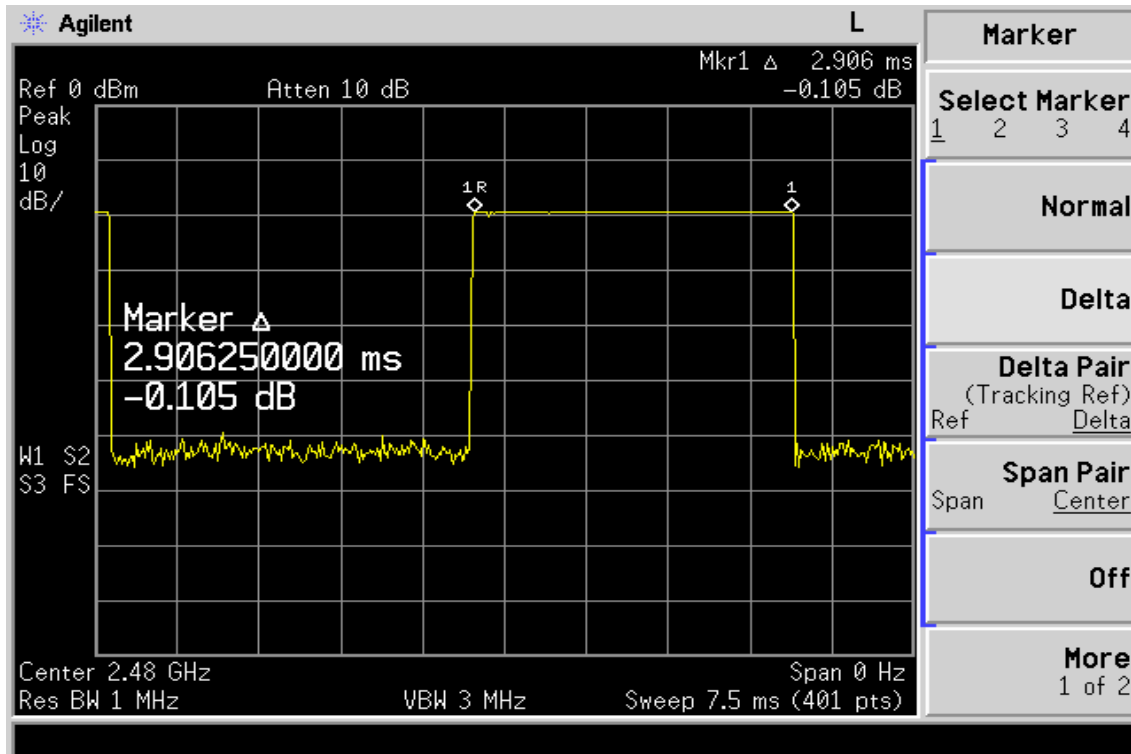


DH3



This document is issued by the Company subject to its General Conditions of Service printed overleaf or available on request and accessible at www.sgs.com. Attention is drawn to the limitations of liability, indemnification, and Jurisdictional issued defined therein. Unless otherwise stated, the results shown in this test report refer only to the sample(s) tested. This document cannot be reproduced except in full, without prior approval of Company. Any unauthorized alteration, forgery or falsification of the content or appearance of this report is unlawful and offenders may be prosecuted to the fullest extent of the law. 此報告是遵循本公司訂定之通用服務條款所製作發放，請注意此條款列印於背面，亦可在www.sgs.com中查閱。將本公司之義務，免責，管轄權皆明確規範之。除非另有說明，此報告結果僅對檢驗之樣品負責。本報告未經本公司書面許可，不可部份複製。對本報告內容或外觀之任何未經授權之變更、偽造、竄改皆屬非法，違犯者將會被依法追訴。

DH5



This document is issued by the Company subject to its General Conditions of Service printed overleaf or available on request and accessible at www.sgs.com. Attention is drawn to the limitations of liability, indemnification, and Jurisdictional issued defined therein. Unless otherwise stated, the results shown in this test report refer only to the sample(s) tested. This document cannot be reproduced except in full, without prior approval of Company. Any unauthorized alteration, forgery or falsification of the content or appearance of this report is unlawful and offenders may be prosecuted to the fullest extent of the law. 此報告是遵循本公司訂定之通用服務條款所製作發放，請注意此條款列印於背面，亦可在www.sgs.com中查閱。將本公司之義務，免責，管轄權皆明確規範之。除非另有說明，此報告結果僅對檢驗之樣品負責。本報告未經本公司書面許可，不可部份複製。對本報告內容或外觀之任何未經授權之變更、偽造、竄改皆屬非法，違犯者將會被依法追訴。

13. Peak Power Spectral Density

13.1. Standard Applicable

According to §15.247(d), for direct sequence systems, the peak power spectral density conducted from the intentional radiator to the antenna shall not be greater than 8 dBm in any 3kHz band during any time interval of continuous transmission.

13.2. Measurement Procedure

1. Place the EUT on the table and set it in transmitting mode.
2. Remove the antenna from the EUT and then connect a low loss RF cable from the antenna port to the spectrum analyzer.
3. Set the spectrum analyzer as RBW = 3KHz, VBW = 10KHz, Span = 1.5MHz, Sweep=100s
4. Record the max. reading.
5. Repeat above procedures until all frequency measured were complete.

13.3. Measurement Result

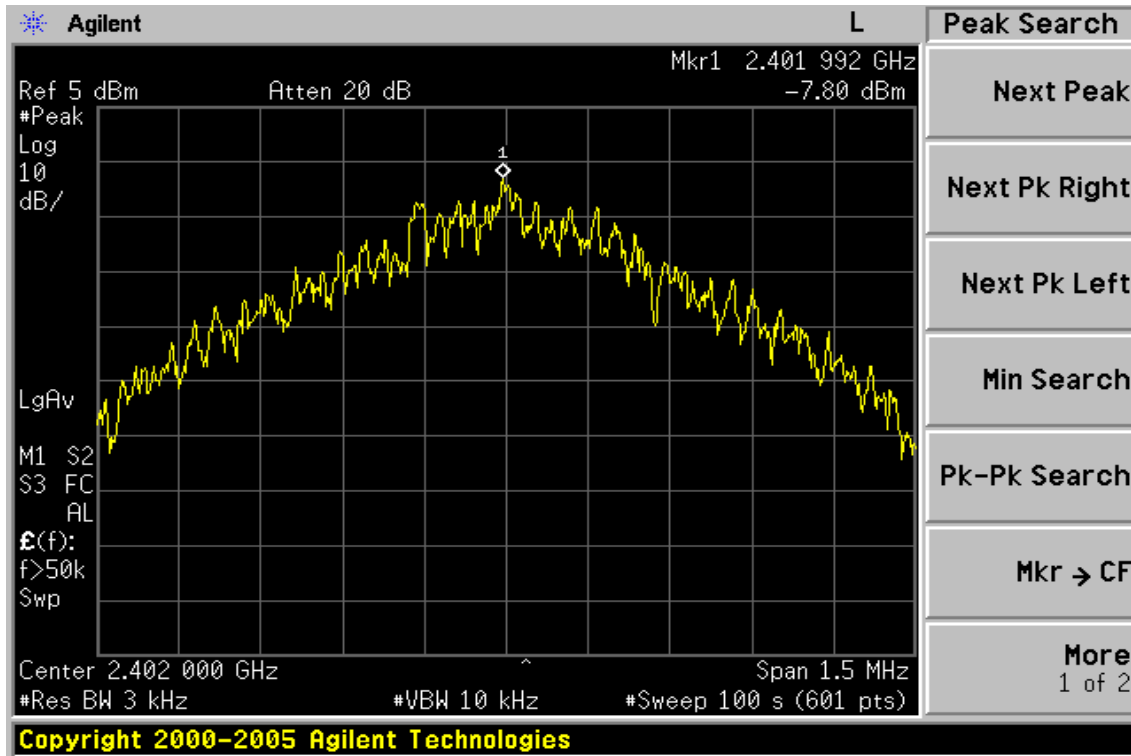
| CH | RF Power Density Reading (dBm) | Cable loss (dB) | RF Power Density Level (dBm) | Maximum Limit (dBm) |
|------|--------------------------------|-----------------|------------------------------|---------------------|
| Low | -7.80 | 0.20 | -7.60 | 8 |
| Mid | -8.50 | 0.20 | -8.30 | 8 |
| High | -9.93 | 0.20 | -9.73 | 8 |

13.4. Measurement Equipment Used:

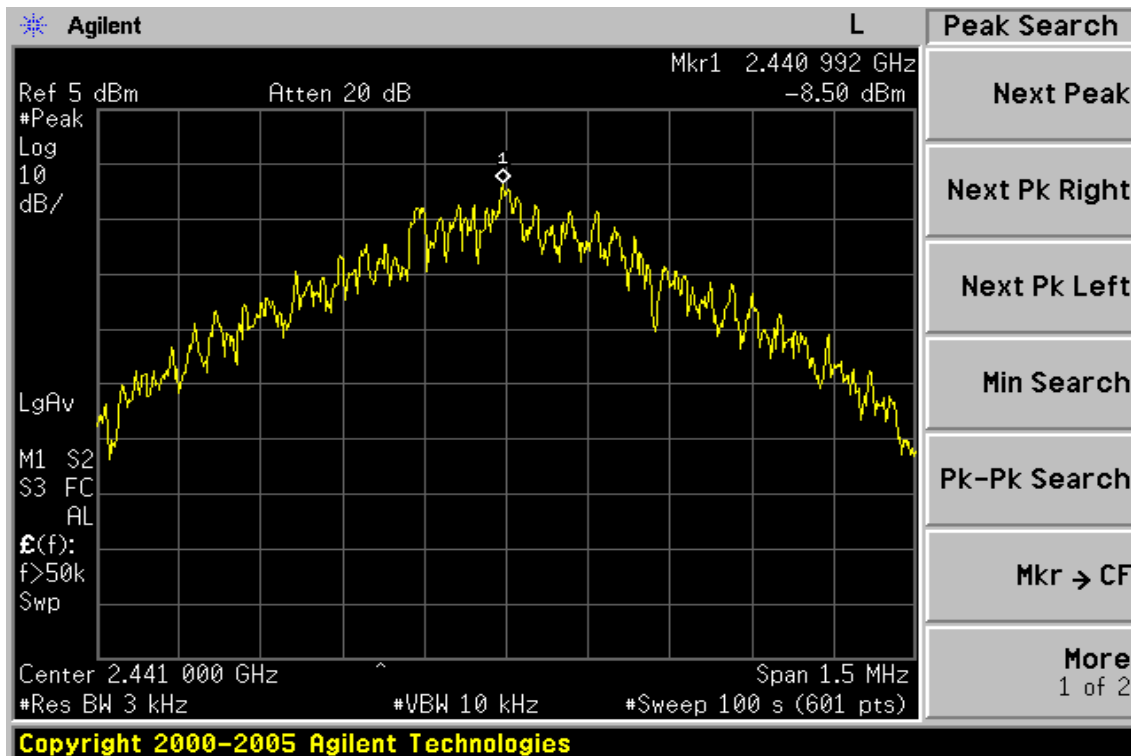
| Conducted Emission Test Site | | | | | |
|------------------------------|--------------|-----------------|---------------|------------|------------|
| EQUIPMENT TYPE | MFR | MODEL NUMBER | SERIAL NUMBER | LAST CAL. | CAL DUE. |
| Spectrum Analyzer | Agilent | E4446A | MY43360126 | 03/29/2007 | 03/28/2008 |
| Spectrum Analyzer | Agilent | 7405A | US41160416 | 06/28/2007 | 06/29/2008 |
| Spectrum Analyzer | R&S | FSP 40 | 100034 | 11/09/2006 | 11/10/2007 |
| Low Loss Cable | HUBER+SUHNER | SUCOFLEX 104PEA | N/A | N/A | N/A |
| Attenuator | Mini-Circuit | BW-S10W5 | N/A | 10/07/2006 | 10/06/2007 |
| Attenuator | Mini-Circuit | BW-S6W5 | N/A | 10/07/2006 | 10/06/2007 |
| Splitter | Mini-Circuit | ZFSC-2-10G | N/A | 10/07/2006 | 10/06/2007 |

This document is issued by the Company subject to its General Conditions of Service printed overleaf or available on request and accessible at www.sgs.com. Attention is drawn to the limitations of liability, indemnification, and Jurisdictional issued defined therein. Unless otherwise stated, the results shown in this test report refer only to the sample(s) tested. This document cannot be reproduced except in full, without prior approval of Company. Any unauthorized alteration, forgery or falsification of the content or appearance of this report is unlawful and offenders may be prosecuted to the fullest extent of the law. 此報告是遵循本公司訂定之通用服務條款所製作發放，請注意此條款列印於背面，亦可在www.sgs.com中查閱。將本公司之義務，免責，管轄權皆明確規範之。除非另有說明，此報告結果僅對檢驗之樣品負責。本報告未經本公司書面許可，不可部份複製。對本報告內容或外觀之任何未經授權之變更、偽造、竄改皆屬非法，違犯者將會被依法追訴。

Power Spectral Density Test Plot (CH-Low)

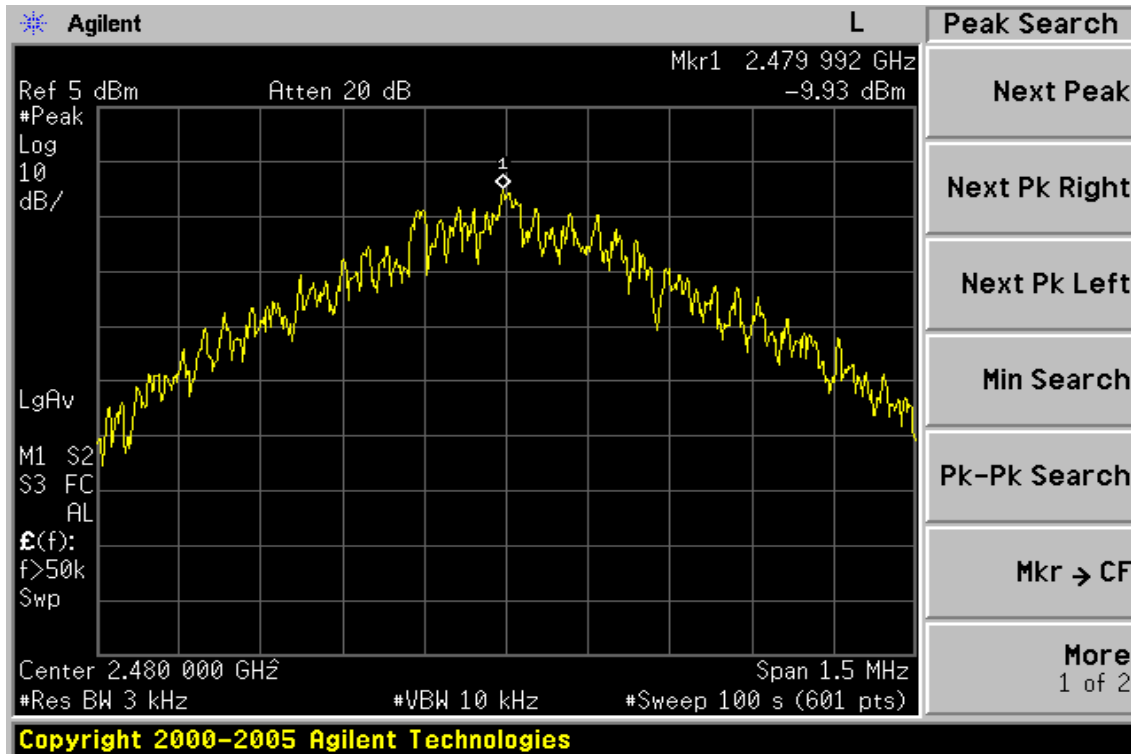


Power Spectral Density Test Plot (CH-Mid)



This document is issued by the Company subject to its General Conditions of Service printed overleaf or available on request and accessible at www.sgs.com. Attention is drawn to the limitations of liability, indemnification, and Jurisdictional issued defined therein. Unless otherwise stated, the results shown in this test report refer only to the sample(s) tested. This document cannot be reproduced except in full, without prior approval of Company. Any unauthorized alteration, forgery or falsification of the content or appearance of this report is unlawful and offenders may be prosecuted to the fullest extent of the law. 此報告是遵循本公司訂定之通用服務條款所製作發放，請注意此條款列印於背面，亦可在www.sgs.com中查閱。將本公司之義務，免責，管轄權皆明確規範之。除非另有說明，此報告結果僅對檢驗之樣品負責。本報告未經本公司書面許可，不可部份複製。對本報告內容或外觀之任何未經授權之變更、偽造、竄改皆屬非法，違犯者將會被依法追訴。

Power Spectral Density Test Plot (CH-High)



This document is issued by the Company subject to its General Conditions of Service printed overleaf or available on request and accessible at www.sgs.com. Attention is drawn to the limitations of liability, indemnification, and Jurisdictional issued defined therein. Unless otherwise stated, the results shown in this test report refer only to the sample(s) tested. This document cannot be reproduced except in full, without prior approval of Company. Any unauthorized alteration, forgery or falsification of the content or appearance of this report is unlawful and offenders may be prosecuted to the fullest extent of the law. 此報告是遵循本公司訂定之通用服務條款所製作發放，請注意此條款列印於背面，亦可在www.sgs.com中查閱。將本公司之義務，免責，管轄權皆明確規範之。除非另有說明，此報告結果僅對檢驗之樣品負責。本報告未經本公司書面許可，不可部份複製。對本報告內容或外觀之任何未經授權之變更、偽造、竄改皆屬非法，違犯者將會被依法追訴。

14. ANTENNA REQUIREMENT

14.1. Standard Applicable

For intentional device, according to §15.203, an intentional radiator shall be designed to ensure that no antenna other than furnished by the responsible party shall be used with the device.

And according to §15.247(4)(1), system operating in the 2400-2483.5MHz bands that are used exclusively for fixed, point-to-point operations may employ transmitting antennas with directional gain greater than 6dBi provided the maximum peak output power of the intentional radiator is reduced by 1 dB for every 3 dB that the directional gain of the antenna exceeds 6 dBi.

14.2. Antenna Connected Construction

The directional gains of antenna used for transmitting is -0.7 dBi, and the antenna connector is designed with permanent attachment and no consideration of replacement. Please see EUT photo for details.

APPENDIX 1

PHOTOGRPHS OF SET UP

This document is issued by the Company subject to its General Conditions of Service printed overleaf or available on request and accessible at www.sgs.com. Attention is drawn to the limitations of liability, indemnification, and Jurisdictional issued defined therein. Unless otherwise stated, the results shown in this test report refer only to the sample(s) tested. This document cannot be reproduced except in full, without prior approval of Company. Any unauthorized alteration, forgery or falsification of the content or appearance of this report is unlawful and offenders may be prosecuted to the fullest extent of the law. 此報告是遵循本公司訂定之通用服務條款所製作發放，請注意此條款列印於背面，亦可在www.sgs.com中查閱。將本公司之義務，免責，管轄權皆明確規範之。除非另有說明，此報告結果僅對檢驗之樣品負責。本報告未經本公司書面許可，不可部份複製。對本報告內容或外觀之任何未經授權之變更、偽造、竄改皆屬非法，違犯者將會被依法追訴。