

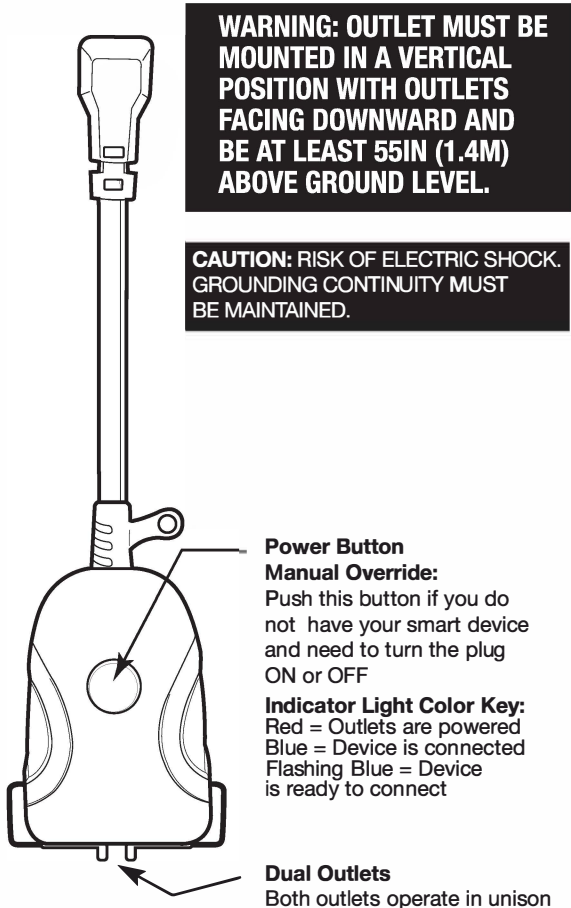
IMPORTANT, RETAIN FOR FUTURE REFERENCE: READ CAREFULLY IMPORTANT SAFETY INSTRUCTIONS

When using electrical products, basic precautions should always be followed.

THIS OUTDOOR SMART PLUG IS A "GROUNDED" DEVICE

The male plug contains a ground pin and is only intended for use with a three-pronged grounded outlet.

DO NOT ATTACH A DEVICE THAT EXCEEDS THE UNIT RATINGS



TROUBLESHOOTING TIPS

If you are having difficulty connecting:

- Make sure the Wi-Fi network is a 2.4 GHz network and Bluetooth. Outdoor Smart Plug will not connect to a 5 GHz network. Test your Wi-Fi and bluetooth network with other devices such as your phone to make sure it is operating properly. The Wi-Fi and bluetooth connection may not have good coverage during set up. Try moving the Outdoor Smart Plug closer to your Wi-Fi router and bluetooth.
- Your Wi-Fi and bluetooth network password is case sensitive, make sure you are entering correctly.

Devices plugged into your Outdoor Smart Plug must be ON in order to be controlled via the mobile app. Please also check the App User Guide for more information

Supplier's Declaration of Conformity:

47 CFR § 2.1077 Compliance Information

Responsible Party: Feit Electric Company

4901 Gregg Road, Pico Rivera, CA 90660, USA 562-463-2852 **Unique Identifier:** PLUGN./IFIN./P(N)

This device complies with part 15 of the FCC Rules. Operation is subject to the following two conditions: (1) This device may not cause harmful interference, and (2) this device must accept any interference received, including interference that may cause undesired operation. Note: This equipment has been tested and found to comply with the limits for a Class B digital device, pursuant to part 15 of the FCC Rules. These limits are designed to provide reasonable protection against harmful interference in a residential installation. This equipment generates, uses and can radiate radio frequency energy and, if not installed and used in accordance with the instructions, may cause harmful interference to radio communications. However, there is no guarantee that interference will not occur in a particular installation. If this equipment does cause harmful interference to radio or television reception, which can be determined by turning the equipment off and on, the user is encouraged to try to correct the interference by one or more of the following measures: Reorient or relocate the receiving antenna. Increase the separation between the equipment and receiver. Connect the equipment into an outlet on a circuit different from that to which the receiver is connected. Consult the dealer or an experienced radio/TV technician for help. Any changes or modifications not expressly approved by the manufacturer could void the user's authority to operate the equipment.

FCC Radiation Exposure Statement: This equipment complies with FCC radiation exposure limits set forth for an uncontrolled environment. This equipment should be installed and operated with minimum distance 20cm between the radiator & your body.

LIMITED WARRANTY. This product is warranted to be free from defects in workmanship and materials for up to 1 year from date of purchase. If the product fails within the warranty period, please visit feit.com/help for instructions on replacement/refund or call 866.326.BULB. REPLACEMENT OR REFUND IS YOUR SOLE REMEDY. EXCEPT TO THE EXTENT PROHIBITED BY APPLICABLE LAW, ANY IMPLIED WARRANTIES ARE LIMITED IN DURATION TO THE DURATION OF THIS WARRANTY. LIABILITY FOR INCIDENTAL OR CONSEQUENTIAL DAMAGES IS HEREBY EXPRESSLY EXCLUDED. Some states and provinces do not allow the exclusion of incidental or consequential damages, so the above limitation or exclusion may not apply to you. This warranty gives you specific legal rights, and you may also have other rights which vary from state to state or province to province.

MODEL:
PLUG/WIFI/WP(N)



Thank you for your purchase. Questions, comments or feedback? We'd love to hear from you. Visit feit.com/help for support.

Smart Wi-Fi Dual Outdoor Plug

Quick Install Guide



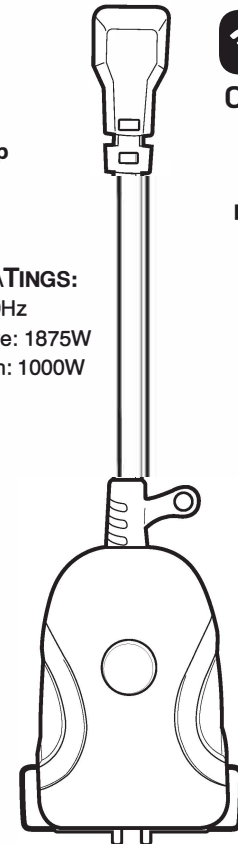
Works with
Feit Electric app



Only supports
2.4GHz Wi-Fi
networks
Bluetooth 2.4G

ELECTRICAL RATINGS:

125VAC, 60Hz
15A, Max. Resistive: 1875W
8A, Max. Tungsten: 1000W



FEIT ELECTRIC COMPANY
Pico Rivera, CA, USA
www.feit.com


Getting Started:

1 Download the Feit Electric app on your smart device



2 Plug in your Outdoor Smart Plug

Plug the Smart Plug into an outdoor rated GFCI receptacle with appropriate outdoor cover.



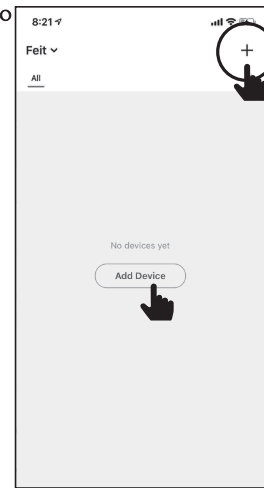
WARNING: These products may represent a possible shock or fire hazard if improperly installed or attached in any way. Products should be installed in accordance with the owners manual, current electrical codes and/or the current National Electric Code (NEC).

Indicator light must be rapidly blinking to connect. If not already blinking, press and hold the power button for five seconds.

3 Launch and use the Feit Electric app to complete the set up

Tap **Add Device** or the + sign, then select **Outdoor Plug** and confirm. You will be prompted to enter you Wi-Fi network and password.

Or you can prompted to enter you Bluetooth.

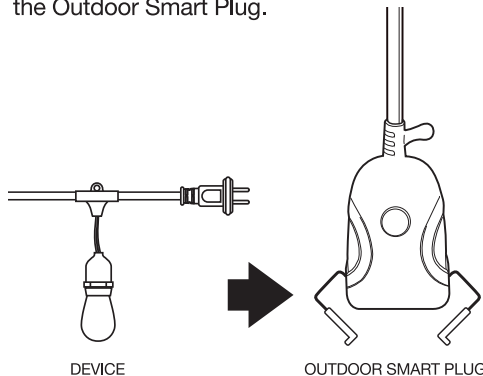


Be sure to connect to a 2.4 GHz Wi-Fi network that covers your installation location.

Or be sure connect to a 2.4GHz BLE.

4 Plug your device into the Outdoor Smart Plug

Ensure your device is switched to the ON position and plug it into the Outdoor Smart Plug.



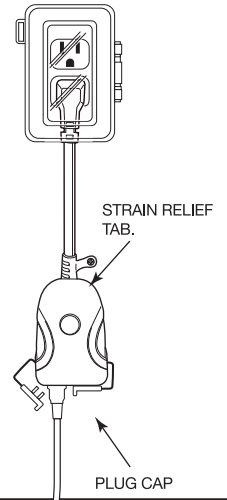
DEVICE

OUTDOOR SMART PLUG

FINISHING INSTALLATION

Once you're up and running, secure the Outdoor Smart Plug to wall by inserting a screw (not included) through the strain relief tab.

Make sure to tightly cap the Outdoor Smart Plugs when not in use.



(Optional) Connect to Google Assistant or Alexa using the in App guide



Tap Pen icon

Choose Alexa or Google

Need Help?

Thank you for your purchase. Questions, comments or feedback? We'd love to hear from you.

Visit feit.com/help for support or connect with us:



@FeitElectric



@FeitElectricInc



feitelectricleighting

