




EXHIBIT 2 - EUT EXTERNAL PHOTOGRAPHS

<p>EUT View 1</p>	 A top-down photograph of a white, circular electronic component. The component's surface is covered with a grid of small, round LEDs in orange and yellow colors. A black ruler with white markings is placed to the left of the component for scale. The background is a solid blue fabric.
<p>EUT View 2</p>	 A bottom-up photograph of the same white, circular component. Two metal pins or leads are visible protruding from the center of the component. A black ruler with white markings is placed to the left of the component for scale. The background is a solid blue fabric.


EUT View 3



EUT View 4



EUT View 5



EUT View 6

