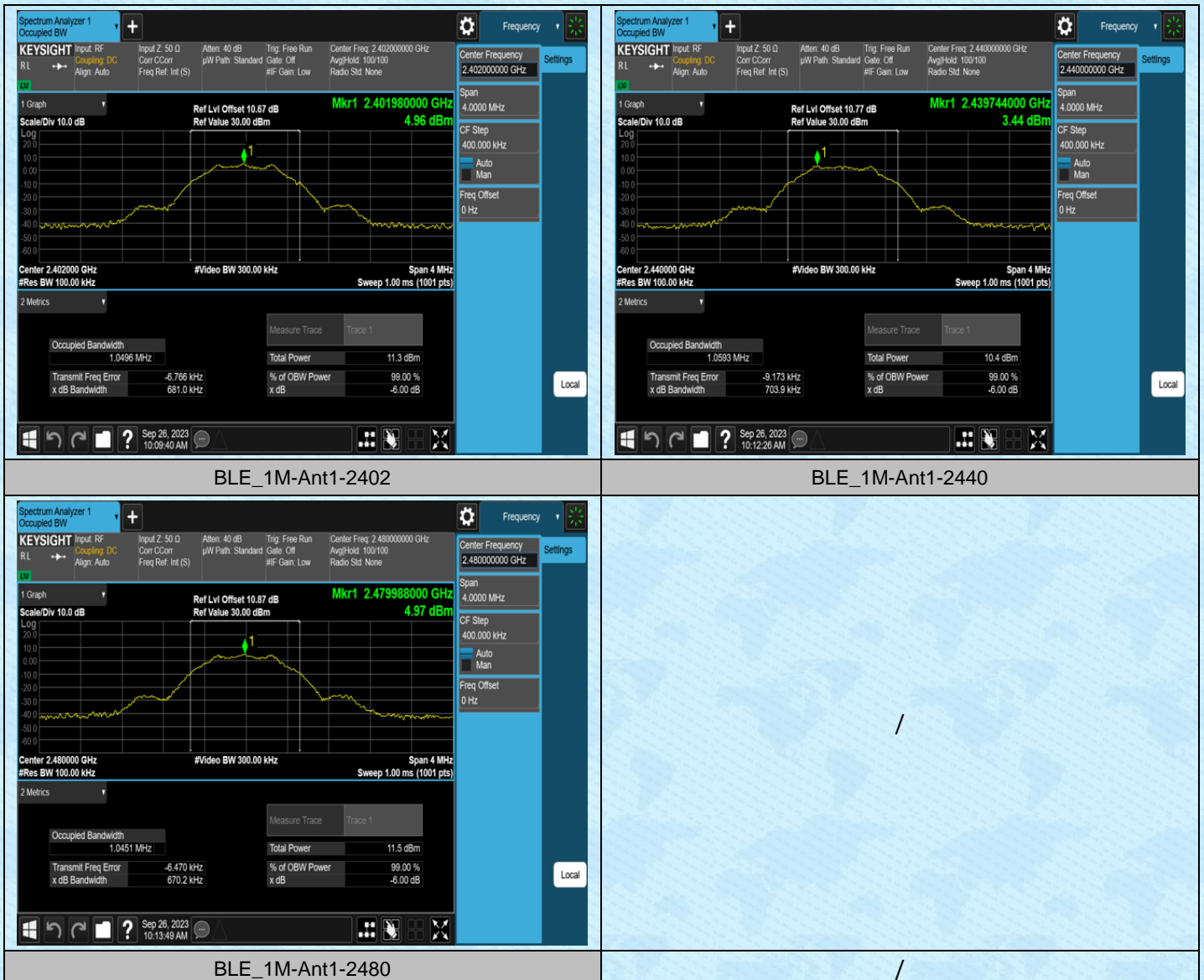


AppendixA: DTS Bandwidth

Test Result

Test Mode	Antenna	Frequency[MHz]	DTS BW [MHz]	Limit[MHz]	Verdict
BLE_1M	Ant1	2402	0.6810	0.5	PASS
BLE_1M	Ant1	2440	0.7039	0.5	PASS
BLE_1M	Ant1	2480	0.6702	0.5	PASS

Test Graphs

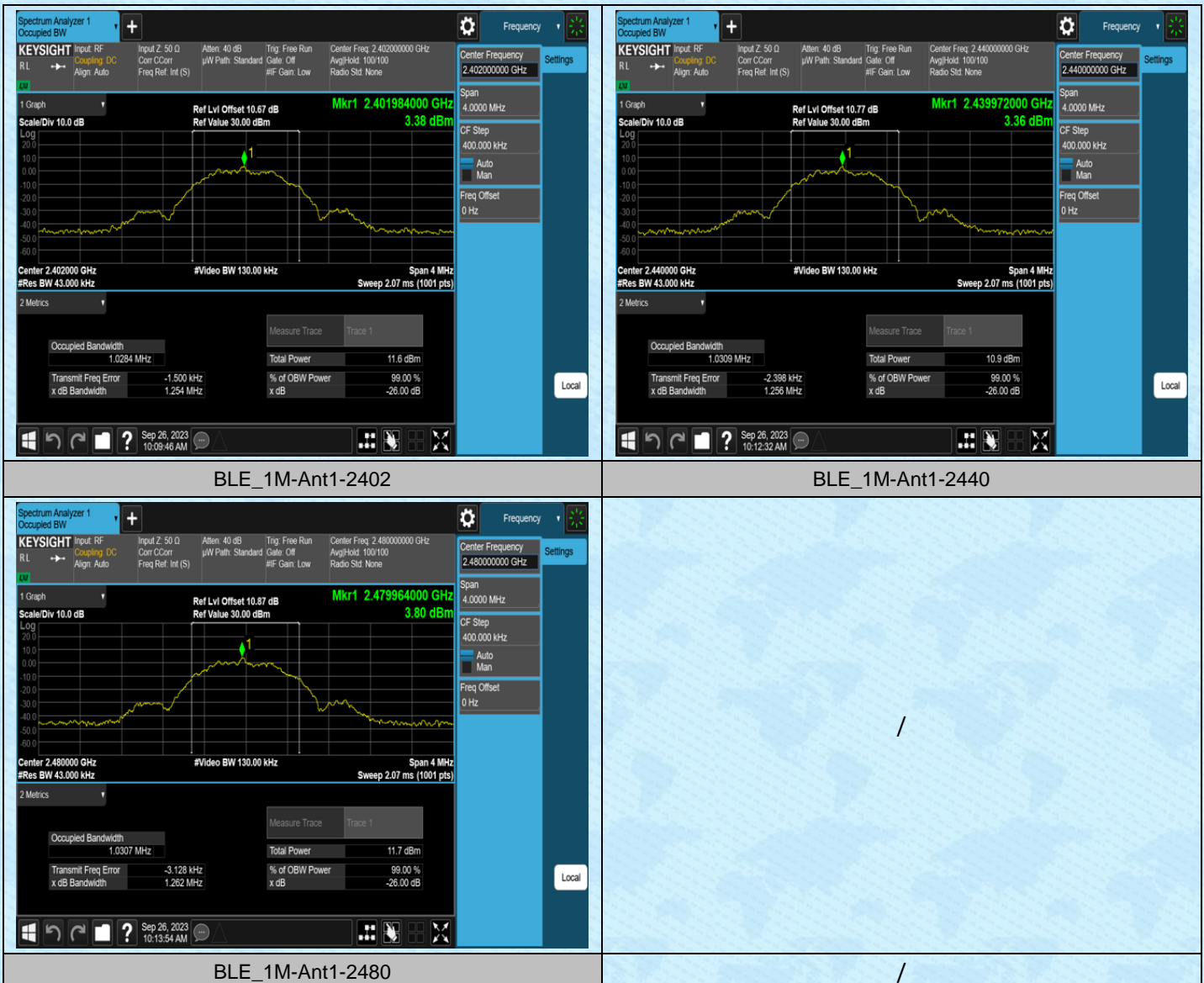


AppendixB: Occupied Channel Bandwidth

Test Result

Test Mode	Antenna	Frequency[MHz]	OCB [MHz]	FL[MHz]	FH[MHz]	Limit[MHz]	Verdict
BLE_1M	Ant1	2402	1.0284	2401.4843	2402.5127	---	---
BLE_1M	Ant1	2440	1.0309	2439.4822	2440.5131	---	---
BLE_1M	Ant1	2480	1.0307	2479.4815	2480.5122	---	---

Test Graphs

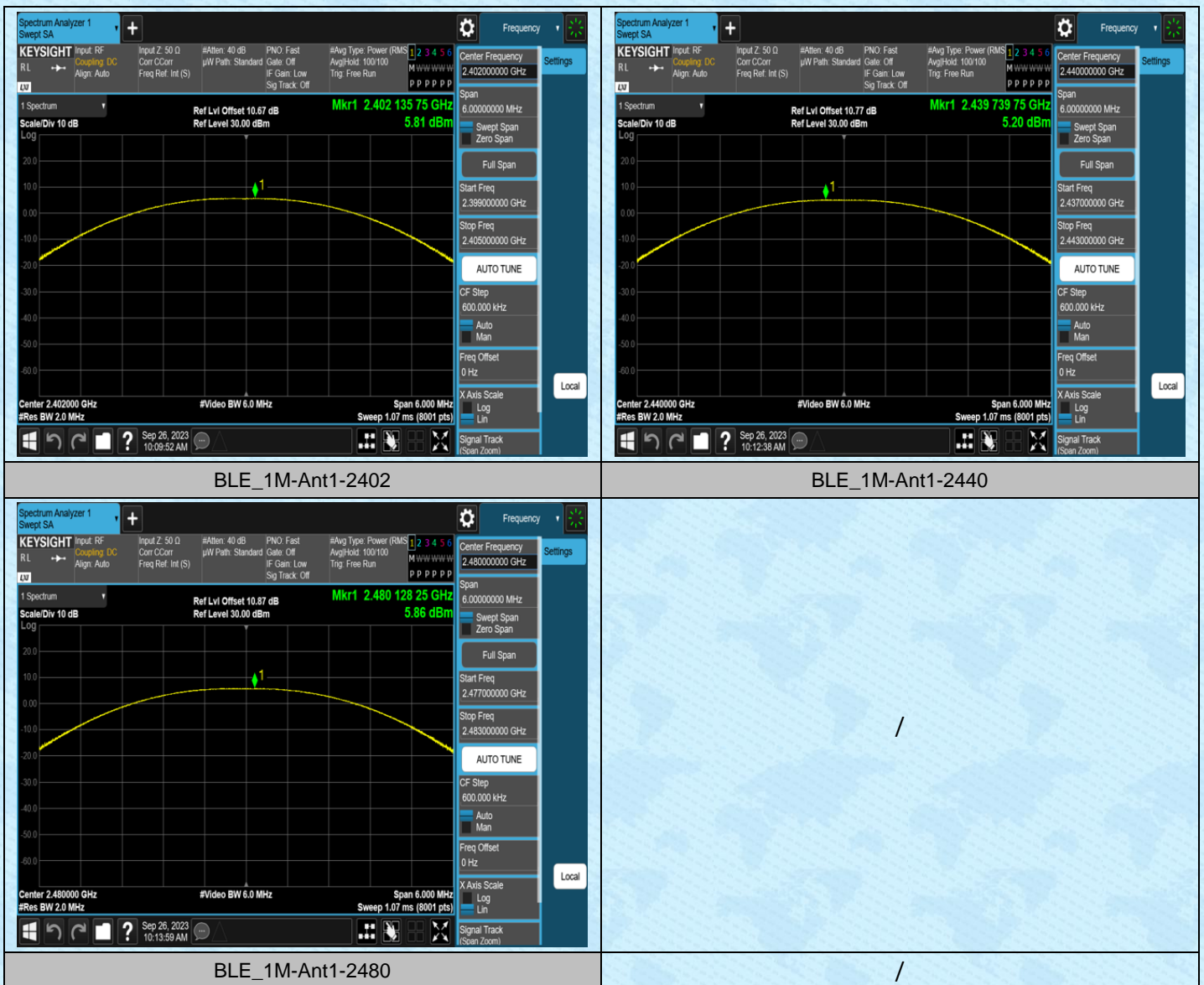


AppendixC: Maximum conducted output power

Test Result Peak

Test Mode	Antenna	Frequency[MHz]	Conducted Peak Power[dBm]	Conducted Limit[dBm]	EIRP[dBm]	EIRP Limit[dBm]	Verdict
BLE_1M	Ant1	2402	5.81	≤30	8.02	--	PASS
BLE_1M	Ant1	2440	5.20	≤30	7.41	--	PASS
BLE_1M	Ant1	2480	5.86	≤30	8.07	--	PASS

Test Graphs Peak

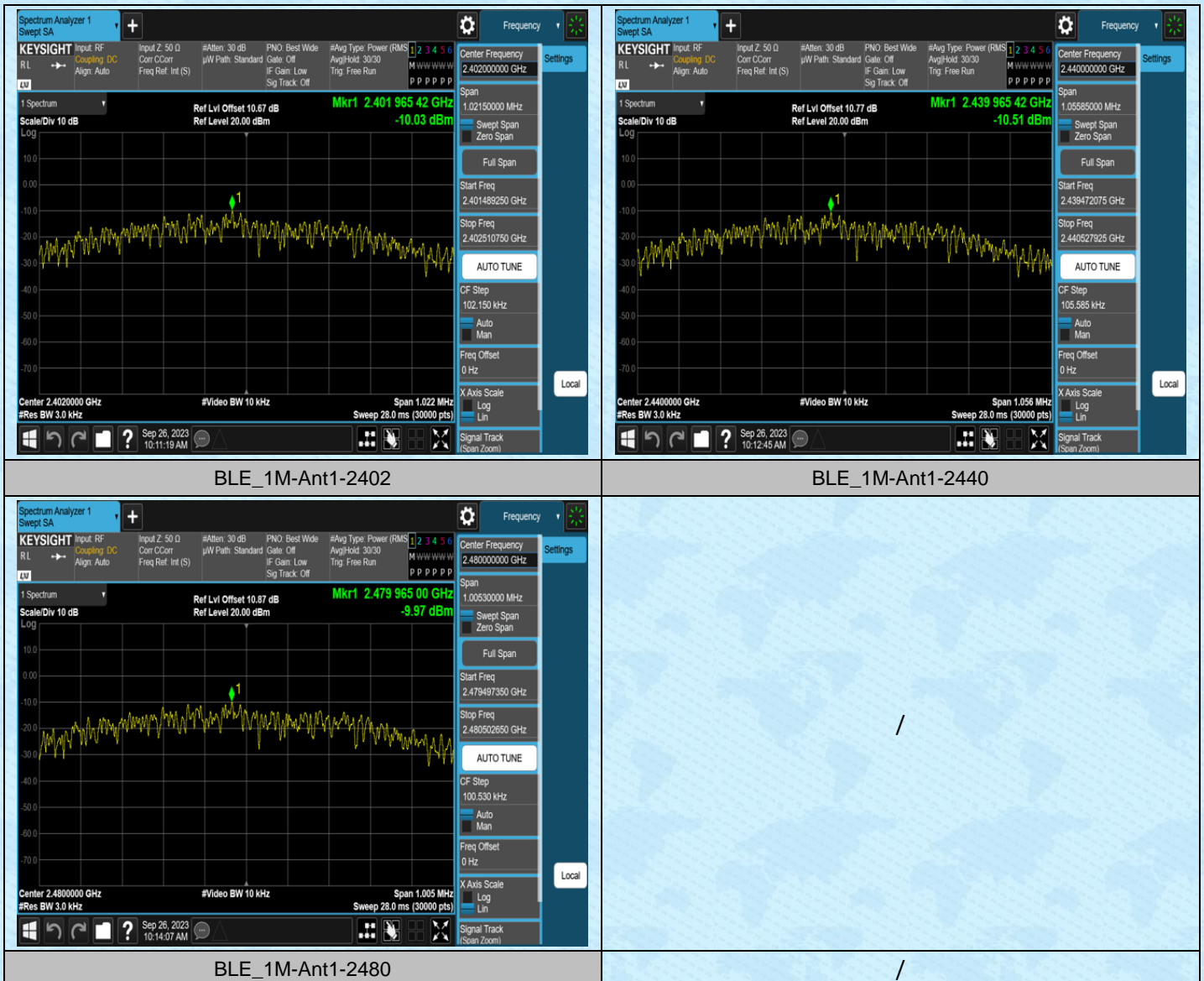


AppendixD: Maximum power spectral density

Test Result

Test Mode	Antenna	Frequency[MHz]	Result[dBm/3kHz]	Limit[dBm/3kHz]	Verdict
BLE_1M	Ant1	2402	-10.03	≤8.00	PASS
BLE_1M	Ant1	2440	-10.51	≤8.00	PASS
BLE_1M	Ant1	2480	-9.97	≤8.00	PASS

Test Graphs

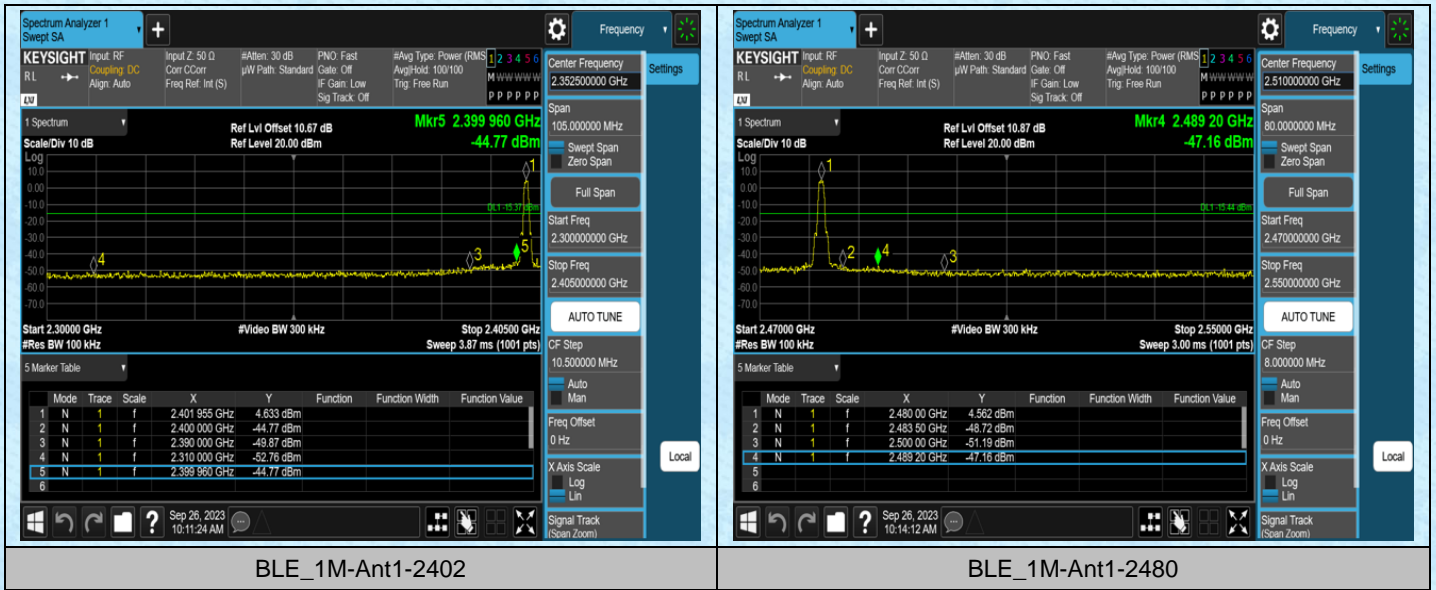


Appendix E: Band edge measurements

Test Result

Test Mode	Antenna	ChName	Frequency[MHz]	RefLevel[dBm]	Result[dBm]	Limit[dBm]	Verdict
BLE_1M	Ant1	Low	2402	4.63	-44.77	≤-15.37	PASS
BLE_1M	Ant1	High	2480	4.56	-47.16	≤-15.44	PASS

Test Graphs



AppendixF:Conducted Spurious Emission**Test Result**

Test Mode	Antenna	Frequency[MHz]	FreqRange [MHz]	RefLevel [dBm]	Result[dBm]	Limit[dBm]	Verdict
BLE_1M	Ant1	2402	0~Reference	3.70	3.70	---	PASS
BLE_1M	Ant1	2402	30~1000	3.70	-61.19	≤-16.3	PASS
BLE_1M	Ant1	2402	1000~26500	3.70	-45.72	≤-16.3	PASS
BLE_1M	Ant1	2440	0~Reference	3.49	3.49	---	PASS
BLE_1M	Ant1	2440	30~1000	3.49	-62.57	≤-16.51	PASS
BLE_1M	Ant1	2440	1000~26500	3.49	-49.51	≤-16.51	PASS
BLE_1M	Ant1	2480	0~Reference	4.13	4.13	---	PASS
BLE_1M	Ant1	2480	30~1000	4.13	-61.1	≤-15.87	PASS
BLE_1M	Ant1	2480	1000~26500	4.13	-49.89	≤-15.87	PASS

Test Graphs



BLE_1M-Ant1-2402-0~Reference

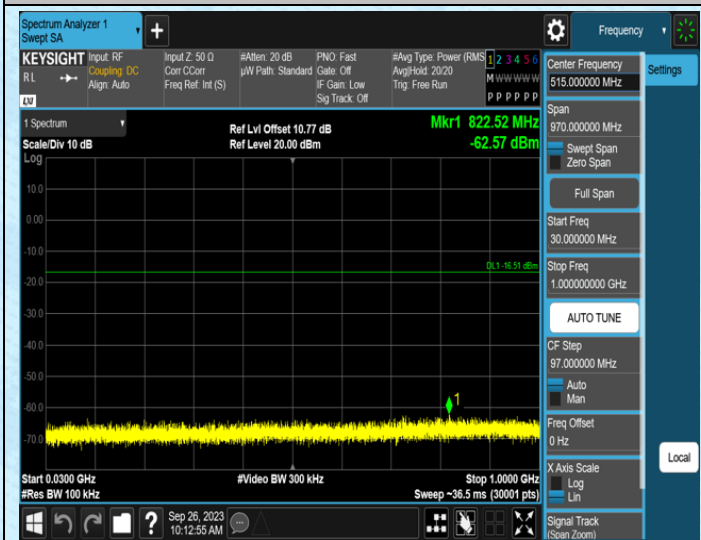
BLE_1M-Ant1-2402-30~1000



BLE_1M-Ant1-2402-1000~26500



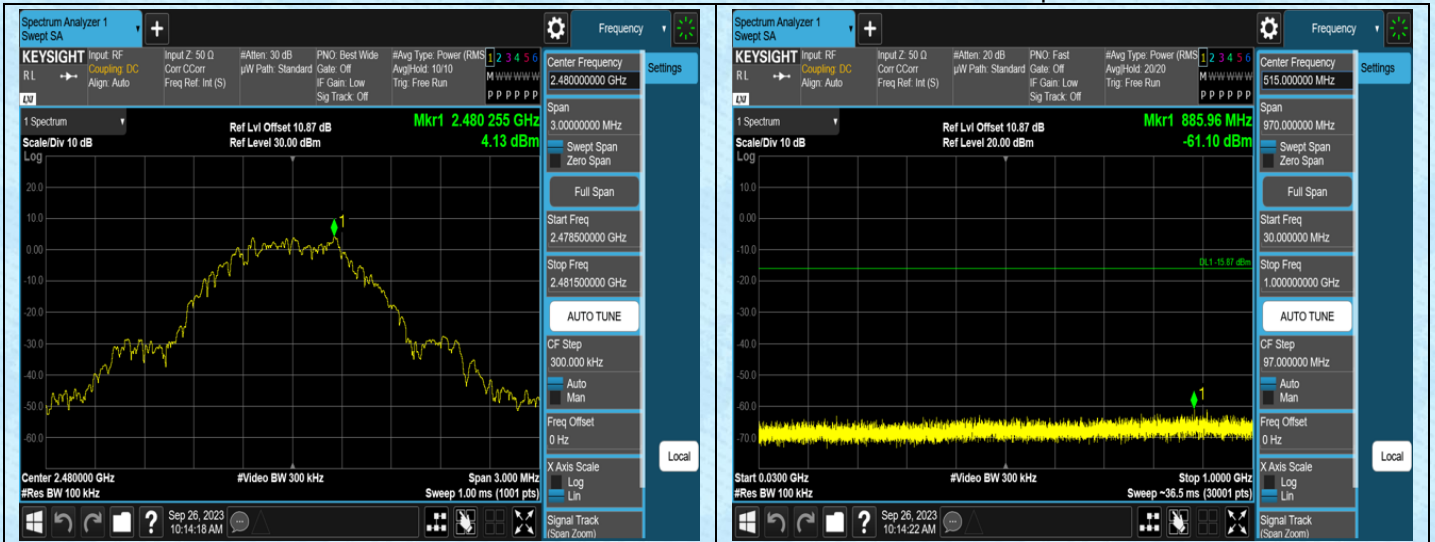
BLE_1M-Ant1-2440-0~Reference



BLE_1M-Ant1-2440-30~1000



BLE_1M-Ant1-2440-1000~26500




BLE_1M-Ant1-2480-0~Reference

BLE_1M-Ant1-2480-30~1000



BLE_1M-Ant1-2480-1000~26500



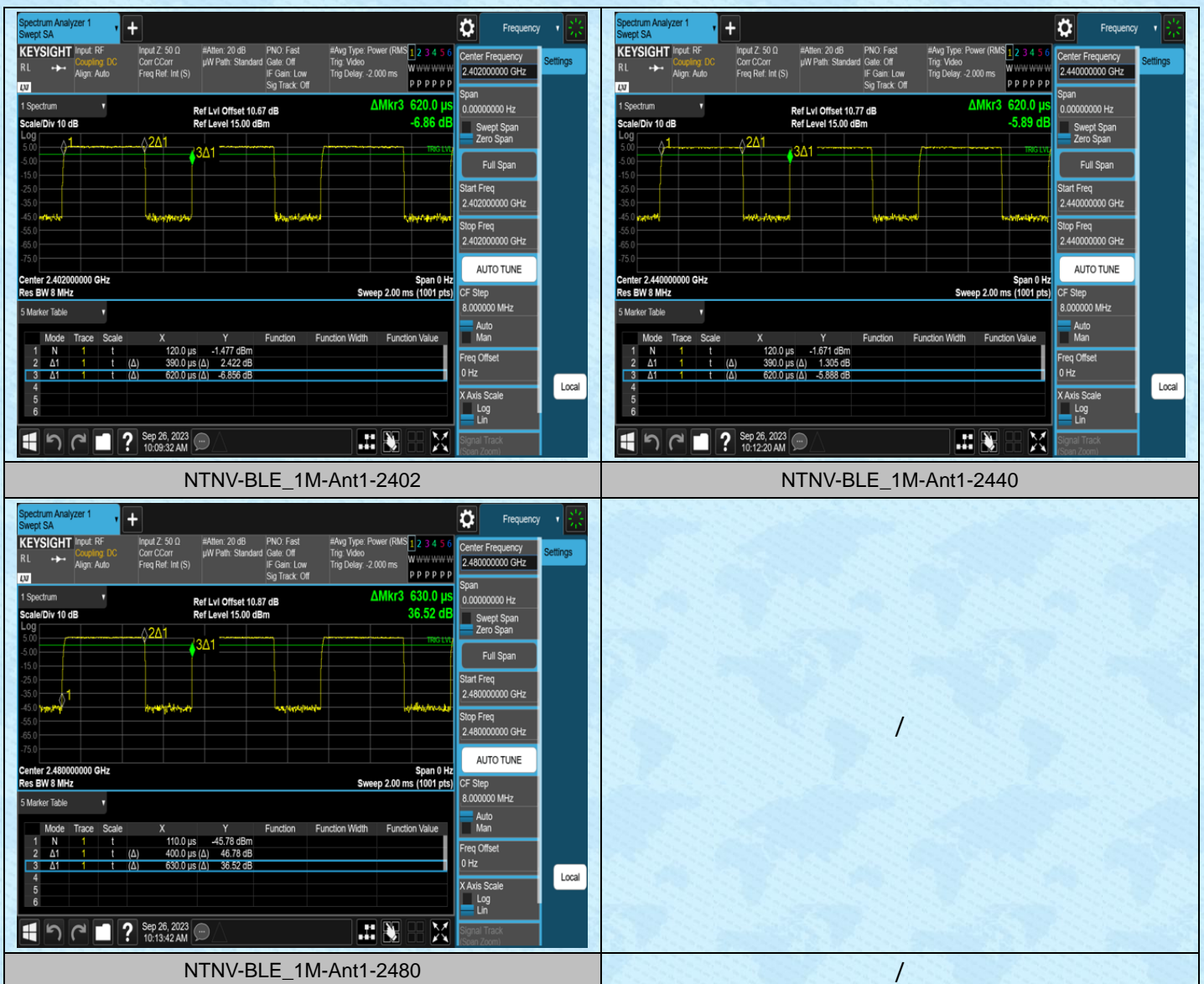
/

AppendixG: Duty Cycle

Test Result

Test Mode	Antenna	Frequency[MHz]	ON Time [ms]	Period [ms]	Duty Cycle [%]	Duty Cycle Factor[dB]
BLE_1M	Ant1	2402	0.39	0.62	62.90	2.01
BLE_1M	Ant1	2440	0.39	0.62	62.90	2.01
BLE_1M	Ant1	2480	0.40	0.63	63.49	1.97

Test Graphs



-----End-----