



U2 BLUETOOTH SPEAKER MANUAL

CONTAIN >>>



U2 CRADLE SPEAKER



USB CHARGE
CABLE



AUX-IN
CABLE

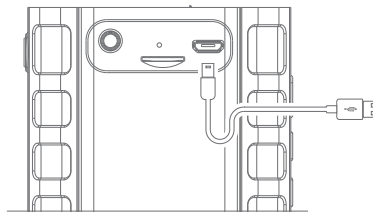


MANUAL



CARABINER
CLIP

OTHER >>>

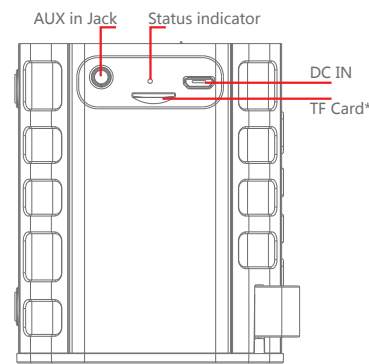
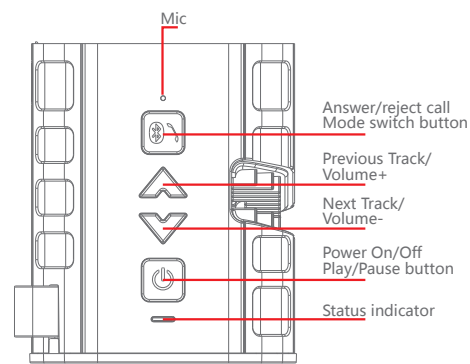


Charging
Using a USB cable to connect to a computer or buy USB charger separately.

Blue indicator flashes	Status of waiting for connecting
Blue indicator remains steadily on	Connected to Bluetooth® source or connected to aux-in devices
Low power indicator flashes	Battery voltage lower than 3.3V , Red light flashes means your speaker needs to be charged
Red charging indicator light	Red indicator is on when charging , and off when fully charged

Note : Your speaker will power off automatically within 15 minutes if you did not pair it with playback devices in order to save energy.

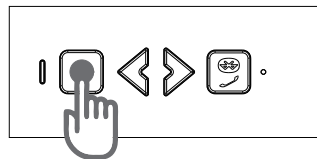
INTRODUCTION >>>



SPECIFICATIONS >>>

Driver spec :	Φ45mm 2Ω/5W
Size :	L85*W70*H72 mm
Net weight :	256g
RMS :	3W
Frequency response :	805HZ - 20KHZ
Sensitivity :	80db
S/N ratio :	≥80db
Distortion :	≤0.3%
Working distance :	about 33 feet
Working current :	≤500mA
Working voltage :	3.4V-4.2V
Charging voltage :	DC 5V
Charging current :	500MA

HOW TO CONNECT >>>



- 1 Long press the power on/off button and it will be in Bluetooth mode and the Blue indicator flashes



- 2 Connect to your device
Setting>Bluetooth>Choose device
>U2
Connected successful
Blue indicator steadily on

WARRANTY POLICY >>>

Your Bluetooth speaker is covered by a limited warranty. It is backed by 1 year performance warranty against any manufacturing defects in material or workmanship from the date of original purchase. This warranty entitles the purchaser to get the product repaired or replaced under the following conditions:

- The warranty applies to the original purchaser, Proof of original purchase is required
- The warranty does not cover the damage caused by misuse, abuse or improper storage.
- In no event shall Gsou be responsible for any direct, incidental, consequential or other damages of any kind.

CONTACT US >>>

Gsou Technology (Shenzhen)Co.,LTD
Add : 14c, Block A, First World plaza, No.7002 West Hongli Road, Futian District, Shenzhen, China.
Tel : 0086-755-8326 6572 Fax : 0086-755-8325 5400 E-mail : sales@gsou.cn Website : www.gsoutech.com

FCC WARNING >>>

This device complies with Part 15 of the FCC Rules. Operation is subject to the following two conditions:

- (1) this device may not cause harmful interference, and
- (2) this device must accept any interference received, including interference that may cause undesired operation.Changes or modifications not expressly approved by the party responsible for compliance could void the user's authority to operate the equipment.

NOTE: This equipment has been tested and found to comply with the limits for a Class B digital device, pursuant to Part 15 of the FCC Rules. These limits are designed to provide reasonable protection against harmful interference in a residential installation. This equipment generates, uses and can radiate radio frequency energy and, if not installed and used in accordance with the instructions, may cause harmful interference to radio communications. However,there is no guarantee that interference will not occur in a particular installation.

If this equipment does cause harmful interference to radio or television reception,which can be determined by turning the equipment off and on, the user is encouraged to try to correct the interference by one or more of the following measures:

- Reorient or relocate the receiving antenna.
- Increase the separation between the equipment and receiver.
- Connect the equipment into an outlet on a circuit differentfrom that to which the receiver is connected.
- Consult the dealer or an experienced radio/TV technician for help.

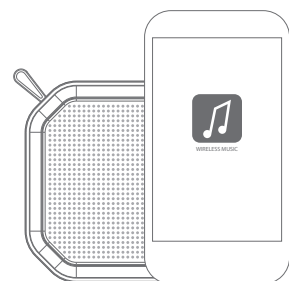
RF Exposure Statement:

The equipment complies with FCC radiation exposure limits set forth for an uncontrolled environment. The transmitter must not be co-located or operating in conjunction with any other antenna or transmitter.

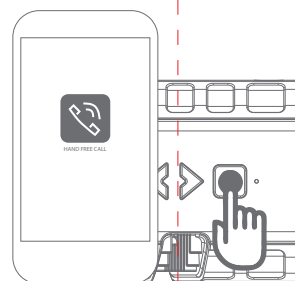
The company reserves the right to the product modification for appearance and function,which is subject to change without prior notice.

FUNCTIONS >>>

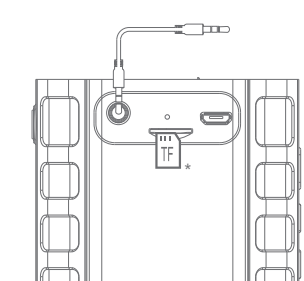
Note: short press the Mode switch button, to switch between Bluetooth \ TF card \ Aux-in.



Bluetooth play



Hands free call



3.5mm Audio/TF Card support*