

FCC 15.407 2018

DUT Information

Frequencies

5155 MHz (5155 MHz)	5160 MHz (5160 MHz)	5165 MHz (5165 MHz)
5170 MHz (5170 MHz)	5175 MHz (5175 MHz)	5180 MHz (5180 MHz)
5185 MHz (5185 MHz)	5190 MHz (5190 MHz)	5195 MHz (5195 MHz)
5200 MHz (5200 MHz)	5205 MHz (5205 MHz)	5210 MHz (5210 MHz)
5215 MHz (5215 MHz)	5220 MHz (5220 MHz)	5225 MHz (5225 MHz)
5230 MHz (5230 MHz)	5235 MHz (5235 MHz)	5240 MHz (5240 MHz)
5245 MHz (5245 MHz)	5250 MHz (5250 MHz)	5255 MHz (5255 MHz)
5260 MHz (5260 MHz)	5265 MHz (5265 MHz)	5270 MHz (5270 MHz)
5275 MHz (5275 MHz)	5280 MHz (5280 MHz)	5285 MHz (5285 MHz)
5290 MHz (5290 MHz)	5295 MHz (5295 MHz)	5300 MHz (5300 MHz)
5305 MHz (5305 MHz)	5310 MHz (5310 MHz)	5315 MHz (5315 MHz)
5320 MHz (5320 MHz)	5325 MHz (5325 MHz)	5330 MHz (5330 MHz)
5335 MHz (5335 MHz)	5340 MHz (5340 MHz)	5345 MHz (5345 MHz)
5350 MHz (5350 MHz)	5470 MHz (5470 MHz)	5475 MHz (5475 MHz)
5480 MHz (5480 MHz)	5485 MHz (5485 MHz)	5490 MHz (5490 MHz)
5495 MHz (5495 MHz)	5500 MHz (5500 MHz)	5505 MHz (5505 MHz)
5510 MHz (5510 MHz)	5515 MHz (5515 MHz)	5520 MHz (5520 MHz)
5525 MHz (5525 MHz)	5530 MHz (5530 MHz)	5535 MHz (5535 MHz)
5540 MHz (5540 MHz)	5545 MHz (5545 MHz)	5550 MHz (5550 MHz)
5555 MHz (5555 MHz)	5560 MHz (5560 MHz)	5565 MHz (5565 MHz)
5570 MHz (5570 MHz)	5575 MHz (5575 MHz)	5580 MHz (5580 MHz)
5585 MHz (5585 MHz)	5590 MHz (5590 MHz)	5595 MHz (5595 MHz)
5600 MHz (5600 MHz)	5605 MHz (5605 MHz)	5610 MHz (5610 MHz)
5615 MHz (5615 MHz)	5620 MHz (5620 MHz)	5625 MHz (5625 MHz)
5630 MHz (5630 MHz)	5635 MHz (5635 MHz)	5640 MHz (5640 MHz)
5645 MHz (5645 MHz)	5650 MHz (5650 MHz)	5655 MHz (5655 MHz)
5660 MHz (5660 MHz)	5665 MHz (5665 MHz)	5670 MHz (5670 MHz)
5675 MHz (5675 MHz)	5680 MHz (5680 MHz)	5685 MHz (5685 MHz)
5690 MHz (5690 MHz)	5695 MHz (5695 MHz)	5700 MHz (5700 MHz)
5705 MHz (5705 MHz)	5710 MHz (5710 MHz)	5715 MHz (5715 MHz)
5720 MHz (5720 MHz)	5725 MHz (5725 MHz)	5730 MHz (5730 MHz)
5735 MHz (5735 MHz)	5740 MHz (5740 MHz)	5745 MHz (5745 MHz)
5750 MHz (5750 MHz)	5755 MHz (5755 MHz)	5760 MHz (5760 MHz)
5765 MHz (5765 MHz)	5770 MHz (5770 MHz)	5775 MHz (5775 MHz)
5780 MHz (5780 MHz)	5785 MHz (5785 MHz)	5790 MHz (5790 MHz)
5795 MHz (5795 MHz)	5800 MHz (5800 MHz)	5805 MHz (5805 MHz)
5810 MHz (5810 MHz)	5815 MHz (5815 MHz)	5820 MHz (5820 MHz)
5825 MHz (5825 MHz)	5830 MHz (5830 MHz)	5835 MHz (5835 MHz)
5840 MHz (5840 MHz)	5845 MHz (5845 MHz)	5850 MHz (5850 MHz)

Bandwidths

10 MHz (10 MHz)	20 MHz (20 MHz)	30 MHz (30 MHz)
40 MHz (40 MHz)	80 MHz (80 MHz)	50 MHz (50 MHz)
60 MHz (60 MHz)	160 MHz (160 MHz)	

Power

24.000 dBm (24 dBm)

Beamforming Gain

Powerstep name (value)	Beamforming gain table names
24.000 dBm (24 dBm)	---

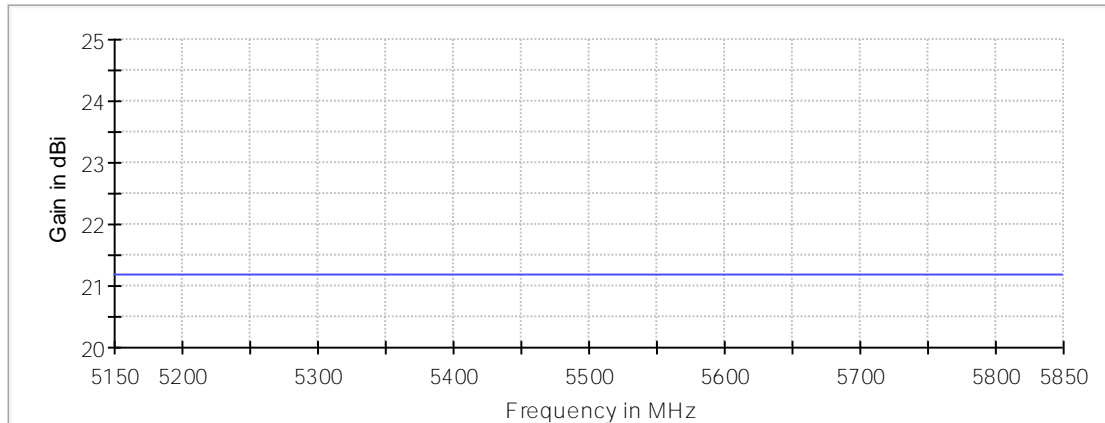
Gain Tables

Powerstep name (value)	Gain table names
24.000 dBm (24 dBm)	Port 1: Nom. Ant.; Port 2: Nom. Ant.;

DUT Settings

No. of transmission chains	2
DFS capability	Yes
DFS Mode	Client with radar detection
Equipment Type	Outdoor AP
TPC	No

Gaintable Nom. Ant.



— Gaintable: Nom. Ant.

Hardware Setup: WMS Measurements\TS8997 Hardware Setup

Spectrum Analyzer:	SA FSV 40 (SA FSV 40) @ VISA (ADR TCPIP::192.168.48.100::inst0::instr), SN 1321.3008K40/101752, FW 3.60
Vector Generator:	VG SMW200A (VG SMW200A) @ VISA (ADR TCPIP0::A-N5182B-301471::inst0::INSTR), SN 101752, FW 3.70
Generator:	SMB100A (SMB100A) @ VISA (ADR TCPIP::192.168.48.110::inst0::INSTR), SN 180599, FW 3.20.390.24 / Drv:Rev 2.21.0, 07/2016, CVI 2015
OSP:	OSP-B157W8PLUS (OSP-B157W8PLUS) @ VISA (ADR TCPIP::192.168.48.157::inst0::instr), SN 1527.1144.06 / 100955, FW 2.00.1.0

Summary

Test	Frequency (MHz)	Nominal Power (dBm)	Nominal Bandwidth (MHz)	Result
Emission Bandwidth 26 dB	5740.000	24.0	20.000000	PASS
RF output power	5740.000	24.0	20.000000	PASS
Power Spectral Density	5740.000	24.0	20.000000	PASS
Minimum Emission Bandwidth 6 dB	5740.000	24.0	20.000000	PASS
Occupied Channel Bandwidth 99%	5740.000	24.0	20.000000	PASS
Tx Spurious Emission	5740.000	24.0	20.000000	PASS
Emission Bandwidth 26 dB	5790.000	24.0	20.000000	PASS
Minimum Emission Bandwidth 6 dB	5790.000	24.0	20.000000	PASS
Occupied Channel Bandwidth 99%	5790.000	24.0	20.000000	PASS
Tx Spurious Emission	5790.000	24.0	20.000000	PASS
Emission Bandwidth 26 dB	5835.000	24.0	20.000000	PASS
Minimum Emission Bandwidth 6 dB	5835.000	24.0	20.000000	PASS
Occupied Channel Bandwidth 99%	5835.000	24.0	20.000000	PASS
Tx Spurious Emission	5835.000	24.0	20.000000	PASS
Emission Bandwidth 26 dB	5750.000	24.0	40.000000	PASS
Minimum Emission Bandwidth 6 dB	5750.000	24.0	40.000000	PASS
Occupied Channel Bandwidth 99%	5750.000	24.0	40.000000	PASS
Tx Spurious Emission	5750.000	24.0	40.000000	PASS
Emission Bandwidth 26 dB	5790.000	24.0	40.000000	PASS
Minimum Emission Bandwidth 6 dB	5790.000	24.0	40.000000	PASS
Occupied Channel Bandwidth 99%	5790.000	24.0	40.000000	PASS
Tx Spurious Emission	5790.000	24.0	40.000000	PASS
Emission Bandwidth 26 dB	5825.000	24.0	40.000000	PASS
Minimum Emission Bandwidth 6 dB	5825.000	24.0	40.000000	PASS
Occupied Channel Bandwidth 99%	5825.000	24.0	40.000000	PASS
Tx Spurious Emission	5825.000	24.0	40.000000	PASS
Emission Bandwidth 26 dB	5770.000	24.0	80.000000	PASS
Minimum Emission Bandwidth 6 dB	5770.000	24.0	80.000000	PASS
Occupied Channel Bandwidth 99%	5770.000	24.0	80.000000	PASS
Tx Spurious Emission	5770.000	24.0	80.000000	PASS
Emission Bandwidth 26 dB	5790.000	24.0	80.000000	PASS
Minimum Emission Bandwidth 6 dB	5790.000	24.0	80.000000	PASS
Occupied Channel Bandwidth 99%	5790.000	24.0	80.000000	PASS
Tx Spurious Emission	5790.000	24.0	80.000000	PASS
Emission Bandwidth 26 dB	5805.000	24.0	80.000000	PASS
Minimum Emission Bandwidth 6 dB	5805.000	24.0	80.000000	PASS
Occupied Channel Bandwidth 99%	5805.000	24.0	80.000000	PASS
Tx Spurious Emission	5805.000	24.0	80.000000	PASS

Emission Bandwidth 26 dB (5740 MHz; 24.000 dBm; 20 MHz)

Customized settings.

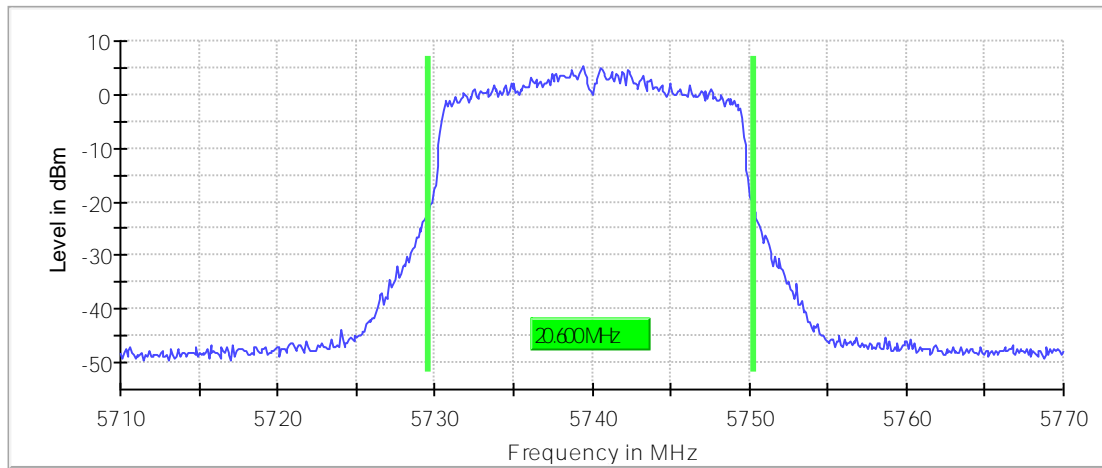
26 dB Bandwidth

DUT Frequency (MHz)	Bandwidth (MHz)	Limit Min (MHz)	Limit Max (MHz)	Band Edge Left (MHz)	Band Edge Right (MHz)
5740.000000	20.600000	---	---	5729.650000	5750.250000

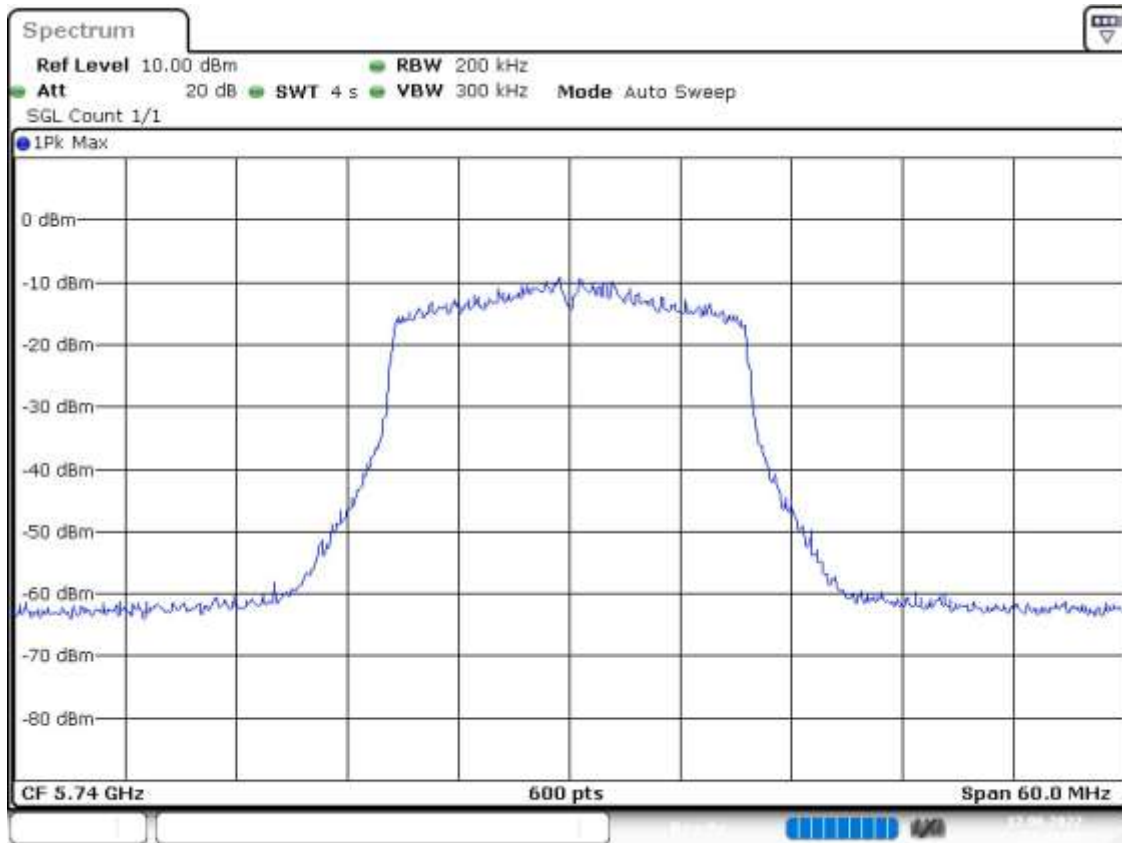
(continuation of the "26 dB Bandwidth" table from column 6 ...)

DUT Frequency (MHz)	Max Level (dBm)	Result
5740.000000	5.2	PASS

26 dB Bandwidth



Bandwidth



Date: 12.JUN.2022 22:35:52

Measurement

Setting	Instrument Value	Target Value
Start Frequency	5.71000 GHz	5.71000 GHz
Stop Frequency	5.77000 GHz	5.77000 GHz
Span	60.000 MHz	60.000 MHz
RBW	200.000 kHz	~ 200.000 kHz
VBW	300.000 kHz	>= 240.000 kHz
SweepPoints	600	~ 600
Sweeptime	4.000 s	4.000 s
Reference Level	10.000 dBm	AUTO
Attenuation	20.000 dB	20.000 dB
Detector	MaxPeak	MaxPeak
SweepCount	1	1
Filter	3 dB	3 dB
Trace Mode	Max Hold	Max Hold
Sweeptype	Sweep	AUTO
Preamp	off	off

RF output power (5740 MHz; 24.000 dBm; 20 MHz)

Customized settings.

Result

DUT Frequency (MHz)	Gated RMS (dBm)	Limit Max (dBm)	Gated EIRP (dBm)	DutyCycle (%)	Result
5740.000000	18.7	30.0	18.7	91.829	PASS

OSP PowerMeter settings

Setting	Instrument Value	Target Value
Measurement Time	1.000 s	1.000 s
Points	1000000	1000000
Time resolution	1.000 μ s	1.000 μ s

Power Spectral Density (5740 MHz; 24.000 dBm; 20 MHz)

Customized settings.

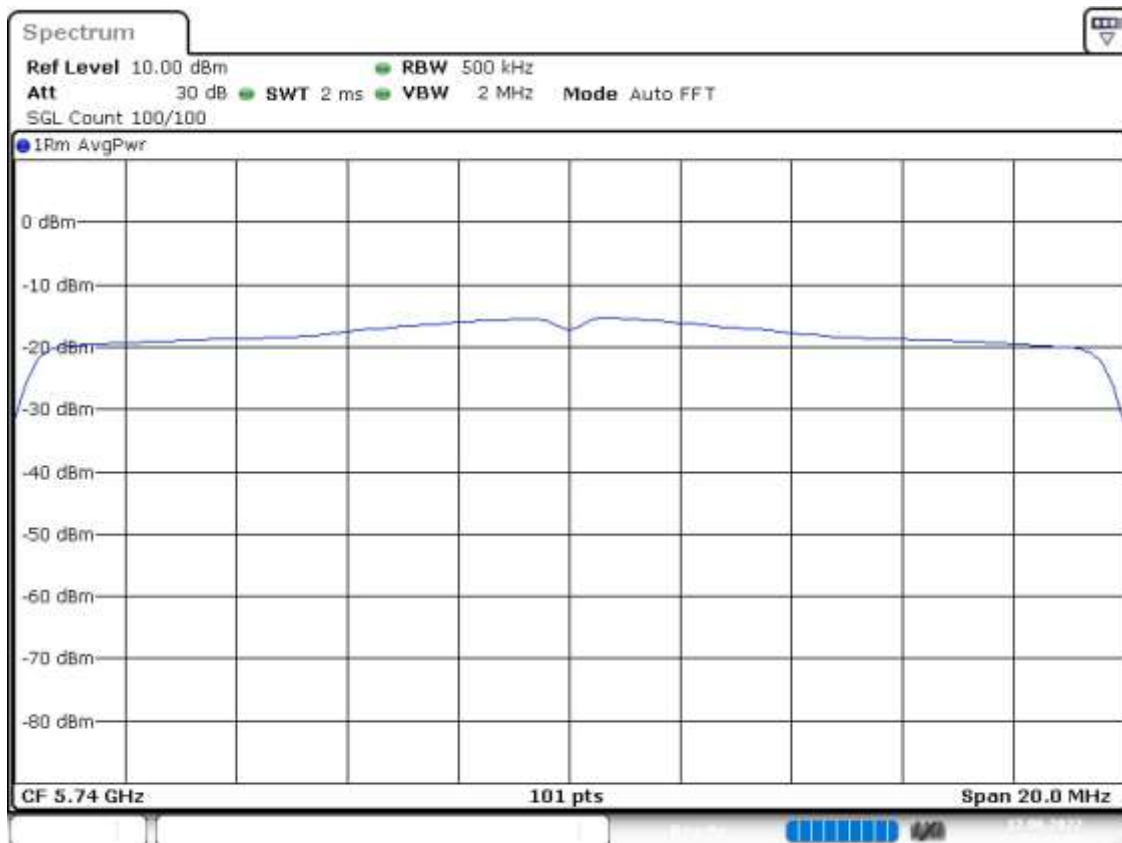
Result

DUT Frequency (MHz)	Frequency (MHz)	PSD (dBm)	Limit Max (dBm)	Result
5740.000000	5740.594059	2.175	30.0	PASS

Ports

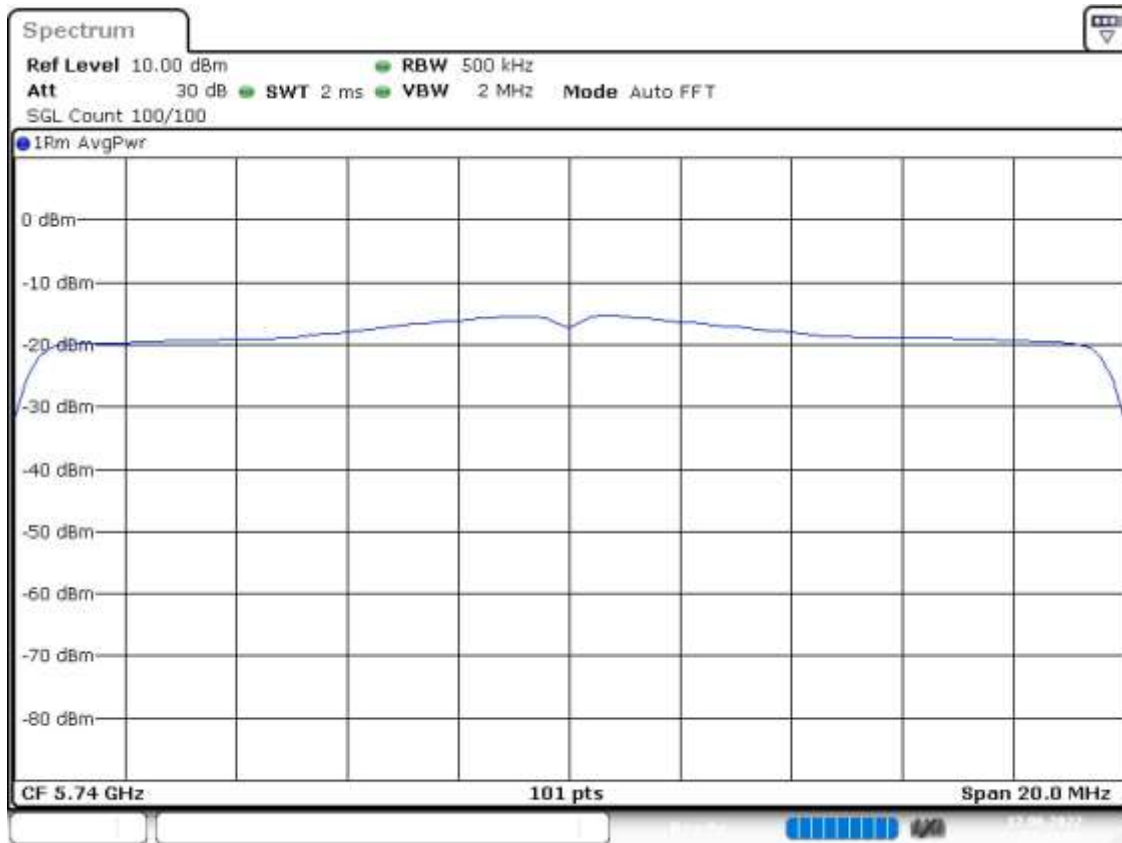
Port	State
1	used
2	used

PSD Connector 1



Date: 12.JUN.2022 22:36:30

PSD Connector 2



Date: 12.JUN.2022 22:36:35

Measurement

Setting	Instrument Value	Target Value
Start Frequency	5.73000 GHz	5.73000 GHz
Stop Frequency	5.75000 GHz	5.75000 GHz
Span	20.000 MHz	20.000 MHz
RBW	500.000 kHz	<= 500.000 kHz
VBW	2.000 MHz	>= 1.500 MHz
SweepPoints	101	~ 80
Sweeptime	2.020 ms	2.020 ms
Reference Level	10.000 dBm	10.000 dBm
Attenuation	30.000 dB	AUTO
Detector	RMS	RMS
SweepCount	100	100
Filter	3 dB	3 dB
Trace Mode	Average Power	Average Power
Sweeptype	FFT	AUTO
Preamp	off	off

Minimum Emission Bandwidth 6 dB (5740 MHz; 24.000 dBm; 20 MHz)

Customized settings.

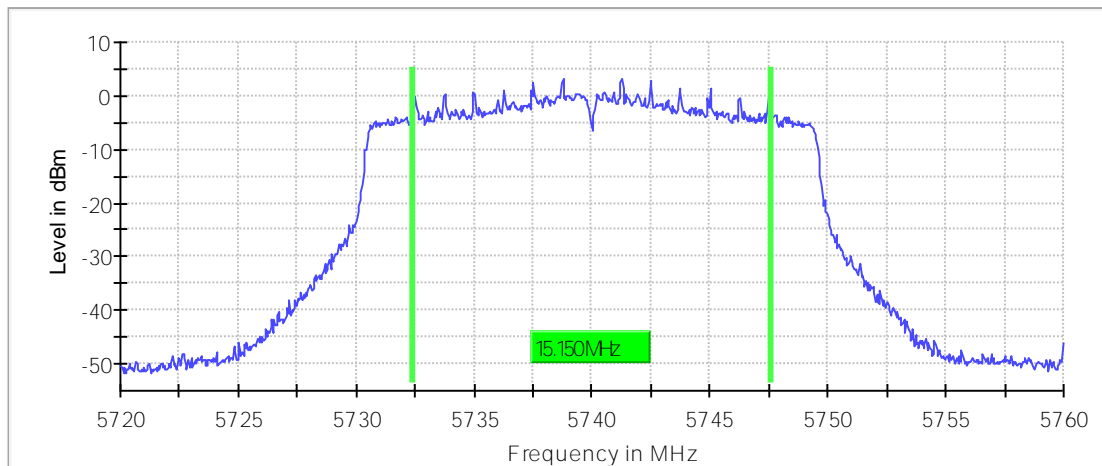
6 dB Bandwidth

DUT Frequency (MHz)	Bandwidth (MHz)	Limit Min (MHz)	Limit Max (MHz)	Band Edge Left (MHz)	Band Edge Right (MHz)
5740.000000	15.150000	0.500000	---	5732.425000	5747.575000

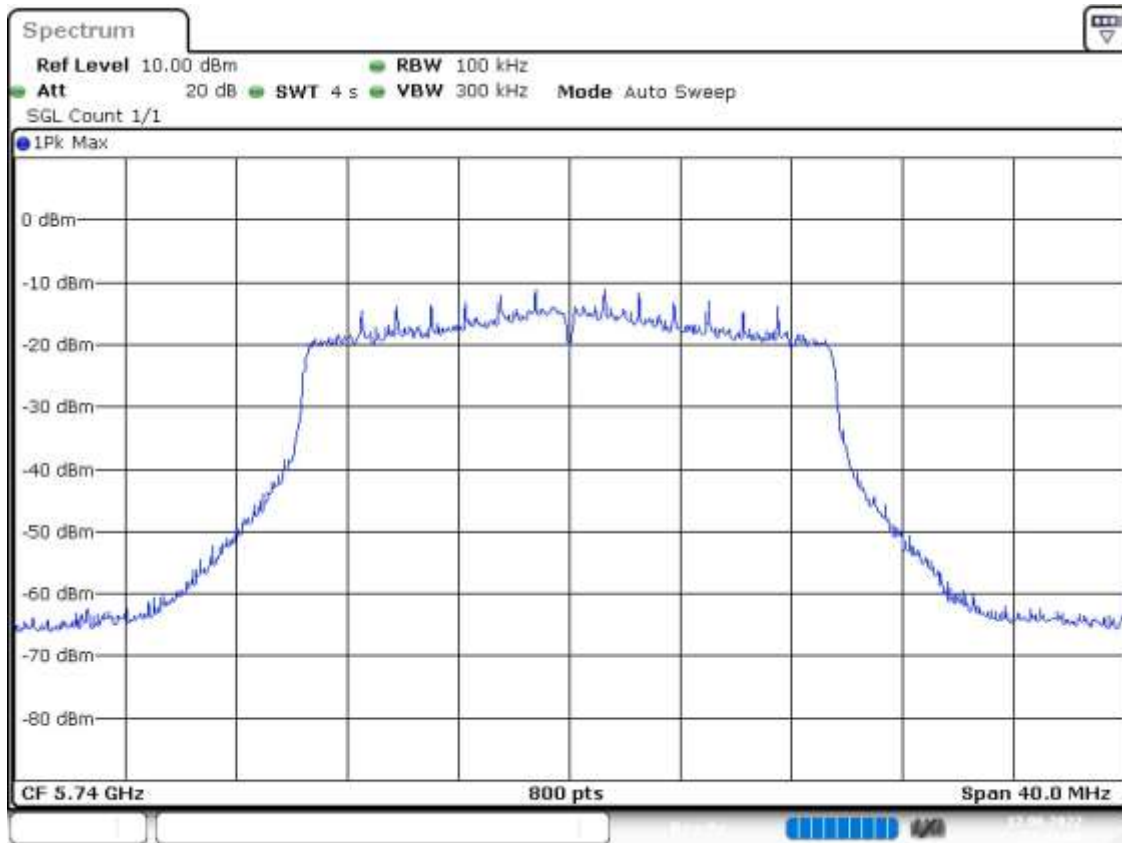
(continuation of the "6 dB Bandwidth" table from column 6 ...)

DUT Frequency (MHz)	Max Level (dBm)	Result
5740.000000	3.3	PASS

6 dB Bandwidth



Bandwidth



Date: 12.JUN.2022 22:36:45

Measurement

Setting	Instrument Value	Target Value
Start Frequency	5.72000 GHz	5.72000 GHz
Stop Frequency	5.76000 GHz	5.76000 GHz
Span	40.000 MHz	40.000 MHz
RBW	100.000 kHz	~ 100.000 kHz
VBW	300.000 kHz	~ 300.000 kHz
SweepPoints	800	~ 800
Sweeptime	4.000 s	4.000 s
Reference Level	10.000 dBm	AUTO
Attenuation	20.000 dB	20.000 dB
Detector	MaxPeak	MaxPeak
SweepCount	1	1
Filter	3 dB	3 dB
Trace Mode	Max Hold	Max Hold
Sweeptype	Sweep	AUTO
Preamp	off	off

Occupied Channel Bandwidth 99% (5740 MHz; 24.000 dBm; 20 MHz)

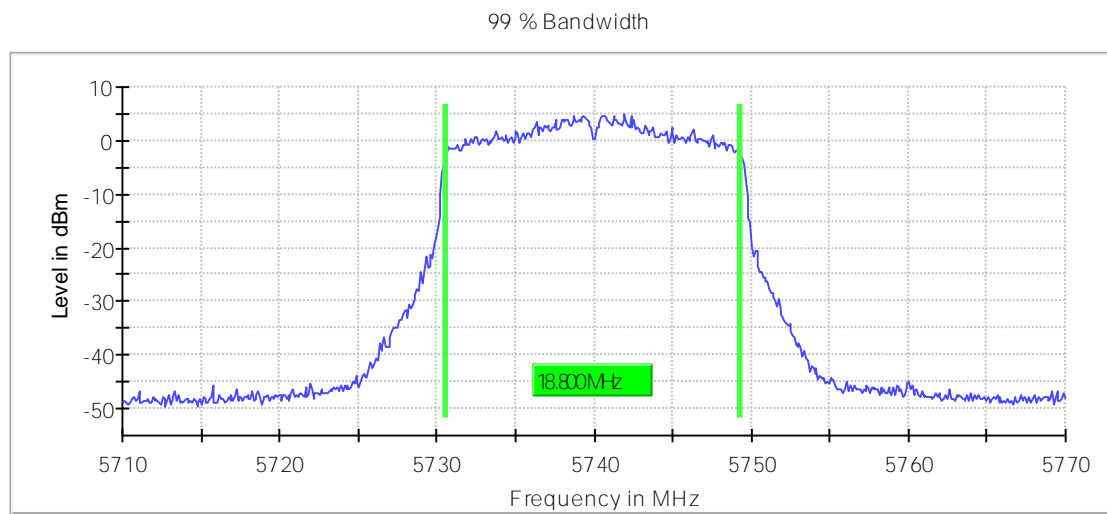
Customized settings.

99 % Bandwidth

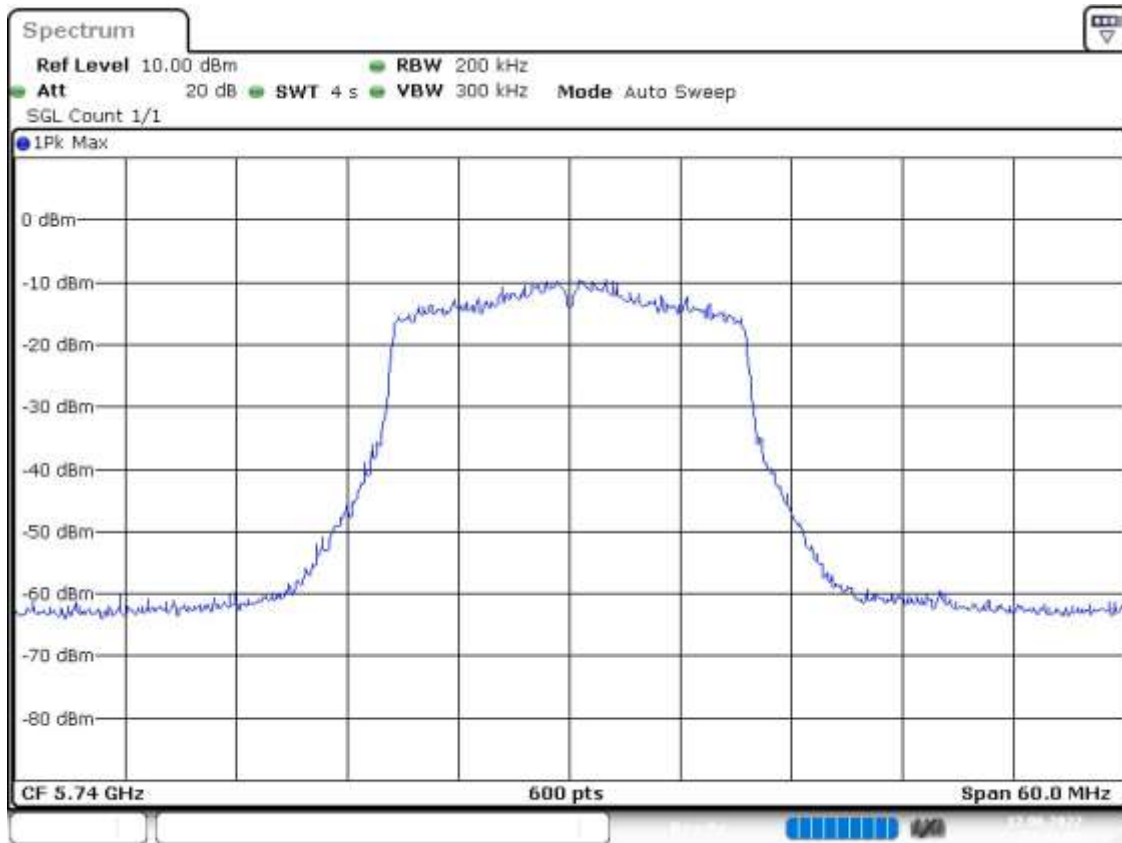
DUT Frequency (MHz)	Bandwidth (MHz)	Limit Min (MHz)	Limit Max (MHz)	Band Edge Left (MHz)	Band Edge Right (MHz)
5740.000000	18.800000	---	---	5730.550000	5749.350000

(continuation of the "99 % Bandwidth" table from column 6 ...)

DUT Frequency (MHz)	Result
5740.000000	PASS



Bandwidth



Date: 12.JUN.2022 22:36:55

Measurement

Setting	Instrument Value	Target Value
Start Frequency	5.71000 GHz	5.71000 GHz
Stop Frequency	5.77000 GHz	5.77000 GHz
Span	60.000 MHz	60.000 MHz
RBW	200.000 kHz	>= 200.000 kHz
VBW	300.000 kHz	>= 240.000 kHz
SweepPoints	600	~ 600
Sweeptime	4.000 s	4.000 s
Reference Level	10.000 dBm	AUTO
Attenuation	20.000 dB	20.000 dB
Detector	MaxPeak	MaxPeak
SweepCount	1	1
Filter	3 dB	3 dB
Trace Mode	Max Hold	Max Hold
Sweeptype	Sweep	AUTO
Preamp	off	off

Tx Spurious Emission (5740 MHz; 24.000 dBm; 20 MHz)

Customized settings.

Result

DUT Frequency (MHz)	Result
5740.000000	PASS

Final measurements

Frequency (MHz)	Level Pre Measurement (dBm)	level (dBm)	Limit (dBm)	Margin (dB)	Result
---	---	---	---	---	---

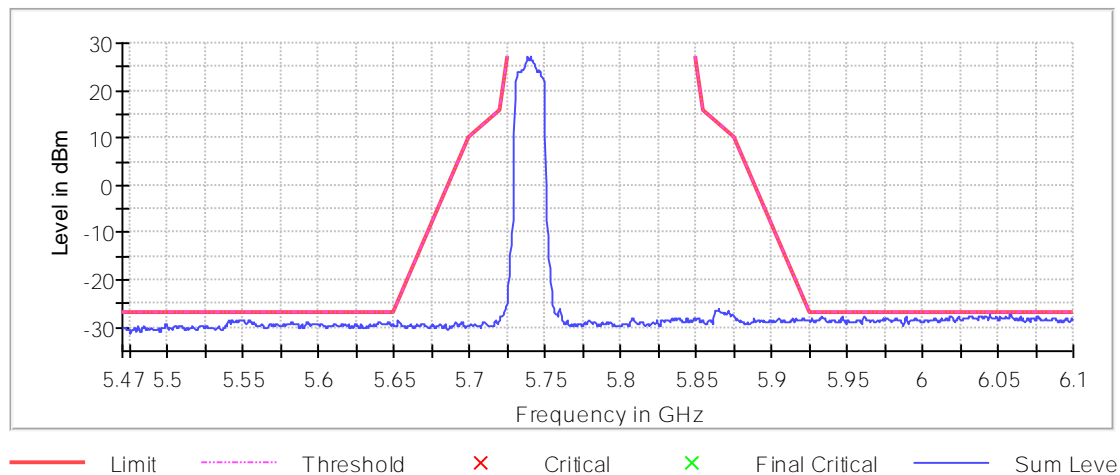
Pre Measurements

Frequency (MHz)	Level (dBm)	Margin (dB)	Limit (dBm)
6044.750000	-27.1	0.1	-27.0
6058.750000	-27.3	0.3	-27.0
6058.250000	-27.4	0.4	-27.0
6044.250000	-27.4	0.4	-27.0
6045.250000	-27.6	0.6	-27.0
6019.750000	-27.6	0.6	-27.0
6019.250000	-27.6	0.6	-27.0
6042.750000	-27.7	0.7	-27.0
6018.750000	-27.7	0.7	-27.0
5933.250000	-27.7	0.7	-27.0
5946.750000	-27.7	0.7	-27.0
6037.750000	-27.7	0.7	-27.0
6059.250000	-27.7	0.7	-27.0
6064.750000	-27.7	0.7	-27.0
6051.750000	-27.7	0.7	-27.0

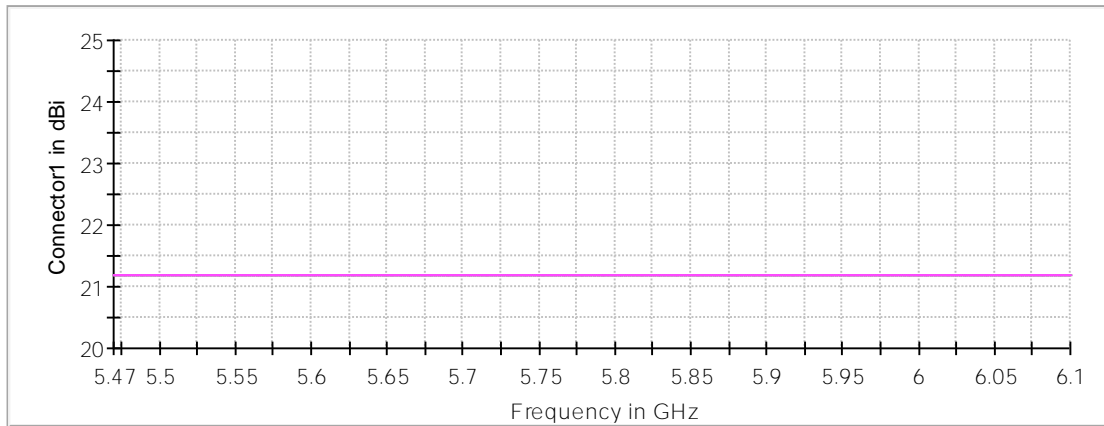
Measurement Settings

Start Frequency (MHz)	Stop Frequency (MHz)	Pre Measurement	Final Measurement
5470.000000	6100.000000	2	2

Spurious

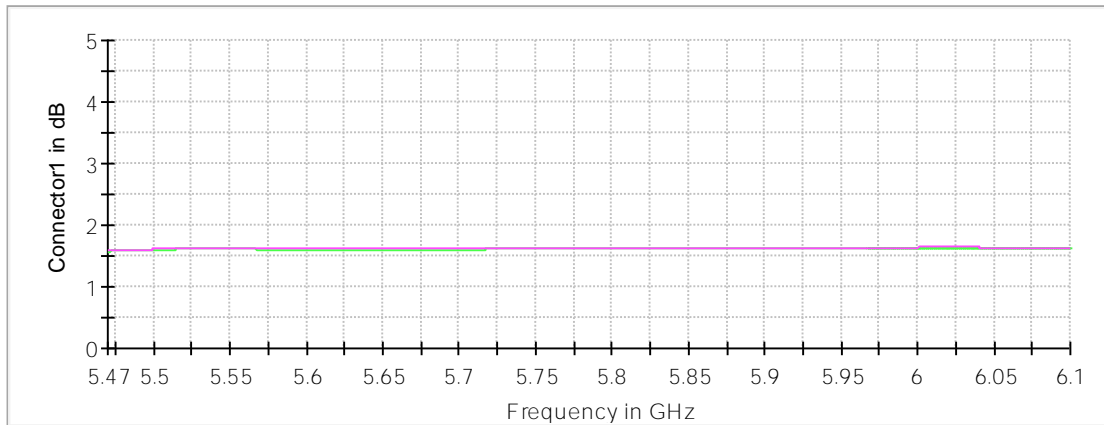


Gain



Connector1 Connector2

Attenuation



Connector1 Connector2

Pre Measurement 2

Setting	Instrument Value	Target Value
RBW	1.000 MHz	<= 1.000 MHz
VBW	3.000 MHz	>= 3.000 MHz
SweepPoints	1260	~ 1260
SweepTime	85.781 μ s	AUTO
Reference Level	10.000 dBm	10.000 dBm
Attenuation	30.000 dB	30.000 dB
Detector	RMS	RMS
SweepCount	100	100
Filter	3 dB	3 dB
Trace Mode	Average Power	Average Power
Sweeptype	FFT	AUTO
Preamp	off	off

Emission Bandwidth 26 dB (5790 MHz; 24.000 dBm; 20 MHz)

Customized settings.

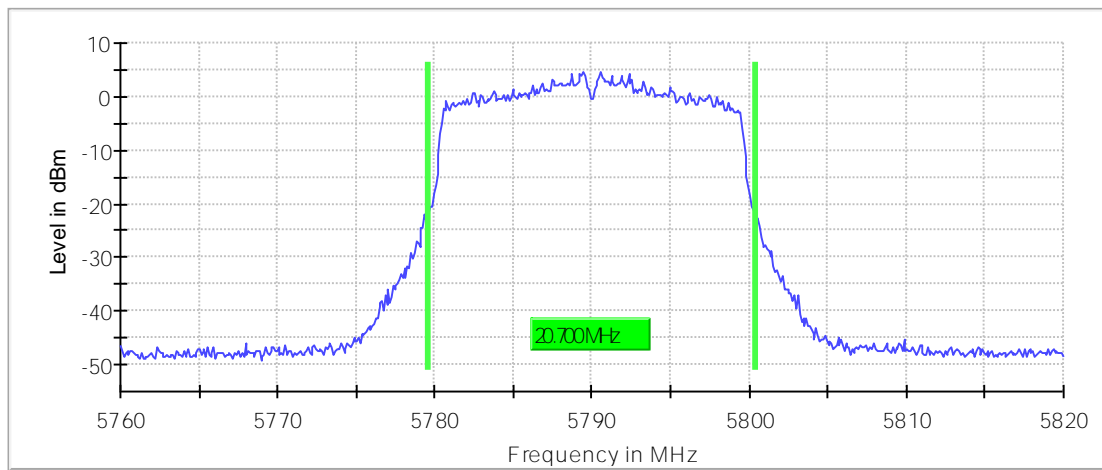
26 dB Bandwidth

DUT Frequency (MHz)	Bandwidth (MHz)	Limit Min (MHz)	Limit Max (MHz)	Band Edge Left (MHz)	Band Edge Right (MHz)
5790.000000	20.700000	---	---	5779.650000	5800.350000

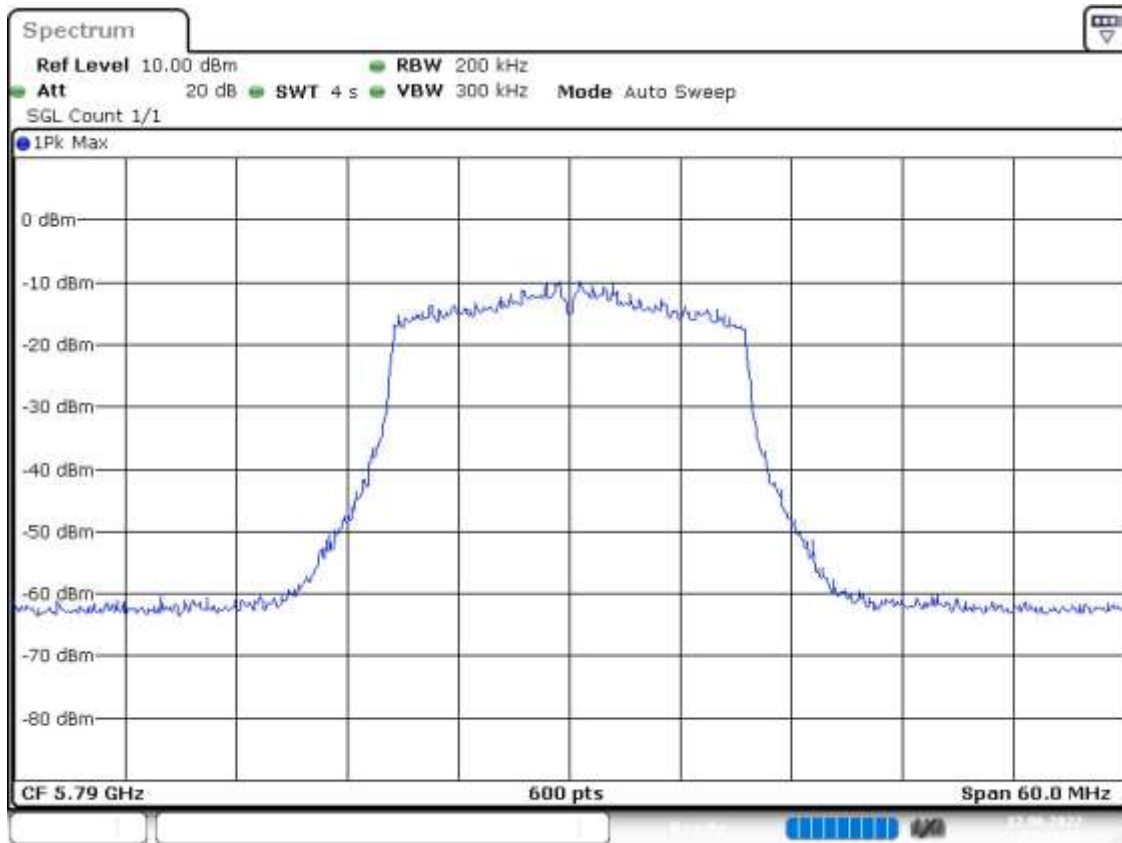
(continuation of the "26 dB Bandwidth" table from column 6 ...)

DUT Frequency (MHz)	Max Level (dBm)	Result
5790.000000	4.6	PASS

26 dB Bandwidth



Bandwidth



Minimum Emission Bandwidth 6 dB (5790 MHz; 24.000 dBm; 20 MHz)

Customized settings.

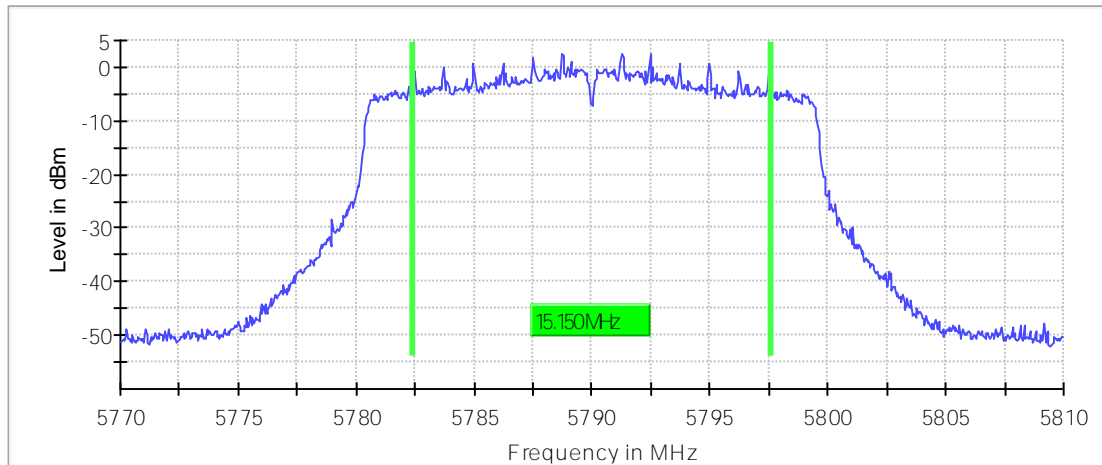
6 dB Bandwidth

DUT Frequency (MHz)	Bandwidth (MHz)	Limit Min (MHz)	Limit Max (MHz)	Band Edge Left (MHz)	Band Edge Right (MHz)
5790.000000	15.150000	0.500000	--	5782.425000	5797.575000

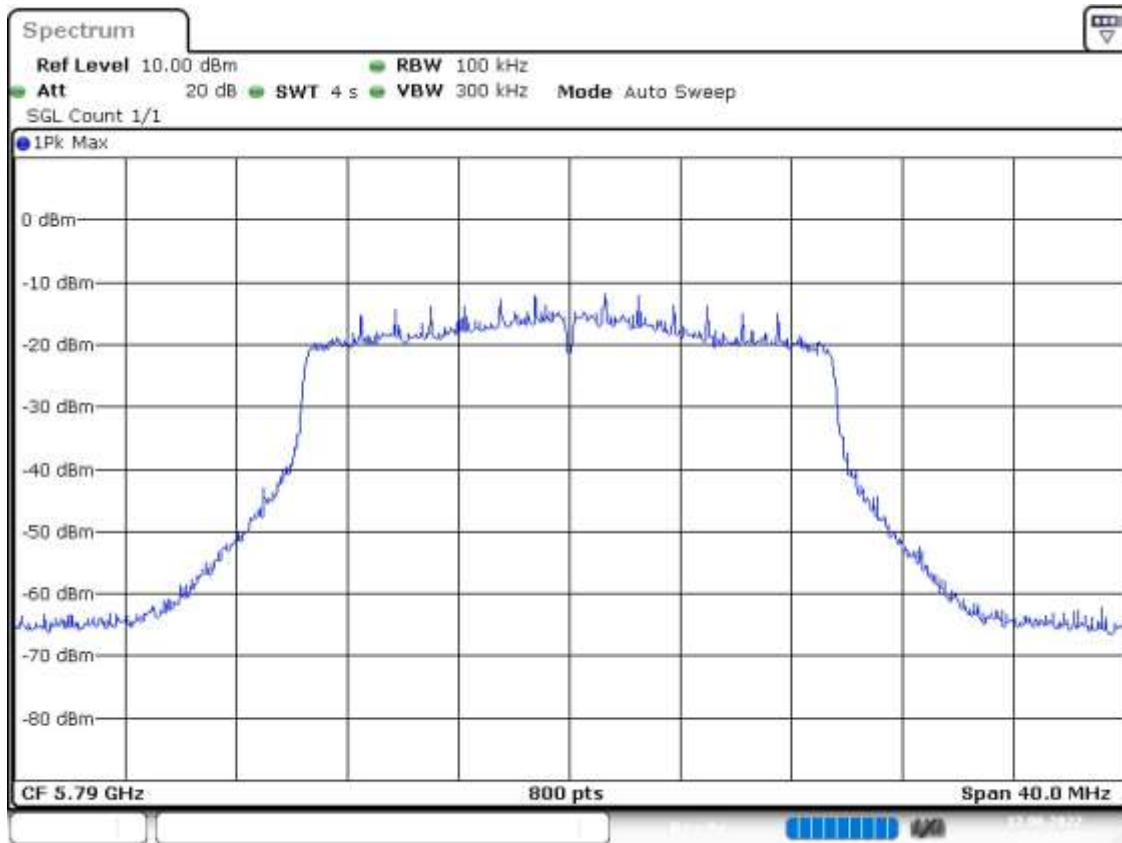
(continuation of the "6 dB Bandwidth" table from column 6 ...)

DUT Frequency (MHz)	Max Level (dBm)	Result
5790.000000	2.6	PASS

6 dB Bandwidth



Bandwidth



Occupied Channel Bandwidth 99% (5790 MHz; 24.000 dBm; 20 MHz)

Customized settings.

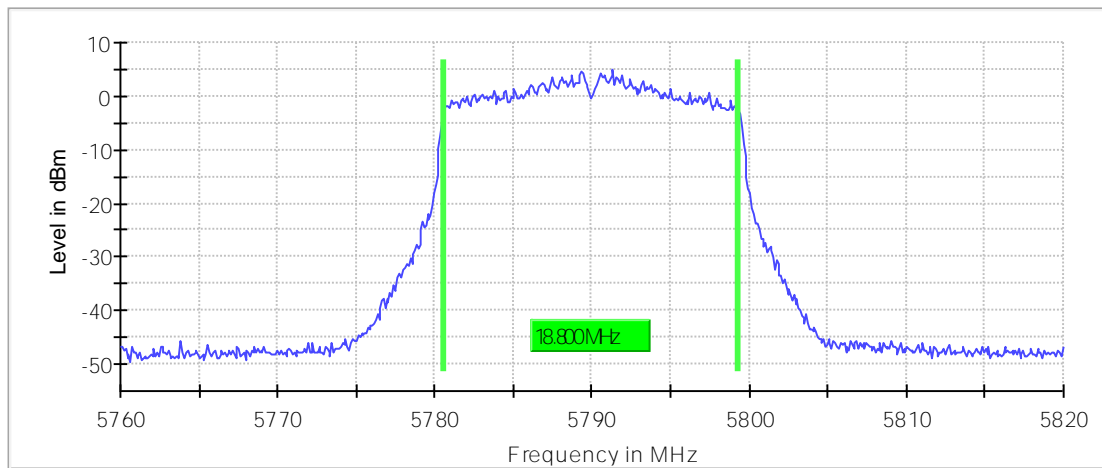
99 % Bandwidth

DUT Frequency (MHz)	Bandwidth (MHz)	Limit Min (MHz)	Limit Max (MHz)	Band Edge Left (MHz)	Band Edge Right (MHz)
5790.000000	18.800000	---	---	5780.550000	5799.350000

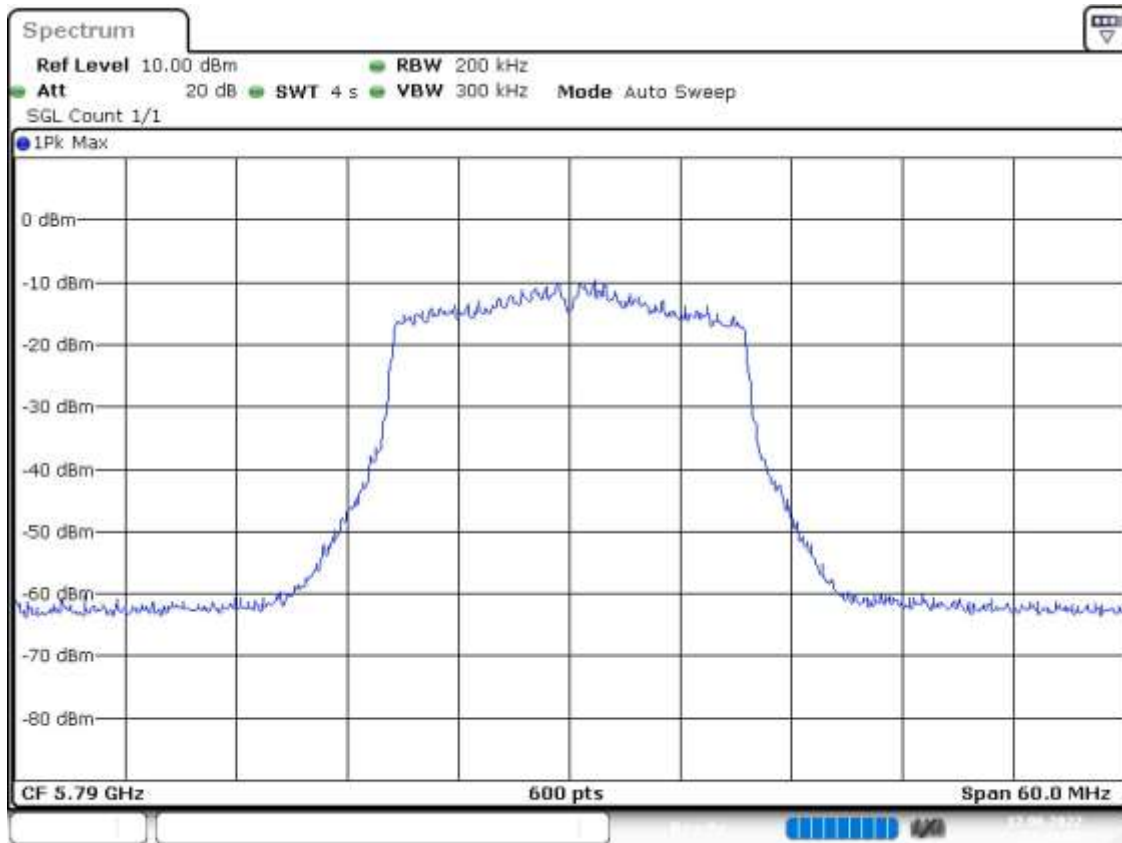
(continuation of the "99 % Bandwidth" table from column 6 ...)

DUT Frequency (MHz)	Result
5790.000000	PASS

99 % Bandwidth



Bandwidth



Tx Spurious Emission (5790 MHz; 24.000 dBm; 20 MHz)

Customized settings.

Result

DUT Frequency (MHz)	Result
5790.000000	PASS

Final measurements

Frequency (MHz)	Level Pre Measurement (dBm)	level (dBm)	Limit (dBm)	Margin (dB)	Result
---	---	---	---	---	---

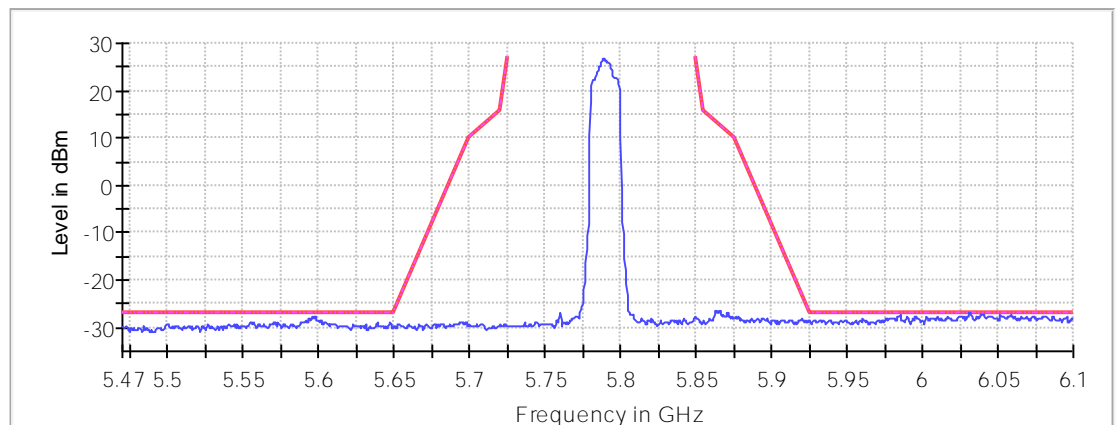
Pre Measurements

Frequency (MHz)	Level (dBm)	Margin (dB)	Limit (dBm)
6031.750000	-27.0	0.0	-27.0
6031.250000	-27.0	0.0	-27.0
6030.750000	-27.1	0.1	-27.0
6032.250000	-27.2	0.2	-27.0
6051.750000	-27.3	0.3	-27.0
6039.250000	-27.3	0.3	-27.0
6039.750000	-27.4	0.4	-27.0
5985.250000	-27.4	0.4	-27.0
6040.750000	-27.4	0.4	-27.0
6038.750000	-27.5	0.5	-27.0
6058.750000	-27.5	0.5	-27.0
6040.250000	-27.5	0.5	-27.0
6052.250000	-27.5	0.5	-27.0
6073.750000	-27.5	0.5	-27.0
6030.250000	-27.5	0.5	-27.0

Measurement Settings

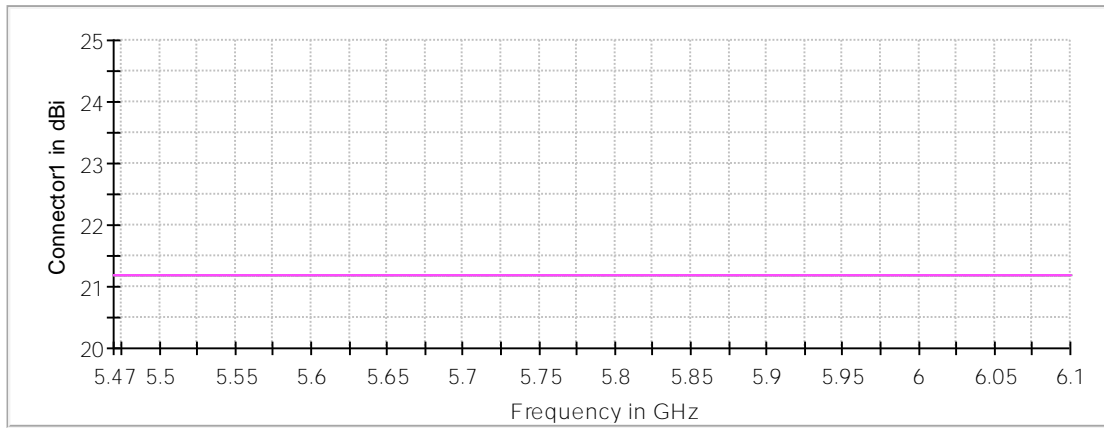
Start Frequency (MHz)	Stop Frequency (MHz)	Pre Measurement	Final Measurement
5470.000000	6100.000000	2	2

Spurious



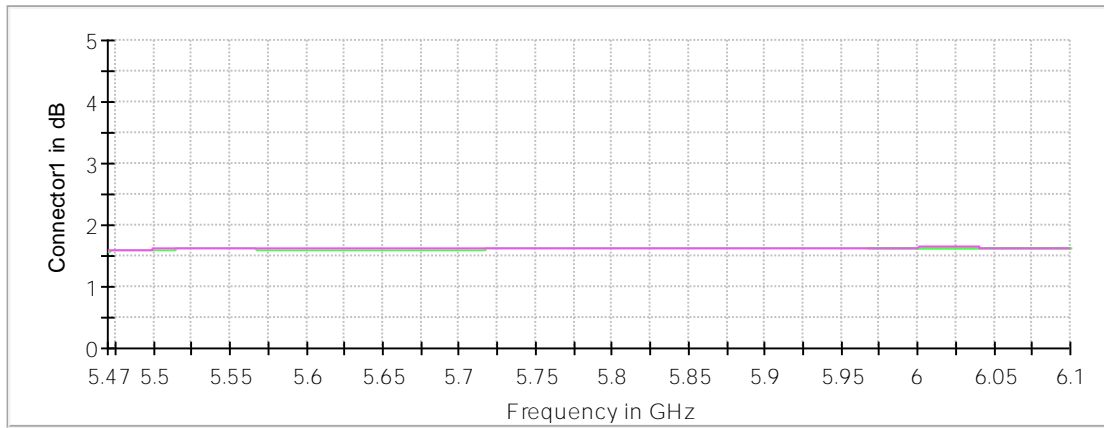
— Limit - - - - - Threshold × Critical × Final Critical — Sum Level

Gain



Connector1 Connector2

Attenuation



Connector1 Connector2

Emission Bandwidth 26 dB (5835 MHz; 24.000 dBm; 20 MHz)

Customized settings.

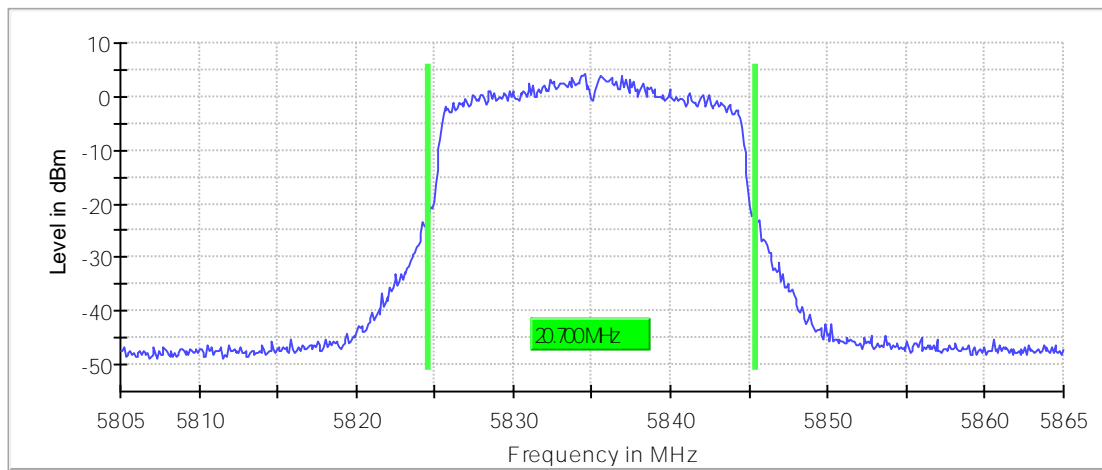
26 dB Bandwidth

DUT Frequency (MHz)	Bandwidth (MHz)	Limit Min (MHz)	Limit Max (MHz)	Band Edge Left (MHz)	Band Edge Right (MHz)
5835.000000	20.700000	---	---	5824.650000	5845.350000

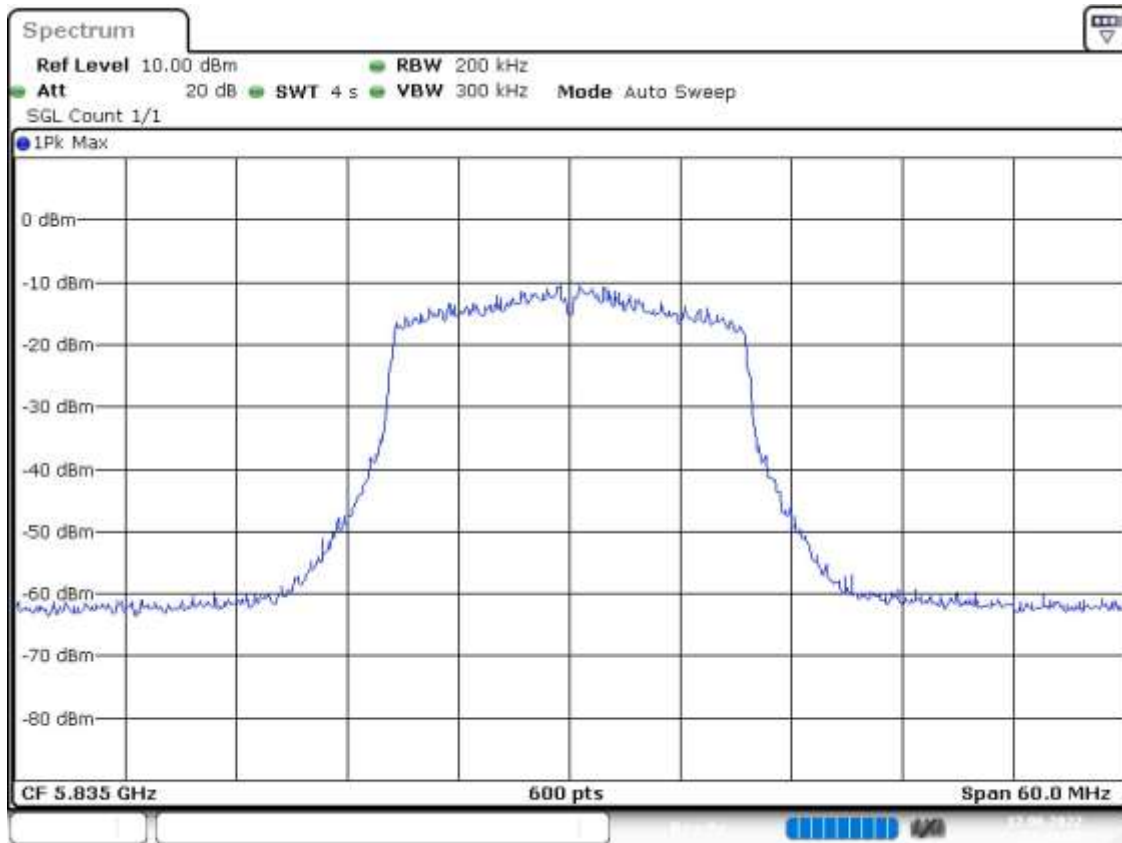
(continuation of the "26 dB Bandwidth" table from column 6 ...)

DUT Frequency (MHz)	Max Level (dBm)	Result
5835.000000	4.2	PASS

26 dB Bandwidth



Bandwidth



Date: 12.JUN.2022 22:49:17

Minimum Emission Bandwidth 6 dB (5835 MHz; 24.000 dBm; 20 MHz)

Customized settings.

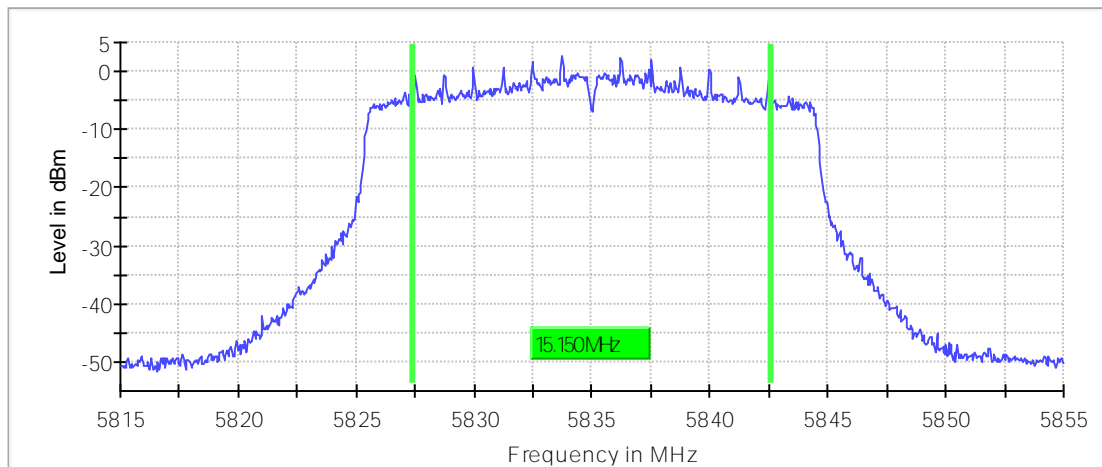
6 dB Bandwidth

DUT Frequency (MHz)	Bandwidth (MHz)	Limit Min (MHz)	Limit Max (MHz)	Band Edge Left (MHz)	Band Edge Right (MHz)
5835.000000	15.150000	0.500000	--	5827.425000	5842.575000

(continuation of the "6 dB Bandwidth" table from column 6 ...)

DUT Frequency (MHz)	Max Level (dBm)	Result
5835.000000	2.6	PASS

6 dB Bandwidth



Bandwidth



Occupied Channel Bandwidth 99% (5835 MHz; 24.000 dBm; 20 MHz)

Customized settings.

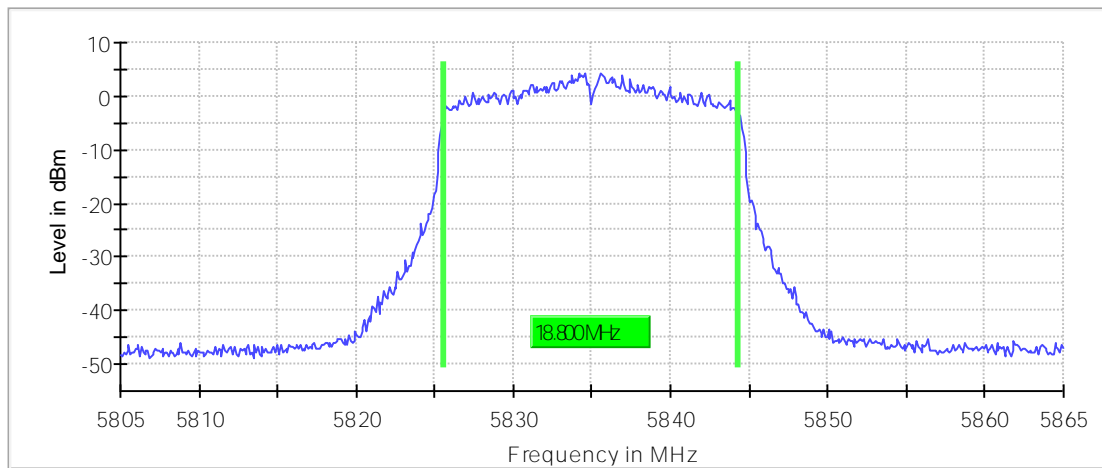
99 % Bandwidth

DUT Frequency (MHz)	Bandwidth (MHz)	Limit Min (MHz)	Limit Max (MHz)	Band Edge Left (MHz)	Band Edge Right (MHz)
5835.000000	18.800000	---	---	5825.550000	5844.350000

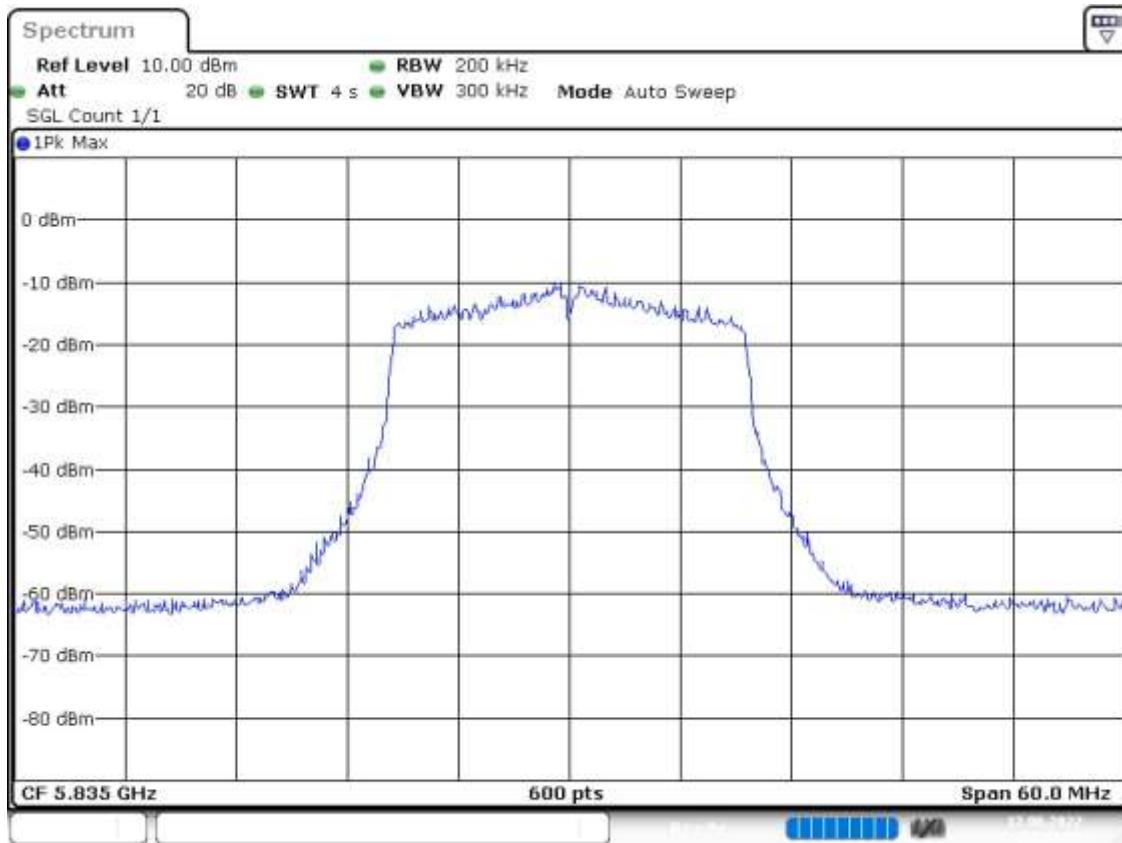
(continuation of the "99 % Bandwidth" table from column 6 ...)

DUT Frequency (MHz)	Result
5835.000000	PASS

99 % Bandwidth



Bandwidth



Date: 12.JUN.2022 22:50:19

Tx Spurious Emission (5835 MHz; 24.000 dBm; 20 MHz)

Customized settings.

Result

DUT Frequency (MHz)	Result
5835.000000	PASS

Final measurements

Frequency (MHz)	Level Pre Measurement (dBm)	level (dBm)	Limit (dBm)	Margin (dB)	Result
---	---	---	---	---	---

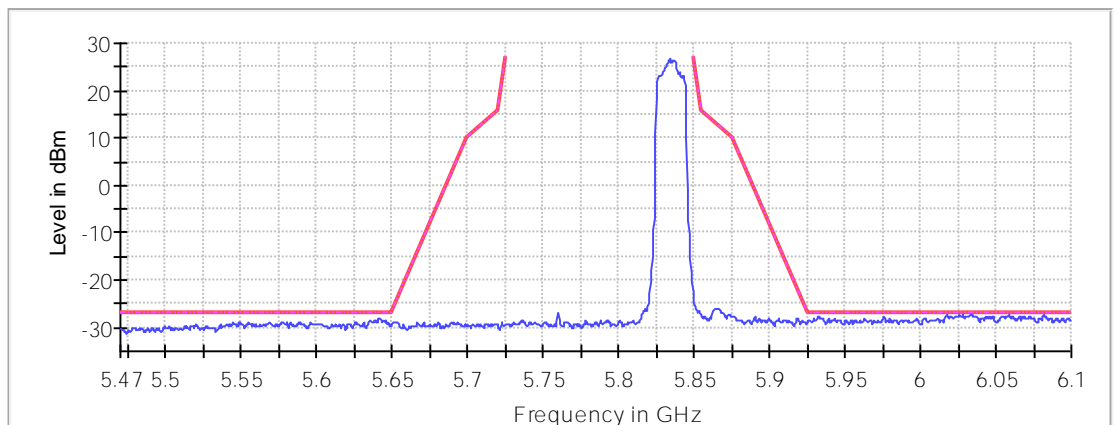
Pre Measurements

Frequency (MHz)	Level (dBm)	Margin (dB)	Limit (dBm)
6017.750000	-27.3	0.3	-27.0
6032.750000	-27.4	0.4	-27.0
6033.750000	-27.4	0.4	-27.0
6033.250000	-27.4	0.4	-27.0
6017.250000	-27.4	0.4	-27.0
6034.250000	-27.5	0.5	-27.0
6058.750000	-27.5	0.5	-27.0
6025.750000	-27.5	0.5	-27.0
6081.750000	-27.5	0.5	-27.0
6028.250000	-27.5	0.5	-27.0
6023.250000	-27.5	0.5	-27.0
6026.250000	-27.5	0.5	-27.0
6020.250000	-27.5	0.5	-27.0
6023.750000	-27.5	0.5	-27.0
6028.750000	-27.5	0.5	-27.0

Measurement Settings

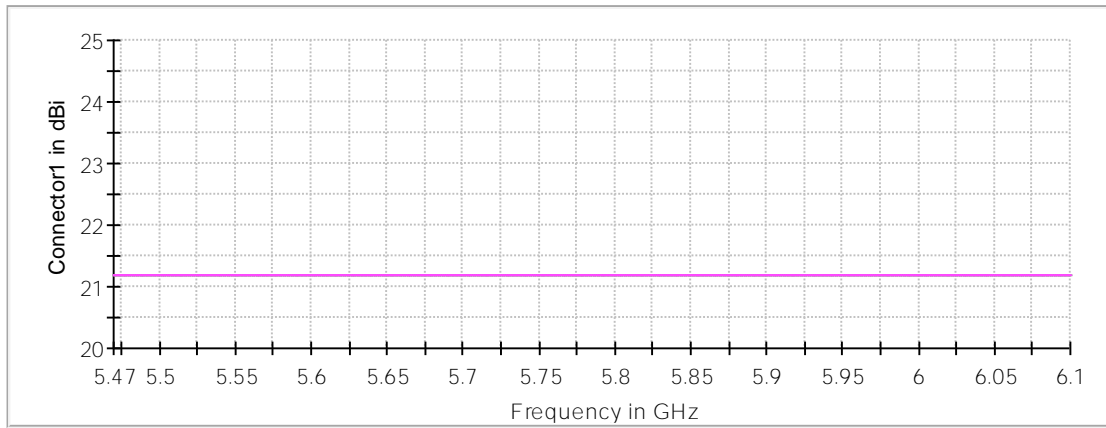
Start Frequency (MHz)	Stop Frequency (MHz)	Pre Measurement	Final Measurement
5470.000000	6100.000000	2	2

Spurious



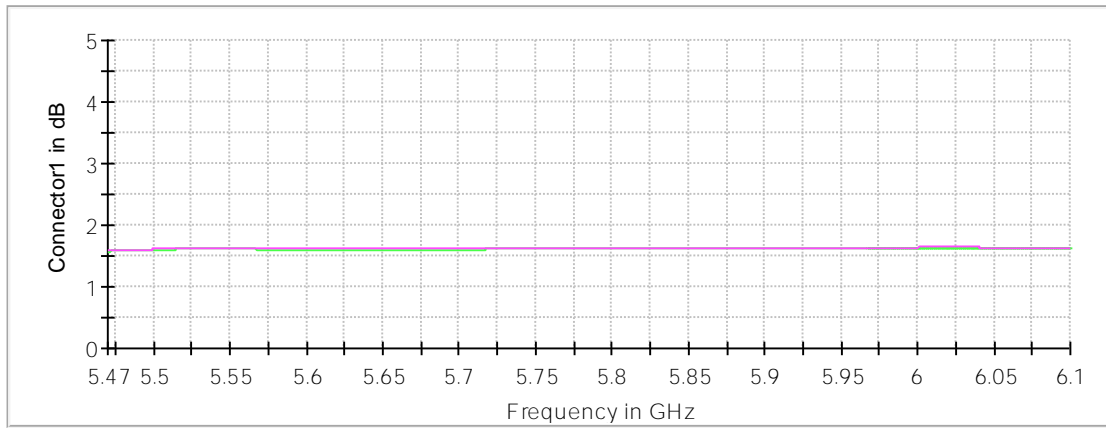
— Limit - - - - Threshold × Critical × Final Critical — Sum Level

Gain



Connector1 Connector2

Attenuation



Connector1 Connector2

Emission Bandwidth 26 dB (5750 MHz; 24.000 dBm; 40 MHz)

Customized settings.

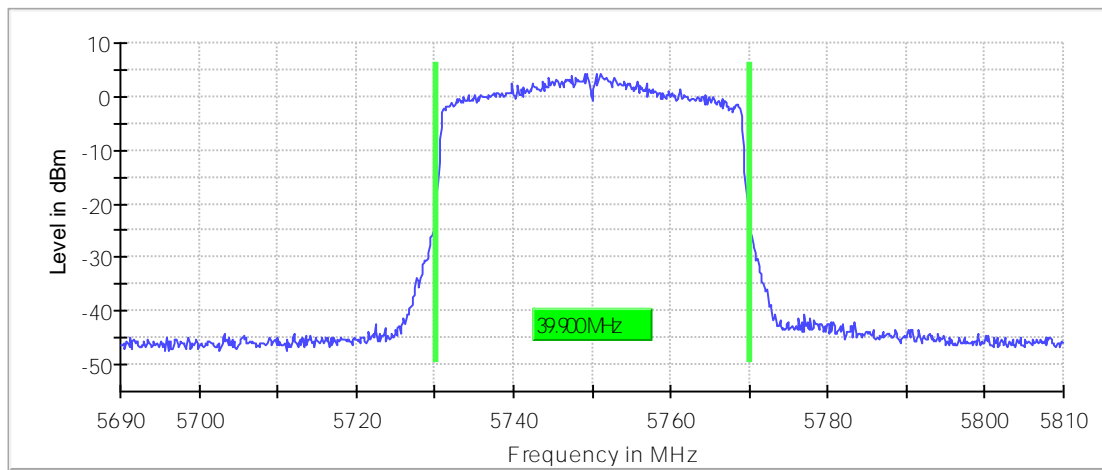
26 dB Bandwidth

DUT Frequency (MHz)	Bandwidth (MHz)	Limit Min (MHz)	Limit Max (MHz)	Band Edge Left (MHz)	Band Edge Right (MHz)
5750.000000	39.900000	---	---	5730.125000	5770.025000

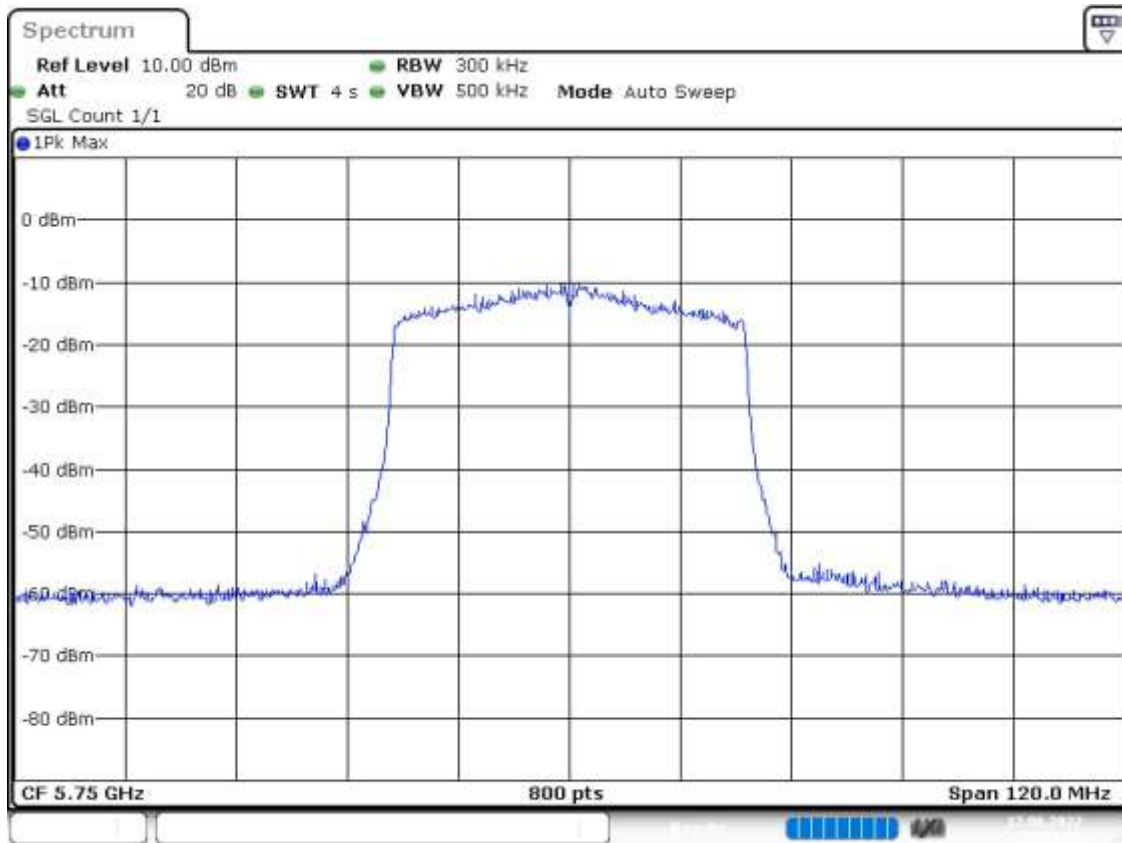
(continuation of the "26 dB Bandwidth" table from column 6 ...)

DUT Frequency (MHz)	Max Level (dBm)	Result
5750.000000	4.2	PASS

26 dB Bandwidth



Bandwidth



Date: 12.JUN.2022 22:51:05

Minimum Emission Bandwidth 6 dB (5750 MHz; 24.000 dBm; 40 MHz)

Customized settings.

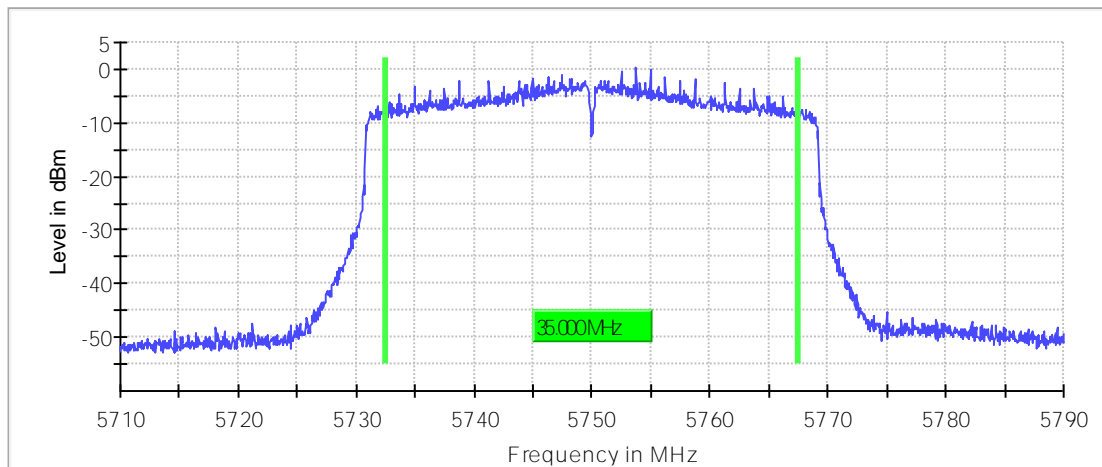
6 dB Bandwidth

DUT Frequency (MHz)	Bandwidth (MHz)	Limit Min (MHz)	Limit Max (MHz)	Band Edge Left (MHz)	Band Edge Right (MHz)
5750.000000	35.000000	0.500000	--	5732.525000	5767.525000

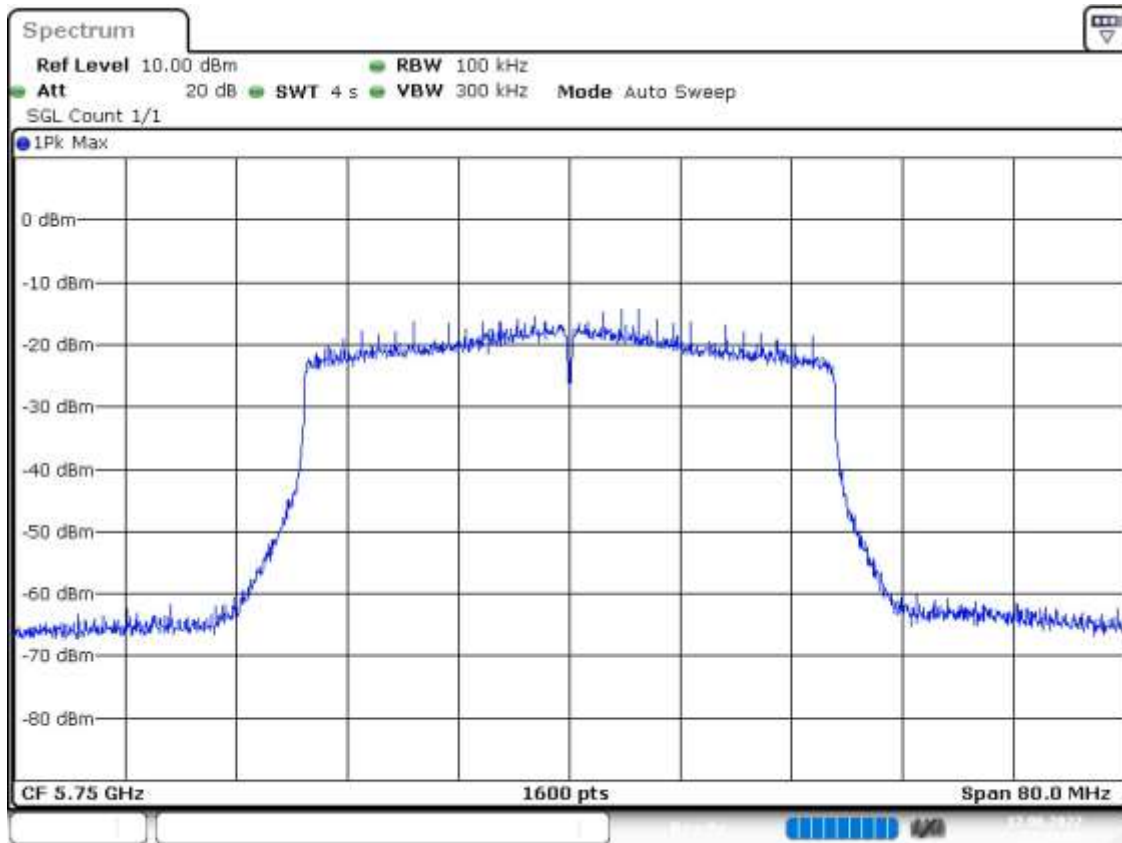
(continuation of the "6 dB Bandwidth" table from column 6 ...)

DUT Frequency (MHz)	Max Level (dBm)	Result
5750.000000	0.2	PASS

6 dB Bandwidth



Bandwidth



Occupied Channel Bandwidth 99% (5750 MHz; 24.000 dBm; 40 MHz)

Customized settings.

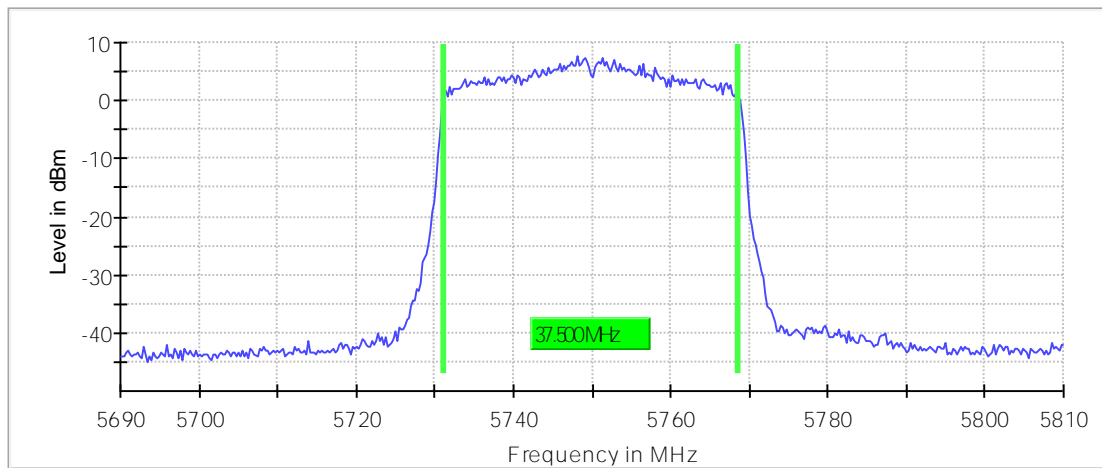
99 % Bandwidth

DUT Frequency (MHz)	Bandwidth (MHz)	Limit Min (MHz)	Limit Max (MHz)	Band Edge Left (MHz)	Band Edge Right (MHz)
5750.000000	37.500000	---	---	5731.125000	5768.625000

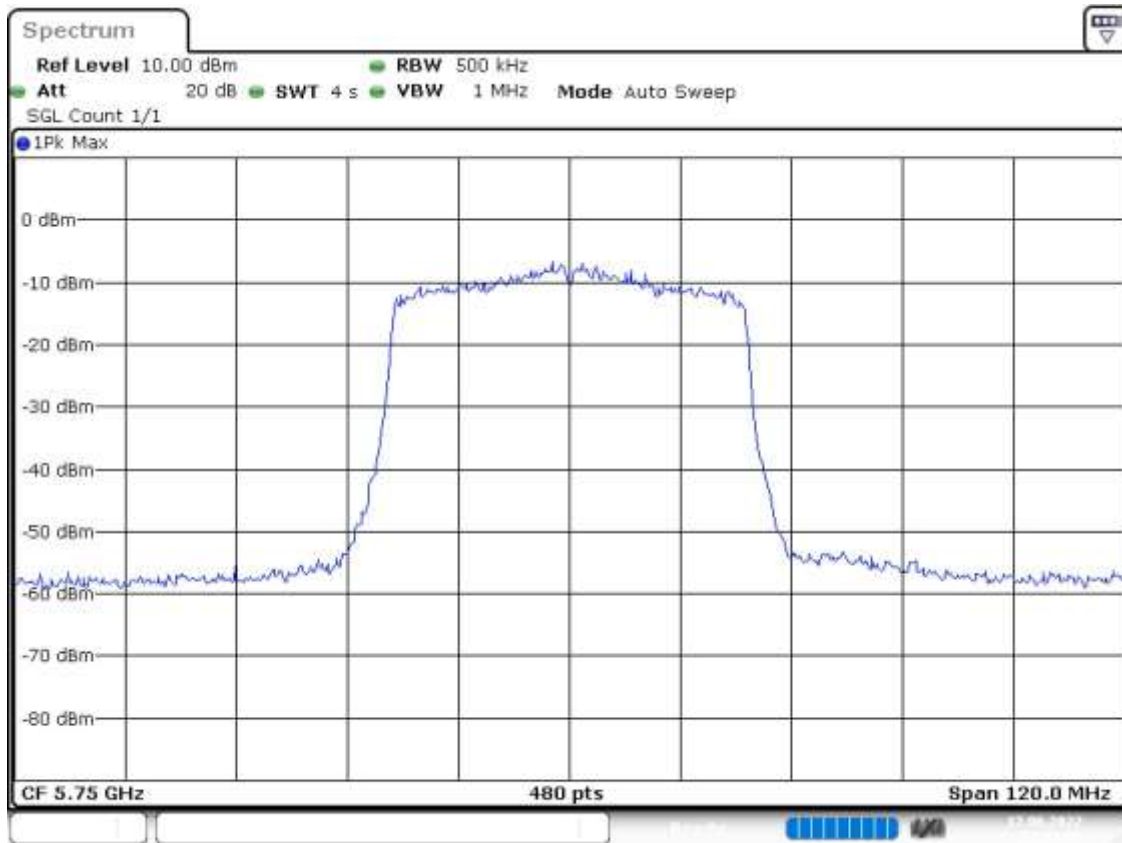
(continuation of the "99 % Bandwidth" table from column 6 ...)

DUT Frequency (MHz)	Result
5750.000000	PASS

99 % Bandwidth



Bandwidth



Date: 12.JUN.2022 22:52:07

Tx Spurious Emission (5750 MHz; 24.000 dBm; 40 MHz)

Customized settings.

Result

DUT Frequency (MHz)	Result
5750.000000	PASS

Final measurements

Frequency (MHz)	Level Pre Measurement (dBm)	level (dBm)	Limit (dBm)	Margin (dB)	Result
---	---	---	---	---	---

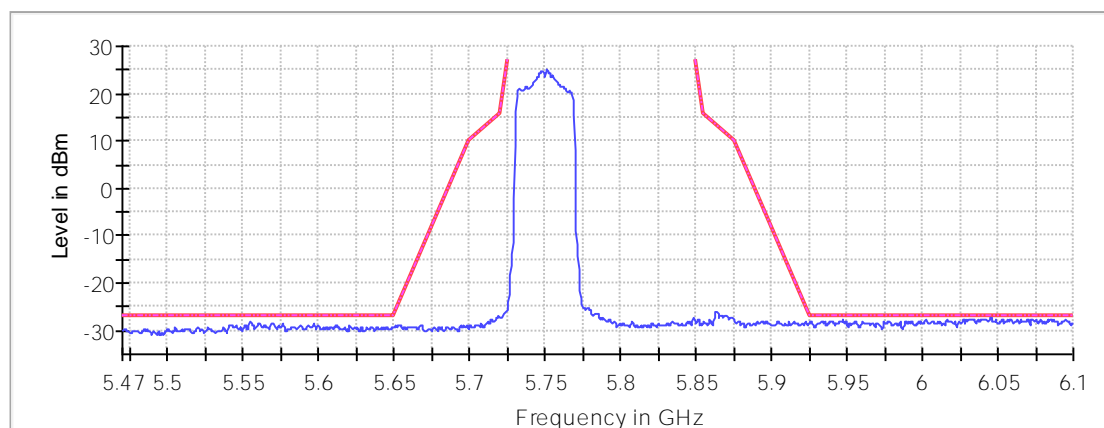
Pre Measurements

Frequency (MHz)	Level (dBm)	Margin (dB)	Limit (dBm)
6045.250000	-27.3	0.3	-27.0
6045.750000	-27.3	0.3	-27.0
6044.750000	-27.3	0.3	-27.0
6040.250000	-27.5	0.5	-27.0
6072.750000	-27.5	0.5	-27.0
6044.250000	-27.5	0.5	-27.0
6040.750000	-27.5	0.5	-27.0
6078.750000	-27.6	0.6	-27.0
6041.250000	-27.6	0.6	-27.0
6084.750000	-27.6	0.6	-27.0
6058.250000	-27.6	0.6	-27.0
6069.750000	-27.6	0.6	-27.0
6058.750000	-27.6	0.6	-27.0
6030.250000	-27.6	0.6	-27.0
6078.250000	-27.6	0.6	-27.0

Measurement Settings

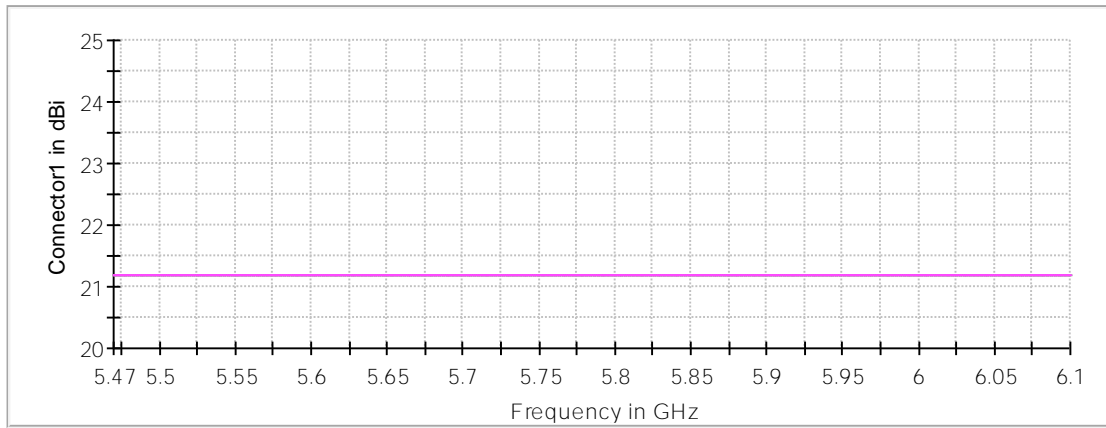
Start Frequency (MHz)	Stop Frequency (MHz)	Pre Measurement	Final Measurement
5470.000000	6100.000000	2	2

Spurious



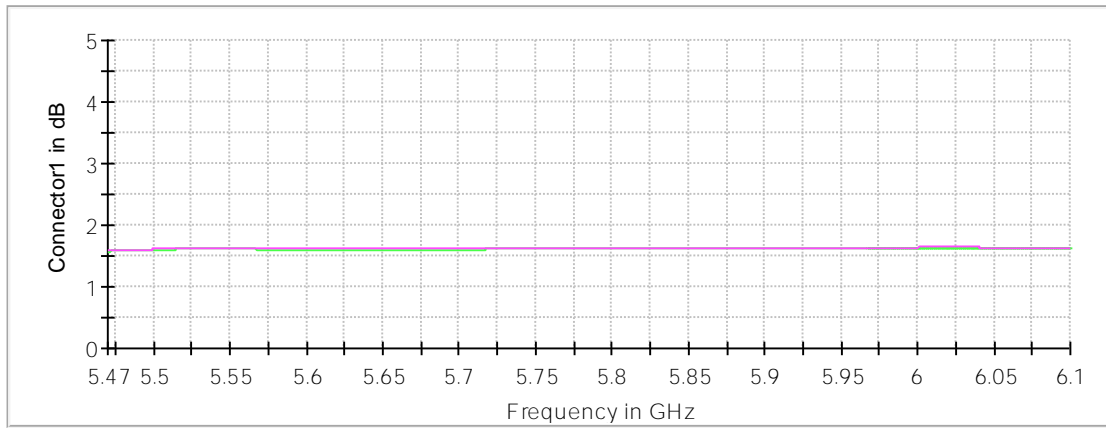
— Limit - - - - - Threshold × Critical × Final Critical — Sum Level

Gain



Connector1 Connector2

Attenuation



Connector1 Connector2

Emission Bandwidth 26 dB (5790 MHz; 24.000 dBm; 40 MHz)

Customized settings.

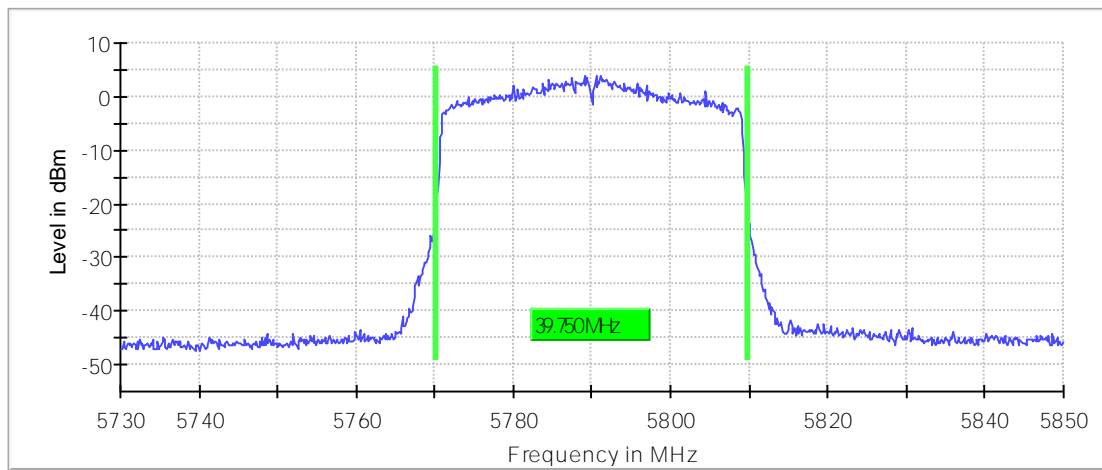
26 dB Bandwidth

DUT Frequency (MHz)	Bandwidth (MHz)	Limit Min (MHz)	Limit Max (MHz)	Band Edge Left (MHz)	Band Edge Right (MHz)
5790.000000	39.750000	---	---	5770.125000	5809.875000

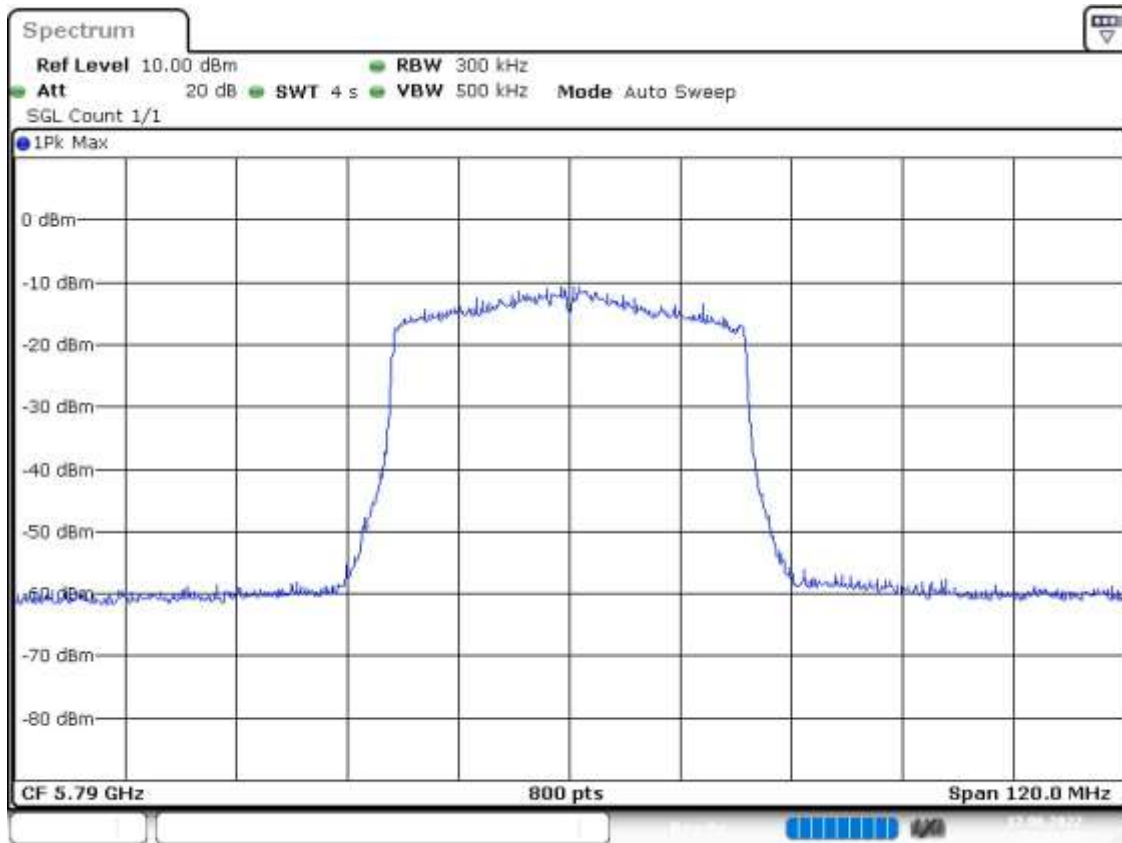
(continuation of the "26 dB Bandwidth" table from column 6 ...)

DUT Frequency (MHz)	Max Level (dBm)	Result
5790.000000	3.8	PASS

26 dB Bandwidth



Bandwidth



Minimum Emission Bandwidth 6 dB (5790 MHz; 24.000 dBm; 40 MHz)

Customized settings.

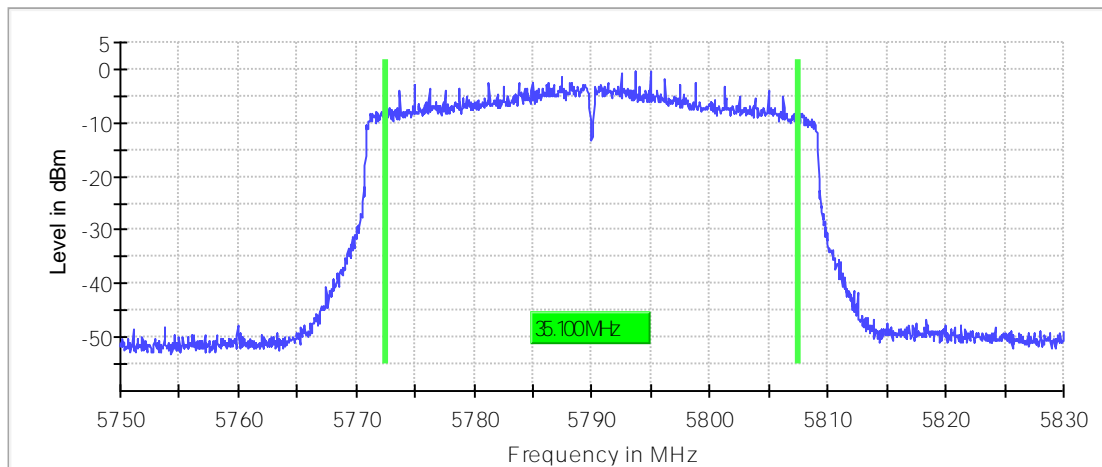
6 dB Bandwidth

DUT Frequency (MHz)	Bandwidth (MHz)	Limit Min (MHz)	Limit Max (MHz)	Band Edge Left (MHz)	Band Edge Right (MHz)
5790.000000	35.100000	0.500000	--	5772.425000	5807.525000

(continuation of the "6 dB Bandwidth" table from column 6 ...)

DUT Frequency (MHz)	Max Level (dBm)	Result
5790.000000	-0.4	PASS

6 dB Bandwidth



Bandwidth



Occupied Channel Bandwidth 99% (5790 MHz; 24.000 dBm; 40 MHz)

Customized settings.

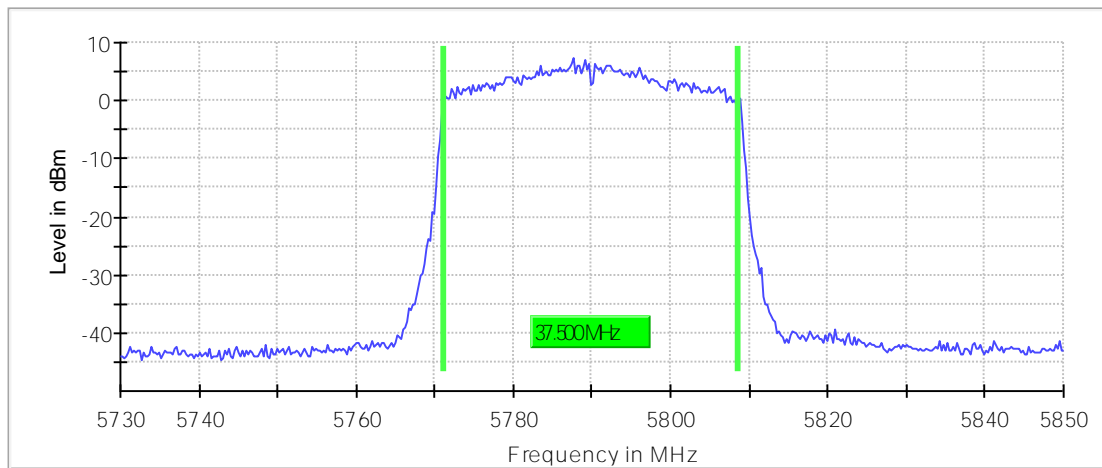
99 % Bandwidth

DUT Frequency (MHz)	Bandwidth (MHz)	Limit Min (MHz)	Limit Max (MHz)	Band Edge Left (MHz)	Band Edge Right (MHz)
5790.000000	37.500000	---	---	5771.125000	5808.625000

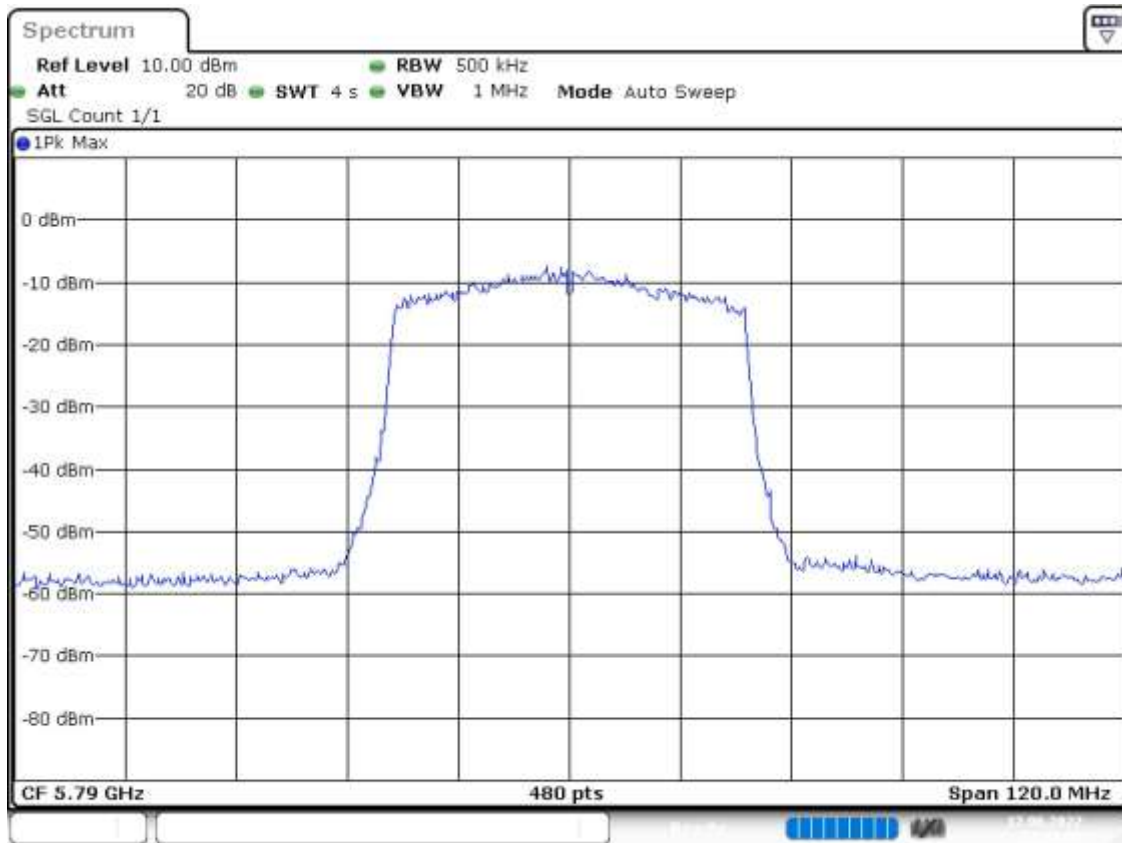
(continuation of the "99 % Bandwidth" table from column 6 ...)

DUT Frequency (MHz)	Result
5790.000000	PASS

99 % Bandwidth



Bandwidth



Date: 12 JUN 2022 22:54:01

Tx Spurious Emission (5790 MHz; 24.000 dBm; 40 MHz)

Customized settings.

Result

DUT Frequency (MHz)	Result
5790.000000	PASS

Final measurements

Frequency (MHz)	Level Pre Measurement (dBm)	level (dBm)	Limit (dBm)	Margin (dB)	Result
---	---	---	---	---	---

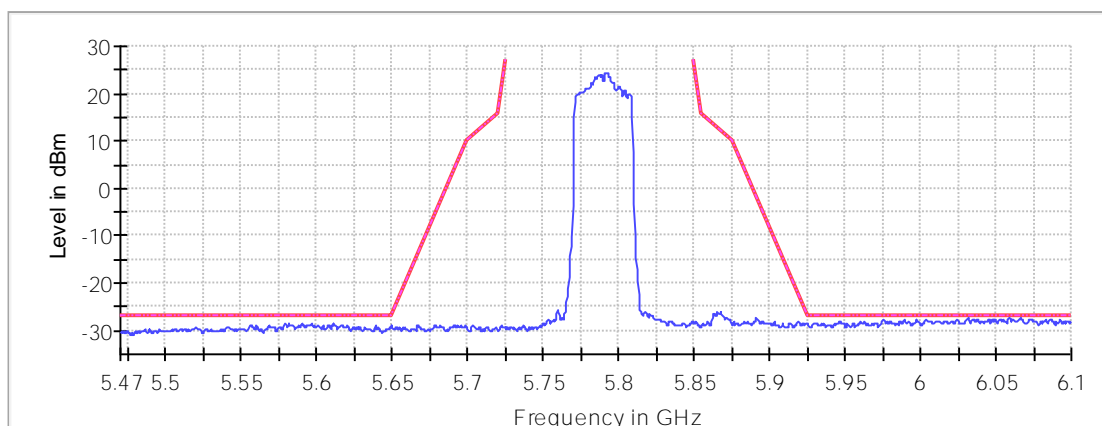
Pre Measurements

Frequency (MHz)	Level (dBm)	Margin (dB)	Limit (dBm)
6066.250000	-27.3	0.3	-27.0
6031.750000	-27.3	0.3	-27.0
6058.750000	-27.4	0.4	-27.0
6059.250000	-27.4	0.4	-27.0
6031.250000	-27.5	0.5	-27.0
6034.750000	-27.5	0.5	-27.0
6052.750000	-27.6	0.6	-27.0
6030.750000	-27.6	0.6	-27.0
6074.250000	-27.6	0.6	-27.0
6045.250000	-27.6	0.6	-27.0
6035.250000	-27.6	0.6	-27.0
6065.750000	-27.6	0.6	-27.0
6073.750000	-27.6	0.6	-27.0
6038.250000	-27.6	0.6	-27.0
6066.750000	-27.6	0.6	-27.0

Measurement Settings

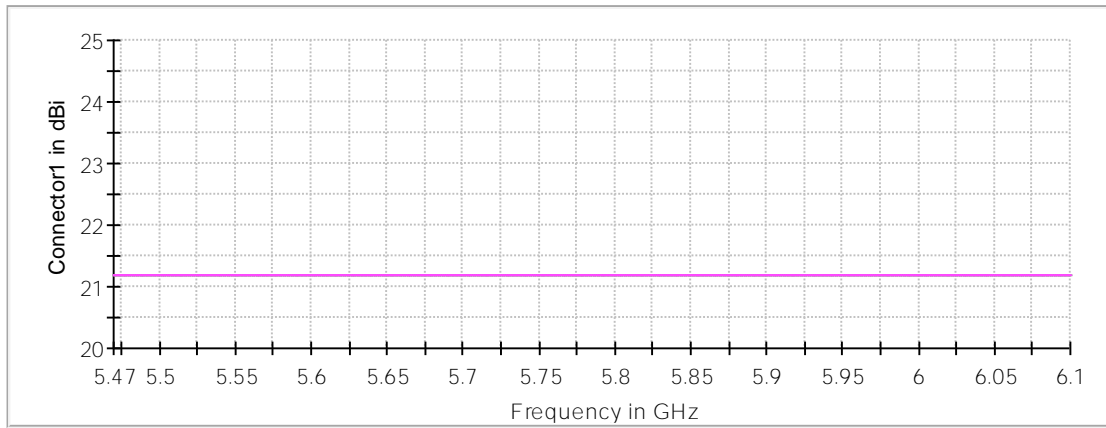
Start Frequency (MHz)	Stop Frequency (MHz)	Pre Measurement	Final Measurement
5470.000000	6100.000000	2	2

Spurious



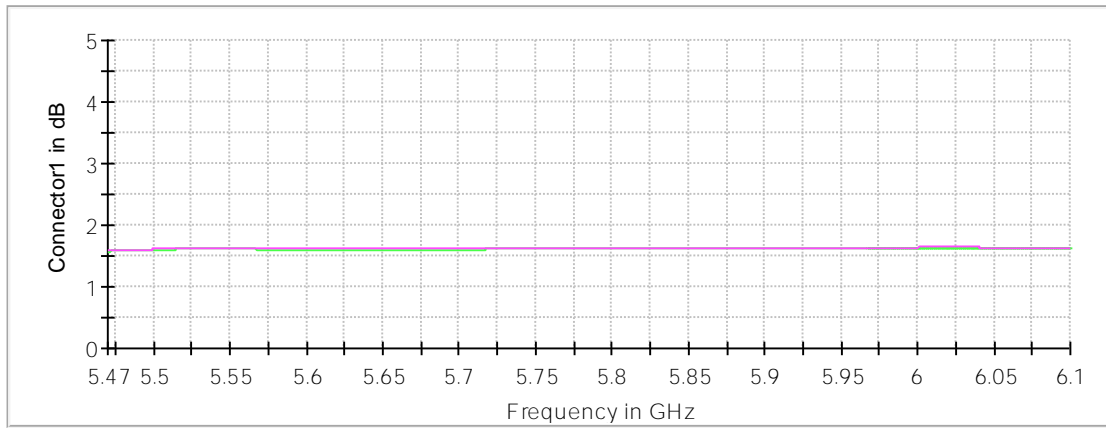
— Limit - - - - Threshold × Critical × Final Critical — Sum Level

Gain



Connector1 Connector2

Attenuation



Connector1 Connector2

Emission Bandwidth 26 dB (5825 MHz; 24.000 dBm; 40 MHz)

Customized settings.

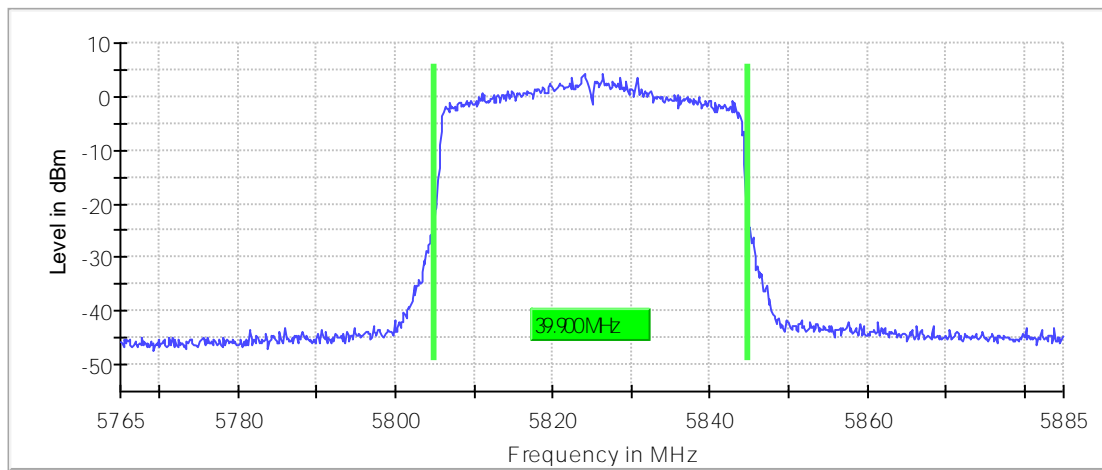
26 dB Bandwidth

DUT Frequency (MHz)	Bandwidth (MHz)	Limit Min (MHz)	Limit Max (MHz)	Band Edge Left (MHz)	Band Edge Right (MHz)
5825.000000	39.900000	---	---	5804.975000	5844.875000

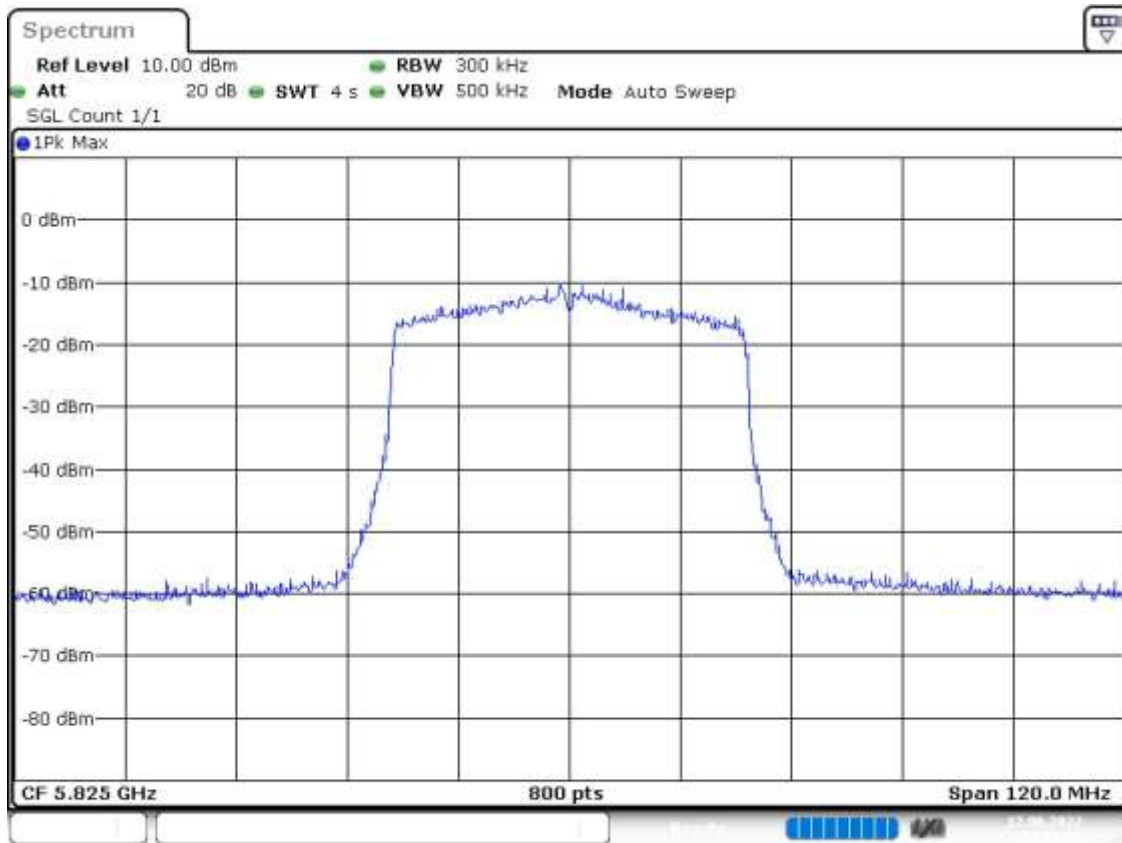
(continuation of the "26 dB Bandwidth" table from column 6 ...)

DUT Frequency (MHz)	Max Level (dBm)	Result
5825.000000	4.1	PASS

26 dB Bandwidth



Bandwidth



Minimum Emission Bandwidth 6 dB (5825 MHz; 24.000 dBm; 40 MHz)

Customized settings.

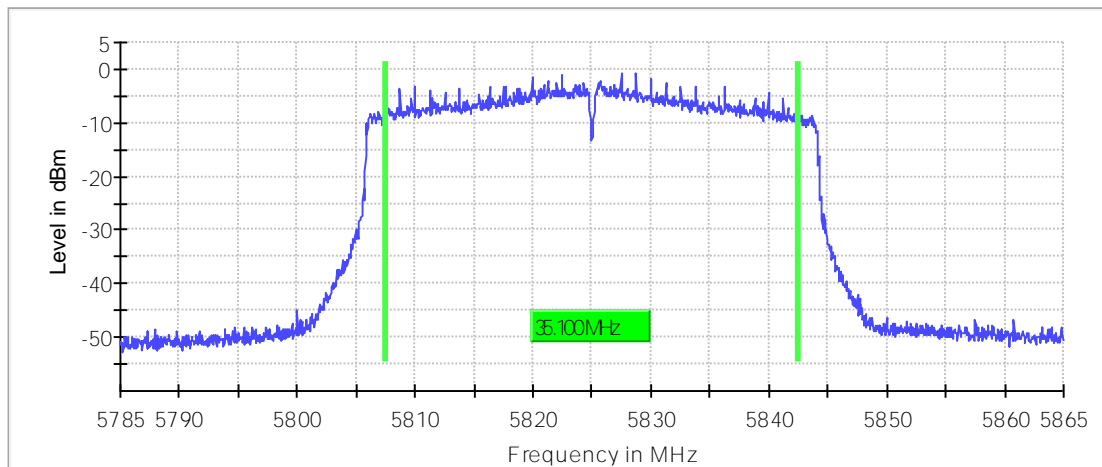
6 dB Bandwidth

DUT Frequency (MHz)	Bandwidth (MHz)	Limit Min (MHz)	Limit Max (MHz)	Band Edge Left (MHz)	Band Edge Right (MHz)
5825.000000	35.100000	0.500000	--	5807.425000	5842.525000

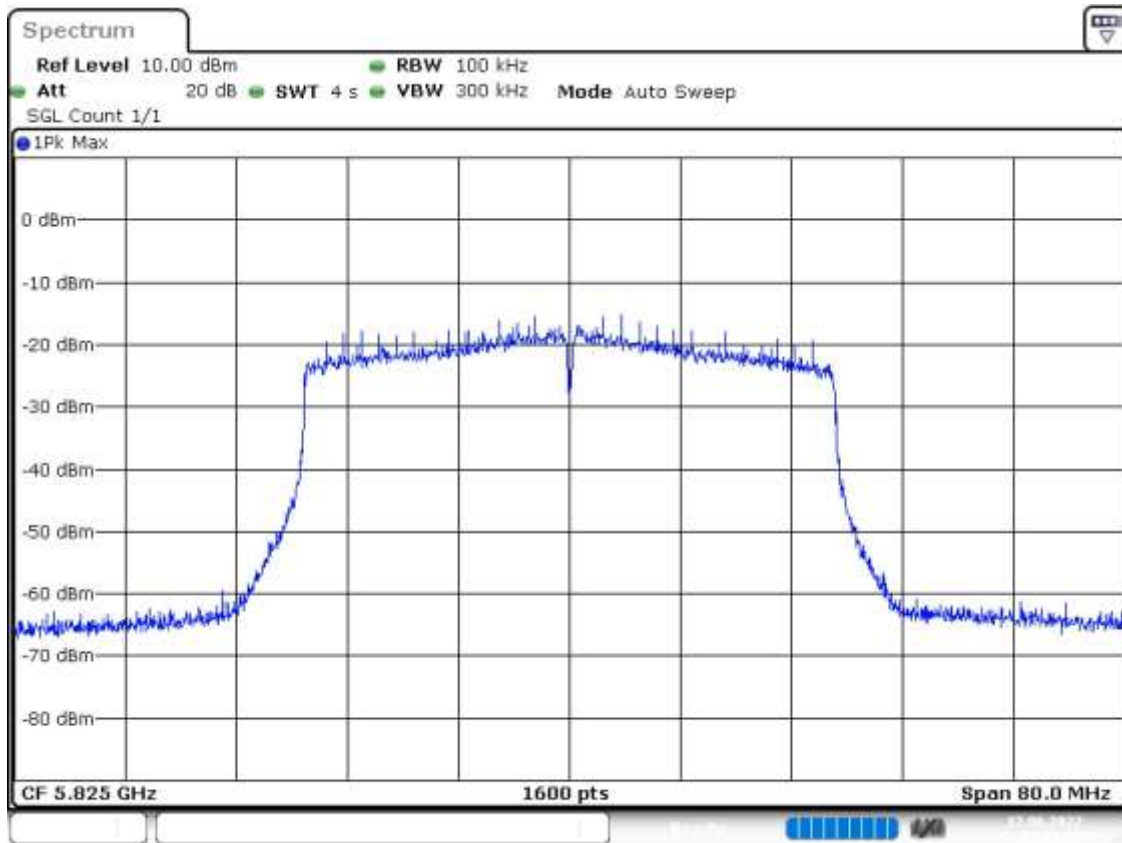
(continuation of the "6 dB Bandwidth" table from column 6 ...)

DUT Frequency (MHz)	Max Level (dBm)	Result
5825.000000	-0.7	PASS

6 dB Bandwidth



Bandwidth



Date: 12 JUN 2022 22:55:52

Occupied Channel Bandwidth 99% (5825 MHz; 24.000 dBm; 40 MHz)

Customized settings.

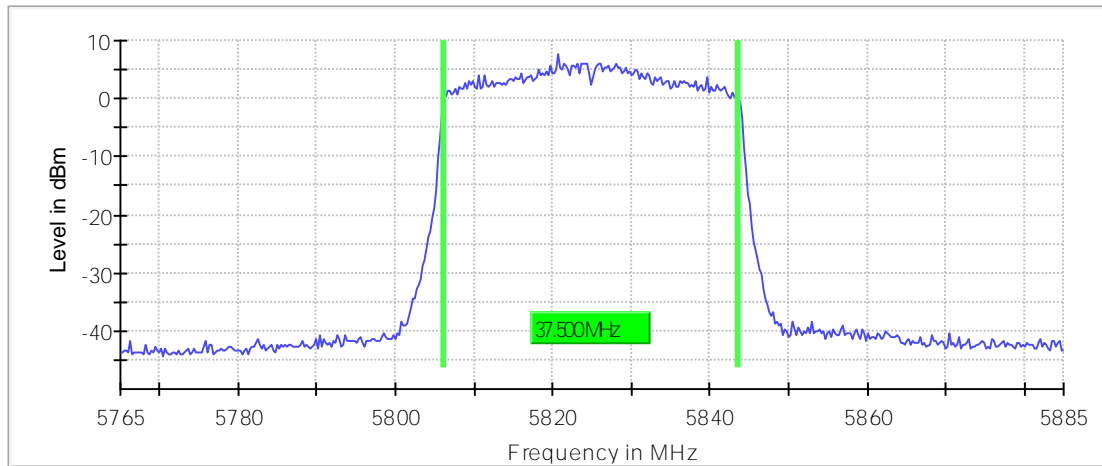
99 % Bandwidth

DUT Frequency (MHz)	Bandwidth (MHz)	Limit Min (MHz)	Limit Max (MHz)	Band Edge Left (MHz)	Band Edge Right (MHz)
5825.000000	37.500000	---	---	5806.125000	5843.625000

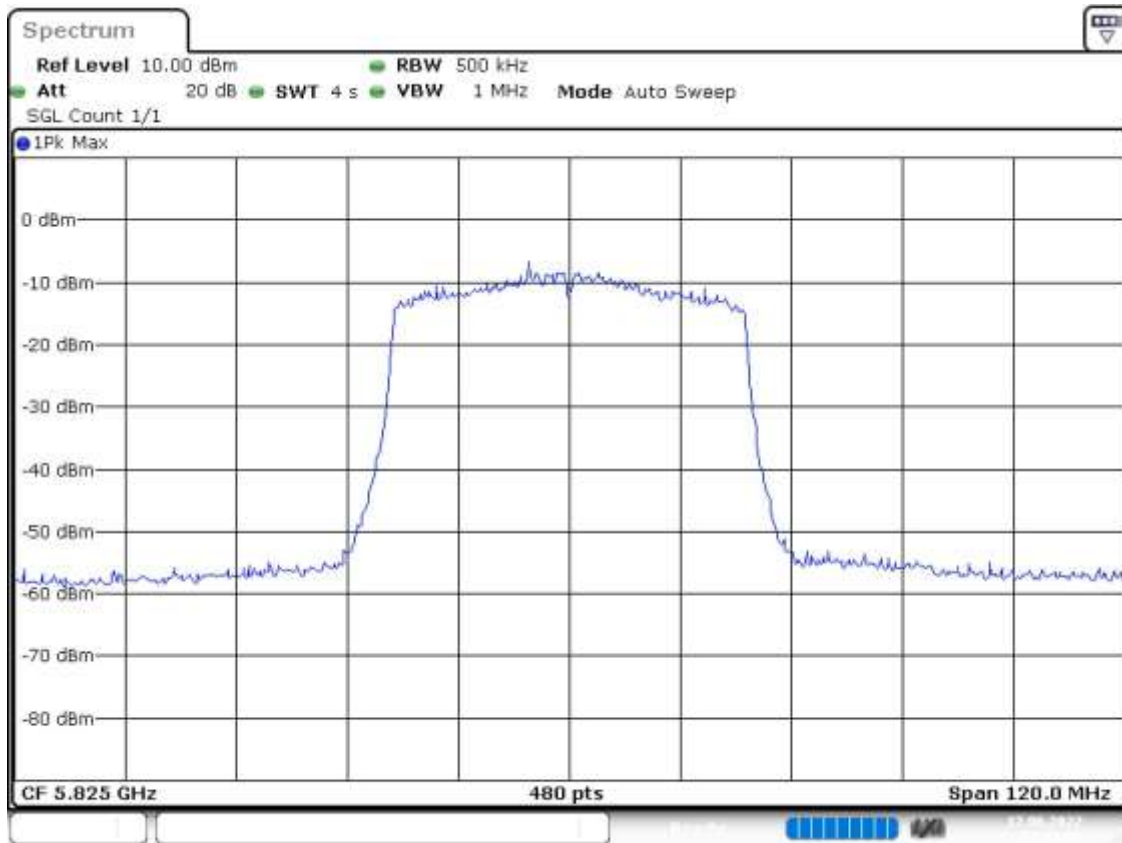
(continuation of the "99 % Bandwidth" table from column 6 ...)

DUT Frequency (MHz)	Result
5825.000000	PASS

99 % Bandwidth



Bandwidth



Tx Spurious Emission (5825 MHz; 24.000 dBm; 40 MHz)

Customized settings.

Result

DUT Frequency (MHz)	Result
5825.000000	PASS

Final measurements

Frequency (MHz)	Level Pre Measurement (dBm)	level (dBm)	Limit (dBm)	Margin (dB)	Result
---	---	---	---	---	---

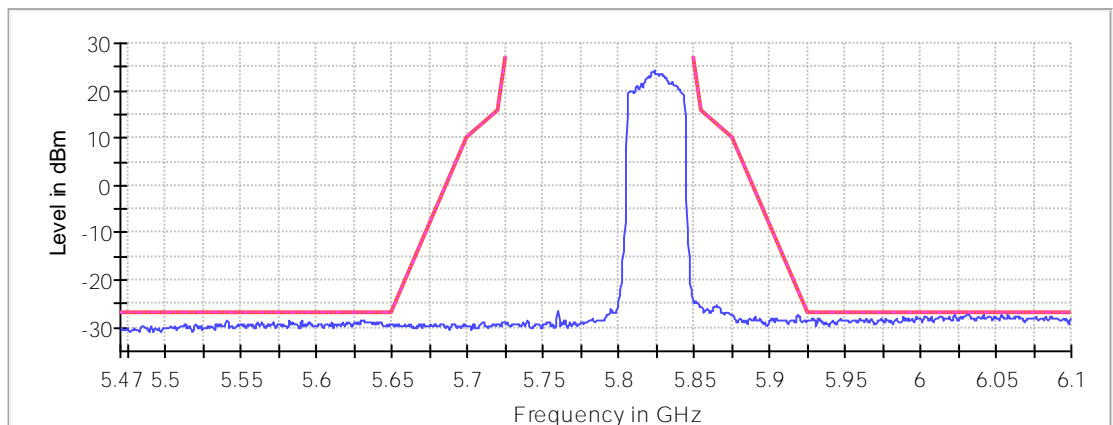
Pre Measurements

Frequency (MHz)	Level (dBm)	Margin (dB)	Limit (dBm)
6031.750000	-27.1	0.1	-27.0
6031.250000	-27.2	0.2	-27.0
6030.750000	-27.3	0.3	-27.0
6032.250000	-27.4	0.4	-27.0
6053.750000	-27.4	0.4	-27.0
6058.250000	-27.4	0.4	-27.0
6041.750000	-27.4	0.4	-27.0
6030.250000	-27.5	0.5	-27.0
6053.250000	-27.5	0.5	-27.0
6022.750000	-27.5	0.5	-27.0
6046.250000	-27.5	0.5	-27.0
6049.250000	-27.5	0.5	-27.0
6058.750000	-27.5	0.5	-27.0
6063.750000	-27.6	0.6	-27.0
6042.250000	-27.6	0.6	-27.0

Measurement Settings

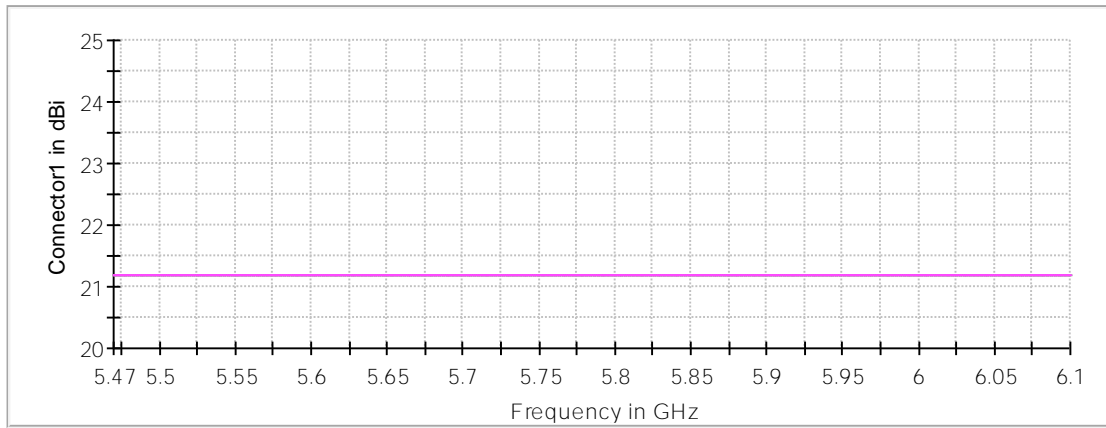
Start Frequency (MHz)	Stop Frequency (MHz)	Pre Measurement	Final Measurement
5470.000000	6100.000000	2	2

Spurious



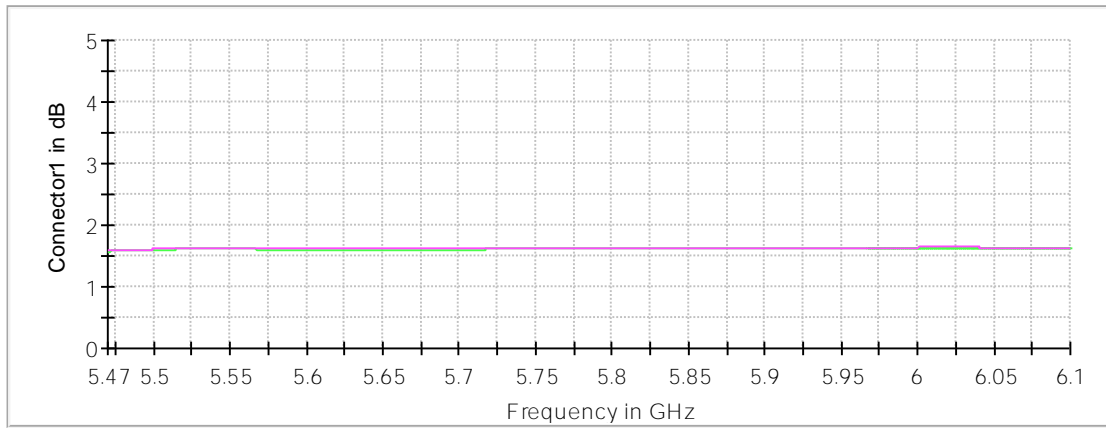
— Limit - - - - - Threshold × Critical × Final Critical — Sum Level

Gain



Connector1 Connector2

Attenuation



Connector1 Connector2

Emission Bandwidth 26 dB (5770 MHz; 24.000 dBm; 80 MHz)

Customized settings.

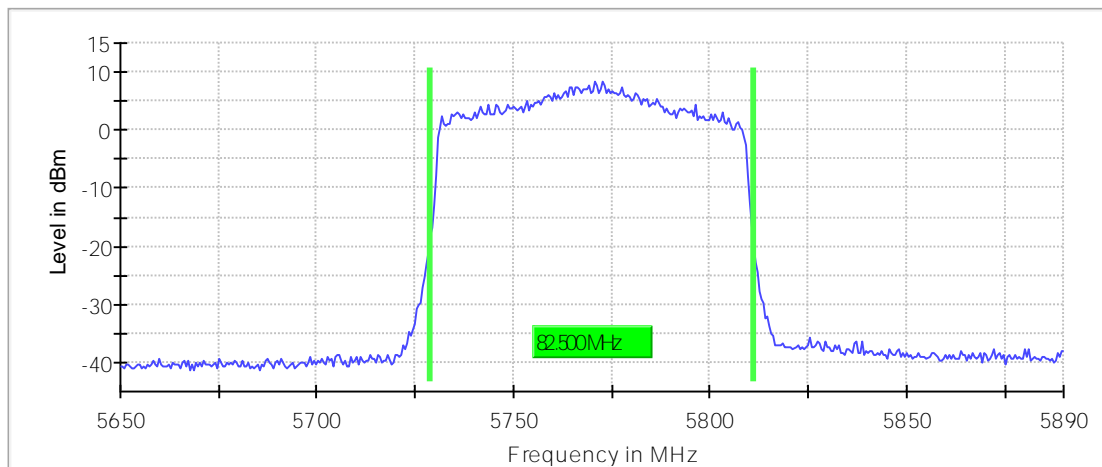
26 dB Bandwidth

DUT Frequency (MHz)	Bandwidth (MHz)	Limit Min (MHz)	Limit Max (MHz)	Band Edge Left (MHz)	Band Edge Right (MHz)
5770.000000	82.500000	---	---	5728.750000	5811.250000

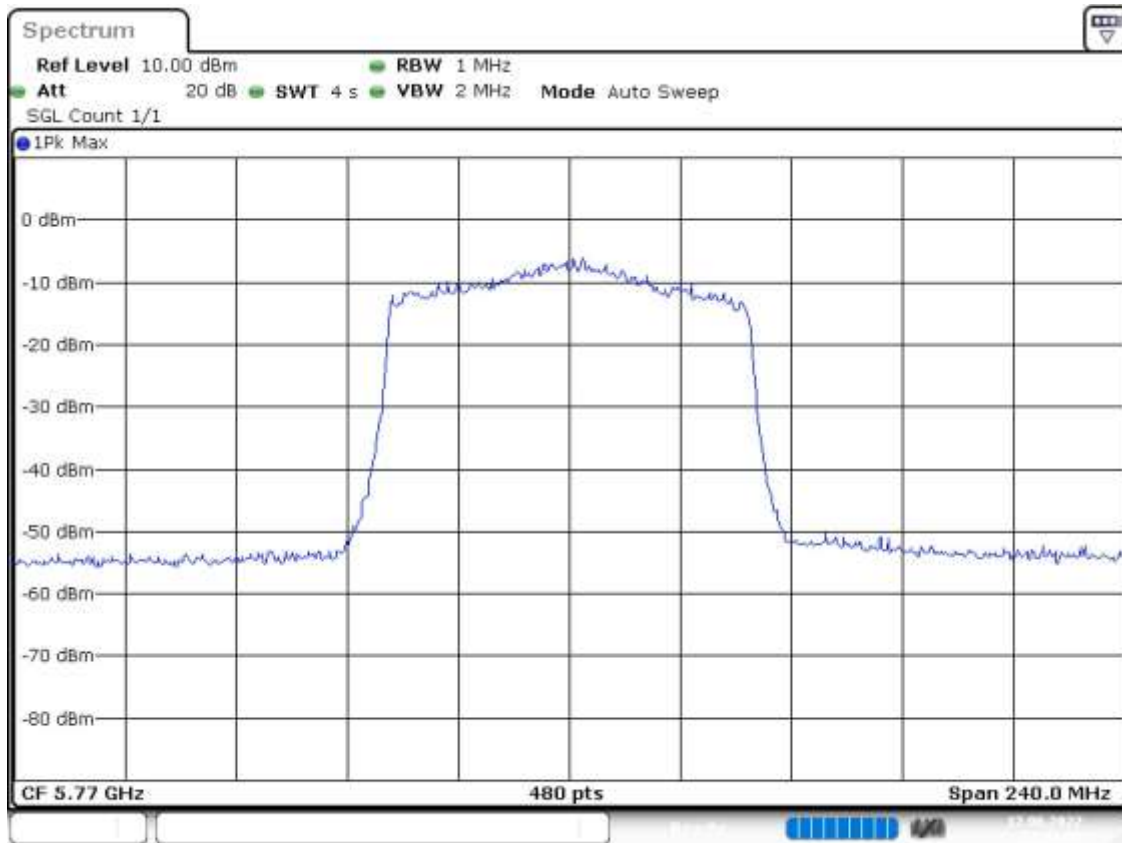
(continuation of the "26 dB Bandwidth" table from column 6 ...)

DUT Frequency (MHz)	Max Level (dBm)	Result
5770.000000	8.5	PASS

26 dB Bandwidth



Bandwidth



Minimum Emission Bandwidth 6 dB (5770 MHz; 24.000 dBm; 80 MHz)

Customized settings.

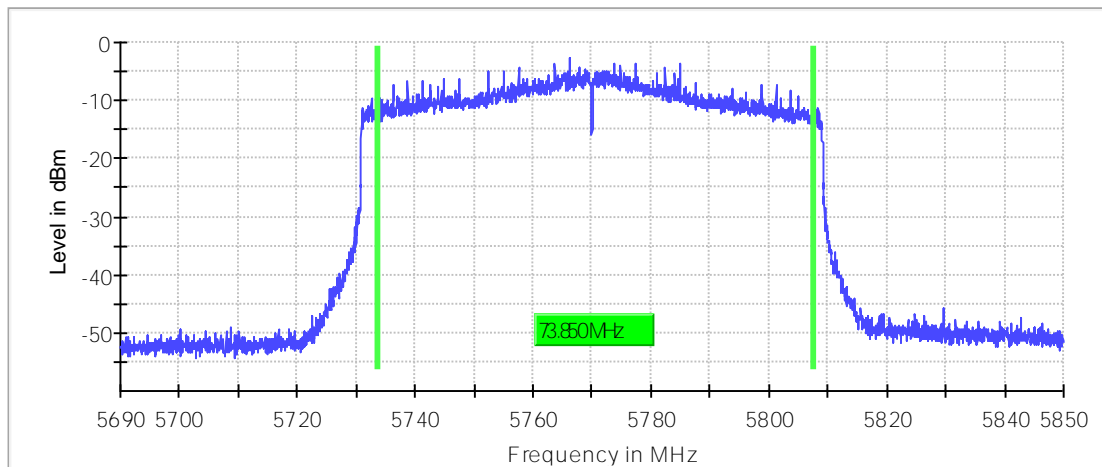
6 dB Bandwidth

DUT Frequency (MHz)	Bandwidth (MHz)	Limit Min (MHz)	Limit Max (MHz)	Band Edge Left (MHz)	Band Edge Right (MHz)
5770.000000	73.850000	0.500000	--	5733.675000	5807.525000

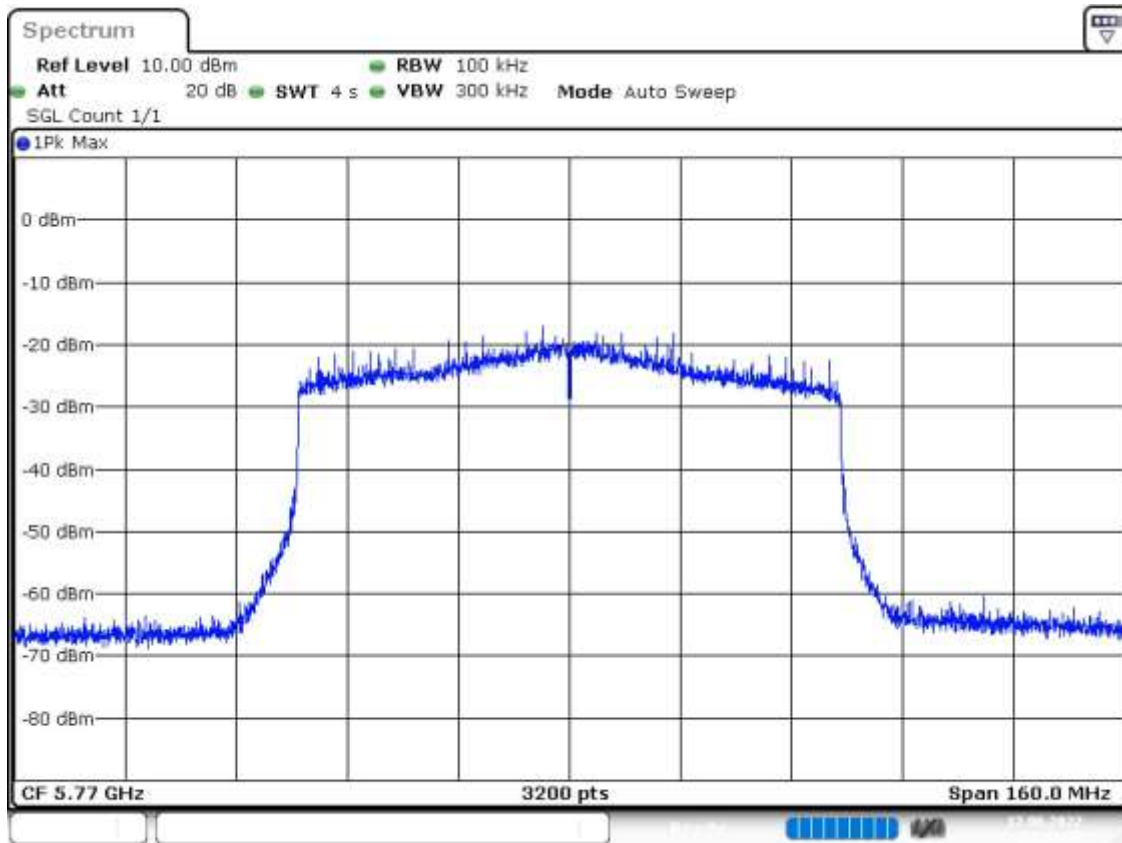
(continuation of the "6 dB Bandwidth" table from column 6 ...)

DUT Frequency (MHz)	Max Level (dBm)	Result
5770.000000	-2.7	PASS

6 dB Bandwidth



Bandwidth



Occupied Channel Bandwidth 99% (5770 MHz; 24.000 dBm; 80 MHz)

Customized settings.

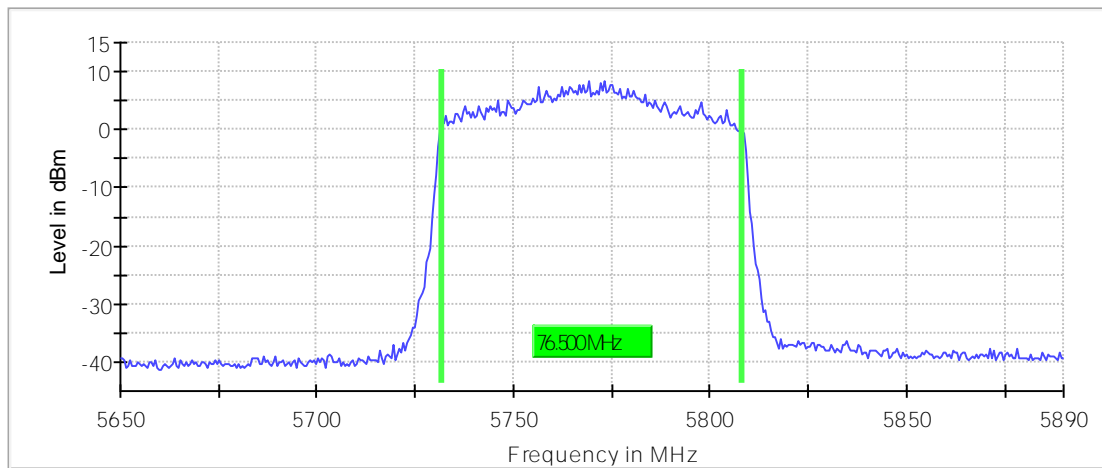
99 % Bandwidth

DUT Frequency (MHz)	Bandwidth (MHz)	Limit Min (MHz)	Limit Max (MHz)	Band Edge Left (MHz)	Band Edge Right (MHz)
5770.000000	76.500000	---	---	5731.750000	5808.250000

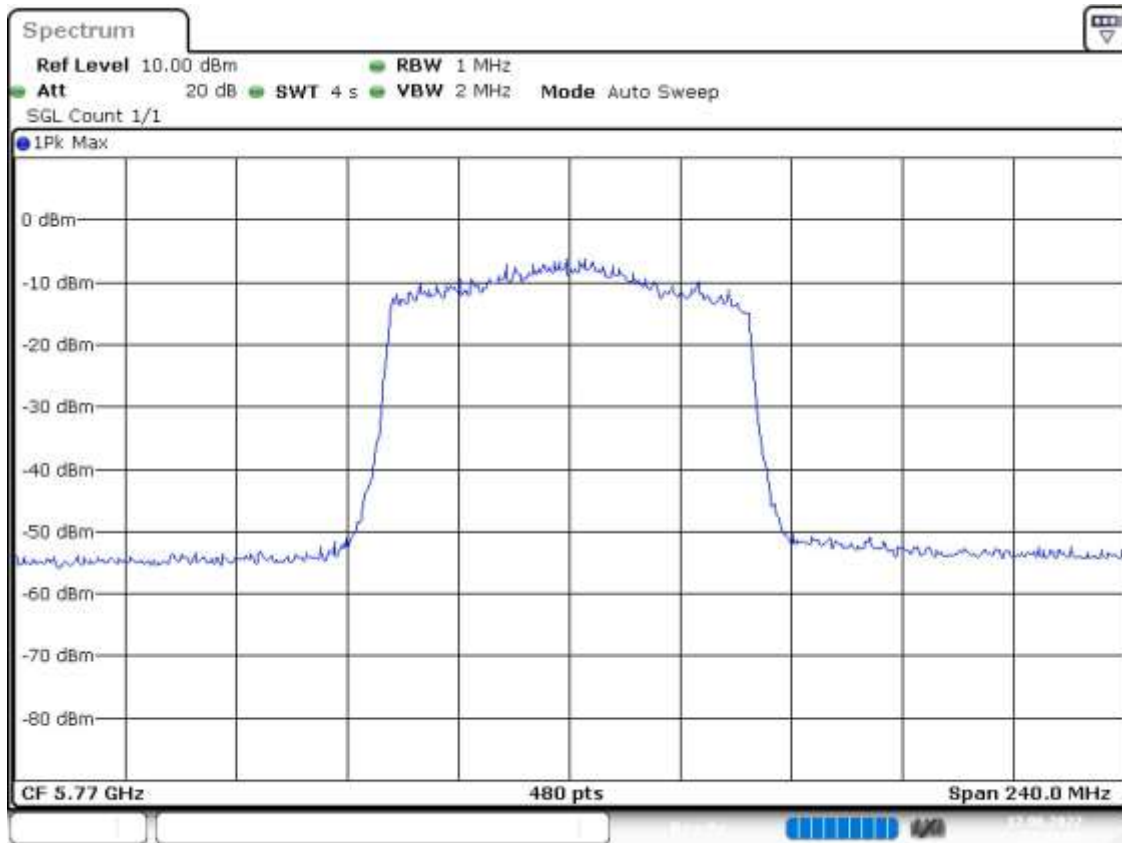
(continuation of the "99 % Bandwidth" table from column 6 ...)

DUT Frequency (MHz)	Result
5770.000000	PASS

99 % Bandwidth



Bandwidth



Date: 12.JUN.2022 22:57:59

Tx Spurious Emission (5770 MHz; 24.000 dBm; 80 MHz)

Customized settings.

Result

DUT Frequency (MHz)	Result
5770.000000	PASS

Final measurements

Frequency (MHz)	Level Pre Measurement (dBm)	level (dBm)	Limit (dBm)	Margin (dB)	Result
---	---	---	---	---	---

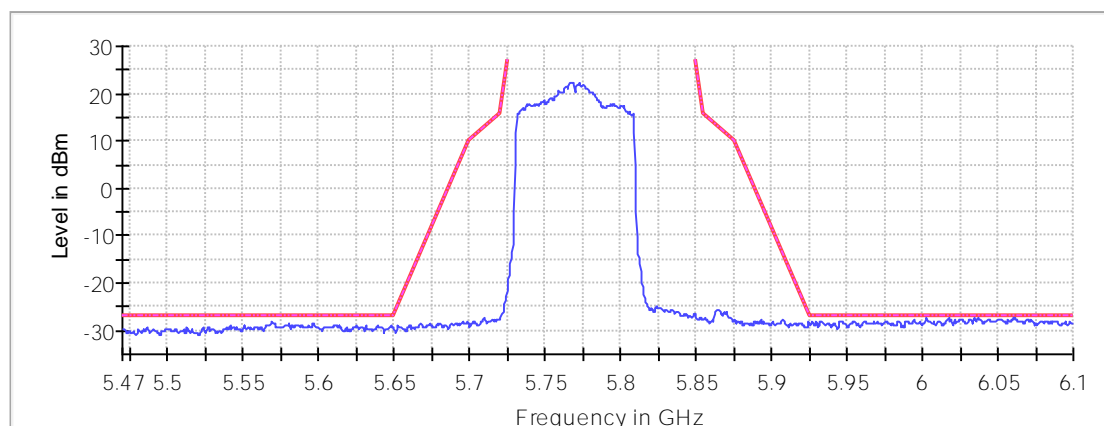
Pre Measurements

Frequency (MHz)	Level (dBm)	Margin (dB)	Limit (dBm)
6060.750000	-27.1	0.1	-27.0
6061.250000	-27.2	0.2	-27.0
6036.750000	-27.4	0.4	-27.0
6017.250000	-27.4	0.4	-27.0
6060.250000	-27.5	0.5	-27.0
6034.250000	-27.5	0.5	-27.0
6002.750000	-27.5	0.5	-27.0
6036.250000	-27.5	0.5	-27.0
6034.750000	-27.5	0.5	-27.0
6061.750000	-27.6	0.6	-27.0
6038.750000	-27.6	0.6	-27.0
6024.750000	-27.6	0.6	-27.0
6031.750000	-27.6	0.6	-27.0
6037.250000	-27.6	0.6	-27.0
6002.250000	-27.6	0.6	-27.0

Measurement Settings

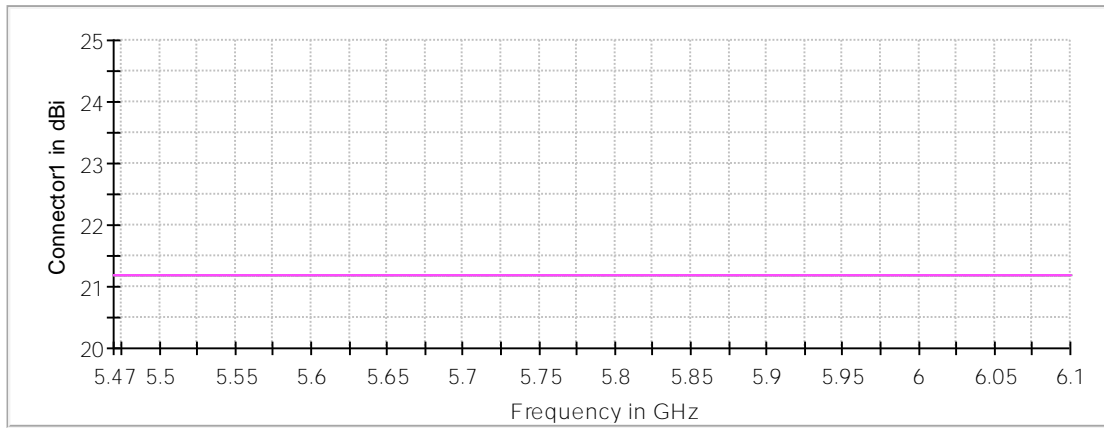
Start Frequency (MHz)	Stop Frequency (MHz)	Pre Measurement	Final Measurement
5470.000000	6100.000000	2	2

Spurious



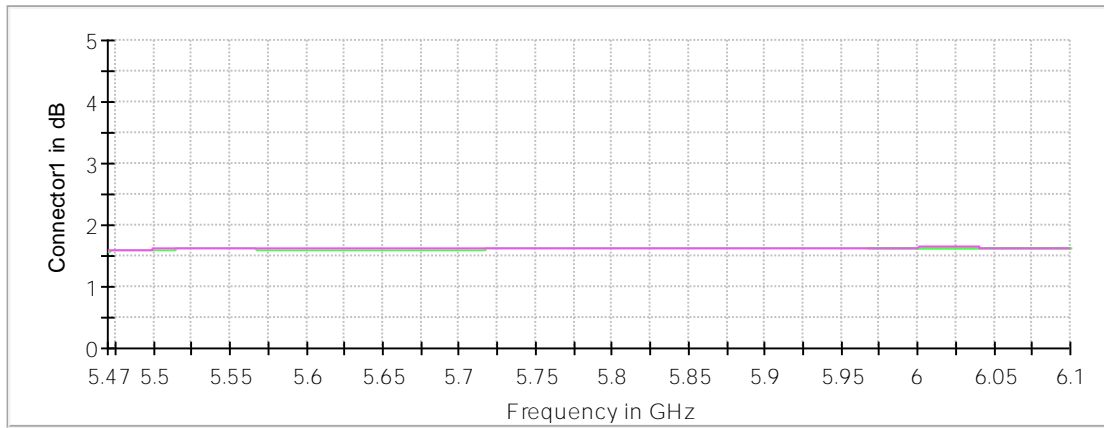
— Limit - - - - Threshold × Critical × Final Critical — Sum Level

Gain



Connector1 Connector2

Attenuation



Connector1 Connector2

Emission Bandwidth 26 dB (5790 MHz; 24.000 dBm; 80 MHz)

Customized settings.

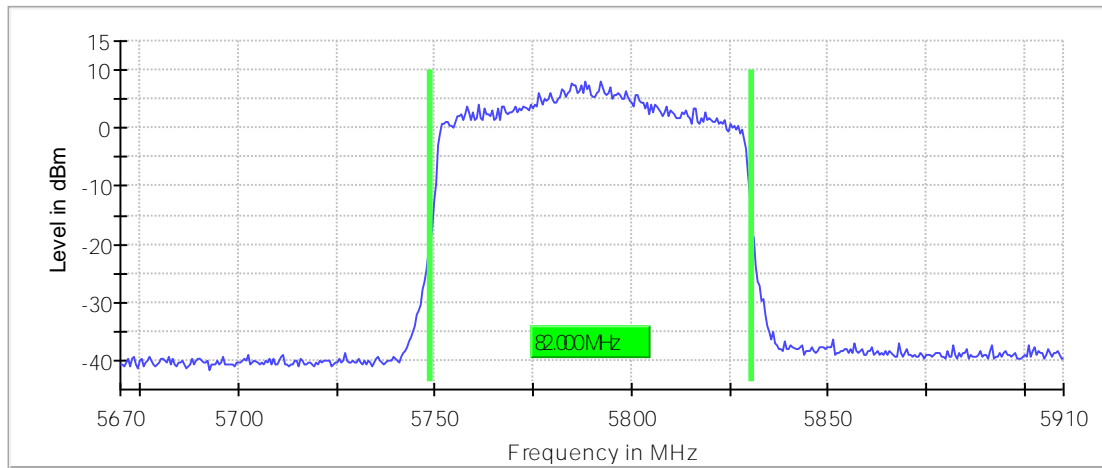
26 dB Bandwidth

DUT Frequency (MHz)	Bandwidth (MHz)	Limit Min (MHz)	Limit Max (MHz)	Band Edge Left (MHz)	Band Edge Right (MHz)
5790.000000	82.000000	---	---	5748.750000	5830.750000

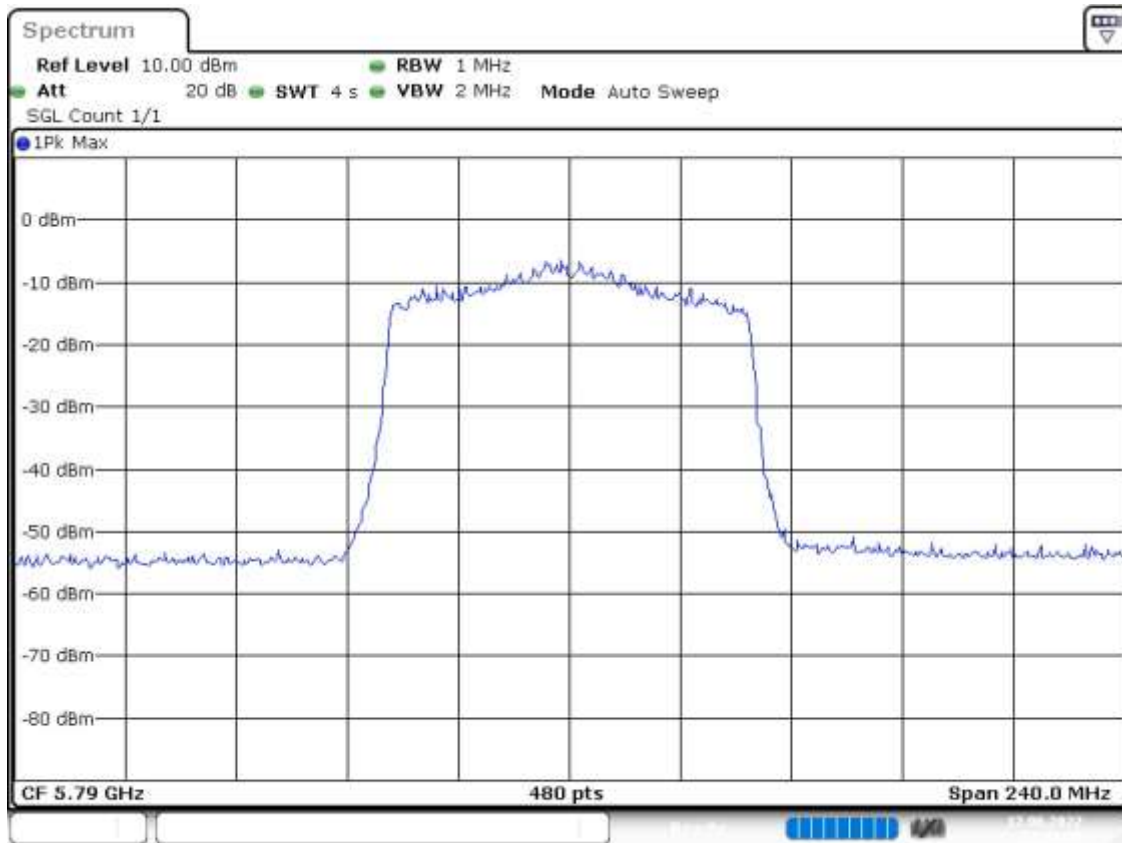
(continuation of the "26 dB Bandwidth" table from column 6 ...)

DUT Frequency (MHz)	Max Level (dBm)	Result
5790.000000	8.1	PASS

26 dB Bandwidth



Bandwidth



Date: 12 JUN 2022 22:58:49

Minimum Emission Bandwidth 6 dB (5790 MHz; 24.000 dBm; 80 MHz)

Customized settings.

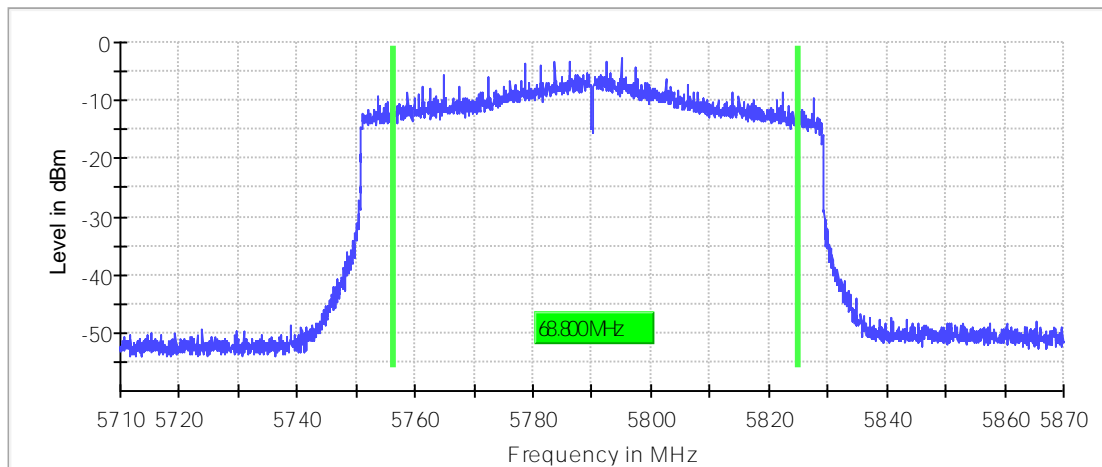
6 dB Bandwidth

DUT Frequency (MHz)	Bandwidth (MHz)	Limit Min (MHz)	Limit Max (MHz)	Band Edge Left (MHz)	Band Edge Right (MHz)
5790.000000	68.800000	0.500000	--	5756.225000	5825.025000

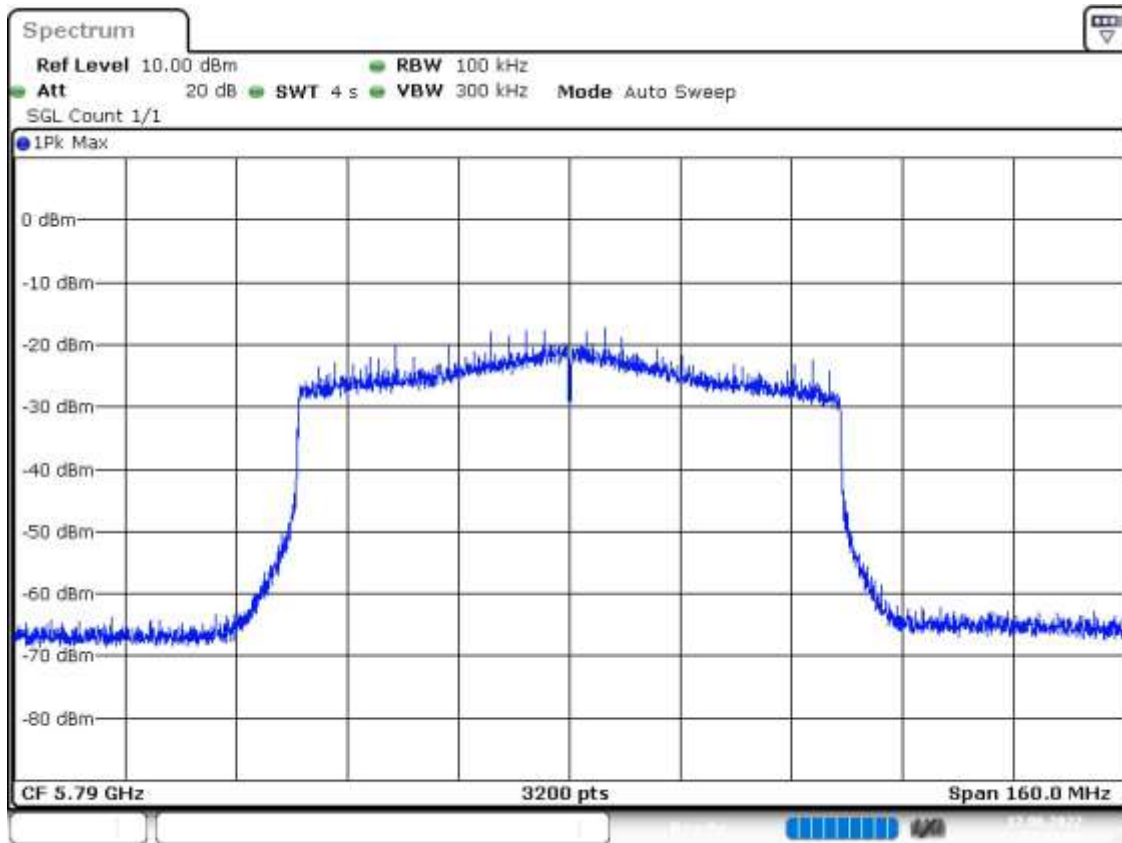
(continuation of the "6 dB Bandwidth" table from column 6 ...)

DUT Frequency (MHz)	Max Level (dBm)	Result
5790.000000	-2.7	PASS

6 dB Bandwidth



Bandwidth



Date: 12 JUN 2022 22:59:44

Occupied Channel Bandwidth 99% (5790 MHz; 24.000 dBm; 80 MHz)

Customized settings.

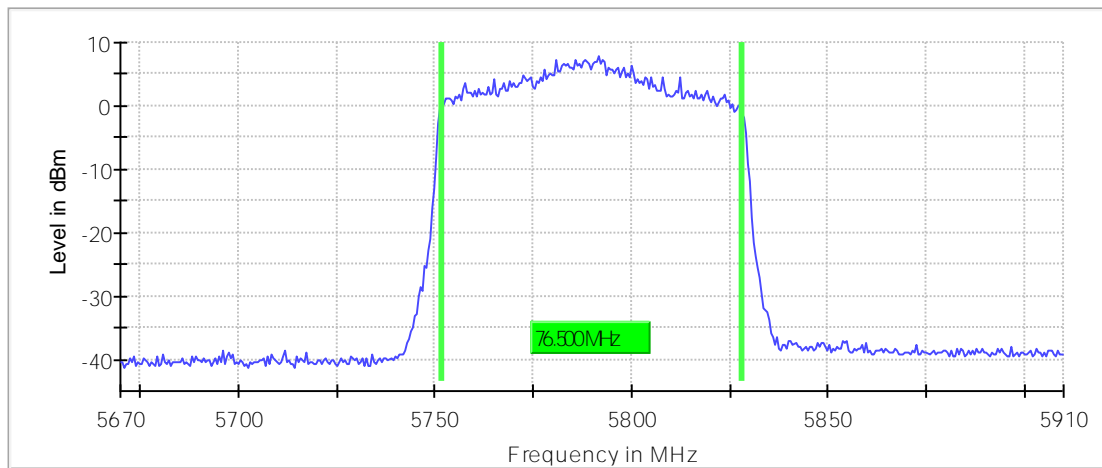
99 % Bandwidth

DUT Frequency (MHz)	Bandwidth (MHz)	Limit Min (MHz)	Limit Max (MHz)	Band Edge Left (MHz)	Band Edge Right (MHz)
5790.000000	76.500000	---	---	5751.750000	5828.250000

(continuation of the "99 % Bandwidth" table from column 6 ...)

DUT Frequency (MHz)	Result
5790.000000	PASS

99 % Bandwidth



Bandwidth



Tx Spurious Emission (5790 MHz; 24.000 dBm; 80 MHz)

Customized settings.

Result

DUT Frequency (MHz)	Result
5790.000000	PASS

Final measurements

Frequency (MHz)	Level Pre Measurement (dBm)	level (dBm)	Limit (dBm)	Margin (dB)	Result
---	---	---	---	---	---

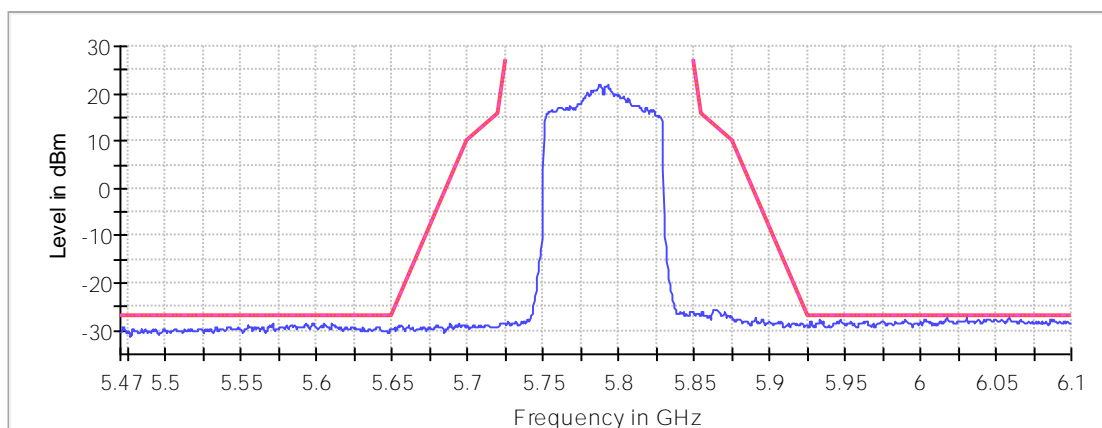
Pre Measurements

Frequency (MHz)	Level (dBm)	Margin (dB)	Limit (dBm)
6017.750000	-27.3	0.3	-27.0
6030.750000	-27.4	0.4	-27.0
6058.750000	-27.4	0.4	-27.0
6059.250000	-27.4	0.4	-27.0
6017.250000	-27.5	0.5	-27.0
6045.750000	-27.5	0.5	-27.0
6038.750000	-27.5	0.5	-27.0
6054.250000	-27.5	0.5	-27.0
6038.250000	-27.6	0.6	-27.0
6003.250000	-27.6	0.6	-27.0
6002.750000	-27.6	0.6	-27.0
6049.750000	-27.6	0.6	-27.0
6053.750000	-27.6	0.6	-27.0
6030.250000	-27.6	0.6	-27.0
6046.250000	-27.6	0.6	-27.0

Measurement Settings

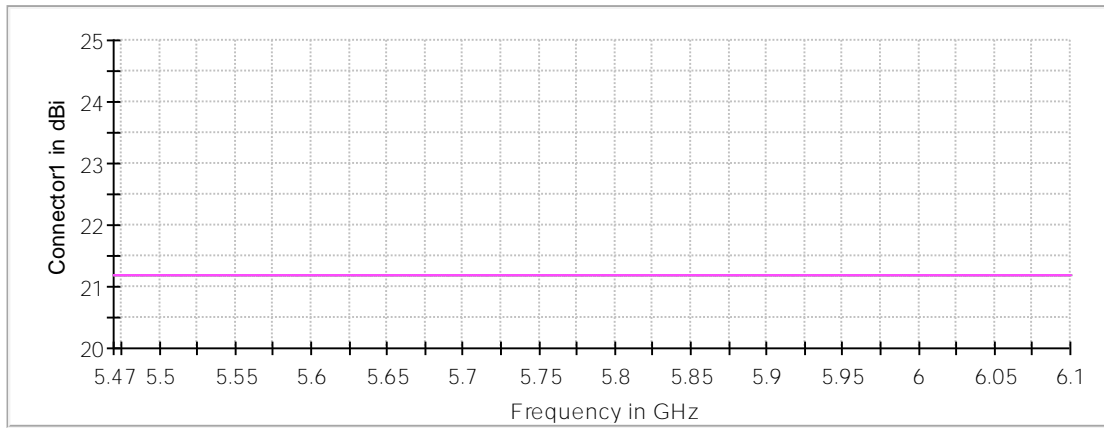
Start Frequency (MHz)	Stop Frequency (MHz)	Pre Measurement	Final Measurement
5470.000000	6100.000000	2	2

Spurious



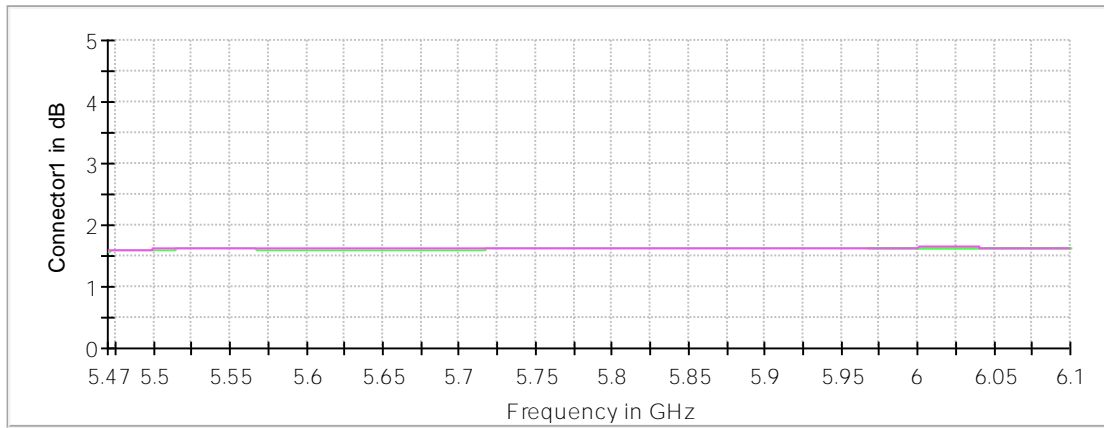
— Limit - - - - - Threshold x Critical x Final Critical — Sum Level

Gain



Connector1 Connector2

Attenuation



Connector1 Connector2

Emission Bandwidth 26 dB (5805 MHz; 24.000 dBm; 80 MHz)

Customized settings.

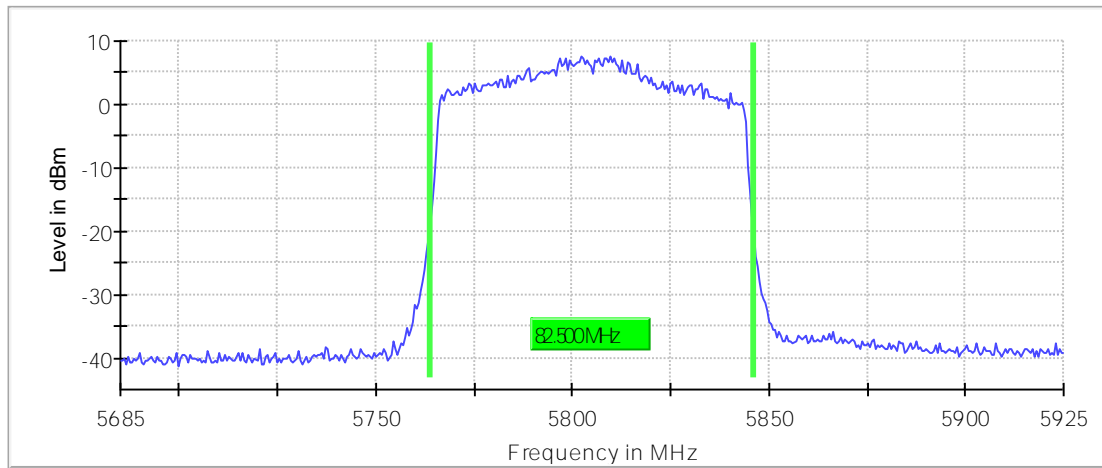
26 dB Bandwidth

DUT Frequency (MHz)	Bandwidth (MHz)	Limit Min (MHz)	Limit Max (MHz)	Band Edge Left (MHz)	Band Edge Right (MHz)
5805.000000	82.500000	---	---	5763.750000	5846.250000

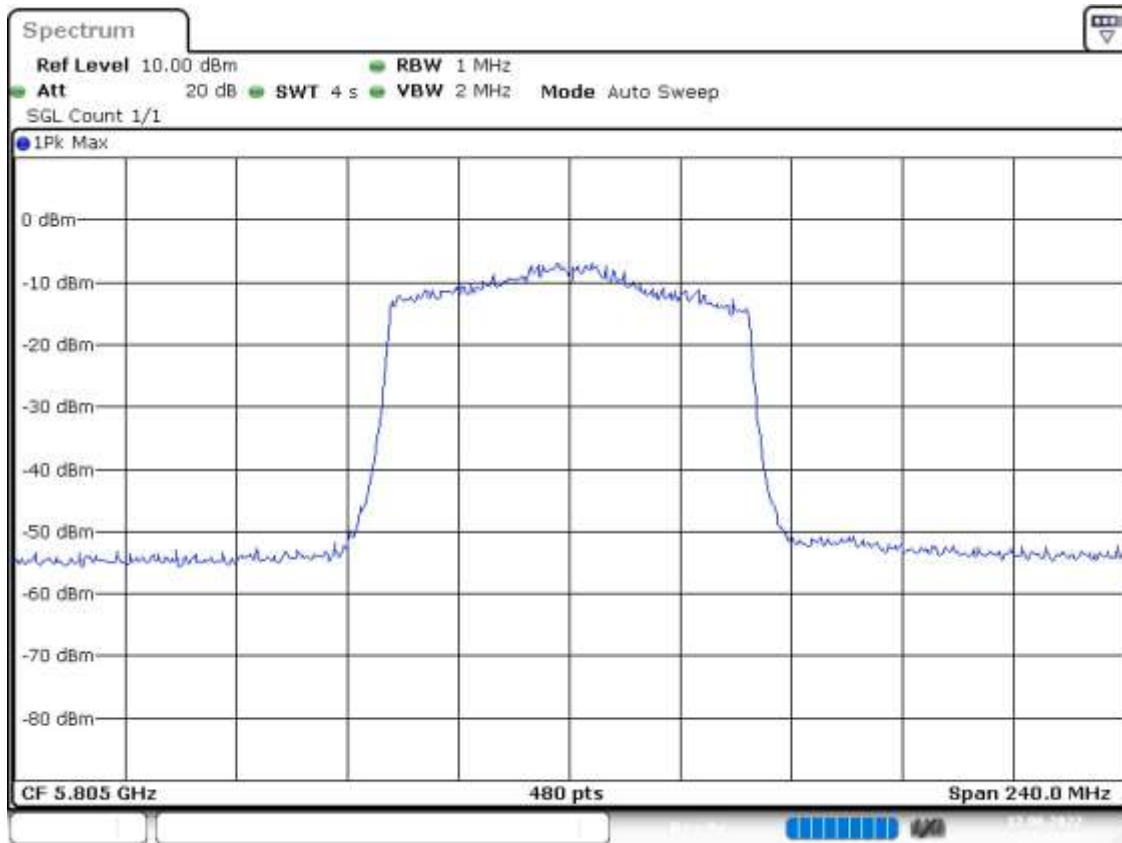
(continuation of the "26 dB Bandwidth" table from column 6 ...)

DUT Frequency (MHz)	Max Level (dBm)	Result
5805.000000	7.7	PASS

26 dB Bandwidth



Bandwidth



Minimum Emission Bandwidth 6 dB (5805 MHz; 24.000 dBm; 80 MHz)

Customized settings.

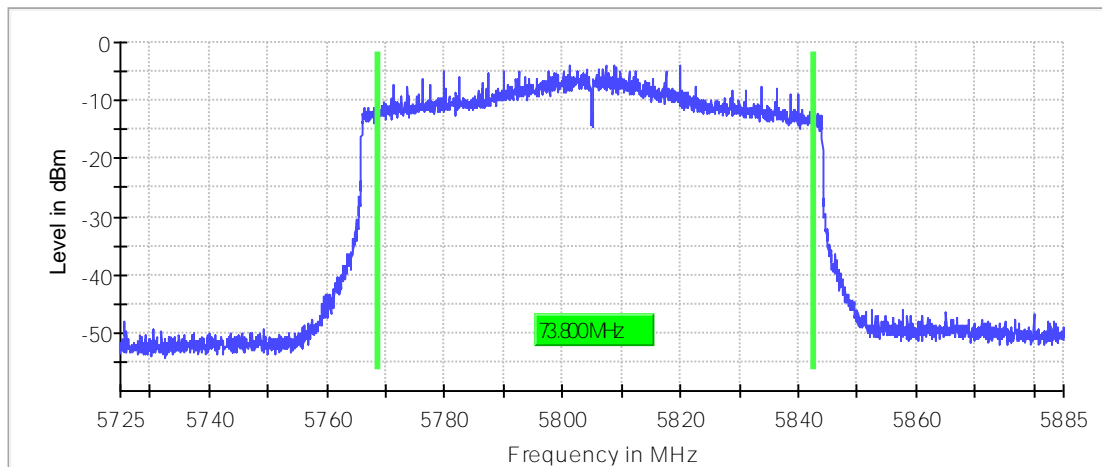
6 dB Bandwidth

DUT Frequency (MHz)	Bandwidth (MHz)	Limit Min (MHz)	Limit Max (MHz)	Band Edge Left (MHz)	Band Edge Right (MHz)
5805.000000	73.800000	0.500000	--	5768.725000	5842.525000

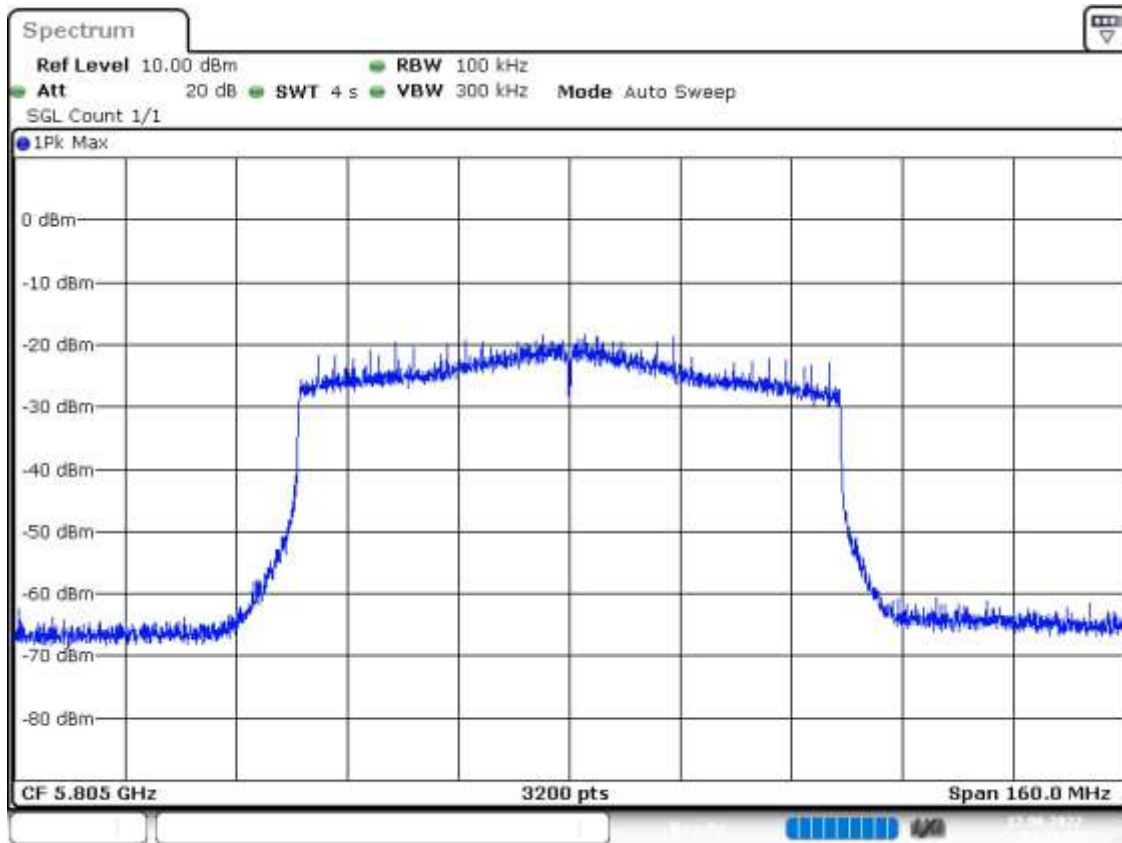
(continuation of the "6 dB Bandwidth" table from column 6 ...)

DUT Frequency (MHz)	Max Level (dBm)	Result
5805.000000	-3.8	PASS

6 dB Bandwidth



Bandwidth



Occupied Channel Bandwidth 99% (5805 MHz; 24.000 dBm; 80 MHz)

Customized settings.

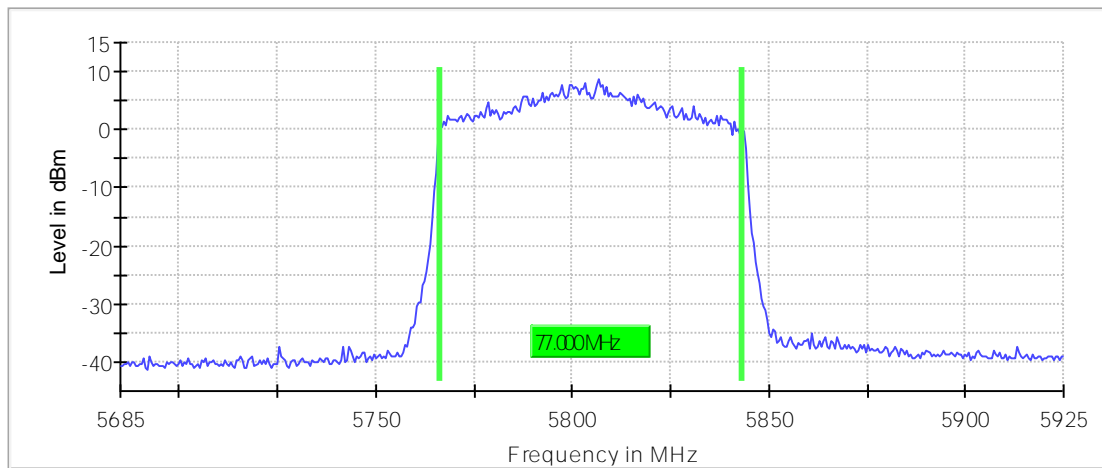
99 % Bandwidth

DUT Frequency (MHz)	Bandwidth (MHz)	Limit Min (MHz)	Limit Max (MHz)	Band Edge Left (MHz)	Band Edge Right (MHz)
5805.000000	77.000000	---	---	5766.250000	5843.250000

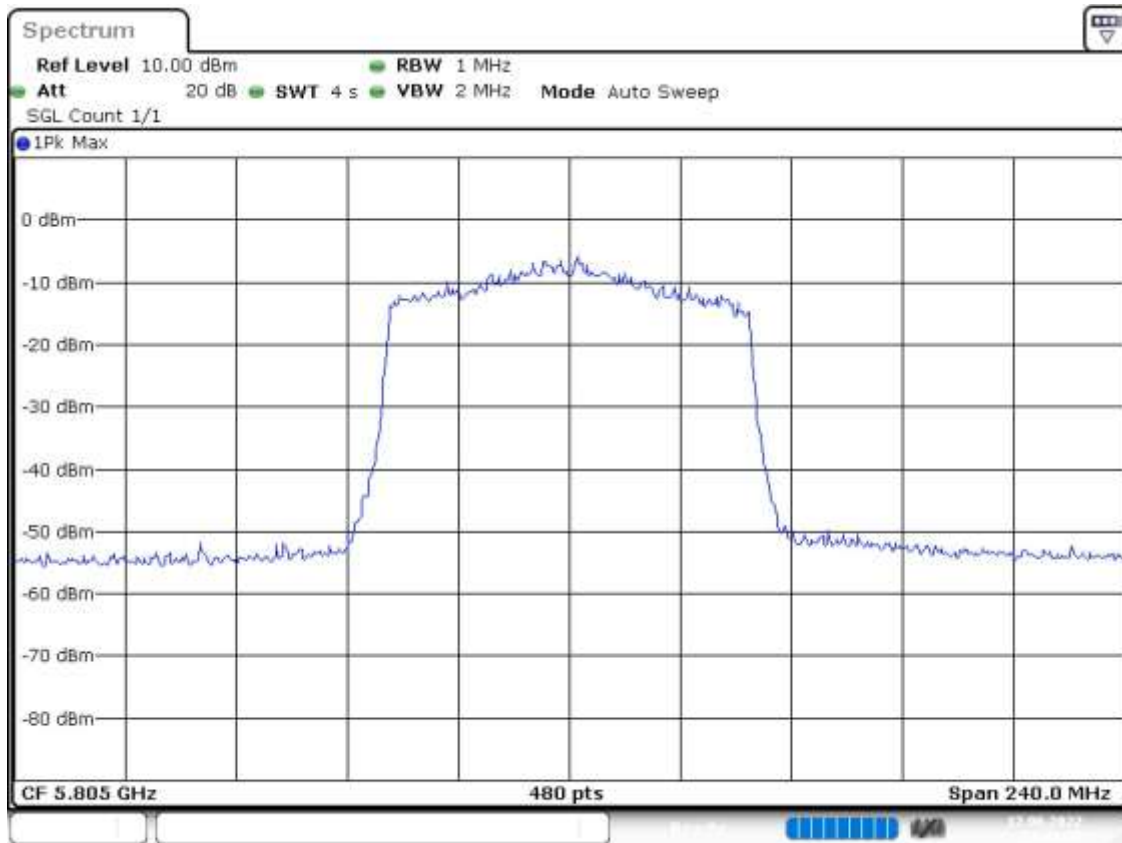
(continuation of the "99 % Bandwidth" table from column 6 ...)

DUT Frequency (MHz)	Result
5805.000000	PASS

99 % Bandwidth



Bandwidth



Date: 12 JUN 2022 23:01:48

Tx Spurious Emission (5805 MHz; 24.000 dBm; 80 MHz)

Customized settings.

Result

DUT Frequency (MHz)	Result
5805.000000	PASS

Final measurements

Frequency (MHz)	Level Pre Measurement (dBm)	level (dBm)	Limit (dBm)	Margin (dB)	Result
---	---	---	---	---	---

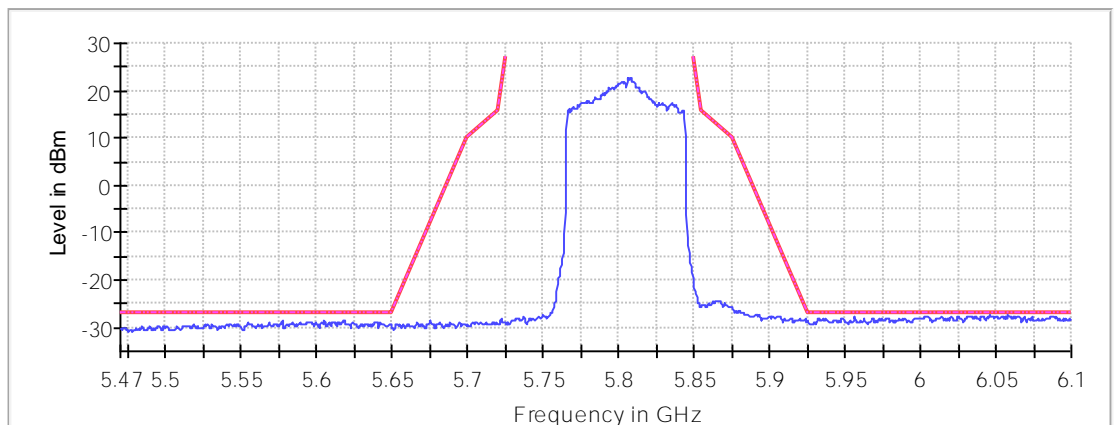
Pre Measurements

Frequency (MHz)	Level (dBm)	Margin (dB)	Limit (dBm)
6046.250000	-27.4	0.4	-27.0
6058.250000	-27.4	0.4	-27.0
6045.750000	-27.4	0.4	-27.0
6058.750000	-27.5	0.5	-27.0
6065.250000	-27.5	0.5	-27.0
6064.750000	-27.5	0.5	-27.0
6059.250000	-27.5	0.5	-27.0
6059.750000	-27.5	0.5	-27.0
6031.750000	-27.5	0.5	-27.0
6048.250000	-27.6	0.6	-27.0
6033.250000	-27.6	0.6	-27.0
6086.750000	-27.6	0.6	-27.0
6064.250000	-27.6	0.6	-27.0
6069.250000	-27.6	0.6	-27.0
6047.750000	-27.6	0.6	-27.0

Measurement Settings

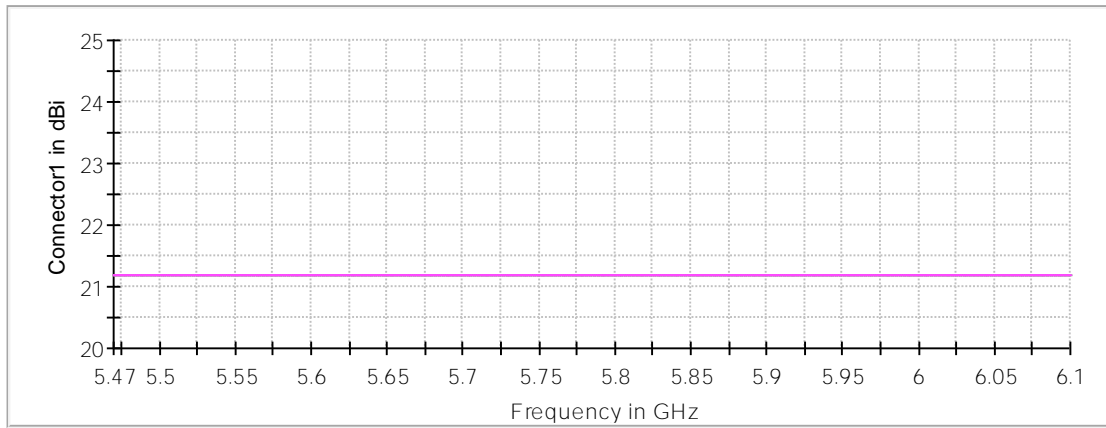
Start Frequency (MHz)	Stop Frequency (MHz)	Pre Measurement	Final Measurement
5470.000000	6100.000000	2	2

Spurious



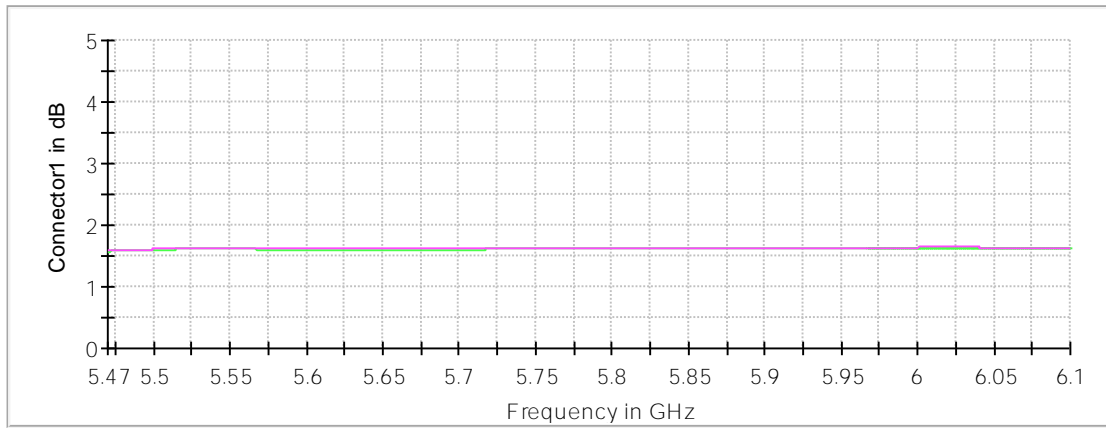
— Limit - - - - Threshold × Critical × Final Critical — Sum Level

Gain



Connector1 Connector2

Attenuation



Connector1 Connector2