

Wave-LR UNII-1 Annex

Summary

Test	Frequency (MHz)	Nominal Power (dBm)	Nominal Bandwidth (MHz)	Result
Emission Bandwidth 26 dB	5165.000	24.0	20.000000	PASS
RF output power	5165.000	24.0	20.000000	PASS
Power Spectral Density	5165.000	24.0	20.000000	PASS
Occupied Channel Bandwidth 99%	5165.000	24.0	20.000000	PASS
RF output power	5175.000	24.0	20.000000	PASS
RF output power	5185.000	24.0	20.000000	PASS
Emission Bandwidth 26 dB	5200.000	24.0	20.000000	PASS
RF output power	5200.000	24.0	20.000000	PASS
Power Spectral Density	5200.000	24.0	20.000000	PASS
Occupied Channel Bandwidth 99%	5200.000	24.0	20.000000	PASS
RF output power	5210.000	24.0	20.000000	PASS
RF output power	5220.000	24.0	20.000000	PASS
RF output power	5230.000	24.0	20.000000	PASS
Emission Bandwidth 26 dB	5240.000	24.0	20.000000	PASS
RF output power	5240.000	24.0	20.000000	PASS
Power Spectral Density	5240.000	24.0	20.000000	PASS
Occupied Channel Bandwidth 99%	5240.000	24.0	20.000000	PASS
Emission Bandwidth 26 dB	5175.000	24.0	40.000000	PASS
RF output power	5175.000	24.0	40.000000	PASS
Power Spectral Density	5175.000	24.0	40.000000	PASS
Occupied Channel Bandwidth 99%	5175.000	24.0	40.000000	PASS
RF output power	5185.000	24.0	40.000000	PASS
Emission Bandwidth 26 dB	5200.000	24.0	40.000000	PASS
RF output power	5200.000	24.0	40.000000	PASS
Power Spectral Density	5200.000	24.0	40.000000	PASS
Occupied Channel Bandwidth 99%	5200.000	24.0	40.000000	PASS
RF output power	5215.000	24.0	40.000000	PASS
Emission Bandwidth 26 dB	5230.000	24.0	40.000000	PASS
RF output power	5230.000	24.0	40.000000	PASS
Power Spectral Density	5230.000	24.0	40.000000	PASS
Occupied Channel Bandwidth 99%	5230.000	24.0	40.000000	PASS
Emission Bandwidth 26 dB	5195.000	24.0	80.000000	PASS
RF output power	5195.000	24.0	80.000000	PASS
Power Spectral Density	5195.000	24.0	80.000000	PASS
Occupied Channel Bandwidth 99%	5195.000	24.0	80.000000	PASS
Emission Bandwidth 26 dB	5200.000	24.0	80.000000	PASS
RF output power	5200.000	24.0	80.000000	PASS
Power Spectral Density	5200.000	24.0	80.000000	PASS
Occupied Channel Bandwidth 99%	5200.000	24.0	80.000000	PASS
RF output power	5205.000	24.0	80.000000	PASS
Emission Bandwidth 26 dB	5210.000	24.0	80.000000	PASS
RF output power	5210.000	24.0	80.000000	PASS
Power Spectral Density	5210.000	24.0	80.000000	PASS
Occupied Channel Bandwidth 99%	5210.000	24.0	80.000000	PASS

Emission Bandwidth 26 dB (5165 MHz; 24.000 dBm; 20 MHz)

Customized settings.

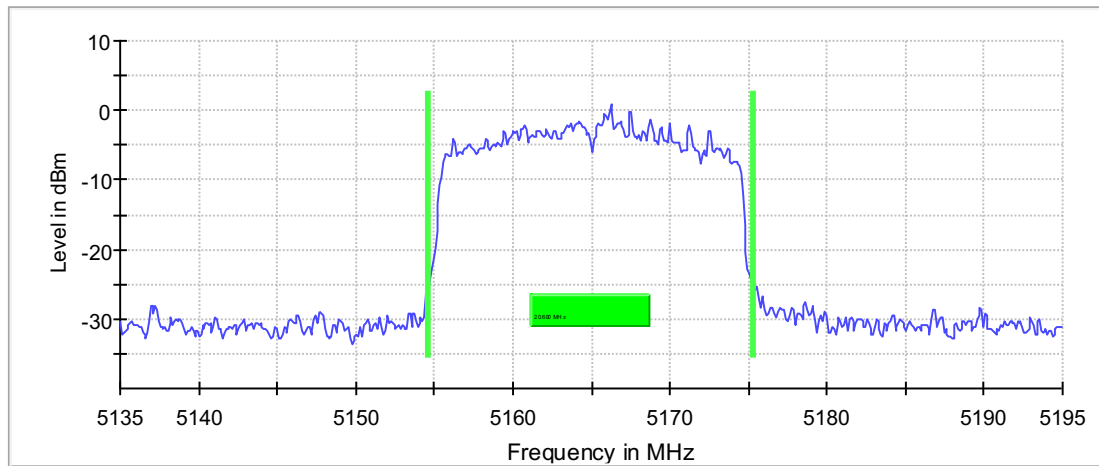
26 dB Bandwidth

DUT Frequency (MHz)	Bandwidth (MHz)	Limit Min (MHz)	Limit Max (MHz)	Band Edge Left (MHz)	Band Edge Right (MHz)
5165.000000	20.600000	---	---	5154.650000	5175.250000

(continuation of the "26 dB Bandwidth" table from column 6 ...)

DUT Frequency (MHz)	Max Level (dBm)	Result
5165.000000	0.9	PASS

26 dB Bandwidth



Measurement

Setting	Instrument Value	Target Value
Start Frequency	5.13500 GHz	5.13500 GHz
Stop Frequency	5.19500 GHz	5.19500 GHz
Span	60.000 MHz	60.000 MHz
RBW	200.000 kHz	~ 200.000 kHz
VBW	1.000 MHz	>= 600.000 kHz
SweepPoints	600	~ 600
Sweeptime	37.969 μ s	AUTO
Reference Level	20.000 dBm	20.000 dBm
Attenuation	40.000 dB	AUTO
Detector	MaxPeak	MaxPeak
SweepCount	200	200
Filter	3 dB	3 dB
Trace Mode	Max Hold	Max Hold
Sweeptype	FFT	AUTO
Preamp	off	off

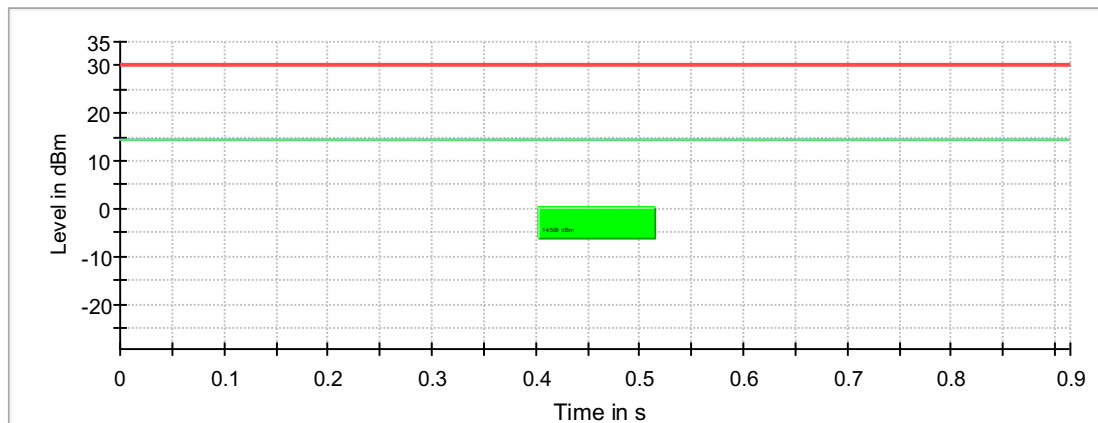
RF output power (5165 MHz; 24.000 dBm; 20 MHz)

Customized settings.

Result

DUT Frequency (MHz)	Gated RMS (dBm)	Limit Max (dBm)	Gated EIRP (dBm)	DutyCycle (%)	Result
5165.000000	14.5	30.0	14.5	91.979	PASS

Gated Trace



— Gated Trace
 — Overall
 — Limit

OSP PowerMeter settings

Setting	Instrument Value	Target Value
Measurement Time	1.000 s	1.000 s
Points	1000000	1000000
Time resolution	1.000 μ s	1.000 μ s

Power Spectral Density (5165 MHz; 24.000 dBm; 20 MHz)

Customized settings.

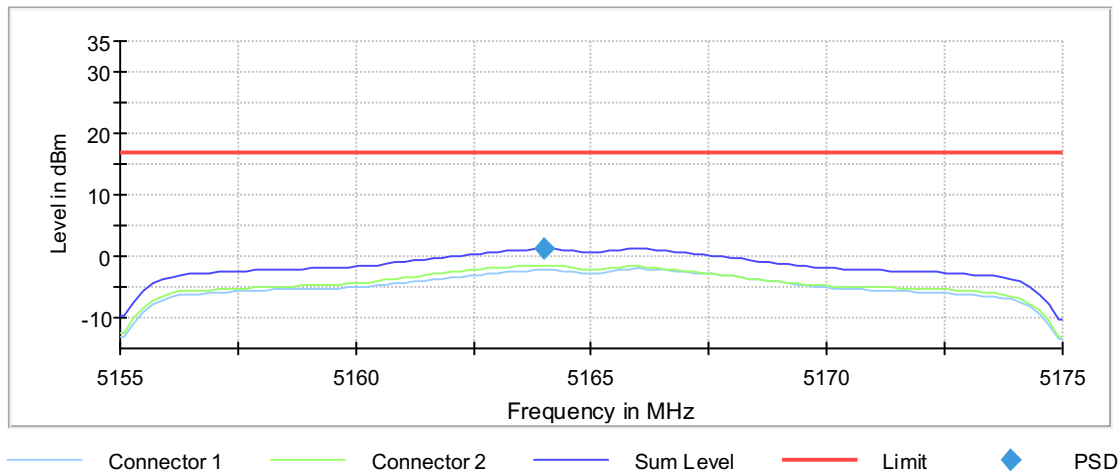
Result

DUT Frequency (MHz)	Frequency (MHz)	PSD (dBm)	Limit Max (dBm)	Result
5165.000000	5164.009901	1.199	17.0	PASS

Ports

Port	State
1	used
2	used

Power Spectral Density



Measurement

Setting	Instrument Value	Target Value
Start Frequency	5.15500 GHz	5.15500 GHz
Stop Frequency	5.17500 GHz	5.17500 GHz
Span	20.000 MHz	20.000 MHz
RBW	1.000 MHz	<= 1.000 MHz
VBW	3.000 MHz	>= 3.000 MHz
SweepPoints	101	~ 40
Sweeptime	2.020 ms	2.020 ms
Reference Level	10.000 dBm	10.000 dBm
Attenuation	30.000 dB	AUTO
Detector	RMS	RMS
SweepCount	100	100
Filter	3 dB	3 dB
Trace Mode	Average Power	Average Power
Sweeptype	FFT	AUTO
Preamp	off	off

Occupied Channel Bandwidth 99% (5165 MHz; 24.000 dBm; 20 MHz)

Customized settings.

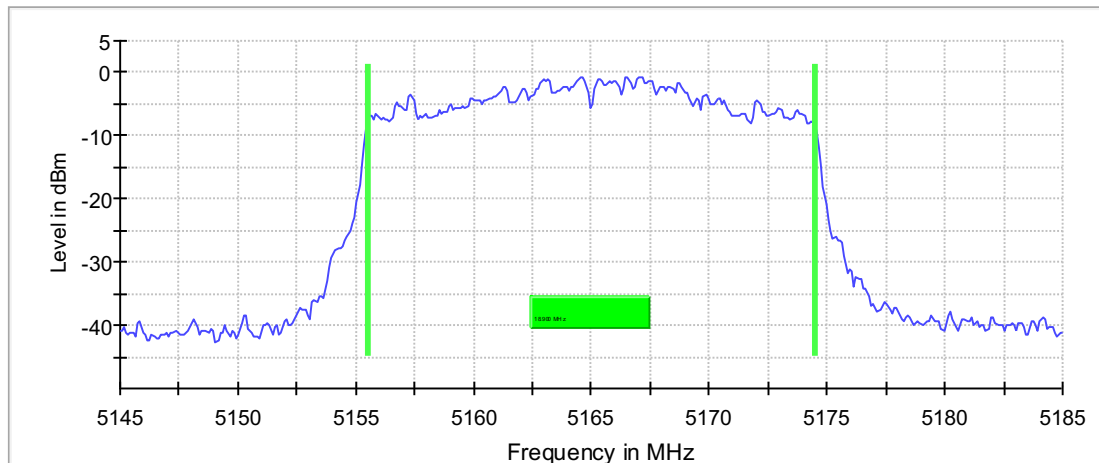
99 % Bandwidth

DUT Frequency (MHz)	Bandwidth (MHz)	Limit Min (MHz)	Limit Max (MHz)	Band Edge Left (MHz)	Band Edge Right (MHz)
5165.000000	18.900000	---	---	5155.550000	5174.450000

(continuation of the "99 % Bandwidth" table from column 6 ...)

DUT Frequency (MHz)	Result
5165.000000	PASS

99 % Bandwidth



Measurement

Setting	Instrument Value	Target Value
Start Frequency	5.14500 GHz	5.14500 GHz
Stop Frequency	5.18500 GHz	5.18500 GHz
Span	40.000 MHz	40.000 MHz
RBW	200.000 kHz	>= 200.000 kHz
VBW	1.000 MHz	>= 600.000 kHz
SweepPoints	400	~ 400
Sweeptime	28.477 μ s	AUTO
Reference Level	10.000 dBm	10.000 dBm
Attenuation	30.000 dB	AUTO
Detector	MaxPeak	MaxPeak
SweepCount	200	200
Filter	3 dB	3 dB
Trace Mode	Max Hold	Max Hold
Sweeptype	FFT	AUTO
Preamp	off	off

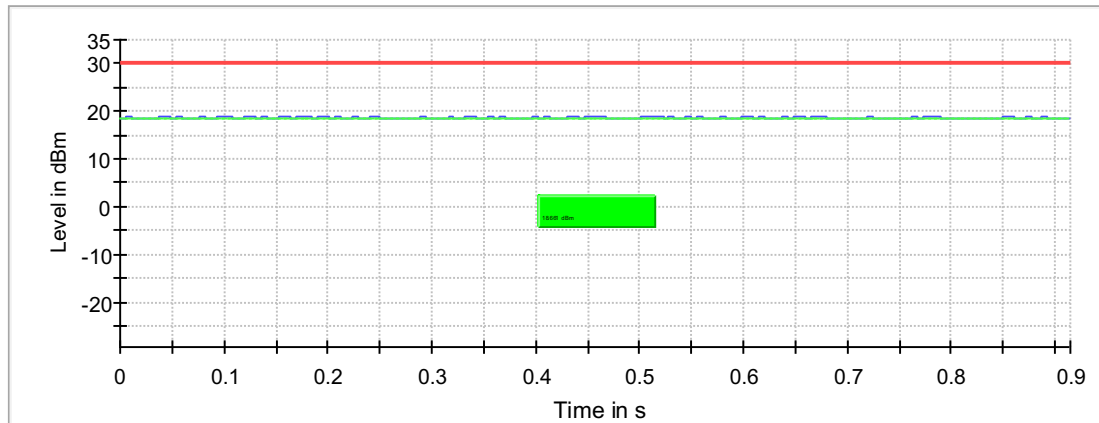
RF output power (5175 MHz; 24.000 dBm; 20 MHz)

Customized settings.

Result

DUT Frequency (MHz)	Gated RMS (dBm)	Limit Max (dBm)	Gated EIRP (dBm)	DutyCycle (%)	Result
5175.000000	18.7	30.0	18.7	91.976	PASS

Gated Trace



— Gated Trace — Overall — Limit

OSP PowerMeter settings

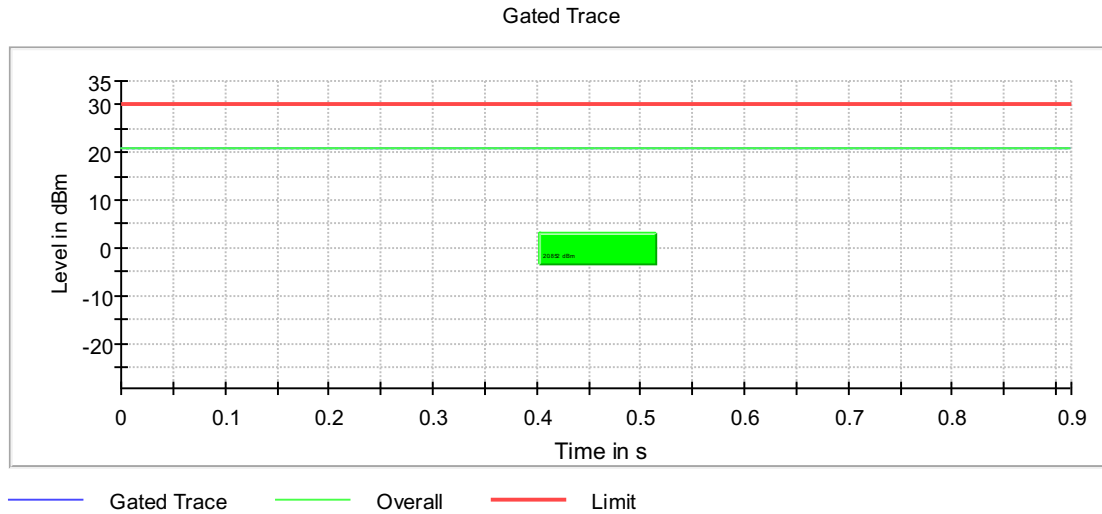
Setting	Instrument Value	Target Value
Measurement Time	1.000 s	1.000 s
Points	1000000	1000000
Time resolution	1.000 μ s	1.000 μ s

RF output power (5185 MHz; 24.000 dBm; 20 MHz)

Customized settings.

Result

DUT Frequency (MHz)	Gated RMS (dBm)	Limit Max (dBm)	Gated EIRP (dBm)	DutyCycle (%)	Result
5185.000000	20.9	30.0	20.9	91.961	PASS



OSP PowerMeter settings

Setting	Instrument Value	Target Value
Measurement Time	1.000 s	1.000 s
Points	1000000	1000000
Time resolution	1.000 μ s	1.000 μ s

Emission Bandwidth 26 dB (5200 MHz; 24.000 dBm; 20 MHz)

Customized settings.

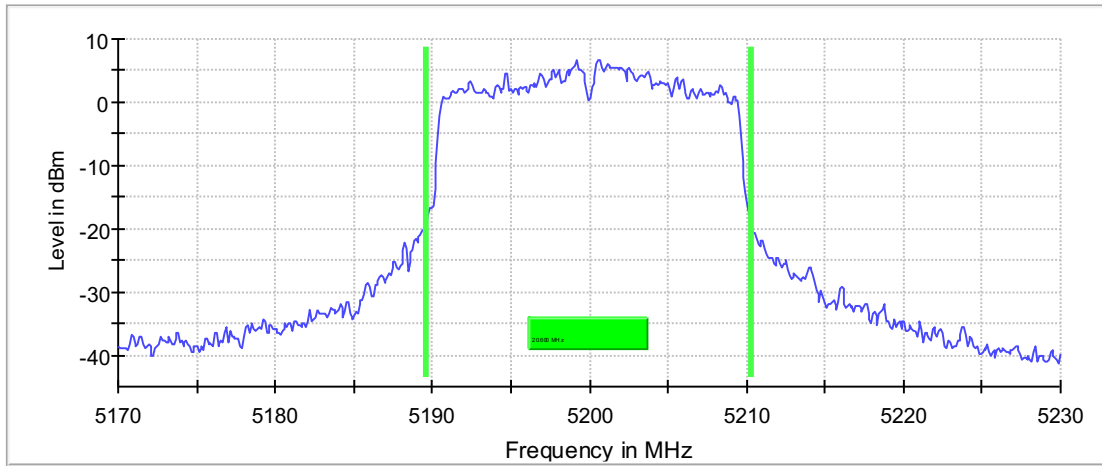
26 dB Bandwidth

DUT Frequency (MHz)	Bandwidth (MHz)	Limit Min (MHz)	Limit Max (MHz)	Band Edge Left (MHz)	Band Edge Right (MHz)
5200.000000	20.600000	---	---	5189.650000	5210.250000

(continuation of the "26 dB Bandwidth" table from column 6 ...)

DUT Frequency (MHz)	Max Level (dBm)	Result
5200.000000	6.7	PASS

26 dB Bandwidth



Measurement

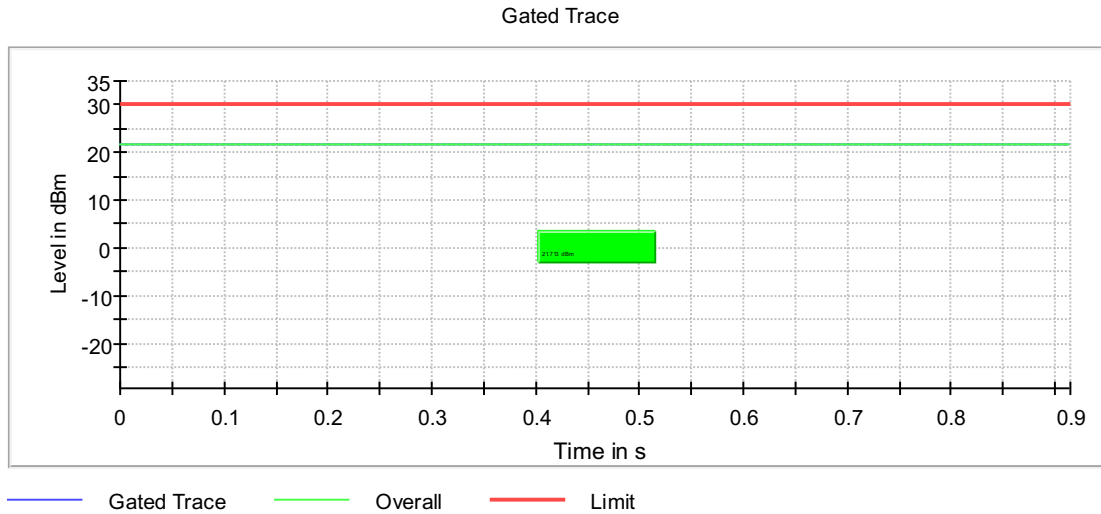
Setting	Instrument Value	Target Value
Start Frequency	5.17000 GHz	5.17000 GHz
Stop Frequency	5.23000 GHz	5.23000 GHz
Span	60.000 MHz	60.000 MHz
RBW	200.000 kHz	~ 200.000 kHz
VBW	1.000 MHz	>= 600.000 kHz
SweepPoints	600	~ 600
SweepTime	37.969 μ s	AUTO
Reference Level	10.000 dBm	10.000 dBm
Attenuation	30.000 dB	AUTO
Detector	MaxPeak	MaxPeak
SweepCount	200	200
Filter	3 dB	3 dB
Trace Mode	Max Hold	Max Hold
SweepType	FFT	AUTO
Preamp	off	off

RF output power (5200 MHz; 24.000 dBm; 20 MHz)

Customized settings.

Result

DUT Frequency (MHz)	Gated RMS (dBm)	Limit Max (dBm)	Gated EIRP (dBm)	DutyCycle (%)	Result
5200.000000	21.7	30.0	21.7	91.968	PASS



OSP PowerMeter settings

Setting	Instrument Value	Target Value
Measurement Time	1.000 s	1.000 s
Points	1000000	1000000
Time resolution	1.000 μ s	1.000 μ s

Power Spectral Density (5200 MHz; 24.000 dBm; 20 MHz)

Customized settings.

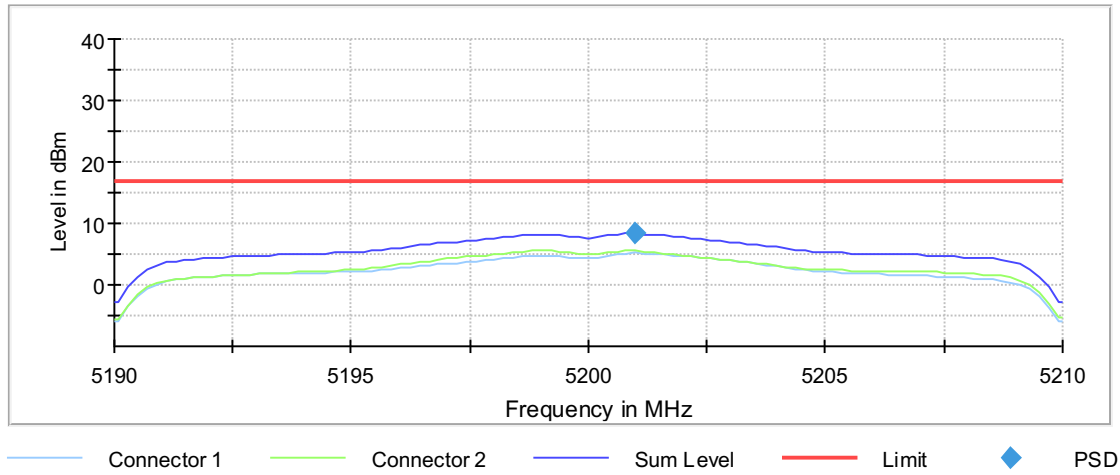
Result

DUT Frequency (MHz)	Frequency (MHz)	PSD (dBm)	Limit Max (dBm)	Result
5200.000000	5200.990099	8.331	17.0	PASS

Ports

Port	State
1	used
2	used

Power Spectral Density



Measurement

Setting	Instrument Value	Target Value
Start Frequency	5.19000 GHz	5.19000 GHz
Stop Frequency	5.21000 GHz	5.21000 GHz
Span	20.000 MHz	20.000 MHz
RBW	1.000 MHz	<= 1.000 MHz
VBW	3.000 MHz	>= 3.000 MHz
SweepPoints	101	~ 40
Sweptime	2.020 ms	2.020 ms
Reference Level	10.000 dBm	10.000 dBm
Attenuation	30.000 dB	AUTO
Detector	RMS	RMS
SweepCount	100	100
Filter	3 dB	3 dB
Trace Mode	Average Power	Average Power
SweepType	FFT	AUTO
Preamp	off	off

Occupied Channel Bandwidth 99% (5200 MHz; 24.000 dBm; 20 MHz)

Customized settings.

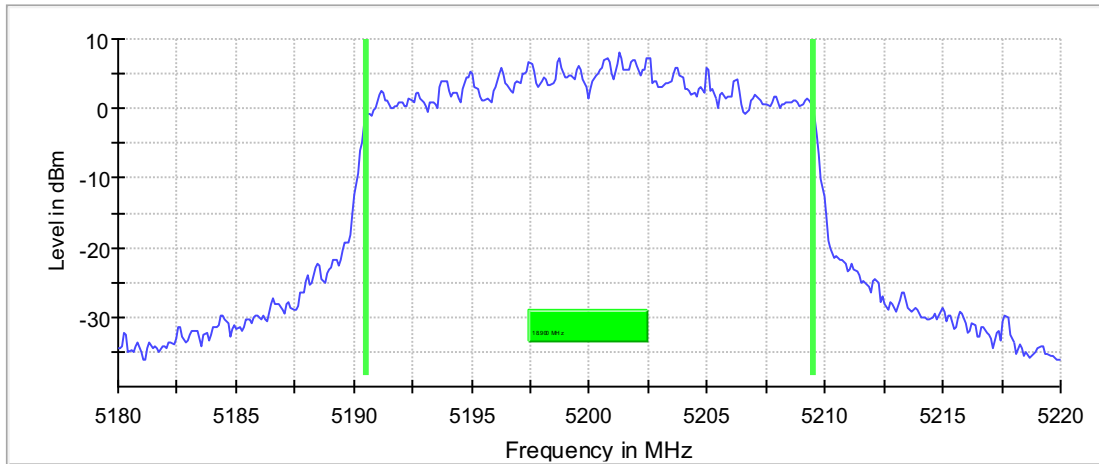
99 % Bandwidth

DUT Frequency (MHz)	Bandwidth (MHz)	Limit Min (MHz)	Limit Max (MHz)	Band Edge Left (MHz)	Band Edge Right (MHz)
5200.000000	18.900000	---	---	5190.550000	5209.450000

(continuation of the "99 % Bandwidth" table from column 6 ...)

DUT Frequency (MHz)	Result
5200.000000	PASS

99 % Bandwidth



Measurement

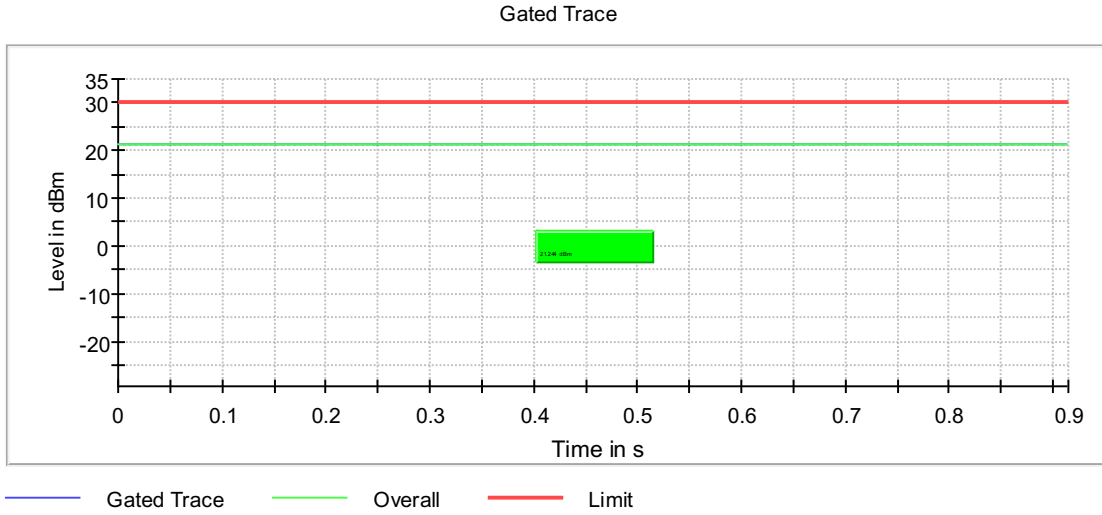
Setting	Instrument Value	Target Value
Start Frequency	5.18000 GHz	5.18000 GHz
Stop Frequency	5.22000 GHz	5.22000 GHz
Span	40.000 MHz	40.000 MHz
RBW	200.000 kHz	>= 200.000 kHz
VBW	1.000 MHz	>= 600.000 kHz
SweepPoints	400	~ 400
SweepTime	28.477 μ s	AUTO
Reference Level	10.000 dBm	10.000 dBm
Attenuation	30.000 dB	AUTO
Detector	MaxPeak	MaxPeak
SweepCount	200	200
Filter	3 dB	3 dB
Trace Mode	Max Hold	Max Hold
SweepType	FFT	AUTO
Preamp	off	off

RF output power (5210 MHz; 24.000 dBm; 20 MHz)

Customized settings.

Result

DUT Frequency (MHz)	Gated RMS (dBm)	Limit Max (dBm)	Gated EIRP (dBm)	DutyCycle (%)	Result
5210.000000	21.2	30.0	21.2	91.949	PASS



OSP PowerMeter settings

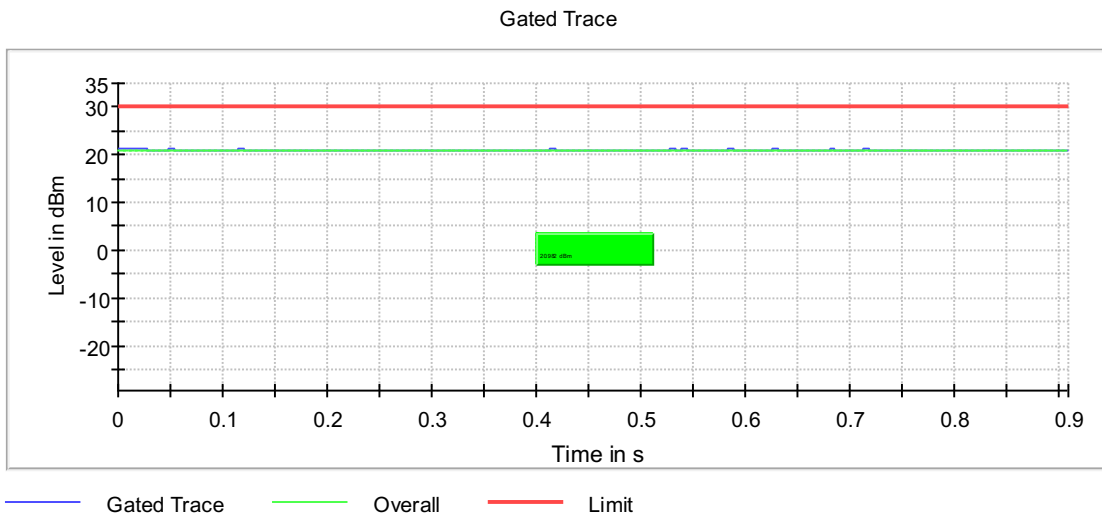
Setting	Instrument Value	Target Value
Measurement Time	1.000 s	1.000 s
Points	1000000	1000000
Time resolution	1.000 μ s	1.000 μ s

RF output power (5220 MHz; 24.000 dBm; 20 MHz)

Customized settings.

Result

DUT Frequency (MHz)	Gated RMS (dBm)	Limit Max (dBm)	Gated EIRP (dBm)	DutyCycle (%)	Result
5220.000000	21.0	30.0	21.0	91.952	PASS



OSP PowerMeter settings

Setting	Instrument Value	Target Value
Measurement Time	1.000 s	1.000 s
Points	1000000	1000000
Time resolution	1.000 μ s	1.000 μ s

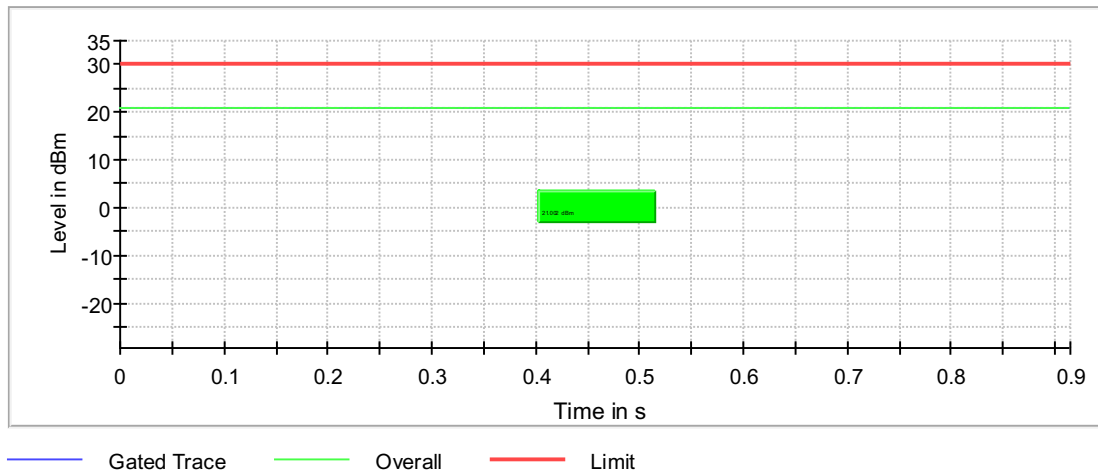
RF output power (5230 MHz; 24.000 dBm; 20 MHz)

Customized settings.

Result

DUT Frequency (MHz)	Gated RMS (dBm)	Limit Max (dBm)	Gated EIRP (dBm)	DutyCycle (%)	Result
5230.000000	21.0	30.0	21.0	91.941	PASS

Gated Trace



OSP PowerMeter settings

Setting	Instrument Value	Target Value
Measurement Time	1.000 s	1.000 s
Points	1000000	1000000
Time resolution	1.000 μ s	1.000 μ s

Emission Bandwidth 26 dB (5240 MHz; 24.000 dBm; 20 MHz)

Customized settings.

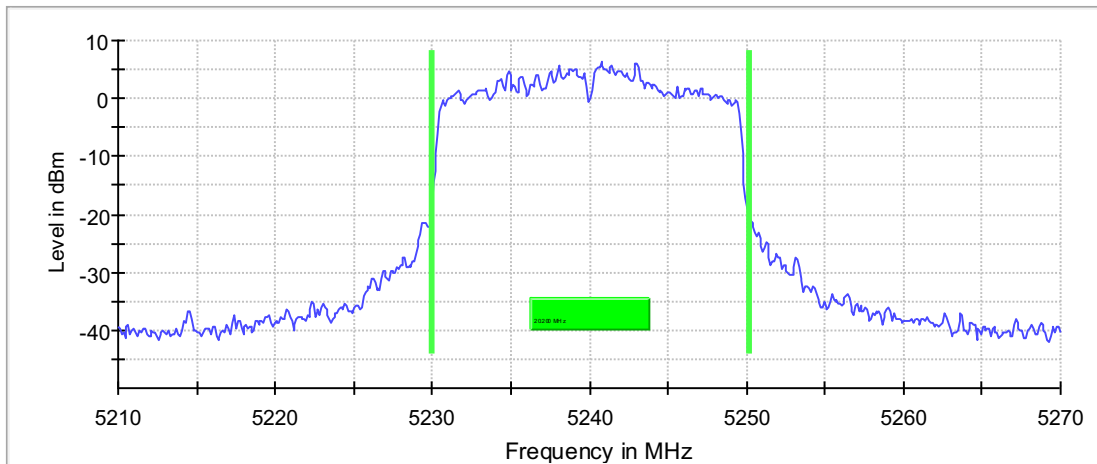
26 dB Bandwidth

DUT Frequency (MHz)	Bandwidth (MHz)	Limit Min (MHz)	Limit Max (MHz)	Band Edge Left (MHz)	Band Edge Right (MHz)
5240.000000	20.200000	---	---	5229.950000	5250.150000

(continuation of the "26 dB Bandwidth" table from column 6 ...)

DUT Frequency (MHz)	Max Level (dBm)	Result
5240.000000	6.3	PASS

26 dB Bandwidth



Measurement

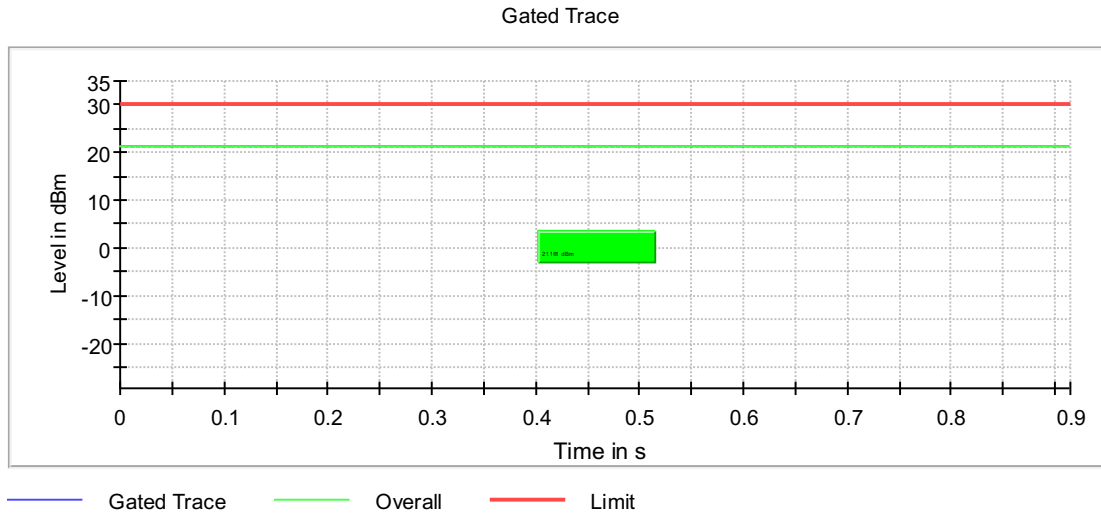
Setting	Instrument Value	Target Value
Start Frequency	5.21000 GHz	5.21000 GHz
Stop Frequency	5.27000 GHz	5.27000 GHz
Span	60.000 MHz	60.000 MHz
RBW	200.000 kHz	~ 200.000 kHz
VBW	1.000 MHz	>= 600.000 kHz
SweepPoints	600	~ 600
Sweeptime	37.969 μ s	AUTO
Reference Level	10.000 dBm	10.000 dBm
Attenuation	30.000 dB	AUTO
Detector	MaxPeak	MaxPeak
SweepCount	200	200
Filter	3 dB	3 dB
Trace Mode	Max Hold	Max Hold
SweepType	FFT	AUTO
Preamp	off	off

RF output power (5240 MHz; 24.000 dBm; 20 MHz)

Customized settings.

Result

DUT Frequency (MHz)	Gated RMS (dBm)	Limit Max (dBm)	Gated EIRP (dBm)	DutyCycle (%)	Result
5240.000000	21.2	30.0	21.2	91.952	PASS



OSP PowerMeter settings

Setting	Instrument Value	Target Value
Measurement Time	1.000 s	1.000 s
Points	1000000	1000000
Time resolution	1.000 μ s	1.000 μ s

Power Spectral Density (5240 MHz; 24.000 dBm; 20 MHz)

Customized settings.

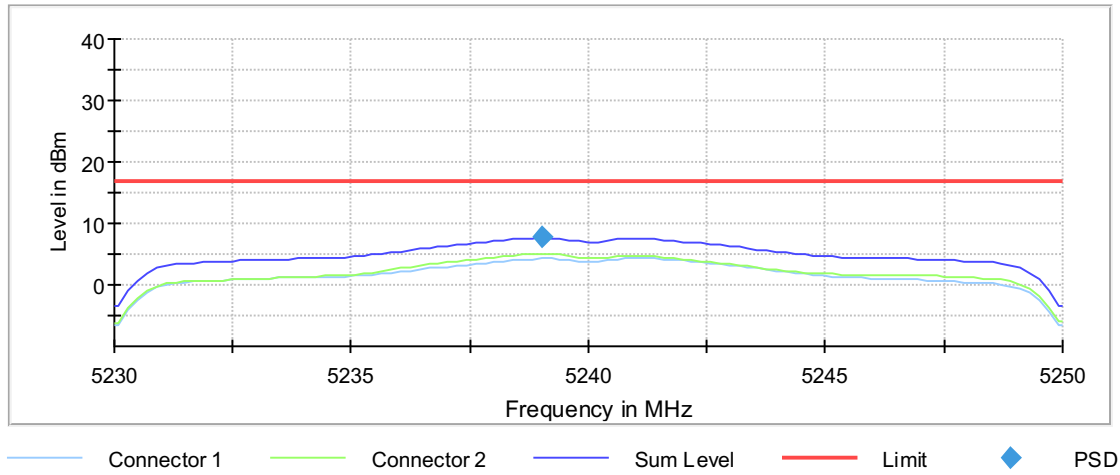
Result

DUT Frequency (MHz)	Frequency (MHz)	PSD (dBm)	Limit Max (dBm)	Result
5240.000000	5239.009901	7.674	17.0	PASS

Ports

Port	State
1	used
2	used

Power Spectral Density



Measurement

Setting	Instrument Value	Target Value
Start Frequency	5.23000 GHz	5.23000 GHz
Stop Frequency	5.25000 GHz	5.25000 GHz
Span	20.000 MHz	20.000 MHz
RBW	1.000 MHz	<= 1.000 MHz
VBW	3.000 MHz	>= 3.000 MHz
SweepPoints	101	~ 40
Sweptime	2.020 ms	2.020 ms
Reference Level	10.000 dBm	10.000 dBm
Attenuation	30.000 dB	AUTO
Detector	RMS	RMS
SweepCount	100	100
Filter	3 dB	3 dB
Trace Mode	Average Power	Average Power
SweepType	FFT	AUTO
Preamp	off	off

Occupied Channel Bandwidth 99% (5240 MHz; 24.000 dBm; 20 MHz)

Customized settings.

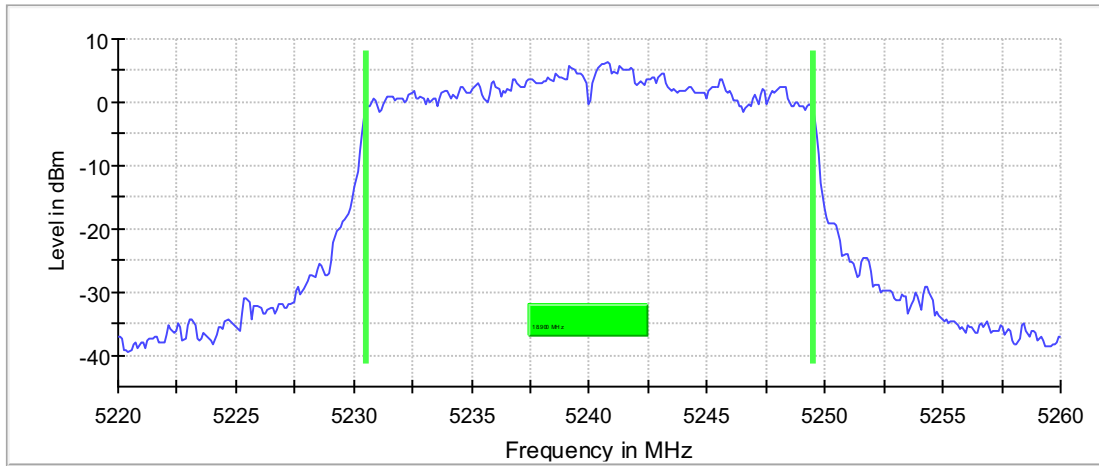
99 % Bandwidth

DUT Frequency (MHz)	Bandwidth (MHz)	Limit Min (MHz)	Limit Max (MHz)	Band Edge Left (MHz)	Band Edge Right (MHz)
5240.000000	18.900000	---	---	5230.550000	5249.450000

(continuation of the "99 % Bandwidth" table from column 6 ...)

DUT Frequency (MHz)	Result
5240.000000	PASS

99 % Bandwidth



Measurement

Setting	Instrument Value	Target Value
Start Frequency	5.22000 GHz	5.22000 GHz
Stop Frequency	5.26000 GHz	5.26000 GHz
Span	40.000 MHz	40.000 MHz
RBW	200.000 kHz	>= 200.000 kHz
VBW	1.000 MHz	>= 600.000 kHz
SweepPoints	400	~ 400
Sweeptime	28.477 μ s	AUTO
Reference Level	10.000 dBm	10.000 dBm
Attenuation	30.000 dB	AUTO
Detector	MaxPeak	MaxPeak
SweepCount	200	200
Filter	3 dB	3 dB
Trace Mode	Max Hold	Max Hold
SweepType	FFT	AUTO
Preamp	off	off

Emission Bandwidth 26 dB (5175 MHz; 24.000 dBm; 40 MHz)

Customized settings.

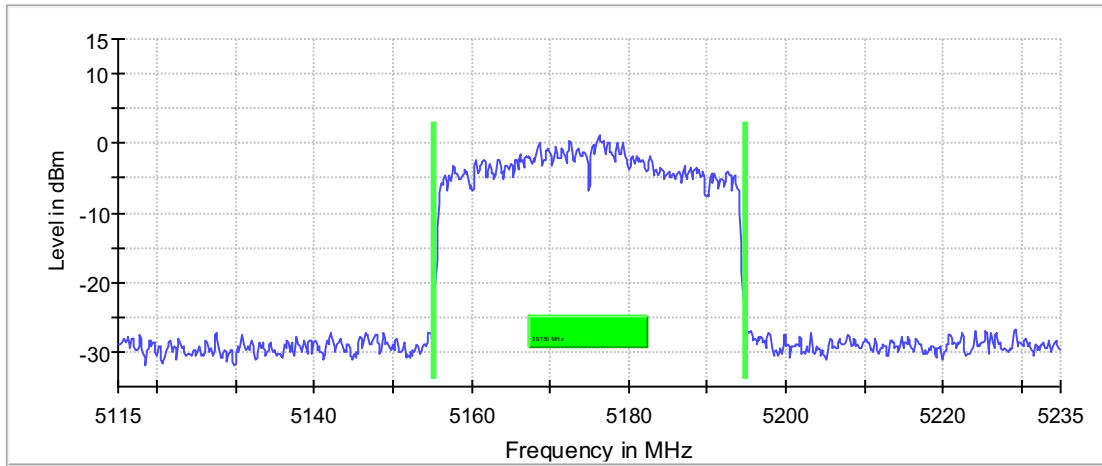
26 dB Bandwidth

DUT Frequency (MHz)	Bandwidth (MHz)	Limit Min (MHz)	Limit Max (MHz)	Band Edge Left (MHz)	Band Edge Right (MHz)
5175.000000	39.750000	---	---	5155.125000	5194.875000

(continuation of the "26 dB Bandwidth" table from column 6 ...)

DUT Frequency (MHz)	Max Level (dBm)	Result
5175.000000	1.1	PASS

26 dB Bandwidth



Measurement

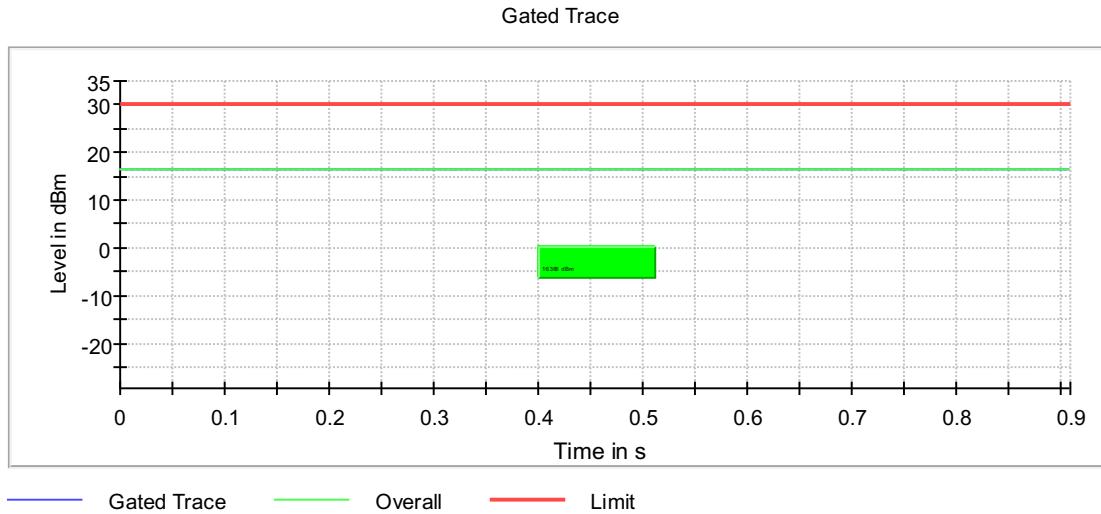
Setting	Instrument Value	Target Value
Start Frequency	5.11500 GHz	5.11500 GHz
Stop Frequency	5.23500 GHz	5.23500 GHz
Span	120.000 MHz	120.000 MHz
RBW	300.000 kHz	~ 400.000 kHz
VBW	1.000 MHz	>= 900.000 kHz
SweepPoints	800	~ 800
SweepTime	50.625 μ s	AUTO
Reference Level	20.000 dBm	20.000 dBm
Attenuation	40.000 dB	AUTO
Detector	MaxPeak	MaxPeak
SweepCount	200	200
Filter	3 dB	3 dB
Trace Mode	Max Hold	Max Hold
Sweeptype	FFT	AUTO
Preamp	off	off

RF output power (5175 MHz; 24.000 dBm; 40 MHz)

Customized settings.

Result

DUT Frequency (MHz)	Gated RMS (dBm)	Limit Max (dBm)	Gated EIRP (dBm)	DutyCycle (%)	Result
5175.000000	16.4	30.0	16.4	91.861	PASS



OSP PowerMeter settings

Setting	Instrument Value	Target Value
Measurement Time	1.000 s	1.000 s
Points	1000000	1000000
Time resolution	1.000 μ s	1.000 μ s

Power Spectral Density (5175 MHz; 24.000 dBm; 40 MHz)

Customized settings.

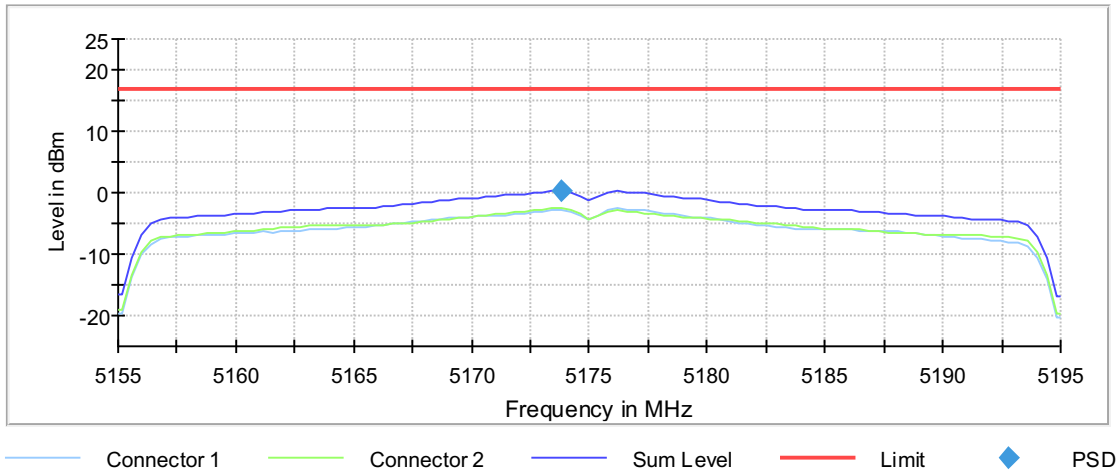
Result

DUT Frequency (MHz)	Frequency (MHz)	PSD (dBm)	Limit Max (dBm)	Result
5175.000000	5173.811881	0.301	17.0	PASS

Ports

Port	State
1	used
2	used

Power Spectral Density



Measurement

Setting	Instrument Value	Target Value
Start Frequency	5.15500 GHz	5.15500 GHz
Stop Frequency	5.19500 GHz	5.19500 GHz
Span	40.000 MHz	40.000 MHz
RBW	1.000 MHz	<= 1.000 MHz
VBW	3.000 MHz	>= 3.000 MHz
SweepPoints	101	~ 80
Sweptime	2.020 ms	2.020 ms
Reference Level	10.000 dBm	10.000 dBm
Attenuation	30.000 dB	AUTO
Detector	RMS	RMS
SweepCount	100	100
Filter	3 dB	3 dB
Trace Mode	Average Power	Average Power
SweepType	Sweep	AUTO
Preamp	off	off

Occupied Channel Bandwidth 99% (5175 MHz; 24.000 dBm; 40 MHz)

Customized settings.

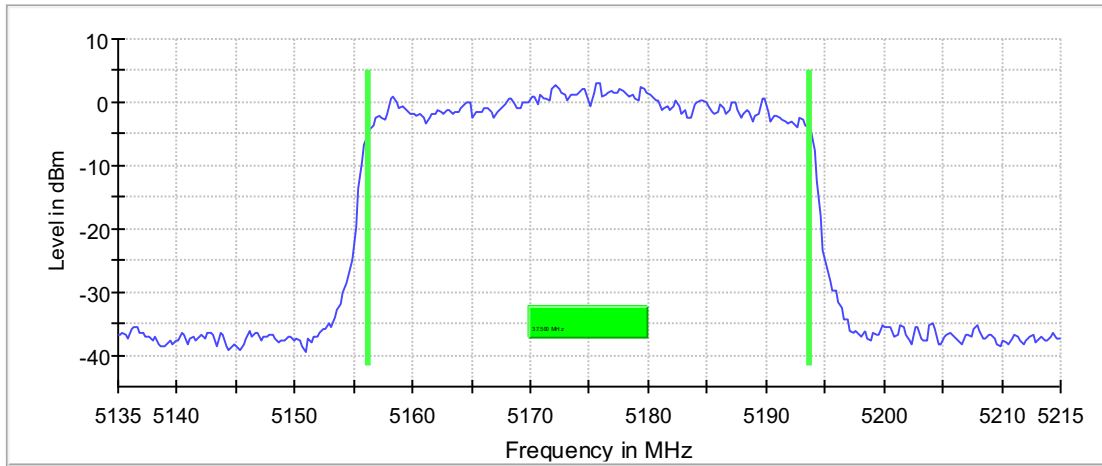
99 % Bandwidth

DUT Frequency (MHz)	Bandwidth (MHz)	Limit Min (MHz)	Limit Max (MHz)	Band Edge Left (MHz)	Band Edge Right (MHz)
5175.000000	37.500000	---	---	5156.125000	5193.625000

(continuation of the "99 % Bandwidth" table from column 6 ...)

DUT Frequency (MHz)	Result
5175.000000	PASS

99 % Bandwidth



Measurement

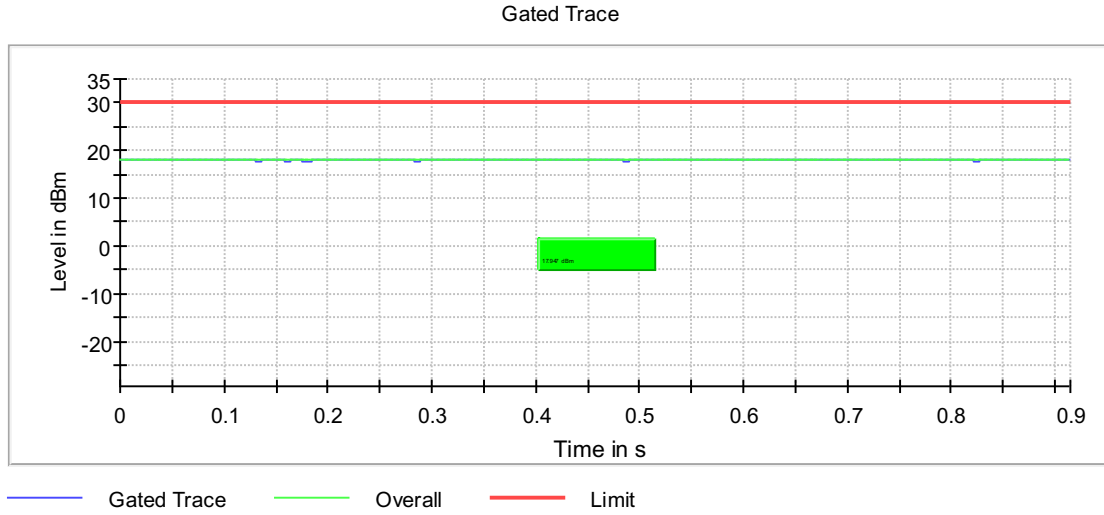
Setting	Instrument Value	Target Value
Start Frequency	5.13500 GHz	5.13500 GHz
Stop Frequency	5.21500 GHz	5.21500 GHz
Span	80.000 MHz	80.000 MHz
RBW	500.000 kHz	>= 400.000 kHz
VBW	2.000 MHz	>= 1.500 MHz
SweepPoints	320	~ 320
Sweeptime	18.906 μ s	AUTO
Reference Level	10.000 dBm	10.000 dBm
Attenuation	30.000 dB	AUTO
Detector	MaxPeak	MaxPeak
SweepCount	200	200
Filter	3 dB	3 dB
Trace Mode	Max Hold	Max Hold
Sweeptype	FFT	AUTO
Preamp	off	off

RF output power (5185 MHz; 24.000 dBm; 40 MHz)

Customized settings.

Result

DUT Frequency (MHz)	Gated RMS (dBm)	Limit Max (dBm)	Gated EIRP (dBm)	DutyCycle (%)	Result
5185.000000	17.9	30.0	17.9	91.851	PASS



OSP PowerMeter settings

Setting	Instrument Value	Target Value
Measurement Time	1.000 s	1.000 s
Points	1000000	1000000
Time resolution	1.000 μ s	1.000 μ s

Emission Bandwidth 26 dB (5200 MHz; 24.000 dBm; 40 MHz)

Customized settings.

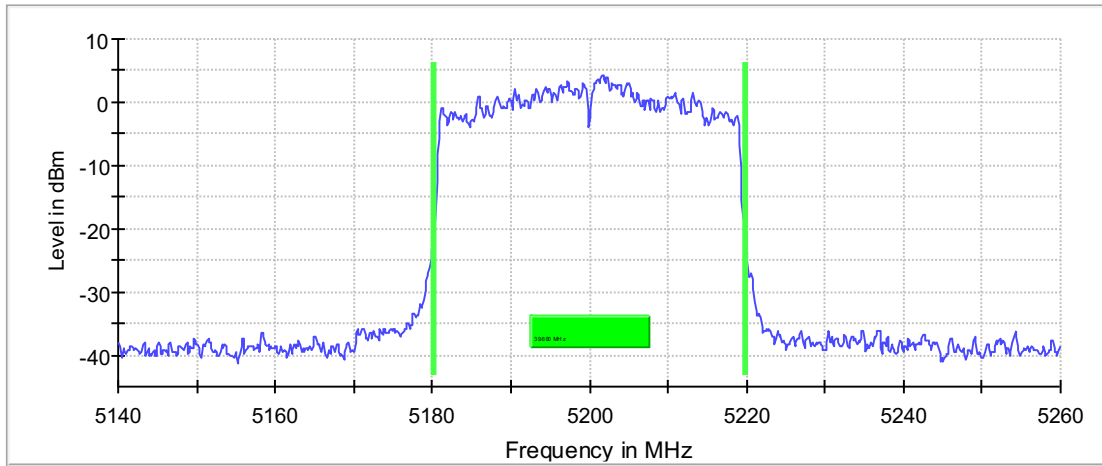
26 dB Bandwidth

DUT Frequency (MHz)	Bandwidth (MHz)	Limit Min (MHz)	Limit Max (MHz)	Band Edge Left (MHz)	Band Edge Right (MHz)
5200.000000	39.600000	---	---	5180.275000	5219.875000

(continuation of the "26 dB Bandwidth" table from column 6 ...)

DUT Frequency (MHz)	Max Level (dBm)	Result
5200.000000	4.3	PASS

26 dB Bandwidth



Measurement

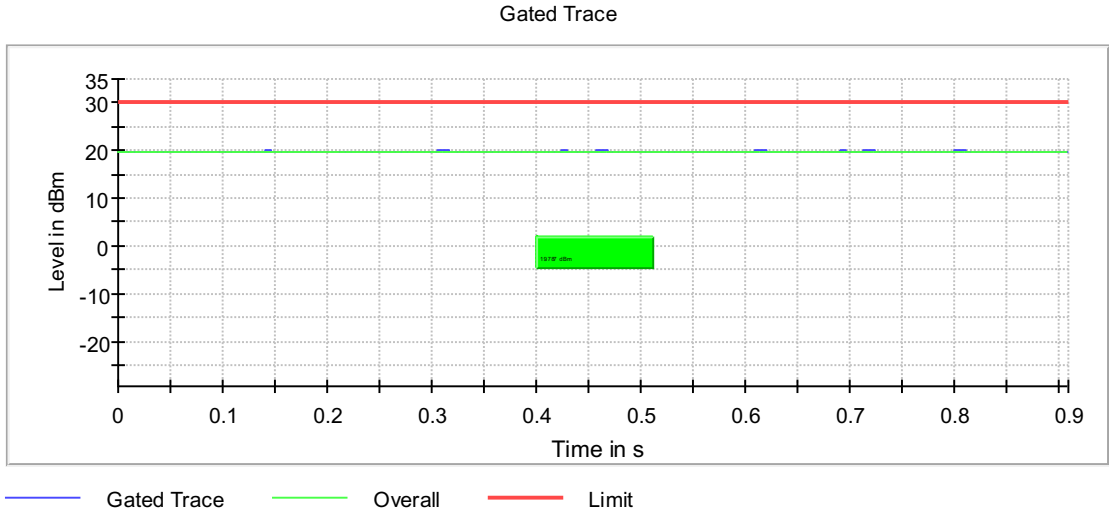
Setting	Instrument Value	Target Value
Start Frequency	5.14000 GHz	5.14000 GHz
Stop Frequency	5.26000 GHz	5.26000 GHz
Span	120.000 MHz	120.000 MHz
RBW	300.000 kHz	~ 400.000 kHz
VBW	1.000 MHz	>= 900.000 kHz
SweepPoints	800	~ 800
Sweeptime	50.625 μ s	AUTO
Reference Level	10.000 dBm	10.000 dBm
Attenuation	30.000 dB	AUTO
Detector	MaxPeak	MaxPeak
SweepCount	200	200
Filter	3 dB	3 dB
Trace Mode	Max Hold	Max Hold
Sweeptype	FFT	AUTO
Preamp	off	off

RF output power (5200 MHz; 24.000 dBm; 40 MHz)

Customized settings.

Result

DUT Frequency (MHz)	Gated RMS (dBm)	Limit Max (dBm)	Gated EIRP (dBm)	DutyCycle (%)	Result
5200.000000	19.8	30.0	19.8	91.779	PASS



OSP PowerMeter settings

Setting	Instrument Value	Target Value
Measurement Time	1.000 s	1.000 s
Points	1000000	1000000
Time resolution	1.000 µs	1.000 µs

Power Spectral Density (5200 MHz; 24.000 dBm; 40 MHz)

Customized settings.

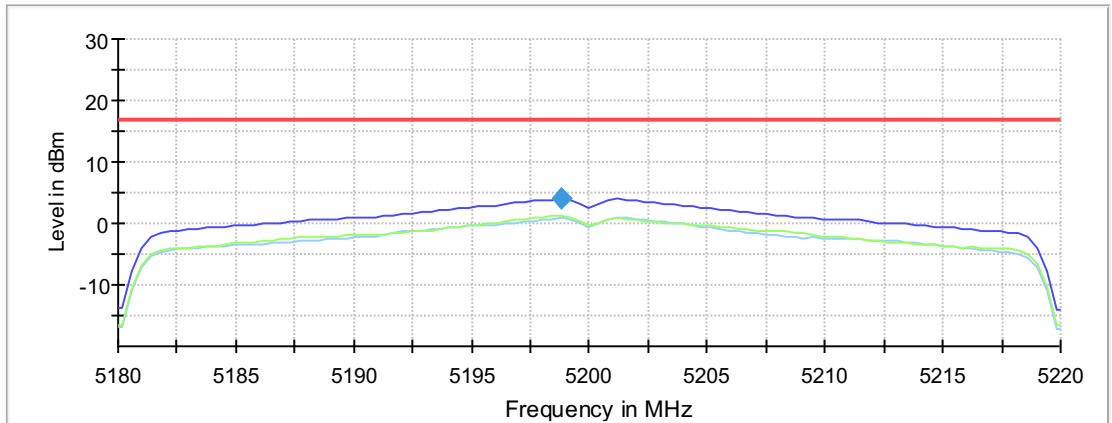
Result

DUT Frequency (MHz)	Frequency (MHz)	PSD (dBm)	Limit Max (dBm)	Result
5200.000000	5198.811881	4.063	17.0	PASS

Ports

Port	State
1	used
2	used

Power Spectral Density



— Connector 1 — Connector 2 — Sum Level — Limit ◆ PSD

Measurement

Setting	Instrument Value	Target Value
Start Frequency	5.18000 GHz	5.18000 GHz
Stop Frequency	5.22000 GHz	5.22000 GHz
Span	40.000 MHz	40.000 MHz
RBW	1.000 MHz	<= 1.000 MHz
VBW	3.000 MHz	>= 3.000 MHz
SweepPoints	101	~ 80
Sweptime	2.020 ms	2.020 ms
Reference Level	10.000 dBm	10.000 dBm
Attenuation	30.000 dB	AUTO
Detector	RMS	RMS
SweepCount	100	100
Filter	3 dB	3 dB
Trace Mode	Average Power	Average Power
SweepType	Sweep	AUTO
Preamp	off	off

Occupied Channel Bandwidth 99% (5200 MHz; 24.000 dBm; 40 MHz)

Customized settings.

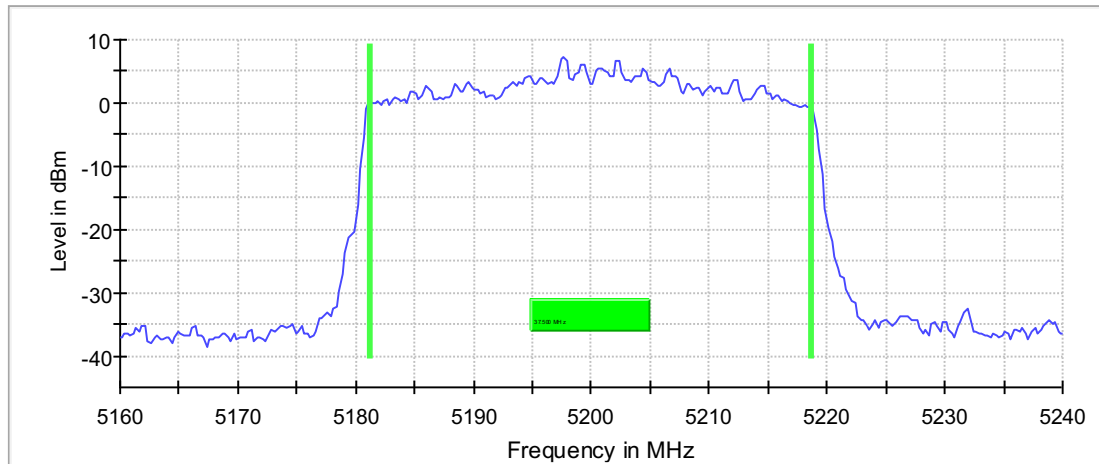
99 % Bandwidth

DUT Frequency (MHz)	Bandwidth (MHz)	Limit Min (MHz)	Limit Max (MHz)	Band Edge Left (MHz)	Band Edge Right (MHz)
5200.000000	37.500000	---	---	5181.125000	5218.625000

(continuation of the "99 % Bandwidth" table from column 6 ...)

DUT Frequency (MHz)	Result
5200.000000	PASS

99 % Bandwidth



Measurement

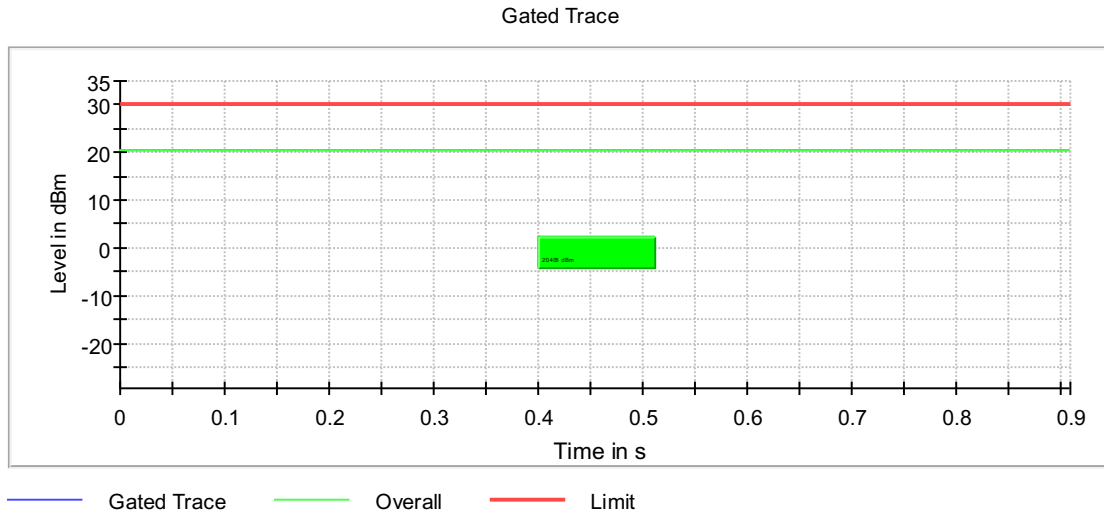
Setting	Instrument Value	Target Value
Start Frequency	5.16000 GHz	5.16000 GHz
Stop Frequency	5.24000 GHz	5.24000 GHz
Span	80.000 MHz	80.000 MHz
RBW	500.000 kHz	>= 400.000 kHz
VBW	2.000 MHz	>= 1.500 MHz
SweepPoints	320	~ 320
Sweeptime	18.906 μ s	AUTO
Reference Level	10.000 dBm	10.000 dBm
Attenuation	30.000 dB	AUTO
Detector	MaxPeak	MaxPeak
SweepCount	200	200
Filter	3 dB	3 dB
Trace Mode	Max Hold	Max Hold
SweepType	FFT	AUTO
Preamp	off	off

RF output power (5215 MHz; 24.000 dBm; 40 MHz)

Customized settings.

Result

DUT Frequency (MHz)	Gated RMS (dBm)	Limit Max (dBm)	Gated EIRP (dBm)	DutyCycle (%)	Result
5215.000000	20.4	30.0	20.4	91.793	PASS



OSP PowerMeter settings

Setting	Instrument Value	Target Value
Measurement Time	1.000 s	1.000 s
Points	1000000	1000000
Time resolution	1.000 μ s	1.000 μ s

Emission Bandwidth 26 dB (5230 MHz; 24.000 dBm; 40 MHz)

Customized settings.

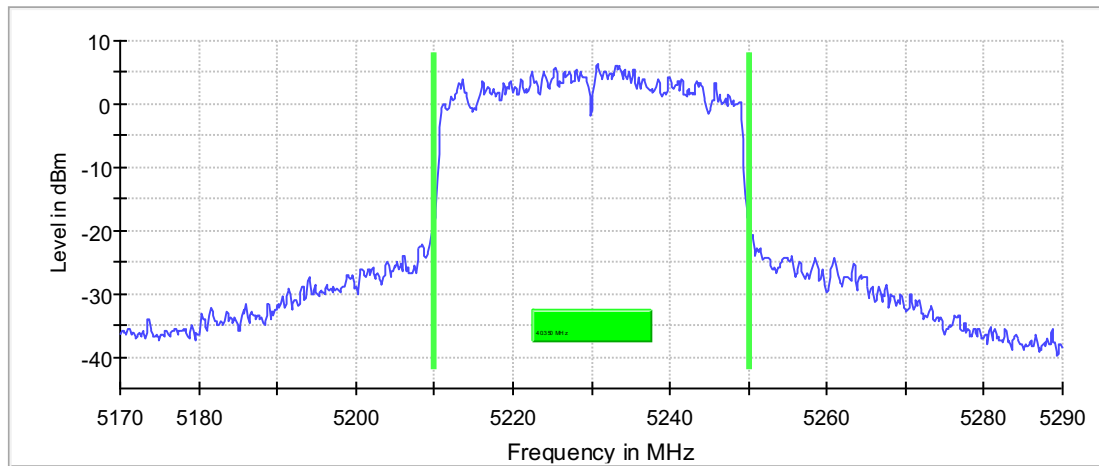
26 dB Bandwidth

DUT Frequency (MHz)	Bandwidth (MHz)	Limit Min (MHz)	Limit Max (MHz)	Band Edge Left (MHz)	Band Edge Right (MHz)
5230.000000	40.350000	---	---	5209.825000	5250.175000

(continuation of the "26 dB Bandwidth" table from column 6 ...)

DUT Frequency (MHz)	Max Level (dBm)	Result
5230.000000	6.2	PASS

26 dB Bandwidth



Measurement

Setting	Instrument Value	Target Value
Start Frequency	5.17000 GHz	5.17000 GHz
Stop Frequency	5.29000 GHz	5.29000 GHz
Span	120.000 MHz	120.000 MHz
RBW	300.000 kHz	~ 400.000 kHz
VBW	1.000 MHz	>= 900.000 kHz
SweepPoints	800	~ 800
Sweeptime	50.625 μ s	AUTO
Reference Level	10.000 dBm	10.000 dBm
Attenuation	30.000 dB	AUTO
Detector	MaxPeak	MaxPeak
SweepCount	200	200
Filter	3 dB	3 dB
Trace Mode	Max Hold	Max Hold
Sweeptype	FFT	AUTO
Preamp	off	off

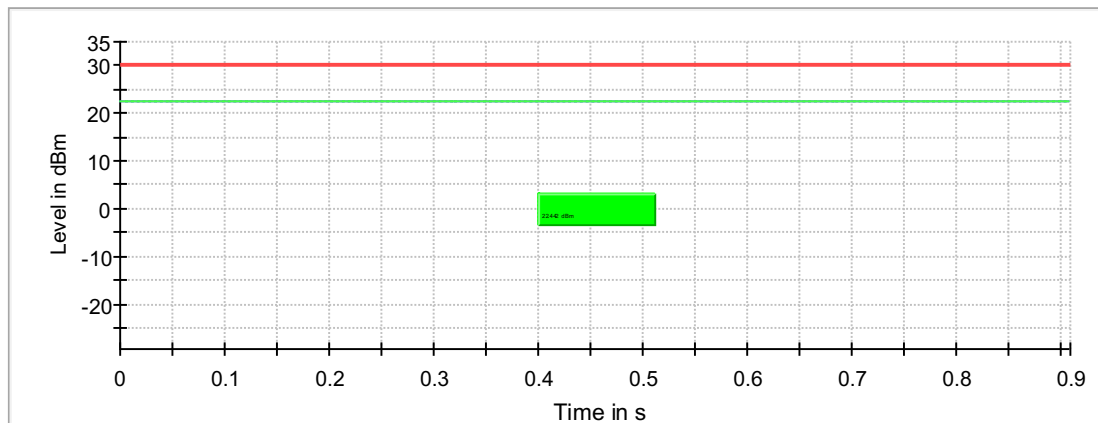
RF output power (5230 MHz; 24.000 dBm; 40 MHz)

Customized settings.

Result

DUT Frequency (MHz)	Gated RMS (dBm)	Limit Max (dBm)	Gated EIRP (dBm)	DutyCycle (%)	Result
5230.000000	22.4	30.0	22.4	91.798	PASS

Gated Trace



— Gated Trace — Overall — Limit

OSP PowerMeter settings

Setting	Instrument Value	Target Value
Measurement Time	1.000 s	1.000 s
Points	1000000	1000000
Time resolution	1.000 μ s	1.000 μ s

Power Spectral Density (5230 MHz; 24.000 dBm; 40 MHz)

Customized settings.

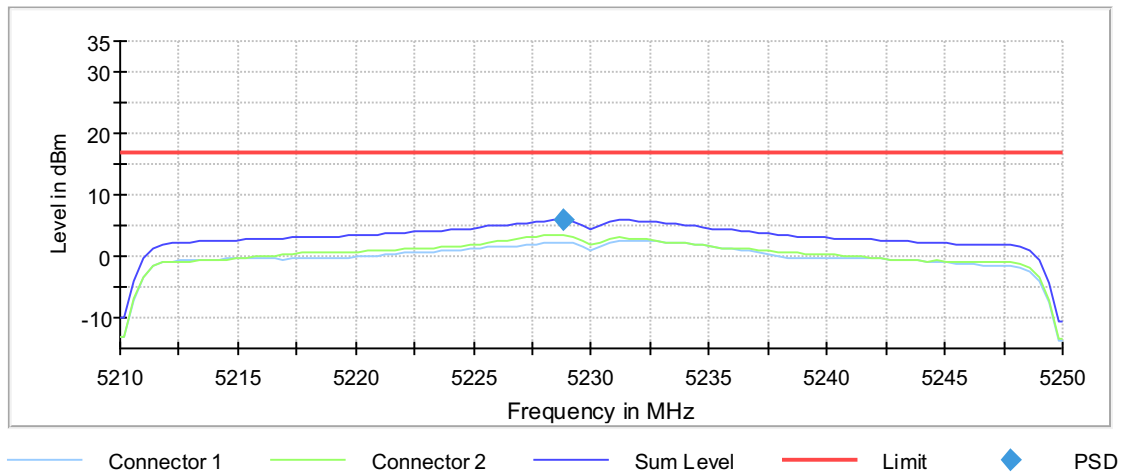
Result

DUT Frequency (MHz)	Frequency (MHz)	PSD (dBm)	Limit Max (dBm)	Result
5230.000000	5228.811881	5.907	17.0	PASS

Ports

Port	State
1	used
2	used

Power Spectral Density



Measurement

Setting	Instrument Value	Target Value
Start Frequency	5.21000 GHz	5.21000 GHz
Stop Frequency	5.25000 GHz	5.25000 GHz
Span	40.000 MHz	40.000 MHz
RBW	1.000 MHz	<= 1.000 MHz
VBW	3.000 MHz	>= 3.000 MHz
SweepPoints	101	~ 80
Sweeptime	2.020 ms	2.020 ms
Reference Level	10.000 dBm	10.000 dBm
Attenuation	30.000 dB	AUTO
Detector	RMS	RMS
SweepCount	100	100
Filter	3 dB	3 dB
Trace Mode	Average Power	Average Power
Sweeptype	Sweep	AUTO
Preamp	off	off

Occupied Channel Bandwidth 99% (5230 MHz; 24.000 dBm; 40 MHz)

Customized settings.

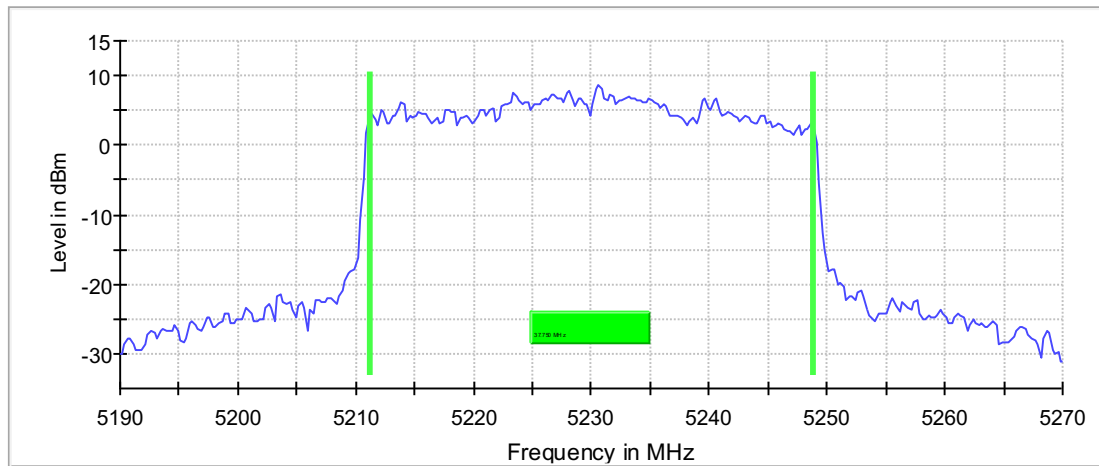
99 % Bandwidth

DUT Frequency (MHz)	Bandwidth (MHz)	Limit Min (MHz)	Limit Max (MHz)	Band Edge Left (MHz)	Band Edge Right (MHz)
5230.000000	37.750000	---	---	5211.125000	5248.875000

(continuation of the "99 % Bandwidth" table from column 6 ...)

DUT Frequency (MHz)	Result
5230.000000	PASS

99 % Bandwidth



Measurement

Setting	Instrument Value	Target Value
Start Frequency	5.19000 GHz	5.19000 GHz
Stop Frequency	5.27000 GHz	5.27000 GHz
Span	80.000 MHz	80.000 MHz
RBW	500.000 kHz	>= 400.000 kHz
VBW	2.000 MHz	>= 1.500 MHz
SweepPoints	320	~ 320
Sweeptime	18.906 μ s	AUTO
Reference Level	10.000 dBm	10.000 dBm
Attenuation	30.000 dB	AUTO
Detector	MaxPeak	MaxPeak
SweepCount	200	200
Filter	3 dB	3 dB
Trace Mode	Max Hold	Max Hold
Sweeptype	FFT	AUTO
Preamp	off	off

Emission Bandwidth 26 dB (5195 MHz; 24.000 dBm; 80 MHz)

Customized settings.

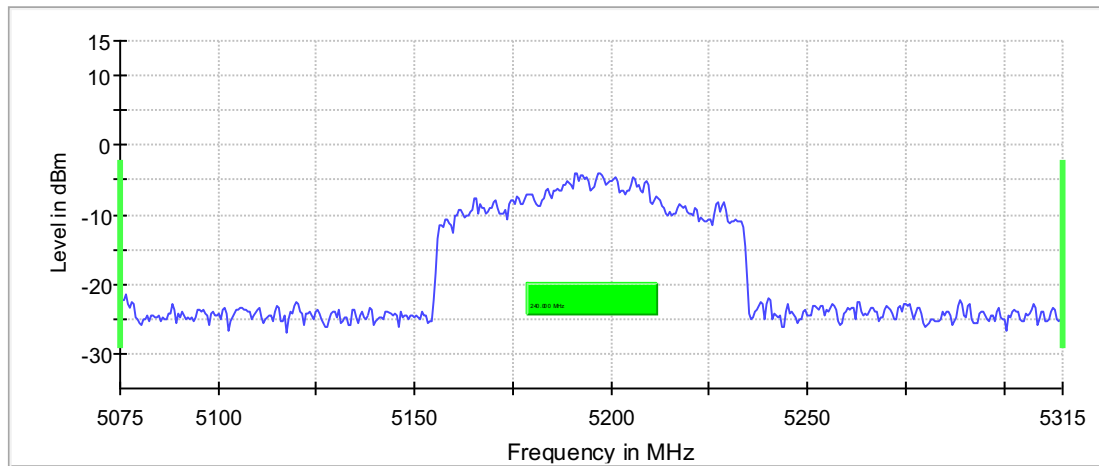
26 dB Bandwidth

DUT Frequency (MHz)	Bandwidth (MHz)	Limit Min (MHz)	Limit Max (MHz)	Band Edge Left (MHz)	Band Edge Right (MHz)
5195.000000	240.000000	---	---	5075.000000	5315.000000

(continuation of the "26 dB Bandwidth" table from column 6 ...)

DUT Frequency (MHz)	Max Level (dBm)	Result
5195.000000	-4.0	PASS

26 dB Bandwidth



Measurement

Setting	Instrument Value	Target Value
Start Frequency	5.07500 GHz	5.07500 GHz
Stop Frequency	5.31500 GHz	5.31500 GHz
Span	240.000 MHz	240.000 MHz
RBW	1.000 MHz	~ 800.000 kHz
VBW	3.000 MHz	>= 3.000 MHz
SweepPoints	480	~ 480
Sweeptime	32.406 μ s	AUTO
Reference Level	20.000 dBm	20.000 dBm
Attenuation	40.000 dB	AUTO
Detector	MaxPeak	MaxPeak
SweepCount	200	200
Filter	3 dB	3 dB
Trace Mode	Max Hold	Max Hold
Sweeptype	FFT	AUTO
Preamp	off	off

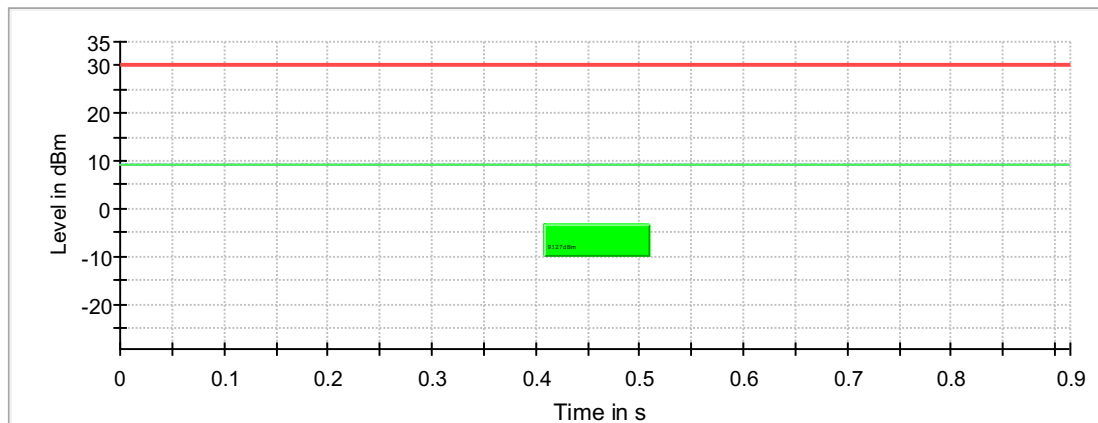
RF output power (5195 MHz; 24.000 dBm; 80 MHz)

Customized settings.

Result

DUT Frequency (MHz)	Gated RMS (dBm)	Limit Max (dBm)	Gated EIRP (dBm)	DutyCycle (%)	Result
5195.000000	9.1	30.0	9.1	91.746	PASS

Gated Trace



— Gated Trace
 — Overall
 — Limit

OSP PowerMeter settings

Setting	Instrument Value	Target Value
Measurement Time	1.000 s	1.000 s
Points	1000000	1000000
Time resolution	1.000 μ s	1.000 μ s

Power Spectral Density (5195 MHz; 24.000 dBm; 80 MHz)

Customized settings.

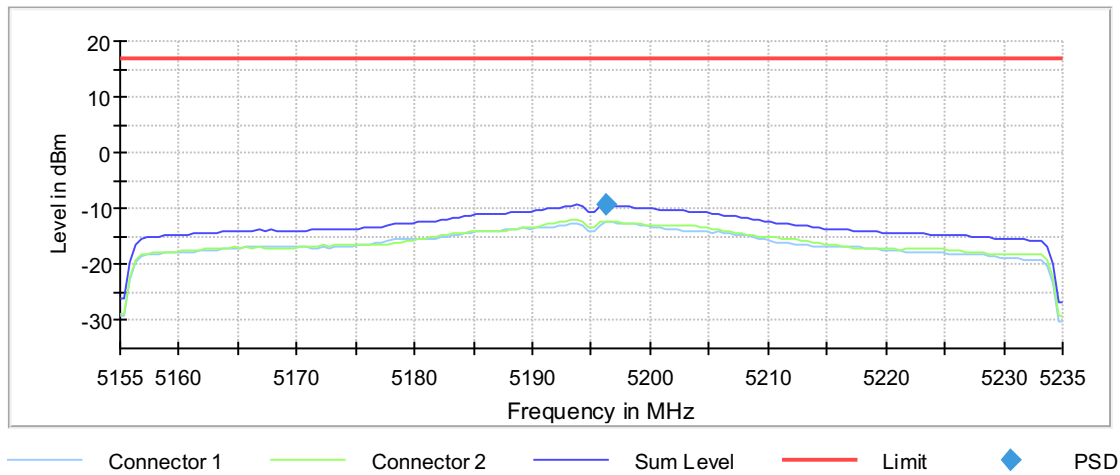
Result

DUT Frequency (MHz)	Frequency (MHz)	PSD (dBm)	Limit Max (dBm)	Result
5195.000000	5196.250000	-9.299	17.0	PASS

Ports

Port	State
1	used
2	used

Power Spectral Density



Measurement

Setting	Instrument Value	Target Value
Start Frequency	5.15500 GHz	5.15500 GHz
Stop Frequency	5.23500 GHz	5.23500 GHz
Span	80.000 MHz	80.000 MHz
RBW	1.000 MHz	<= 1.000 MHz
VBW	3.000 MHz	>= 3.000 MHz
SweepPoints	160	~ 160
Sweeptime	3.200 ms	3.200 ms
Reference Level	0.000 dBm	0.000 dBm
Attenuation	20.000 dB	AUTO
Detector	RMS	RMS
SweepCount	100	100
Filter	3 dB	3 dB
Trace Mode	Average Power	Average Power
Sweeptype	Sweep	AUTO
Preamp	off	off

Occupied Channel Bandwidth 99% (5195 MHz; 24.000 dBm; 80 MHz)

Customized settings.

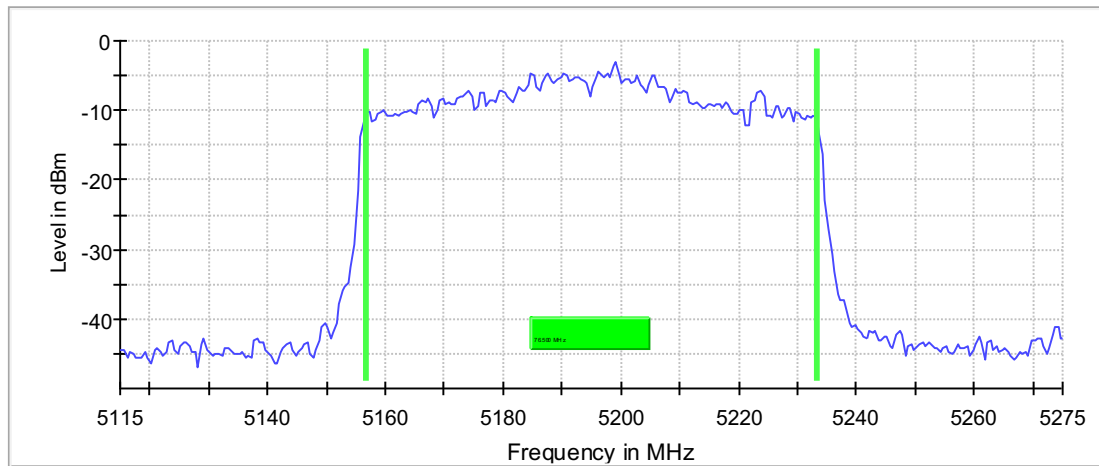
99 % Bandwidth

DUT Frequency (MHz)	Bandwidth (MHz)	Limit Min (MHz)	Limit Max (MHz)	Band Edge Left (MHz)	Band Edge Right (MHz)
5195.000000	76.500000	---	---	5156.750000	5233.250000

(continuation of the "99 % Bandwidth" table from column 6 ...)

DUT Frequency (MHz)	Result
5195.000000	PASS

99 % Bandwidth



Measurement

Setting	Instrument Value	Target Value
Start Frequency	5.11500 GHz	5.11500 GHz
Stop Frequency	5.27500 GHz	5.27500 GHz
Span	160.000 MHz	160.000 MHz
RBW	1.000 MHz	>= 800.000 kHz
VBW	3.000 MHz	>= 3.000 MHz
SweepPoints	320	~ 320
Sweeptime	22.875 μ s	AUTO
Reference Level	0.000 dBm	0.000 dBm
Attenuation	20.000 dB	AUTO
Detector	MaxPeak	MaxPeak
SweepCount	200	200
Filter	3 dB	3 dB
Trace Mode	Max Hold	Max Hold
Sweeptype	FFT	AUTO
Preamp	off	off

Emission Bandwidth 26 dB (5200 MHz; 24.000 dBm; 80 MHz)

Customized settings.

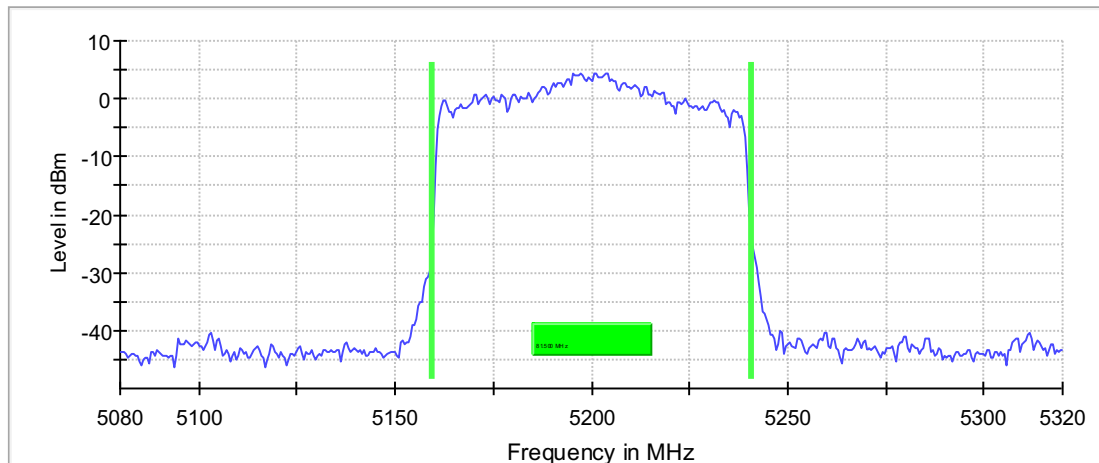
26 dB Bandwidth

DUT Frequency (MHz)	Bandwidth (MHz)	Limit Min (MHz)	Limit Max (MHz)	Band Edge Left (MHz)	Band Edge Right (MHz)
5200.000000	81.500000	---	---	5159.250000	5240.750000

(continuation of the "26 dB Bandwidth" table from column 6 ...)

DUT Frequency (MHz)	Max Level (dBm)	Result
5200.000000	4.5	PASS

26 dB Bandwidth



Measurement

Setting	Instrument Value	Target Value
Start Frequency	5.08000 GHz	5.08000 GHz
Stop Frequency	5.32000 GHz	5.32000 GHz
Span	240.000 MHz	240.000 MHz
RBW	1.000 MHz	~ 800.000 kHz
VBW	3.000 MHz	>= 3.000 MHz
SweepPoints	480	~ 480
Sweeptime	32.406 μ s	AUTO
Reference Level	0.000 dBm	0.000 dBm
Attenuation	20.000 dB	AUTO
Detector	MaxPeak	MaxPeak
SweepCount	200	200
Filter	3 dB	3 dB
Trace Mode	Max Hold	Max Hold
Sweeptype	FFT	AUTO
Preamp	off	off

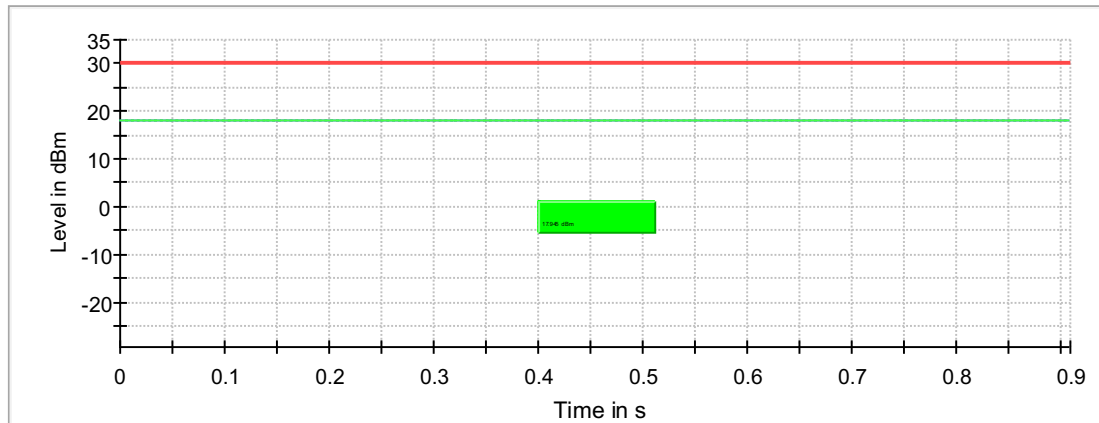
RF output power (5200 MHz; 24.000 dBm; 80 MHz)

Customized settings.

Result

DUT Frequency (MHz)	Gated RMS (dBm)	Limit Max (dBm)	Gated EIRP (dBm)	DutyCycle (%)	Result
5200.000000	17.9	30.0	17.9	91.724	PASS

Gated Trace



— Gated Trace — Overall — Limit

OSP PowerMeter settings

Setting	Instrument Value	Target Value
Measurement Time	1.000 s	1.000 s
Points	1000000	1000000
Time resolution	1.000 μ s	1.000 μ s

Power Spectral Density (5200 MHz; 24.000 dBm; 80 MHz)

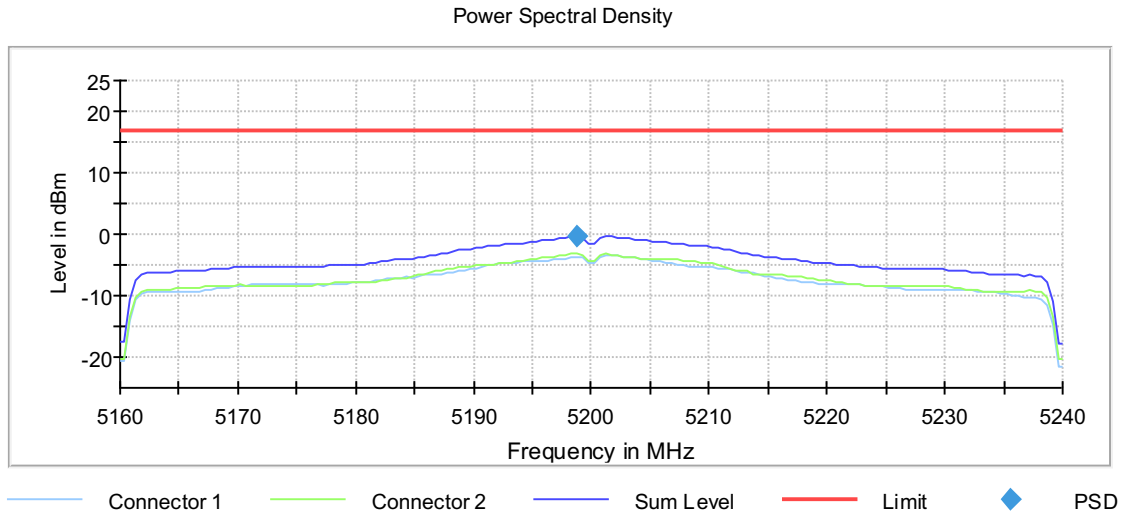
Customized settings.

Result

DUT Frequency (MHz)	Frequency (MHz)	PSD (dBm)	Limit Max (dBm)	Result
5200.000000	5198.750000	-0.326	17.0	PASS

Ports

Port	State
1	used
2	used



Measurement

Setting	Instrument Value	Target Value
Start Frequency	5.16000 GHz	5.16000 GHz
Stop Frequency	5.24000 GHz	5.24000 GHz
Span	80.000 MHz	80.000 MHz
RBW	1.000 MHz	<= 1.000 MHz
VBW	3.000 MHz	>= 3.000 MHz
SweepPoints	160	~ 160
SweepTime	3.200 ms	3.200 ms
Reference Level	10.000 dBm	10.000 dBm
Attenuation	30.000 dB	AUTO
Detector	RMS	RMS
SweepCount	100	100
Filter	3 dB	3 dB
Trace Mode	Average Power	Average Power
Sweeptype	Sweep	AUTO
Preamp	off	off

Occupied Channel Bandwidth 99% (5200 MHz; 24.000 dBm; 80 MHz)

Customized settings.

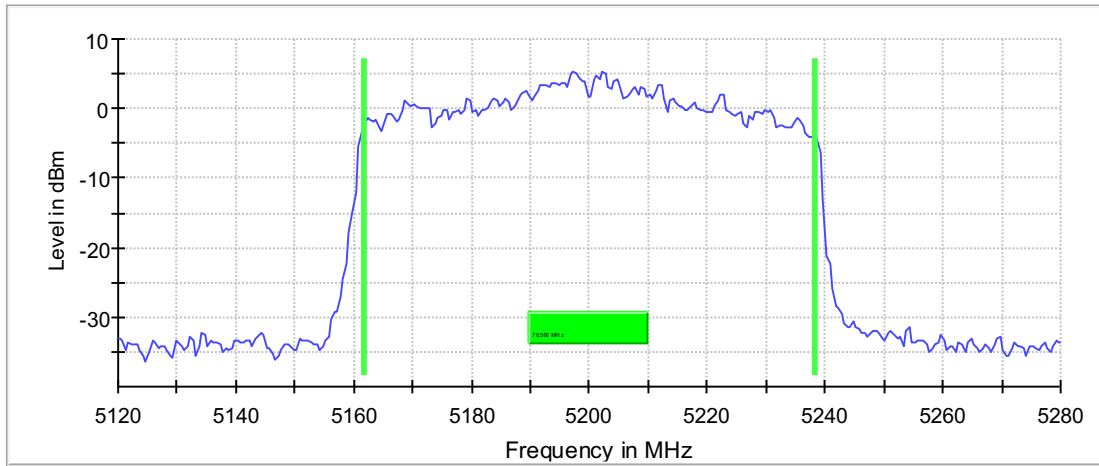
99 % Bandwidth

DUT Frequency (MHz)	Bandwidth (MHz)	Limit Min (MHz)	Limit Max (MHz)	Band Edge Left (MHz)	Band Edge Right (MHz)
5200.000000	76.500000	---	---	5161.750000	5238.250000

(continuation of the "99 % Bandwidth" table from column 6 ...)

DUT Frequency (MHz)	Result
5200.000000	PASS

99 % Bandwidth



Measurement

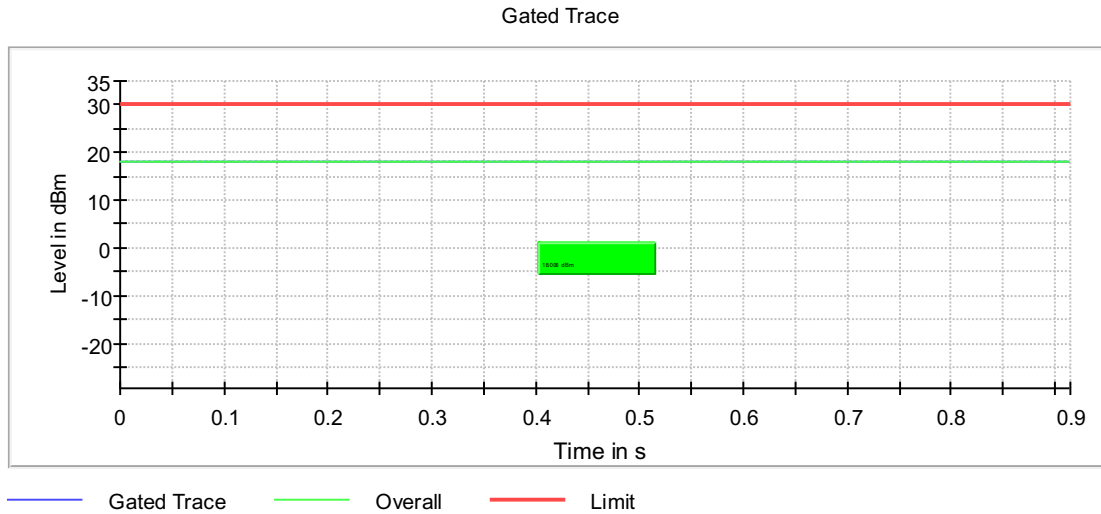
Setting	Instrument Value	Target Value
Start Frequency	5.12000 GHz	5.12000 GHz
Stop Frequency	5.28000 GHz	5.28000 GHz
Span	160.000 MHz	160.000 MHz
RBW	1.000 MHz	>= 800.000 kHz
VBW	3.000 MHz	>= 3.000 MHz
SweepPoints	320	~ 320
Sweeptime	22.875 μ s	AUTO
Reference Level	10.000 dBm	10.000 dBm
Attenuation	30.000 dB	AUTO
Detector	MaxPeak	MaxPeak
SweepCount	200	200
Filter	3 dB	3 dB
Trace Mode	Max Hold	Max Hold
Sweeptype	FFT	AUTO
Preamp	off	off

RF output power (5205 MHz; 24.000 dBm; 80 MHz)

Customized settings.

Result

DUT Frequency (MHz)	Gated RMS (dBm)	Limit Max (dBm)	Gated EIRP (dBm)	DutyCycle (%)	Result
5205.000000	18.0	30.0	18.0	91.721	PASS



OSP PowerMeter settings

Setting	Instrument Value	Target Value
Measurement Time	1.000 s	1.000 s
Points	1000000	1000000
Time resolution	1.000 μ s	1.000 μ s

Emission Bandwidth 26 dB (5210 MHz; 24.000 dBm; 80 MHz)

Customized settings.

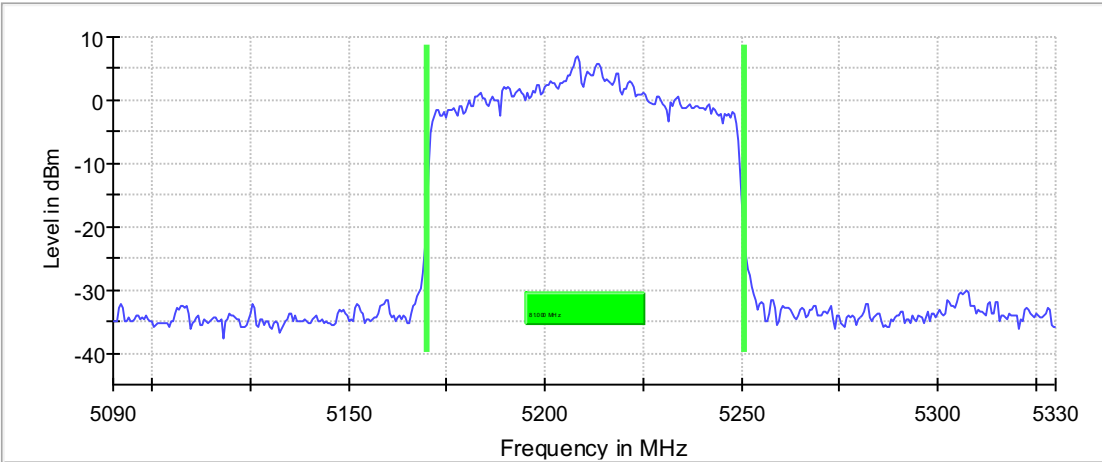
26 dB Bandwidth

DUT Frequency (MHz)	Bandwidth (MHz)	Limit Min (MHz)	Limit Max (MHz)	Band Edge Left (MHz)	Band Edge Right (MHz)
5210.000000	81.000000	---	---	5169.750000	5250.750000

(continuation of the "26 dB Bandwidth" table from column 6 ...)

DUT Frequency (MHz)	Max Level (dBm)	Result
5210.000000	6.8	PASS

26 dB Bandwidth



Measurement

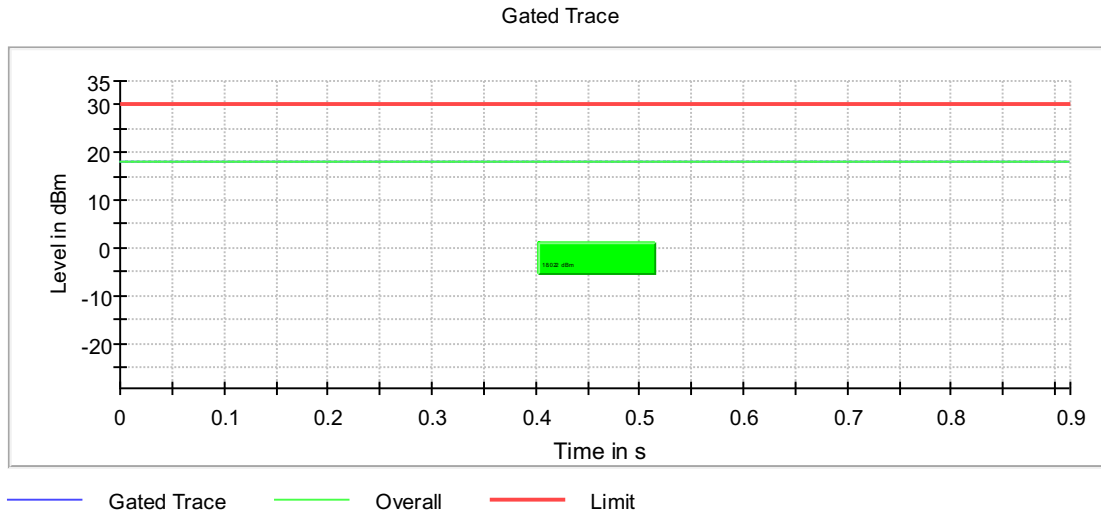
Setting	Instrument Value	Target Value
Start Frequency	5.09000 GHz	5.09000 GHz
Stop Frequency	5.33000 GHz	5.33000 GHz
Span	240.000 MHz	240.000 MHz
RBW	1.000 MHz	~ 800.000 kHz
VBW	3.000 MHz	>= 3.000 MHz
SweepPoints	480	~ 480
Sweeptime	32.406 μs	AUTO
Reference Level	10.000 dBm	10.000 dBm
Attenuation	30.000 dB	AUTO
Detector	MaxPeak	MaxPeak
SweepCount	200	200
Filter	3 dB	3 dB
Trace Mode	Max Hold	Max Hold
Sweeptype	FFT	AUTO
Preamp	off	off

RF output power (5210 MHz; 24.000 dBm; 80 MHz)

Customized settings.

Result

DUT Frequency (MHz)	Gated RMS (dBm)	Limit Max (dBm)	Gated EIRP (dBm)	DutyCycle (%)	Result
5210.000000	18.0	30.0	18.0	91.738	PASS



OSP PowerMeter settings

Setting	Instrument Value	Target Value
Measurement Time	1.000 s	1.000 s
Points	1000000	1000000
Time resolution	1.000 μ s	1.000 μ s

Power Spectral Density (5210 MHz; 24.000 dBm; 80 MHz)

Customized settings.

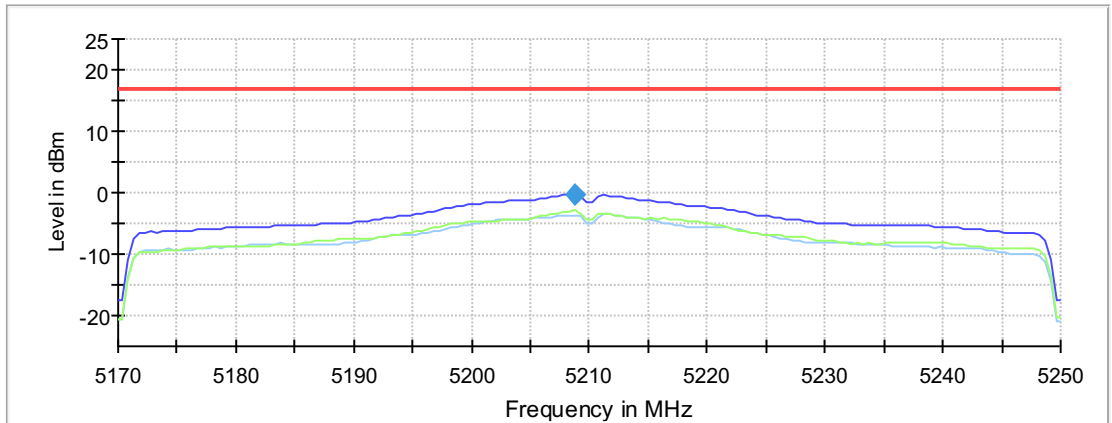
Result

DUT Frequency (MHz)	Frequency (MHz)	PSD (dBm)	Limit Max (dBm)	Result
5210.000000	5208.750000	-0.282	17.0	PASS

Ports

Port	State
1	used
2	used

Power Spectral Density



Connector 1 Connector 2 Sum Level Limit PSD

Measurement

Setting	Instrument Value	Target Value
Start Frequency	5.17000 GHz	5.17000 GHz
Stop Frequency	5.25000 GHz	5.25000 GHz
Span	80.000 MHz	80.000 MHz
RBW	1.000 MHz	<= 1.000 MHz
VBW	3.000 MHz	>= 3.000 MHz
SweepPoints	160	~ 160
Sweeptime	3.200 ms	3.200 ms
Reference Level	10.000 dBm	10.000 dBm
Attenuation	30.000 dB	AUTO
Detector	RMS	RMS
SweepCount	100	100
Filter	3 dB	3 dB
Trace Mode	Average Power	Average Power
Sweeptype	Sweep	AUTO
Preamp	off	off

Occupied Channel Bandwidth 99% (5210 MHz; 24.000 dBm; 80 MHz)

Customized settings.

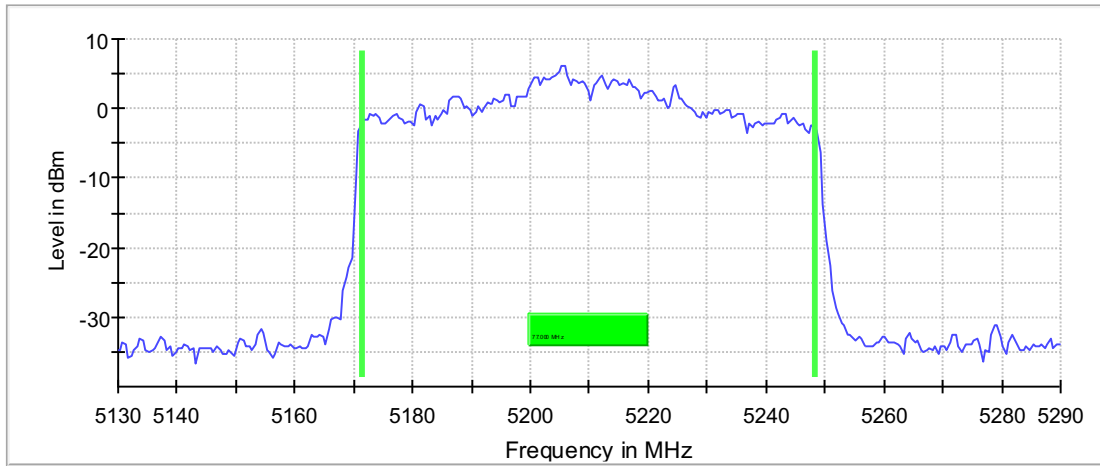
99 % Bandwidth

DUT Frequency (MHz)	Bandwidth (MHz)	Limit Min (MHz)	Limit Max (MHz)	Band Edge Left (MHz)	Band Edge Right (MHz)
5210.000000	77.000000	---	---	5171.250000	5248.250000

(continuation of the "99 % Bandwidth" table from column 6 ...)

DUT Frequency (MHz)	Result
5210.000000	PASS

99 % Bandwidth



Measurement

Setting	Instrument Value	Target Value
Start Frequency	5.13000 GHz	5.13000 GHz
Stop Frequency	5.29000 GHz	5.29000 GHz
Span	160.000 MHz	160.000 MHz
RBW	1.000 MHz	>= 800.000 kHz
VBW	3.000 MHz	>= 3.000 MHz
SweepPoints	320	~ 320
Sweeptime	22.875 μ s	AUTO
Reference Level	10.000 dBm	10.000 dBm
Attenuation	30.000 dB	AUTO
Detector	MaxPeak	MaxPeak
SweepCount	200	200
Filter	3 dB	3 dB
Trace Mode	Max Hold	Max Hold
Sweeptype	FFT	AUTO
Preamp	off	off