



427 West 12800 South  
Draper, UT 84020

## Test Report Attachment

<b>FCC ID</b>	SWX-UXGEP
<b>ISED ID</b>	6545A-UXGEP
<b>Equipment Under Test</b>	UXG-Enterprise
<b>Test Report Serial Number</b>	TR8917_01
<b>Date of Test</b>	27 March 2024
<b>Report Issue Date</b>	1 May 2024

### Test Personnel

<b>Testing performed by</b>	Evan Hartzell
-----------------------------	---------------

### Test Location

Testing was performed at the Unified Compliance Laboratory located at 427 West 12800 South, Draper, UT 84020. Unified Compliance Laboratory is accredited by National Voluntary Laboratory Accreditation Program (NVLAP); NVLAP Code 600241-0 which is effective until 30 June 2024. This site has also been registered with Innovations, Science and Economic Development (ISED) department as was accepted under Appendix B, Phase 1 procedures of the APEC Tel MRA for Canadian recognition. ISED No.: 25346, effective until 30 June 2024. Unified Compliance Laboratory has been assigned Conformity Assessment Number US0223 by ISED and MRA US5037.



# 1 BLE Band

## 1.1 Summary

Test	Frequency (MHz)	Nominal Power (dBm)	Nominal Bandwidth (MHz)	Result
RF output power	2402.000	15.0	1.000000	PASS
Minimum Emission Bandwidth 6 dB	2402.000	15.0	1.000000	PASS
Peak Power Spectral Density	2402.000	15.0	1.000000	PASS
Occupied Channel Bandwidth 99%	2402.000	15.0	1.000000	PASS
Band Edge low	2402.000	15.0	1.000000	PASS
Tx Spurious Emission	2402.000	15.0	1.000000	PASS
Emissions in restricted frequency bands (Average)	2402.000	15.0	1.000000	PASS
Minimum Emission Bandwidth 6 dB	2442.000	15.0	1.000000	PASS
Peak Power Spectral Density	2442.000	15.0	1.000000	PASS
Occupied Channel Bandwidth 99%	2442.000	15.0	1.000000	PASS
Tx Spurious Emission	2442.000	15.0	1.000000	PASS
Emissions in restricted frequency bands (Average)	2442.000	15.0	1.000000	PASS
Minimum Emission Bandwidth 6 dB	2480.000	15.0	1.000000	PASS
Peak Power Spectral Density	2480.000	15.0	1.000000	PASS
Occupied Channel Bandwidth 99%	2480.000	15.0	1.000000	PASS
Band Edge high	2480.000	15.0	1.000000	PASS
Tx Spurious Emission	2480.000	15.0	1.000000	PASS
Emissions in restricted frequency bands (Average)	2480.000	15.0	1.000000	PASS

## RF output power (2402 MHz; 15.000 dBm; 1 MHz)

### Result

DUT Frequency (MHz)	Gated RMS (dBm)	Limit Max (dBm)	Gated EIRP (dBm)	DutyCycle (%)	Result
2402.000000	4.3	30.0	7.3	62.678	PASS

### OSP PowerMeter settings

Setting	Instrument Value	Target Value
Measurement Time	1.000 s	1.000 s
Points	1000000	1000000
Time resolution	1.000 $\mu$ s	1.000 $\mu$ s

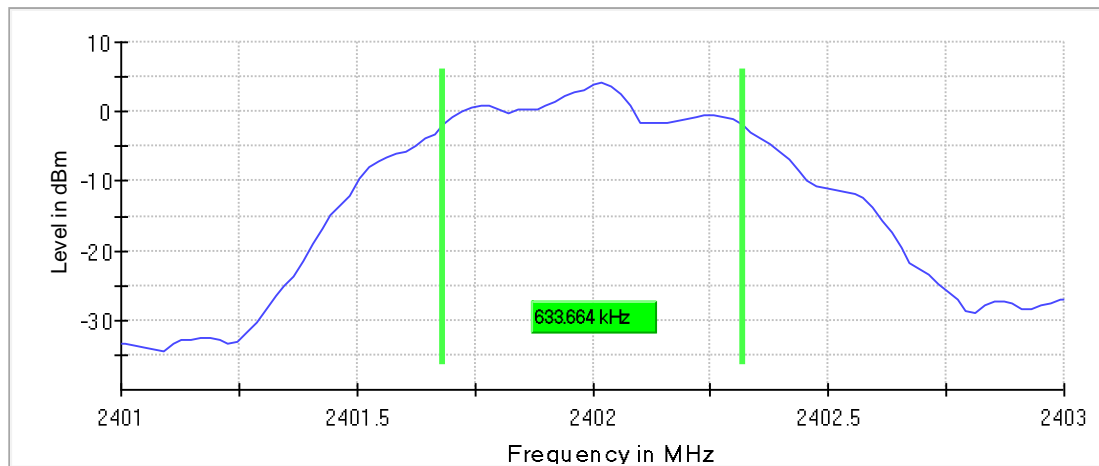
## Minimum Emission Bandwidth 6 dB (2402 MHz; 15.000 dBm; 1 MHz)

### 6 dB Bandwidth

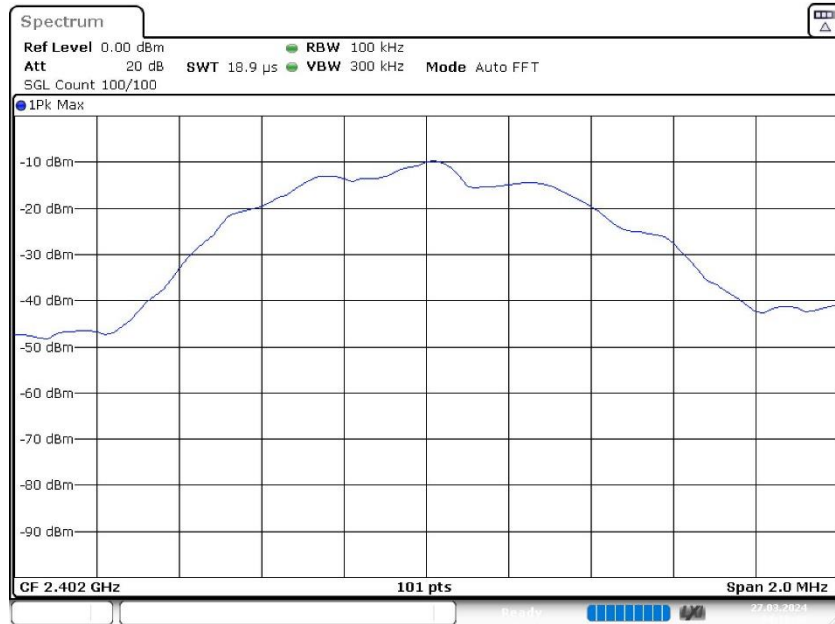
DUT Frequency (MHz)	Bandwidth (MHz)	Limit Min (MHz)	Limit Max (MHz)	Band Edge Left (MHz)	Band Edge Right (MHz)
2402.000000	0.633664	0.500000	---	2401.683168	2402.316832

DUT Frequency (MHz)	Max Level (dBm)	Result
2402.000000	4.1	PASS

6 dB Bandwidth



Bandwidth



Date: 27.MAR.2024 04:16:48

### Measurement

Setting	Instrument Value	Target Value
Start Frequency	2.40100 GHz	2.40100 GHz
Stop Frequency	2.40300 GHz	2.40300 GHz
Span	2.000 MHz	2.000 MHz
RBW	100.000 kHz	~ 100.000 kHz
VBW	300.000 kHz	~ 300.000 kHz
SweepPoints	101	~ 40
Sweeptime	18.938 $\mu$ s	AUTO
Reference Level	0.000 dBm	0.000 dBm
Attenuation	20.000 dB	AUTO
Detector	MaxPeak	MaxPeak
SweepCount	100	100
Filter	3 dB	3 dB
Trace Mode	Max Hold	Max Hold
Sweeptype	FFT	AUTO
Preamp	off	off

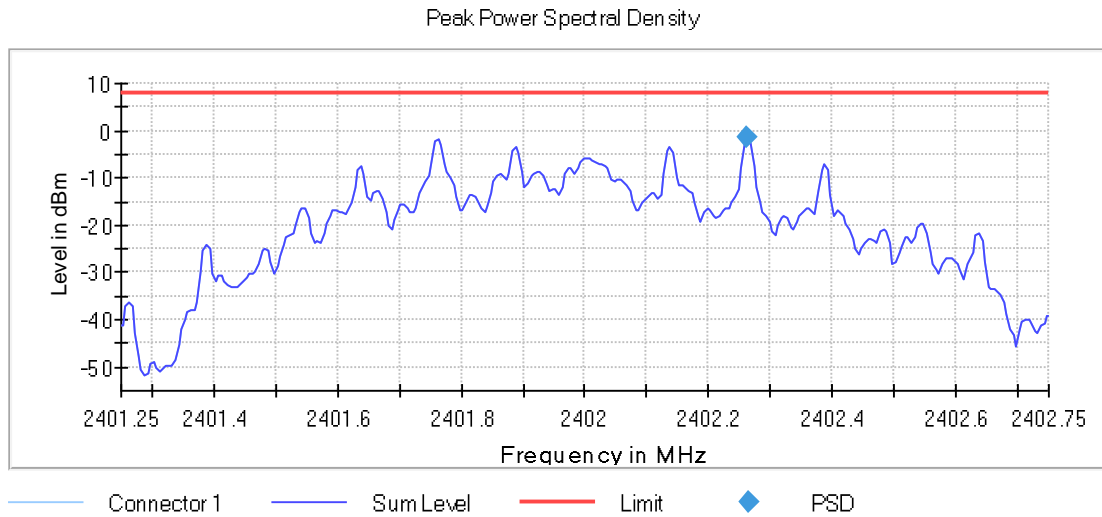
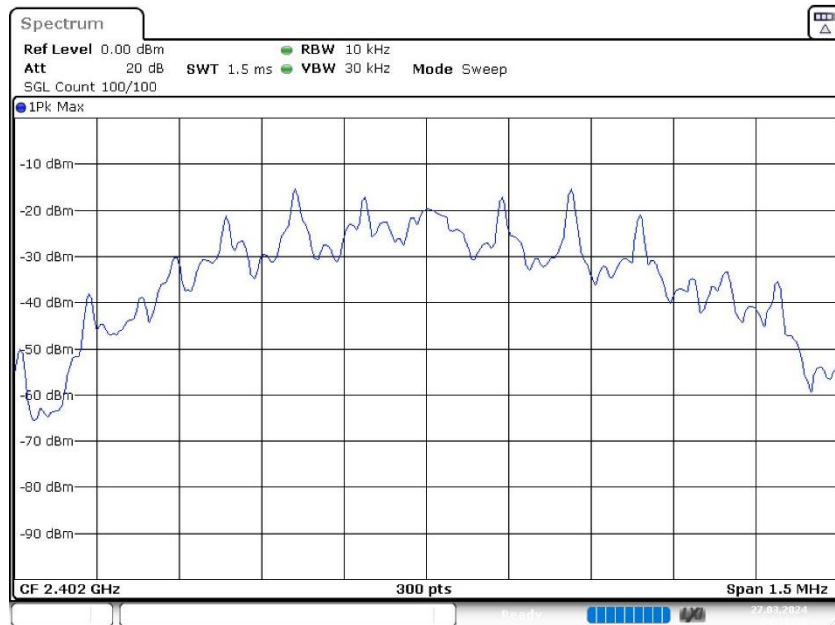
### Peak Power Spectral Density (2402 MHz; 15.000 dBm; 1 MHz)

### Result

DUT Frequency (MHz)	Frequency (MHz)	PSD (dBm)	Limit Max (dBm)	Result
2402.000000	2402.262500	-1.564	8.0	PASS

### Ports

Port	State
1	used


**PSD Connector 1**


Date: 27.MAR.2024 04:16:58

**Measurement**

Setting	Instrument Value	Target Value
Start Frequency	2.40125 GHz	2.40125 GHz
Stop Frequency	2.40275 GHz	2.40275 GHz
Span	1.500 MHz	1.500 MHz
RBW	10.000 kHz	<= 10.000 kHz
VBW	30.000 kHz	>= 30.000 kHz
SweepPoints	300	~ 300
Sweptime	1.500 ms	AUTO
Reference Level	0.000 dBm	0.000 dBm

Attenuation	20.000 dB	AUTO
Detector	MaxPeak	MaxPeak
SweepCount	100	100
Filter	3 dB	3 dB
Trace Mode	Max Hold	Max Hold
Sweeptype	Sweep	Sweep
Preamp	off	off

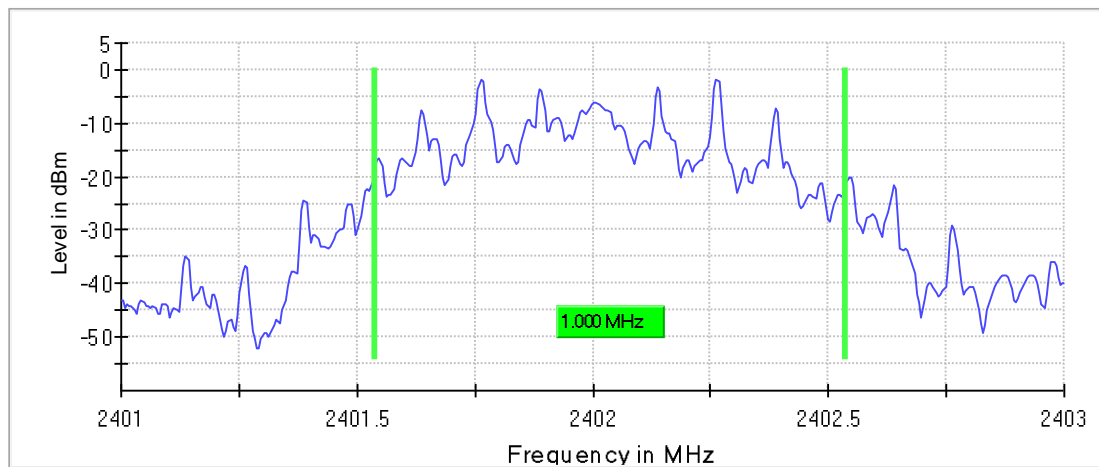
## Occupied Channel Bandwidth 99% (2402 MHz; 15.000 dBm; 1 MHz)

### 99 % Bandwidth

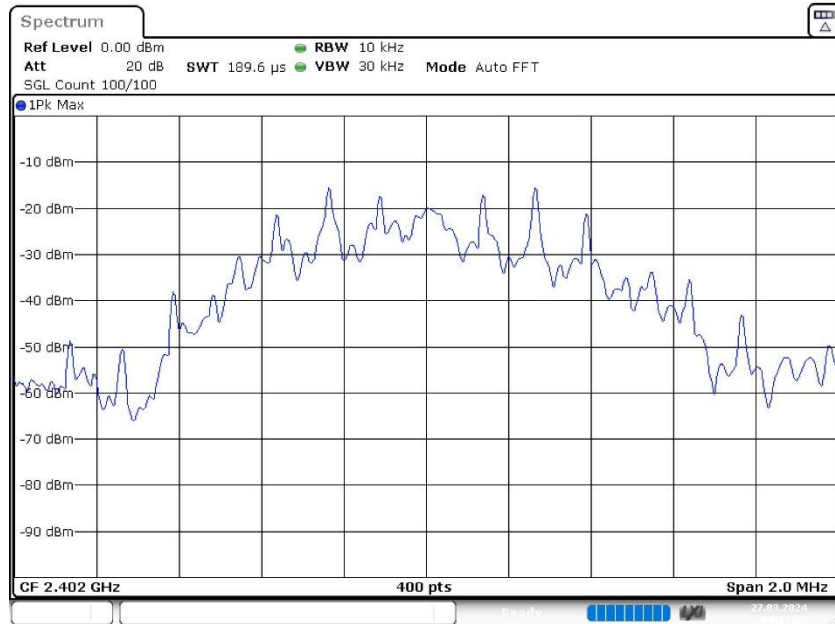
DUT Frequency (MHz)	Bandwidth (MHz)	Limit Min (MHz)	Limit Max (MHz)	Band Edge Left (MHz)	Band Edge Right (MHz)
2402.000000	1.000000	---	---	2401.537500	2402.537500

DUT Frequency (MHz)	Result
2402.000000	PASS

99 % Bandwidth



Bandwidth



Date: 27.MAR.2024 04:17:05

## Measurement

Setting	Instrument Value	Target Value
Start Frequency	2.40100 GHz	2.40100 GHz
Stop Frequency	2.40300 GHz	2.40300 GHz
Span	2.000 MHz	2.000 MHz
RBW	10.000 kHz	$\geq$ 10.000 kHz
VBW	30.000 kHz	$\geq$ 30.000 kHz
SweepPoints	400	~ 400
Sweptime	189.648 $\mu$ s	AUTO
Reference Level	0.000 dBm	0.000 dBm
Attenuation	20.000 dB	AUTO
Detector	MaxPeak	MaxPeak
SweepCount	100	100
Filter	3 dB	3 dB
Trace Mode	Max Hold	Max Hold
Sweeptype	FFT	AUTO
Preamp	off	off

## Band Edge low (2402 MHz; 15.000 dBm; 1 MHz)

## Result

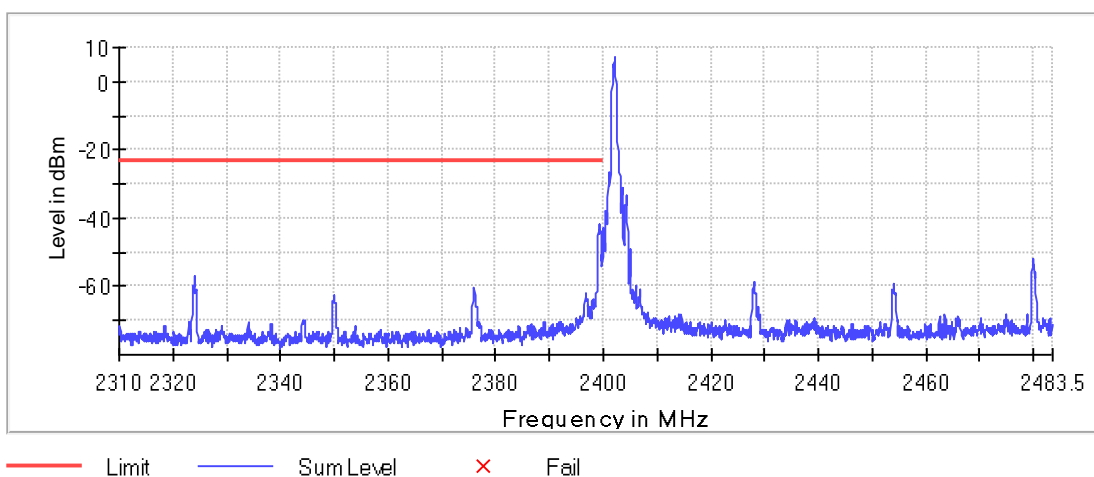
DUT Frequency (MHz)	Result
2402.000000	PASS

## Measurements

Frequency (MHz)	Level (dBm)	Margin (dB)	Limit (dBm)	Result
2399.225000	-41.6	18.6	-23.0	PASS
2399.175000	-41.7	18.7	-23.0	PASS
2399.275000	-42.2	19.2	-23.0	PASS

2399.125000	-43.2	20.1	-23.0	PASS
2399.425000	-43.5	20.5	-23.0	PASS
2399.475000	-43.8	20.8	-23.0	PASS
2399.325000	-44.0	21.0	-23.0	PASS
2399.375000	-44.3	21.3	-23.0	PASS
2399.075000	-45.3	22.2	-23.0	PASS
2399.975000	-46.3	23.3	-23.0	PASS
2399.925000	-46.8	23.8	-23.0	PASS
2399.875000	-47.4	24.4	-23.0	PASS
2399.525000	-48.1	25.1	-23.0	PASS
2399.025000	-48.3	25.3	-23.0	PASS
2399.625000	-50.5	27.5	-23.0	PASS

Band Edge



## Measurement 1

Setting	Instrument Value	Target Value
Start Frequency	2.31000 GHz	2.31000 GHz
Stop Frequency	2.40000 GHz	2.40000 GHz
Span	90.000 MHz	90.000 MHz
RBW	100.000 kHz	<= 100.000 kHz
VBW	300.000 kHz	>= 300.000 kHz
SweepPoints	1800	~ 1800
Sweptime	113.672 $\mu$ s	AUTO
Reference Level	-20.000 dBm	-30.000 dBm
Attenuation	10.000 dB	AUTO
Detector	MaxPeak	MaxPeak
SweepCount	100	100
Filter	3 dB	3 dB
Trace Mode	Max Hold	Max Hold
Sweeptype	FFT	AUTO
Preamp	off	off

## Measurement 2

Setting	Instrument Value	Target Value
Start Frequency	2.40000 GHz	2.40000 GHz
Stop Frequency	2.48350 GHz	2.48350 GHz
Span	83.500 MHz	83.500 MHz
RBW	100.000 kHz	<= 100.000 kHz



VBW	300.000 kHz	>= 300.000 kHz
SweepPoints	1670	~ 1670
SweepTime	94.727 µs	AUTO
Reference Level	-20.000 dBm	-30.000 dBm
Attenuation	10.000 dB	AUTO
Detector	MaxPeak	MaxPeak
SweepCount	100	100
Filter	3 dB	3 dB
Trace Mode	Max Hold	Max Hold
SweepType	FFT	AUTO
Preamp	off	off

## Tx Spurious Emission (2402 MHz; 15.000 dBm; 1 MHz)

### Result

DUT Frequency (MHz)	Result
2402.000000	PASS

### Final measurements

Frequency (MHz)	Level Pre Measurement (dBm)	level (dBm)	Limit (dBm)	Margin (dB)	Result
---	---	---	---	---	---

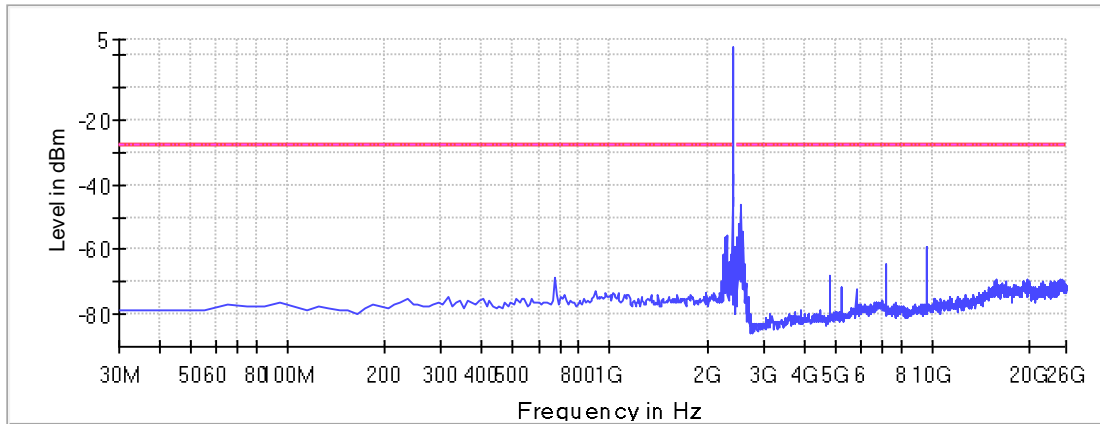
### Pre Measurements

Frequency (MHz)	Level (dBm)	Margin (dB)	Limit (dBm)
2395.021008	-43.8	16.3	-27.5
2558.456970	-46.3	18.8	-27.5
2528.474182	-48.4	20.9	-27.5
2508.485657	-52.0	24.5	-27.5
2588.439758	-54.6	27.1	-27.5
2295.441176	-55.5	28.0	-27.5
2275.525210	-56.3	28.8	-27.5
9604.412133	-59.2	31.7	-27.5
2245.651261	-61.4	33.8	-27.5
2375.105042	-61.8	34.2	-27.5
9614.406396	-61.9	34.3	-27.5
2345.231092	-64.1	36.5	-27.5
2608.428283	-64.3	36.8	-27.5
7205.789099	-64.5	36.9	-27.5
2355.189076	-64.7	37.2	-27.5

### Measurement Settings

Start Frequency (MHz)	Stop Frequency (MHz)	Pre Measurement	Final Measurement
30.000000	2400.000000	1	1
2400.000000	2483.500000	1	1
2483.500000	26000.000000	1	1

Spurious



— Limit    — Sum Level    - - - Threshold    × Critical    × Final Critical

### Pre Measurement 1

Setting	Instrument Value	Target Value
RBW	100.000 kHz	<= 100.000 kHz
VBW	300.000 kHz	>= 300.000 kHz
SweepPoints	238	~ 238
SweepTime	23.700 ms	AUTO
Reference Level	-20.000 dBm	-30.000 dBm
Attenuation	10.000 dB	AUTO
Detector	MaxPeak	MaxPeak
SweepCount	3	3
Filter	3 dB	3 dB
Trace Mode	Max Hold	Max Hold
Sweeptype	Sweep	AUTO
Preamp	off	off

### Emissions in restricted frequency bands (Average) (2402 MHz; 15.000 dBm; 1 MHz)

#### Result

DUT Frequency (MHz)	Result
2402.000000	PASS

#### Final measurements

Frequency (MHz)	Level Pre Measurement (dBm)	level (dBm)	Limit (dBm)	Margin (dB)	Result
---	---	---	---	---	---

#### Pre Measurements

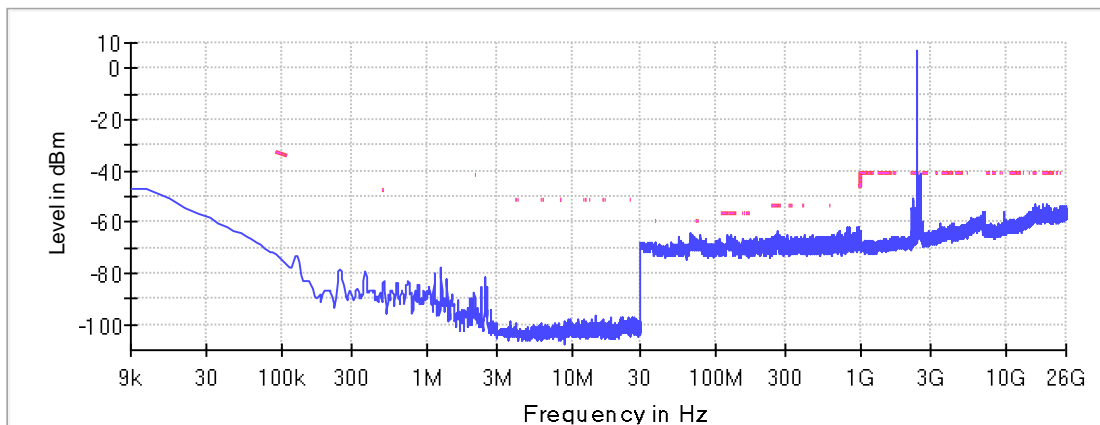
Frequency (MHz)	Level (dBm)	Margin (dB)	Limit (dBm)
74.375000	-67.1	7.2	-59.9
75.075000	-67.2	7.3	-59.9
74.325000	-67.3	7.4	-59.9

74.125000	-67.6	7.7	-59.9
75.025000	-67.8	7.9	-59.9
73.075000	-67.8	7.9	-59.9
74.925000	-67.9	8.0	-59.9
75.125000	-68.0	8.1	-59.9
74.875000	-68.0	8.1	-59.9
38.025000	-68.1	8.2	-59.9
74.075000	-68.2	8.3	-59.9
117.375000	-64.7	8.3	-56.4
37.675000	-68.2	8.3	-59.9
74.175000	-68.3	8.4	-59.9
37.725000	-68.3	8.4	-59.9

## Measurement Settings

Start Frequency (MHz)	Stop Frequency (MHz)	Pre Measurement	Final Measurement
0.009000	30.000000	2	2
30.000000	1000.000000	2	2
1000.000000	7000.000000	1	1
7000.000000	26000.000000	1	1

Restricted Band



— Limit    - - - - Threshold    × Critical    — Sum Level    × Final Critical

## Pre Measurement 1

Setting	Instrument Value	Target Value
RBW	1.000 MHz	<= 1.000 MHz
VBW	3.000 MHz	>= 3.000 MHz
SweepPoints	12000	~ 12000
Sweeptime	12.000 ms	AUTO
Reference Level	-20.000 dBm	-30.000 dBm
Attenuation	10.000 dB	AUTO
Detector	Average	Average
SweepCount	100	100
Filter	3 dB	3 dB
Trace Mode	Max Hold	Max Hold
SweepType	Sweep	AUTO
Preamp	off	off

## Pre Measurement 2

Setting	Instrument Value	Target Value
RBW	10.000 kHz	<= 10.000 kHz
VBW	30.000 kHz	>= 30.000 kHz
SweepPoints	5998	~ 5998
SweepTime	1.327 ms	AUTO
Reference Level	-30.000 dBm	-30.000 dBm
Attenuation	0.000 dB	AUTO
Detector	MaxPeak	MaxPeak
SweepCount	30	30
Filter	3 dB	3 dB
Trace Mode	Max Hold	Max Hold
SweepType	FFT	AUTO
Preamp	off	off

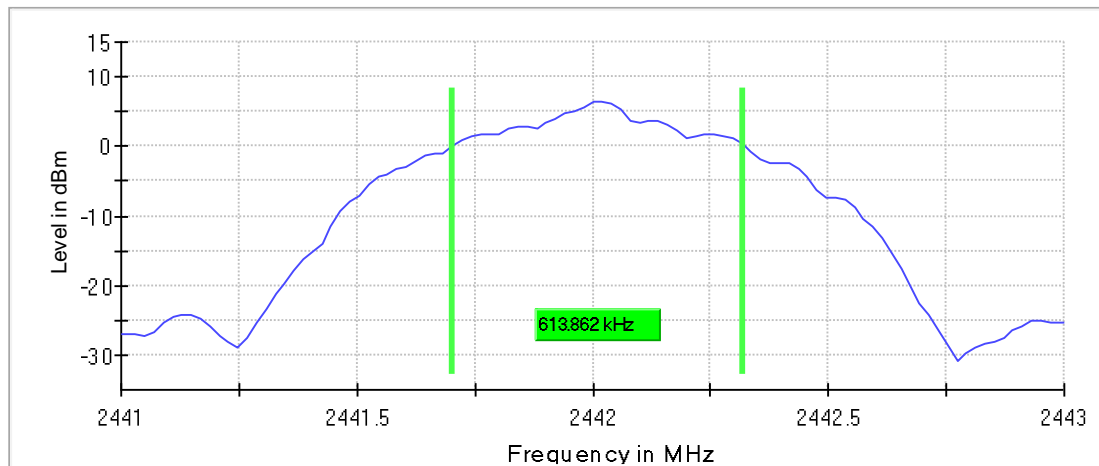
## Minimum Emission Bandwidth 6 dB (2442 MHz; 15.000 dBm; 1 MHz)

### 6 dB Bandwidth

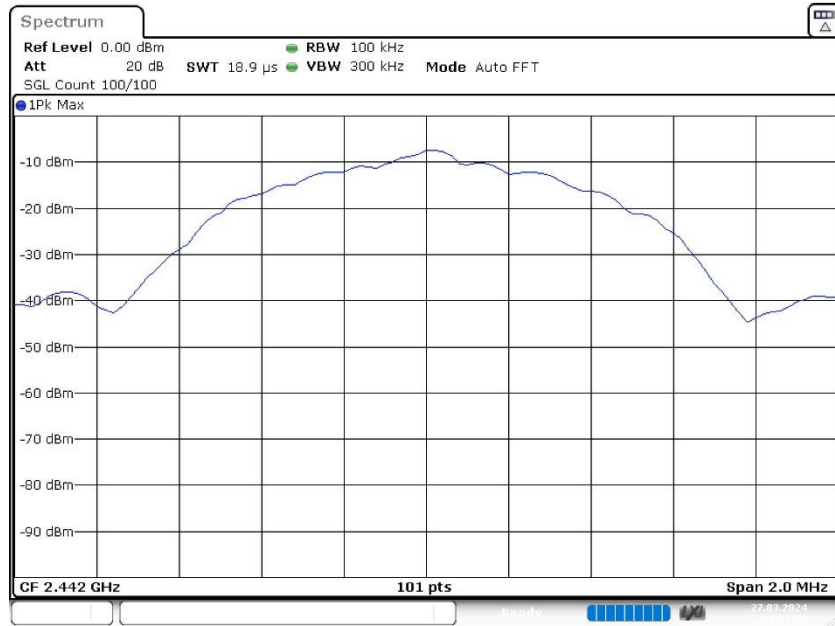
DUT Frequency (MHz)	Bandwidth (MHz)	Limit Min (MHz)	Limit Max (MHz)	Band Edge Left (MHz)	Band Edge Right (MHz)
2442.000000	0.613862	0.500000	---	2441.702970	2442.316832

DUT Frequency (MHz)	Max Level (dBm)	Result
2442.000000	6.4	PASS

6 dB Bandwidth



Bandwidth



Date: 27.MAR.2024 04:21:14

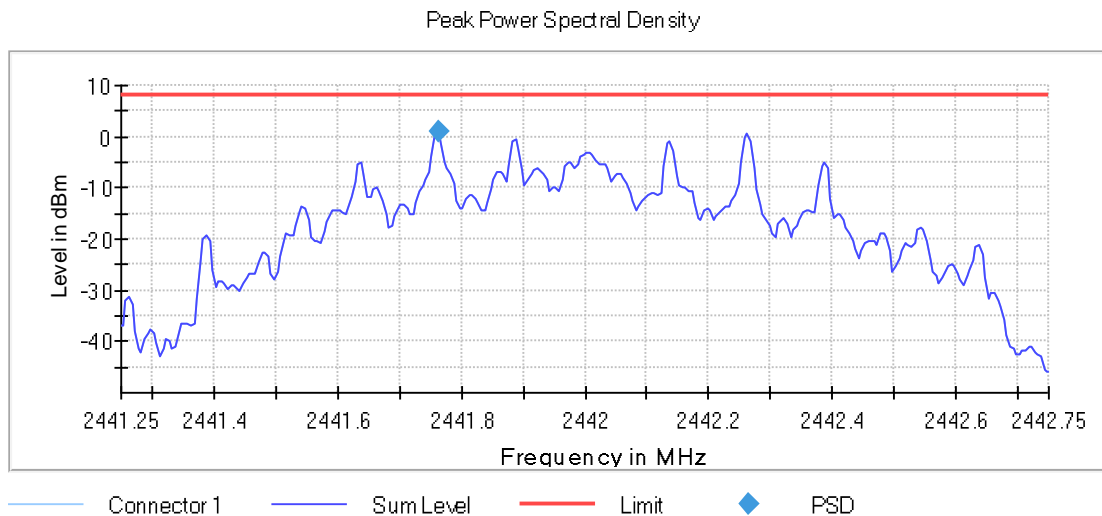
### Peak Power Spectral Density (2442 MHz; 15.000 dBm; 1 MHz)

#### Result

DUT Frequency (MHz)	Frequency (MHz)	PSD (dBm)	Limit Max (dBm)	Result
2442.000000	2441.762500	0.821	8.0	PASS

#### Ports

Port	State
1	used

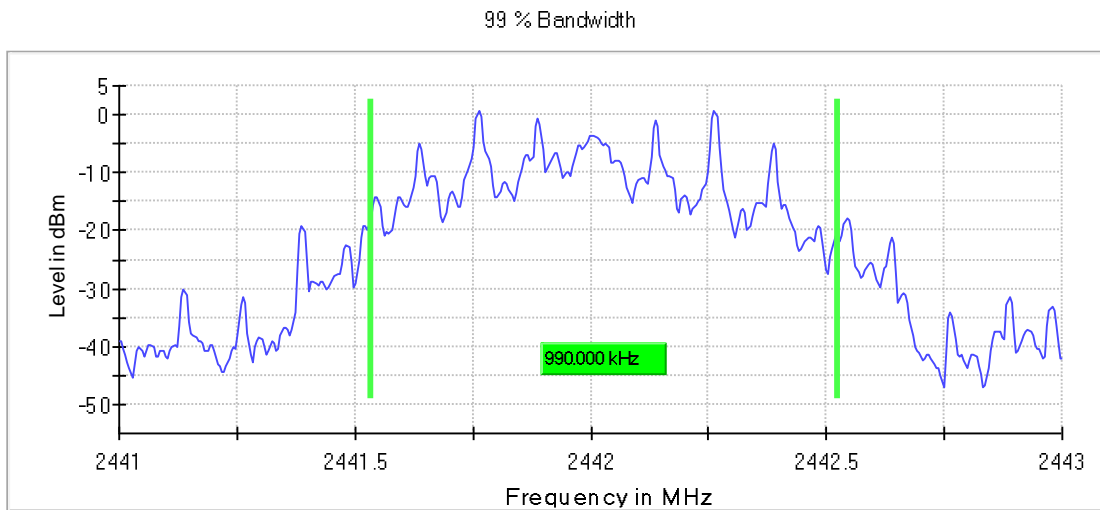


## Occupied Channel Bandwidth 99% (2442 MHz; 15.000 dBm; 1 MHz)

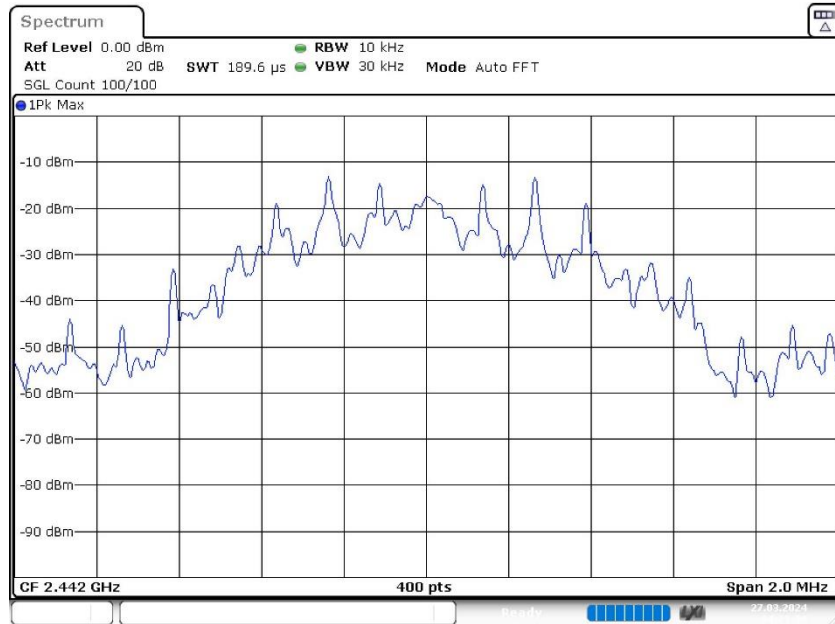
### 99 % Bandwidth

DUT Frequency (MHz)	Bandwidth (MHz)	Limit Min (MHz)	Limit Max (MHz)	Band Edge Left (MHz)	Band Edge Right (MHz)
2442.000000	0.990000	---	---	2441.532500	2442.522500

DUT Frequency (MHz)	Result
2442.000000	PASS



Bandwidth



Date: 27.MAR.2024 04:21:30

### Measurement

Setting	Instrument Value	Target Value
Start Frequency	2.44100 GHz	2.44100 GHz
Stop Frequency	2.44300 GHz	2.44300 GHz
Span	2.000 MHz	2.000 MHz
RBW	10.000 kHz	>= 10.000 kHz
VBW	30.000 kHz	>= 30.000 kHz
SweepPoints	400	~ 400
Sweeptime	189.648 μs	AUTO
Reference Level	0.000 dBm	0.000 dBm
Attenuation	20.000 dB	AUTO
Detector	MaxPeak	MaxPeak
SweepCount	100	100
Filter	3 dB	3 dB
Trace Mode	Max Hold	Max Hold
Sweeptype	FFT	AUTO
Preamp	off	off

### Tx Spurious Emission (2442 MHz; 15.000 dBm; 1 MHz)

### Result

DUT Frequency (MHz)	Result
2442.000000	PASS

### Final measurements

Frequency (MHz)	Level Pre Measurement (dBm)	level (dBm)	Limit (dBm)	Margin (dB)	Result
---	---	---	---	---	---

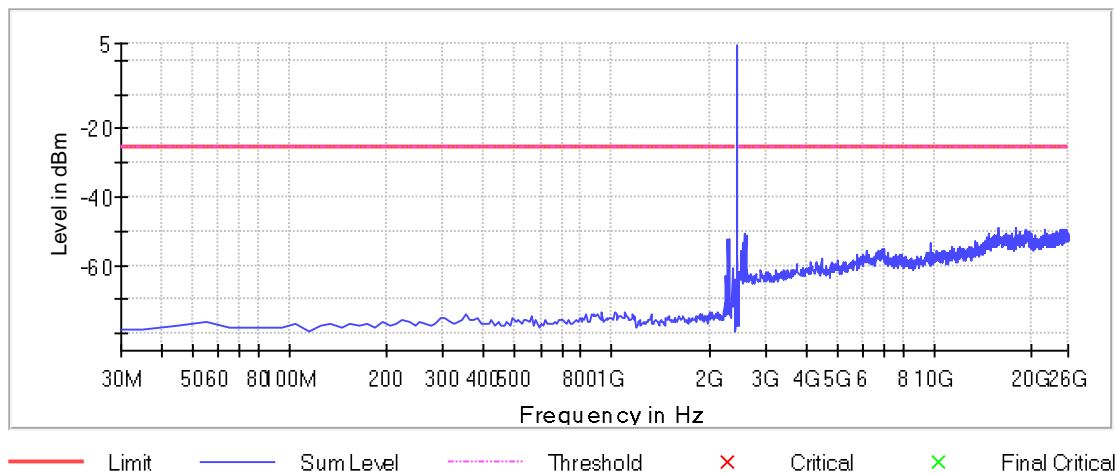
## Pre Measurements

Frequency (MHz)	Level (dBm)	Margin (dB)	Limit (dBm)
17809.701764	-48.8	23.5	-25.3
15740.889397	-48.8	23.5	-25.3
25035.553655	-49.5	24.2	-25.3
25205.456120	-49.5	24.2	-25.3
22077.251912	-49.6	24.3	-25.3
25045.547918	-49.6	24.3	-25.3
19228.887059	-49.7	24.5	-25.3
24695.748725	-49.8	24.5	-25.3
25795.117616	-49.8	24.5	-25.3
25765.134828	-49.8	24.5	-25.3
25085.524968	-49.8	24.6	-25.3
24076.104441	-49.9	24.6	-25.3
19558.697726	-50.0	24.7	-25.3
24575.817573	-50.0	24.7	-25.3
22167.200276	-50.2	24.9	-25.3

## Measurement Settings

Start Frequency (MHz)	Stop Frequency (MHz)	Pre Measurement	Final Measurement
30.000000	2400.000000	1	1
2400.000000	2483.500000	1	1
2483.500000	26000.000000	1	1

Spurious



## Emissions in restricted frequency bands (Average) (2442 MHz; 15.000 dBm; 1 MHz)

### Result

DUT Frequency (MHz)	Result
2442.000000	PASS

## Final measurements



Frequency (MHz)	Level Pre Measurement (dBm)	level (dBm)	Limit (dBm)	Margin (dB)	Result
---	---	---	---	---	---

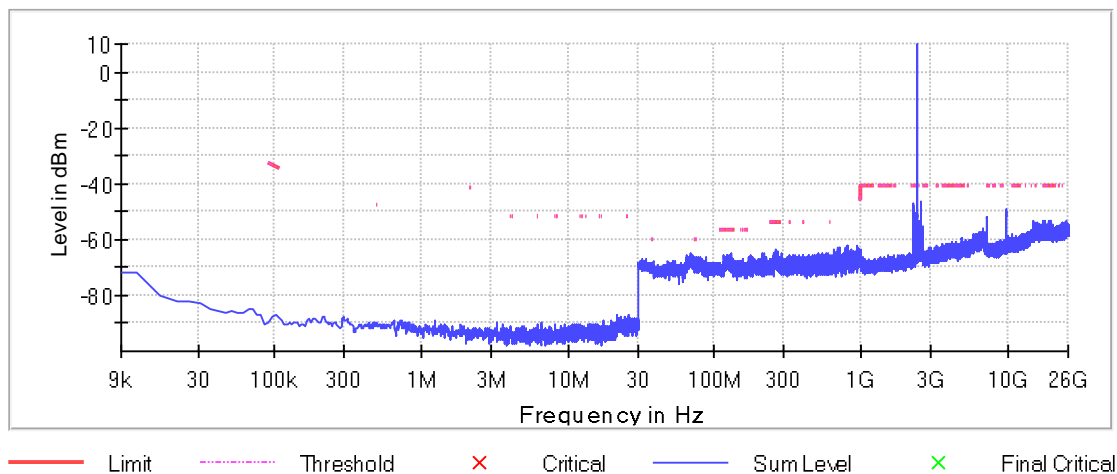
### Pre Measurements

Frequency (MHz)	Level (dBm)	Margin (dB)	Limit (dBm)
74.225000	-66.0	6.1	-59.9
2312.250000	-47.4	6.2	-41.2
74.275000	-66.2	6.3	-59.9
2312.750000	-47.5	6.3	-41.2
2286.250000	-47.5	6.3	-41.2
2286.750000	-47.5	6.3	-41.2
74.175000	-66.5	6.6	-59.9
74.075000	-66.7	6.8	-59.9
74.125000	-66.8	6.9	-59.9
74.425000	-66.9	7.0	-59.9
74.025000	-67.1	7.2	-59.9
74.475000	-67.2	7.3	-59.9
2285.750000	-48.5	7.3	-41.2
2311.750000	-48.8	7.6	-41.2
73.075000	-67.5	7.6	-59.9

### Measurement Settings

Start Frequency (MHz)	Stop Frequency (MHz)	Pre Measurement	Final Measurement
0.009000	30.000000	2	2
30.000000	1000.000000	2	2
1000.000000	7000.000000	1	1
7000.000000	26000.000000	1	1

Restricted Band



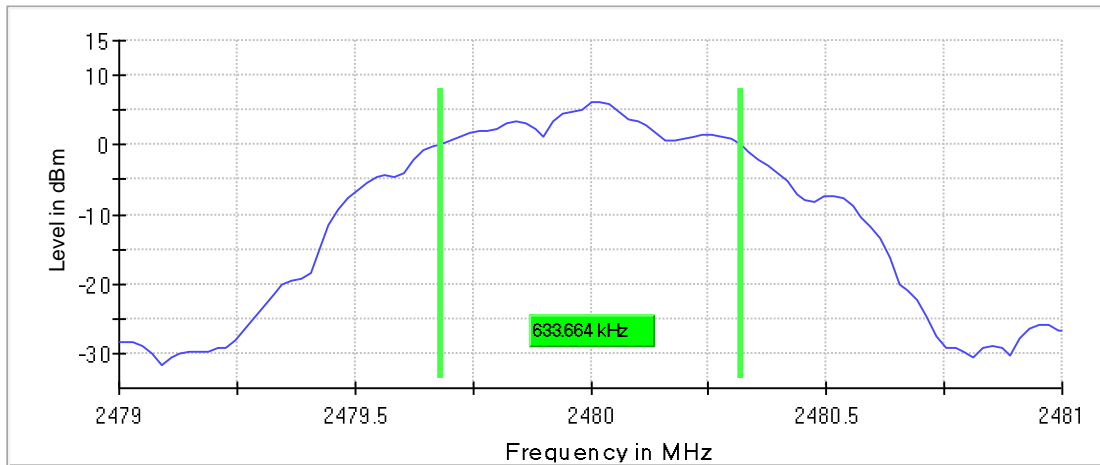
**Minimum Emission Bandwidth 6 dB (2480 MHz; 15.000 dBm; 1 MHz)**

**6 dB Bandwidth**

DUT Frequency (MHz)	Bandwidth (MHz)	Limit Min (MHz)	Limit Max (MHz)	Band Edge Left (MHz)	Band Edge Right (MHz)
2480.000000	0.633664	0.500000	--	2479.683168	2480.316832

DUT Frequency (MHz)	Max Level (dBm)	Result
2480.000000	6.2	PASS

6 dB Bandwidth



Bandwidth



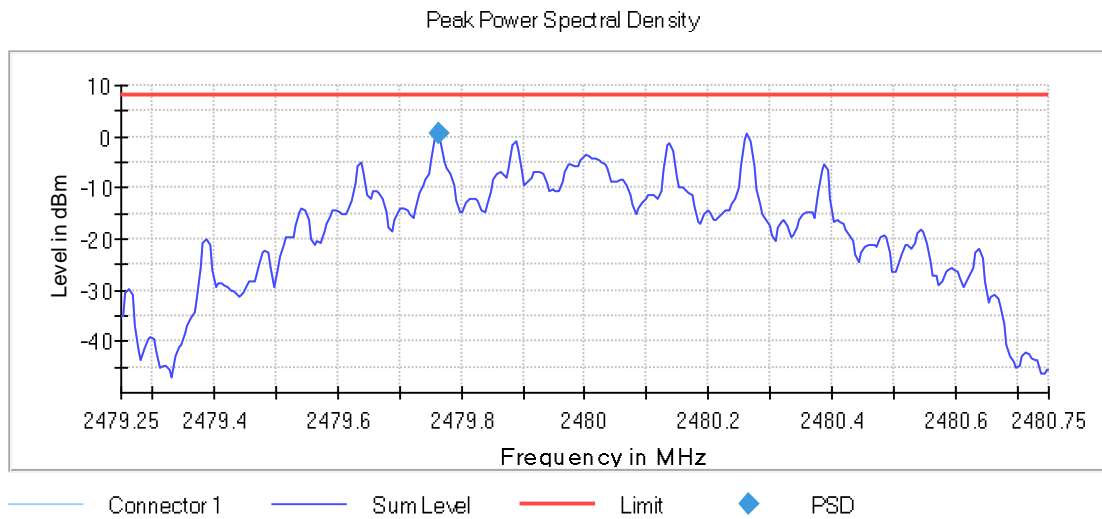
### Peak Power Spectral Density (2480 MHz; 15.000 dBm; 1 MHz)

#### Result

DUT Frequency (MHz)	Frequency (MHz)	PSD (dBm)	Limit Max (dBm)	Result
2480.000000	2479.762500	0.509	8.0	PASS

#### Ports

Port	State
1	used

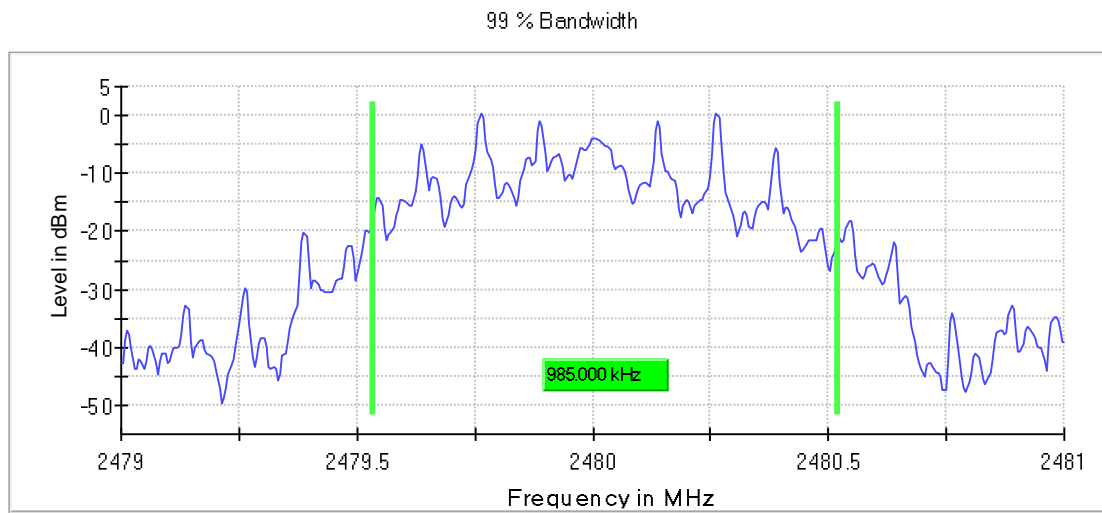


## Occupied Channel Bandwidth 99% (2480 MHz; 15.000 dBm; 1 MHz)

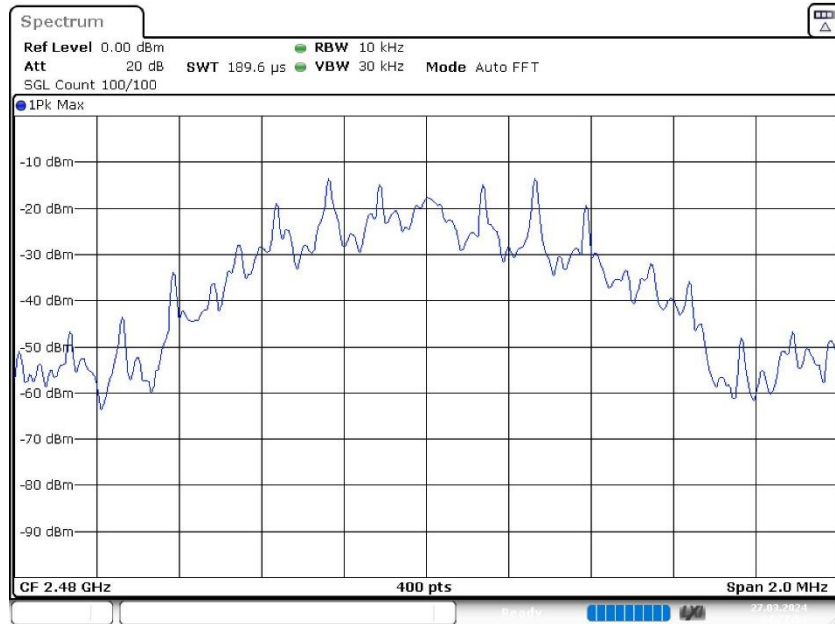
### 99 % Bandwidth

DUT Frequency (MHz)	Bandwidth (MHz)	Limit Min (MHz)	Limit Max (MHz)	Band Edge Left (MHz)	Band Edge Right (MHz)
2480.000000	0.985000	---	---	2479.532500	2480.517500

DUT Frequency (MHz)	Result
2480.000000	PASS



Bandwidth



Date: 27.MAR.2024 04:27:52

### Measurement

Setting	Instrument Value	Target Value
Start Frequency	2.47900 GHz	2.47900 GHz
Stop Frequency	2.48100 GHz	2.48100 GHz
Span	2.000 MHz	2.000 MHz
RBW	10.000 kHz	$\geq 10.000$ kHz
VBW	30.000 kHz	$\geq 30.000$ kHz
SweepPoints	400	$\sim 400$
Sweptime	189.648 $\mu$ s	AUTO
Reference Level	0.000 dBm	0.000 dBm
Attenuation	20.000 dB	AUTO
Detector	MaxPeak	MaxPeak
SweepCount	100	100
Filter	3 dB	3 dB
Trace Mode	Max Hold	Max Hold
Sweeptype	FFT	AUTO
Preamp	off	off

### Band Edge high (2480 MHz; 15.000 dBm; 1 MHz)

### Result

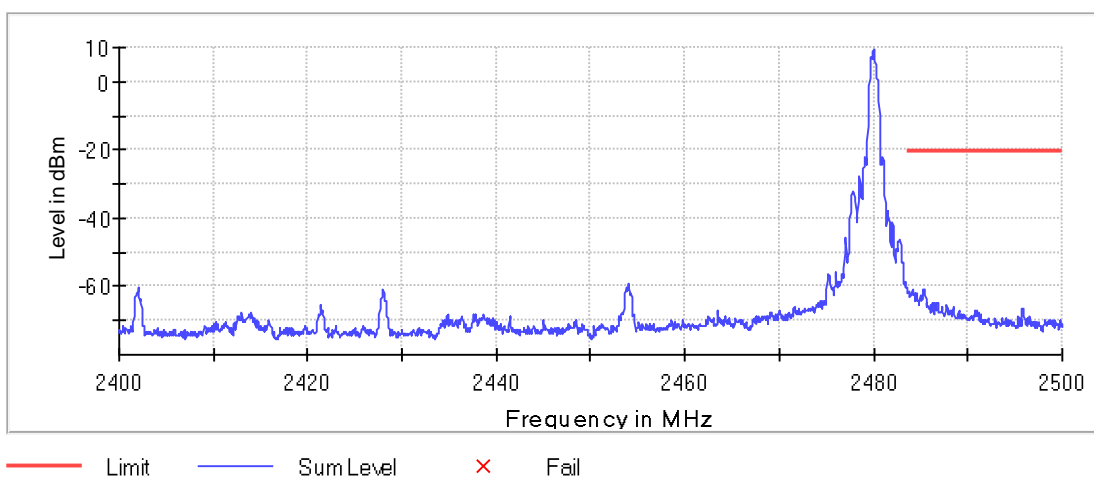
DUT Frequency (MHz)	Result
2480.000000	PASS

### Measurements

Frequency (MHz)	Level (dBm)	Margin (dB)	Limit (dBm)	Result
2485.275000	-60.8	40.2	-20.6	PASS
2483.525000	-60.9	40.2	-20.6	PASS
2484.125000	-60.9	40.3	-20.6	PASS

2485.325000	-60.9	40.3	-20.6	PASS
2485.375000	-60.9	40.3	-20.6	PASS
2484.175000	-61.0	40.4	-20.6	PASS
2485.425000	-61.3	40.6	-20.6	PASS
2485.225000	-61.3	40.6	-20.6	PASS
2483.725000	-61.4	40.8	-20.6	PASS
2483.575000	-61.6	41.0	-20.6	PASS
2484.075000	-61.8	41.2	-20.6	PASS
2483.675000	-61.9	41.3	-20.6	PASS
2484.025000	-61.9	41.3	-20.6	PASS
2484.525000	-62.0	41.4	-20.6	PASS
2484.475000	-62.1	41.5	-20.6	PASS

Band Edge



### Tx Spurious Emission (2480 MHz; 15.000 dBm; 1 MHz)

#### Result

DUT Frequency (MHz)	Result
2480.000000	PASS

#### Final measurements

Frequency (MHz)	Level Pre Measurement (dBm)	level (dBm)	Limit (dBm)	Margin (dB)	Result
---	---	---	---	---	---

#### Pre Measurements

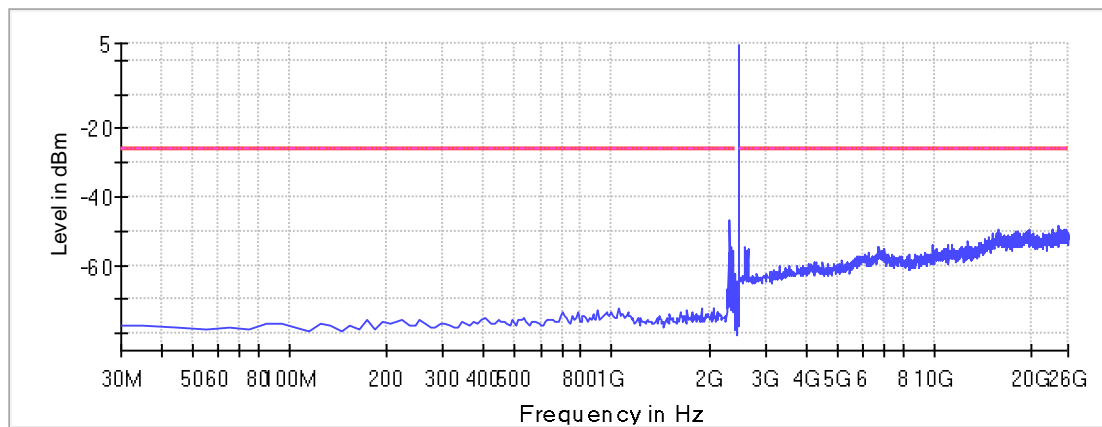
Frequency (MHz)	Level (dBm)	Margin (dB)	Limit (dBm)
2325.315126	-46.5	20.8	-25.7
24385.926583	-48.7	23.0	-25.7
25385.352847	-49.3	23.6	-25.7
15770.872184	-49.4	23.7	-25.7
23386.500319	-49.5	23.8	-25.7
23336.529006	-49.6	23.9	-25.7
19818.548555	-49.6	23.9	-25.7

25615.220888	-49.6	23.9	-25.7
24765.708564	-49.8	24.1	-25.7
19458.755100	-49.9	24.2	-25.7
25105.513493	-49.9	24.2	-25.7
25435.324161	-49.9	24.2	-25.7
25725.157777	-50.0	24.3	-25.7
19438.766575	-50.0	24.3	-25.7
25065.536443	-50.0	24.3	-25.7

## Measurement Settings

Start Frequency (MHz)	Stop Frequency (MHz)	Pre Measurement	Final Measurement
30.000000	2400.000000	1	1
2400.000000	2483.500000	1	1
2483.500000	26000.000000	1	1

Spurious



— Limit    — Sum Level    - - - Threshold    × Critical    × Final Critical

## Emissions in restricted frequency bands (Average) (2480 MHz; 15.000 dBm; 1 MHz)

### Result

DUT Frequency (MHz)	Result
2480.000000	PASS

### Final measurements

Frequency (MHz)	Level Pre Measurement (dBm)	level (dBm)	Limit (dBm)	Margin (dB)	Result
---	---	---	---	---	---

### Pre Measurements

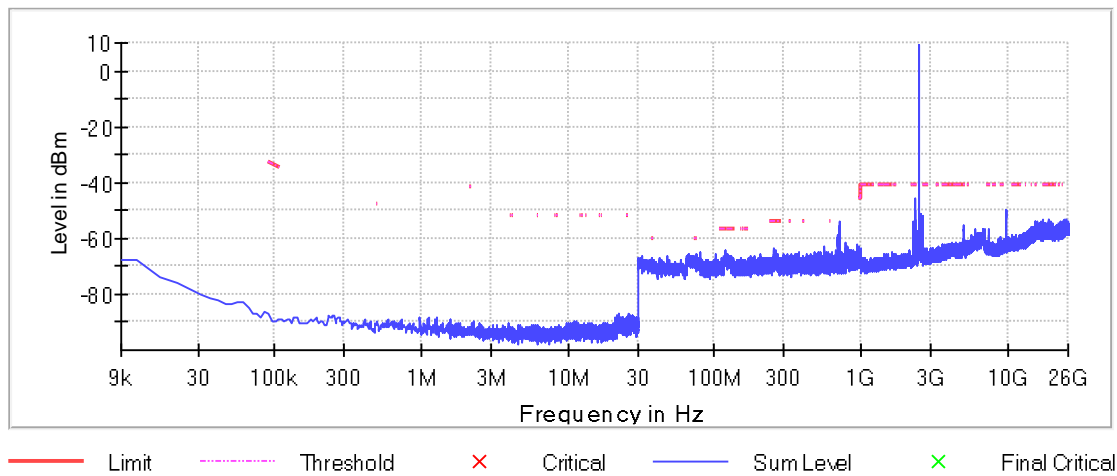
Frequency (MHz)	Level (dBm)	Margin (dB)	Limit (dBm)
2324.250000	-45.8	4.6	-41.2
2483.750000	-46.1	4.9	-41.2
2324.750000	-46.2	5.0	-41.2

74.475000	-65.5	5.6	-59.9
74.525000	-65.5	5.6	-59.9
2323.750000	-47.2	6.0	-41.2
74.375000	-66.1	6.2	-59.9
74.325000	-66.3	6.4	-59.9
74.425000	-66.6	6.7	-59.9
75.025000	-66.7	6.8	-59.9
73.675000	-66.8	6.9	-59.9
73.625000	-66.9	7.0	-59.9
37.825000	-66.9	7.0	-59.9
37.875000	-66.9	7.0	-59.9
75.075000	-67.0	7.1	-59.9

### Measurement Settings

Start Frequency (MHz)	Stop Frequency (MHz)	Pre Measurement	Final Measurement
0.009000	30.000000	2	2
30.000000	1000.000000	2	2
1000.000000	7000.000000	1	1
7000.000000	26000.000000	1	1

Restricted Band





## 1.2 Summary

Test	Frequency (MHz)	Nominal Power (dBm)	Nominal Bandwidth (MHz)	Result
Band Edge low	2402.000	15.0	1.000000	PASS
Emissions in restricted frequency bands (Average)	2402.000	15.0	1.000000	PASS
Emissions in restricted frequency bands (Peak)	2402.000	15.0	1.000000	PASS
Band Edge low	2442.000	15.0	1.000000	PASS
Emissions in restricted frequency bands (Average)	2442.000	15.0	1.000000	PASS
Emissions in restricted frequency bands (Peak)	2442.000	15.0	1.000000	PASS
Band Edge low	2480.000	15.0	1.000000	PASS
Emissions in restricted frequency bands (Average)	2480.000	15.0	1.000000	PASS
Emissions in restricted frequency bands (Peak)	2480.000	15.0	1.000000	PASS

### Band Edge low (2402 MHz; 15.000 dBm; 1 MHz)

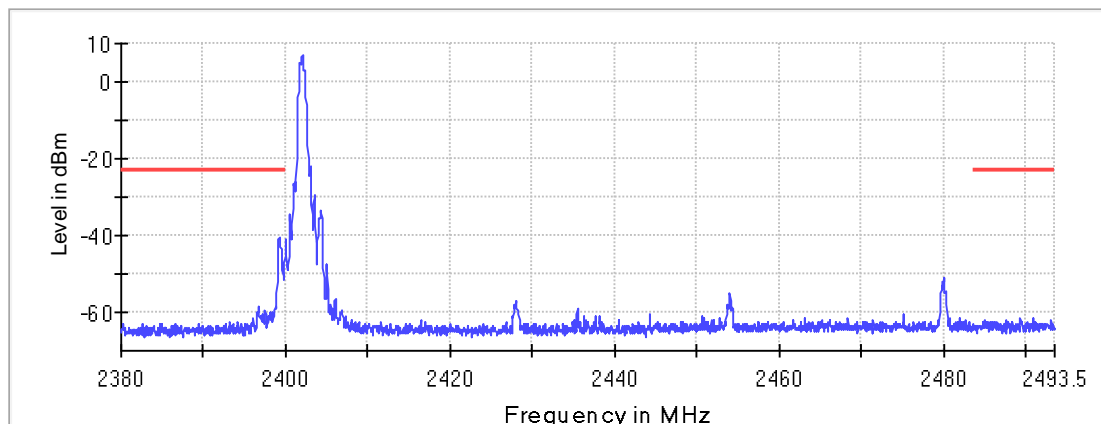
#### Result

DUT Frequency (MHz)	Result
2402.000000	PASS

#### Measurements

Frequency (MHz)	Level (dBm)	Margin (dB)	Limit (dBm)	Result
2399.225000	-40.5	17.7	-22.8	PASS
2399.175000	-40.8	18.0	-22.8	PASS
2399.275000	-41.4	18.6	-22.8	PASS
2399.975000	-42.1	19.3	-22.8	PASS
2399.125000	-42.3	19.5	-22.8	PASS
2399.325000	-42.4	19.6	-22.8	PASS
2399.425000	-43.0	20.2	-22.8	PASS
2399.375000	-43.1	20.3	-22.8	PASS
2399.475000	-43.3	20.5	-22.8	PASS
2399.075000	-44.8	22.0	-22.8	PASS
2399.525000	-45.0	22.2	-22.8	PASS
2399.925000	-45.6	22.8	-22.8	PASS
2399.875000	-46.9	24.1	-22.8	PASS
2399.575000	-47.4	24.6	-22.8	PASS
2399.025000	-48.3	25.5	-22.8	PASS

Band Edge



— Limit    — Sum Level    × Fail

### Measurement 1

Setting	Instrument Value	Target Value
Start Frequency	2.38000 GHz	2.38000 GHz
Stop Frequency	2.44400 GHz	2.44400 GHz
Span	64.000 MHz	64.000 MHz
RBW	100.000 kHz	<= 100.000 kHz
VBW	300.000 kHz	>= 300.000 kHz
SweepPoints	1280	~ 1280
SweepTime	1.000 s	1.000 s
Reference Level	0.000 dBm	0.000 dBm
Attenuation	20.000 dB	20.000 dB
Detector	MaxPeak	MaxPeak
SweepCount	3	3
Filter	3 dB	3 dB
Trace Mode	Max Hold	Max Hold
SweepType	Sweep	AUTO
Preamp	off	off

### Measurement 2

Setting	Instrument Value	Target Value
Start Frequency	2.44400 GHz	2.44400 GHz
Stop Frequency	2.49350 GHz	2.49350 GHz
Span	49.500 MHz	49.500 MHz
RBW	100.000 kHz	<= 100.000 kHz
VBW	300.000 kHz	>= 300.000 kHz
SweepPoints	990	~ 990
SweepTime	1.000 s	1.000 s
Reference Level	0.000 dBm	0.000 dBm
Attenuation	20.000 dB	20.000 dB
Detector	MaxPeak	MaxPeak
SweepCount	3	3
Filter	3 dB	3 dB
Trace Mode	Max Hold	Max Hold
SweepType	Sweep	AUTO
Preamp	off	off

## Emissions in restricted frequency bands (Average) (2402 MHz; 15.000 dBm; 1 MHz)

### Result

DUT Frequency (MHz)	Result
2402.000000	PASS

### Final measurements

Frequency (MHz)	Level Pre Measurement (dBm)	level (dBm)	Limit (dBm)	Margin (dB)	Result
---	---	---	---	---	---

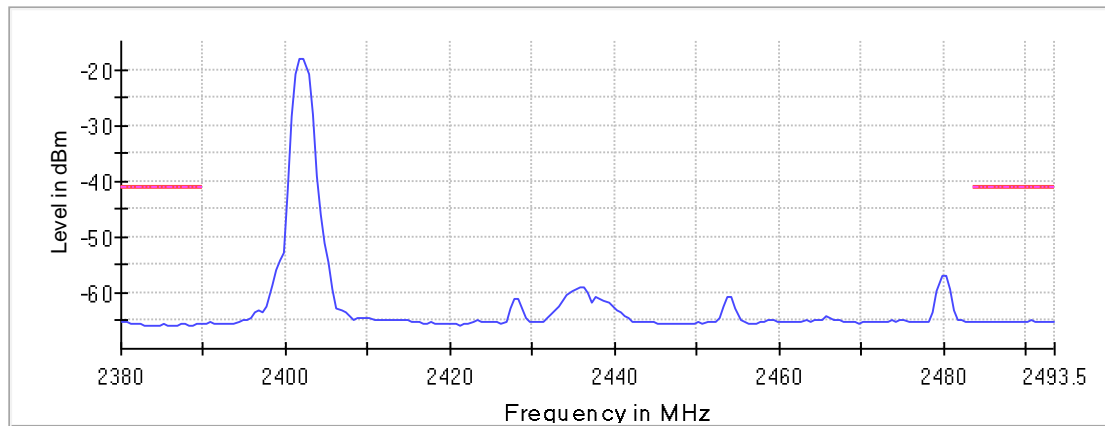
### Pre Measurements

Frequency (MHz)	Level (dBm)	Margin (dB)	Limit (dBm)
2490.750000	-64.9	23.7	-41.2
2493.500000	-65.0	23.8	-41.2
2493.250000	-65.0	23.8	-41.2
2486.250000	-65.0	23.8	-41.2
2483.750000	-65.0	23.8	-41.2
2490.250000	-65.0	23.8	-41.2
2492.750000	-65.1	23.9	-41.2
2489.750000	-65.1	23.9	-41.2
2485.250000	-65.1	23.9	-41.2
2486.750000	-65.1	23.9	-41.2
2489.250000	-65.1	23.9	-41.2
2488.250000	-65.1	23.9	-41.2
2492.250000	-65.1	23.9	-41.2
2485.750000	-65.1	23.9	-41.2
2488.750000	-65.2	24.0	-41.2

### Measurement Settings

Start Frequency (MHz)	Stop Frequency (MHz)	Pre Measurement	Final Measurement
2380.000000	2493.500000	1	1

Restricted Band



— Limit    
 - - - Threshold    
 × Critical    
 — Sum Level    
 × Final Critical

### Pre Measurement 1

Setting	Instrument Value	Target Value
RBW	1.000 MHz	<= 1.000 MHz
VBW	500.000 Hz	>= 400.000 Hz
SweepPoints	227	~ 227
SweepTime	5.048 ms	AUTO
Reference Level	10.000 dBm	10.000 dBm
Attenuation	20.000 dB	20.000 dB
Detector	MaxPeak	MaxPeak
SweepCount	100	100
Filter	3 dB	3 dB
Trace Mode	Max Hold	Max Hold
SweepType	FFT	AUTO
Preamp	off	off

**Emissions in restricted frequency bands (Peak) (2402 MHz; 15.000 dBm; 1 MHz)**

### Result

DUT Frequency (MHz)	Result
2402.000000	PASS

### Final measurements

Frequency (MHz)	Level Pre Measurement (dBm)	level (dBm)	Limit (dBm)	Margin (dB)	Result
---	---	---	---	---	---

### Pre Measurements

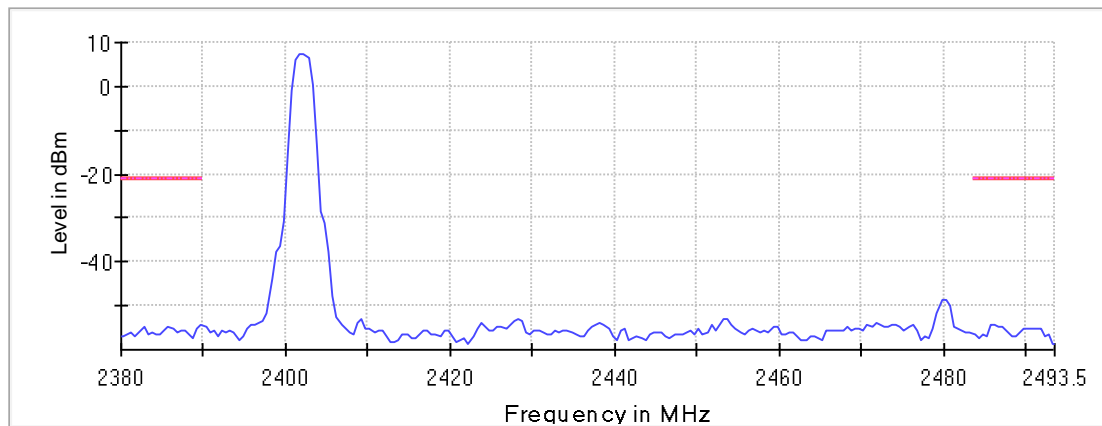
Frequency (MHz)	Level (dBm)	Margin (dB)	Limit (dBm)
2486.250000	-54.4	33.2	-21.2
2485.750000	-54.4	33.2	-21.2
2389.750000	-54.4	33.2	-21.2

2487.250000	-54.7	33.5	-21.2
2385.750000	-54.8	33.6	-21.2
2486.750000	-54.9	33.7	-21.2
2382.750000	-54.9	33.7	-21.2
2491.750000	-55.0	33.8	-21.2
2386.250000	-55.1	33.9	-21.2
2491.250000	-55.2	34.0	-21.2
2489.750000	-55.2	34.0	-21.2
2490.750000	-55.3	34.1	-21.2
2490.250000	-55.3	34.1	-21.2
2389.250000	-55.3	34.1	-21.2
2382.250000	-55.4	34.2	-21.2

## Measurement Settings

Start Frequency (MHz)	Stop Frequency (MHz)	Pre Measurement	Final Measurement
2380.000000	2493.500000	1	1

Restricted Band



— Limit    
 - - - Threshold    
 × Critical    
 — Sum Level    
 × Final Critical

## Pre Measurement 1

Setting	Instrument Value	Target Value
RBW	1.000 MHz	<= 1.000 MHz
VBW	3.000 MHz	>= 3.000 MHz
SweepPoints	227	~ 227
SweepTime	15.250 $\mu$ s	AUTO
Reference Level	10.000 dBm	10.000 dBm
Attenuation	20.000 dB	20.000 dB
Detector	MaxPeak	MaxPeak
SweepCount	100	100
Filter	3 dB	3 dB
Trace Mode	Max Hold	Max Hold
SweepType	FFT	AUTO
Preamp	off	off

## Band Edge low (2442 MHz; 15.000 dBm; 1 MHz)

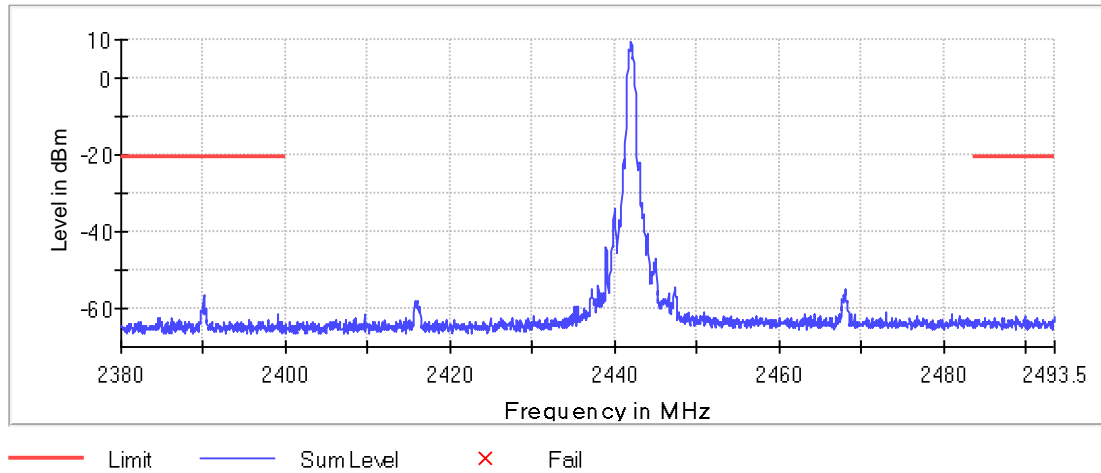
### Result

DUT Frequency (MHz)	Result
2442.000000	PASS

### Measurements

Frequency (MHz)	Level (dBm)	Margin (dB)	Limit (dBm)	Result
2390.025000	-56.4	36.0	-20.4	PASS
2389.975000	-59.5	39.1	-20.4	PASS
2389.925000	-59.6	39.2	-20.4	PASS
2390.275000	-60.0	39.6	-20.4	PASS
2389.725000	-60.5	40.1	-20.4	PASS
2389.825000	-60.7	40.3	-20.4	PASS
2389.875000	-60.9	40.5	-20.4	PASS
2390.125000	-60.9	40.5	-20.4	PASS
2389.775000	-60.9	40.6	-20.4	PASS
2390.225000	-60.9	40.6	-20.4	PASS
2390.175000	-61.0	40.7	-20.4	PASS
2390.075000	-61.3	41.0	-20.4	PASS
2399.025000	-61.5	41.1	-20.4	PASS
2390.325000	-61.5	41.2	-20.4	PASS
2489.875000	-62.1	41.8	-20.4	PASS

Band Edge



## Emissions in restricted frequency bands (Average) (2442 MHz; 15.000 dBm; 1 MHz)

### Result

DUT Frequency (MHz)	Result
2442.000000	PASS

### Final measurements

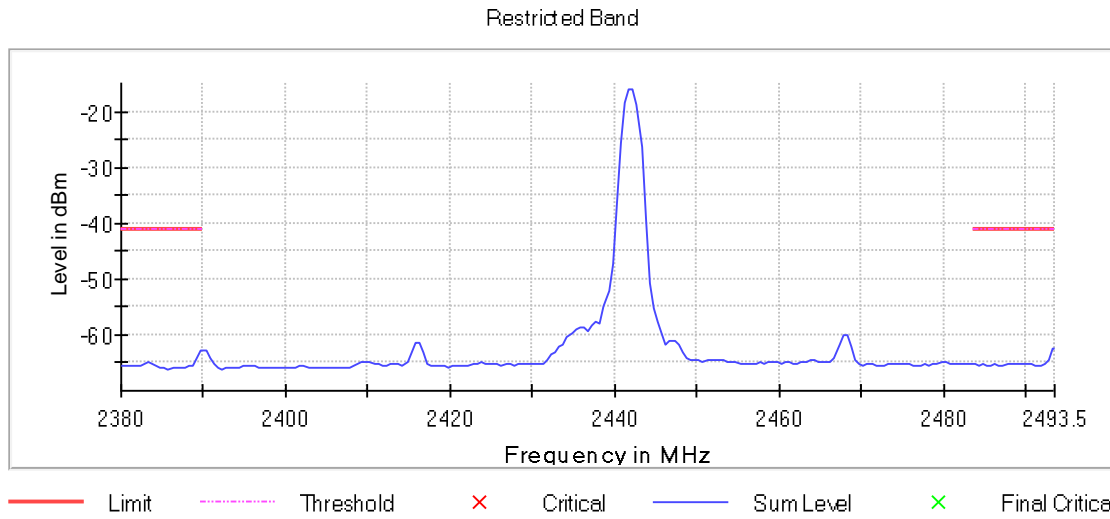
Frequency (MHz)	Level Pre Measurement (dBm)	level (dBm)	Limit (dBm)	Margin (dB)	Result
---	---	---	---	---	---

### Pre Measurements

Frequency (MHz)	Level (dBm)	Margin (dB)	Limit (dBm)
2493.500000	-62.4	21.2	-41.2
2493.250000	-62.4	21.2	-41.2
2389.750000	-62.7	21.5	-41.2
2389.250000	-64.0	22.8	-41.2
2492.750000	-64.6	23.4	-41.2
2383.250000	-64.9	23.7	-41.2
2382.750000	-65.1	23.9	-41.2
2490.250000	-65.2	24.0	-41.2
2489.250000	-65.2	24.0	-41.2
2383.750000	-65.2	24.0	-41.2
2489.750000	-65.2	24.0	-41.2
2487.750000	-65.2	24.0	-41.2
2490.750000	-65.3	24.1	-41.2
2484.750000	-65.3	24.1	-41.2
2488.250000	-65.3	24.1	-41.2

### Measurement Settings

Start Frequency (MHz)	Stop Frequency (MHz)	Pre Measurement	Final Measurement
2380.000000	2493.500000	1	1



**Emissions in restricted frequency bands (Peak) (2442 MHz; 15.000 dBm; 1 MHz)**

**Result**

DUT Frequency (MHz)	Result
2442.000000	PASS

**Final measurements**

Frequency (MHz)	Level Pre Measurement (dBm)	level (dBm)	Limit (dBm)	Margin (dB)	Result
---	---	---	---	---	---

**Pre Measurements**

Frequency (MHz)	Level (dBm)	Margin (dB)	Limit (dBm)
2493.500000	-53.3	32.1	-21.2
2493.250000	-53.3	32.1	-21.2
2389.750000	-54.1	32.9	-21.2
2389.250000	-54.5	33.3	-21.2
2485.750000	-54.6	33.4	-21.2
2489.750000	-54.6	33.4	-21.2
2489.250000	-54.6	33.4	-21.2
2383.750000	-54.6	33.4	-21.2
2492.250000	-54.8	33.6	-21.2
2492.750000	-54.9	33.7	-21.2
2384.250000	-54.9	33.7	-21.2
2491.750000	-55.0	33.8	-21.2
2484.750000	-55.2	34.0	-21.2
2488.250000	-55.2	34.0	-21.2
2485.250000	-55.2	34.0	-21.2

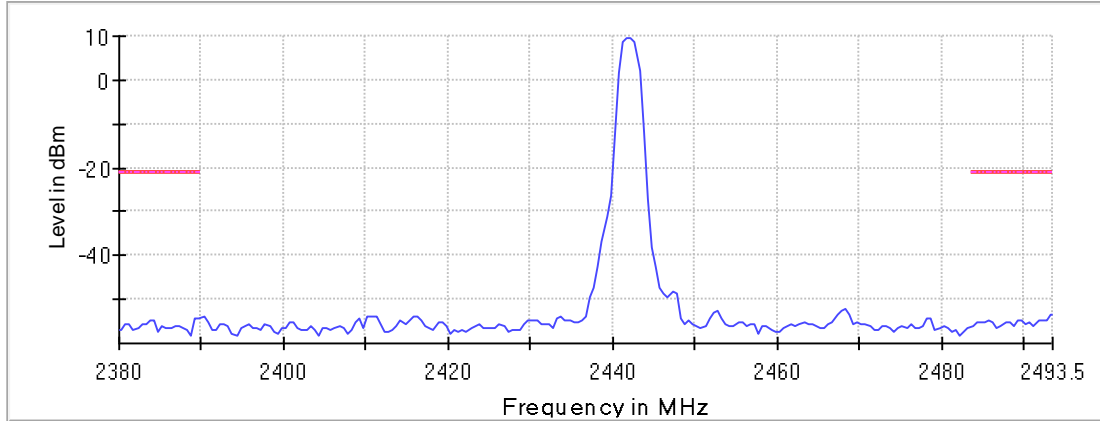
**Measurement Settings**

Start Frequency (MHz)	Stop Frequency (MHz)	Pre Measurement	Final Measurement



2380.000000	2493.500000	1	1
-------------	-------------	---	---

Restricted Band



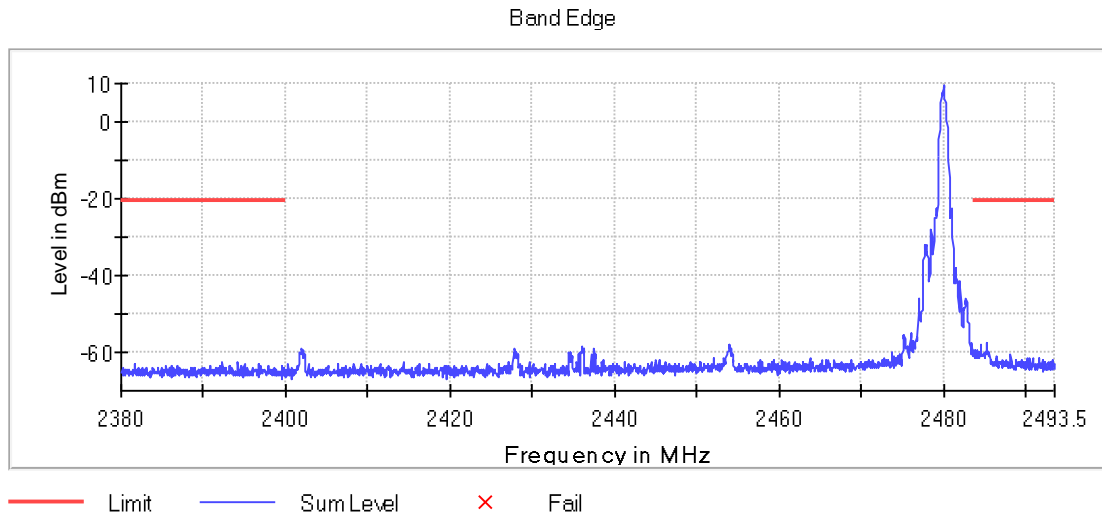
**Band Edge low (2480 MHz; 15.000 dBm; 1 MHz)**

**Result**

DUT Frequency (MHz)	Result
2480.000000	PASS

**Measurements**

Frequency (MHz)	Level (dBm)	Margin (dB)	Limit (dBm)	Result
2485.325000	-57.3	36.6	-20.7	PASS
2484.575000	-57.8	37.2	-20.7	PASS
2485.275000	-59.0	38.4	-20.7	PASS
2483.775000	-59.4	38.7	-20.7	PASS
2483.725000	-59.4	38.7	-20.7	PASS
2483.875000	-59.4	38.7	-20.7	PASS
2485.175000	-59.4	38.8	-20.7	PASS
2485.375000	-59.5	38.8	-20.7	PASS
2483.975000	-59.7	39.0	-20.7	PASS
2484.125000	-59.7	39.0	-20.7	PASS
2485.575000	-59.8	39.1	-20.7	PASS
2484.925000	-59.8	39.1	-20.7	PASS
2485.425000	-59.8	39.1	-20.7	PASS
2483.575000	-60.0	39.4	-20.7	PASS
2485.475000	-60.1	39.4	-20.7	PASS



**Emissions in restricted frequency bands (Average) (2480 MHz; 15.000 dBm; 1 MHz)**

**Result**

DUT Frequency (MHz)	Result
2480.000000	PASS

**Final measurements**

Frequency (MHz)	Level Pre Measurement (dBm)	level (dBm)	Limit (dBm)	Margin (dB)	Result
---	---	---	---	---	---

**Pre Measurements**

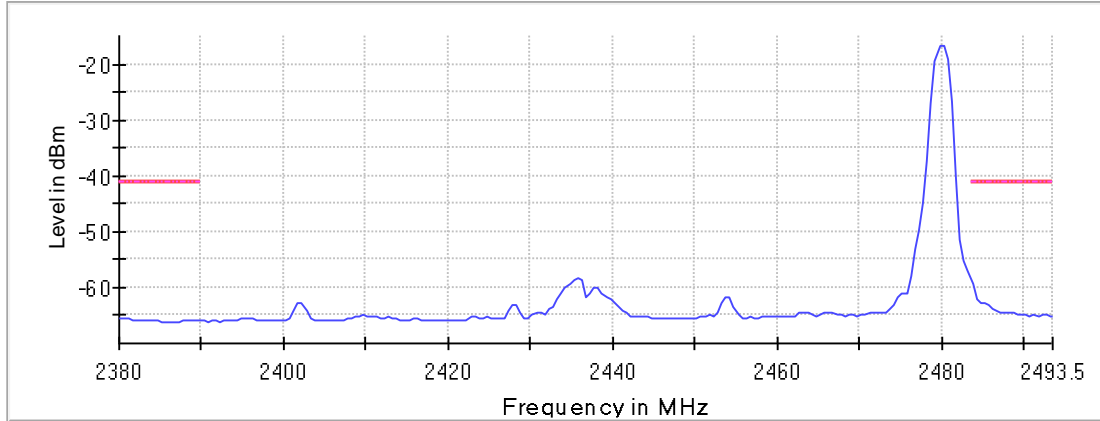
Frequency (MHz)	Level (dBm)	Margin (dB)	Limit (dBm)
2483.750000	-59.3	18.1	-41.2
2484.250000	-62.2	21.0	-41.2
2484.750000	-62.8	21.6	-41.2
2485.250000	-62.9	21.7	-41.2
2485.750000	-63.1	21.9	-41.2
2486.250000	-63.9	22.7	-41.2
2486.750000	-64.3	23.1	-41.2
2488.250000	-64.4	23.2	-41.2
2488.750000	-64.5	23.3	-41.2
2487.250000	-64.5	23.3	-41.2
2487.750000	-64.5	23.3	-41.2
2489.250000	-64.8	23.6	-41.2
2490.250000	-64.8	23.6	-41.2
2489.750000	-64.9	23.7	-41.2
2492.250000	-65.0	23.8	-41.2

**Measurement Settings**

Start Frequency (MHz)	Stop Frequency (MHz)	Pre Measurement	Final Measurement

2380.000000	2493.500000	1	1
-------------	-------------	---	---

Restricted Band



— Limit    - - - - - Threshold    × Critical    — Sum Level    × Final Critical

**Emissions in restricted frequency bands (Peak) (2480 MHz; 15.000 dBm; 1 MHz)**

**Result**

DUT Frequency (MHz)	Result
2480.000000	PASS

**Final measurements**

Frequency (MHz)	Level Pre Measurement (dBm)	level (dBm)	Limit (dBm)	Margin (dB)	Result
---	---	---	---	---	---

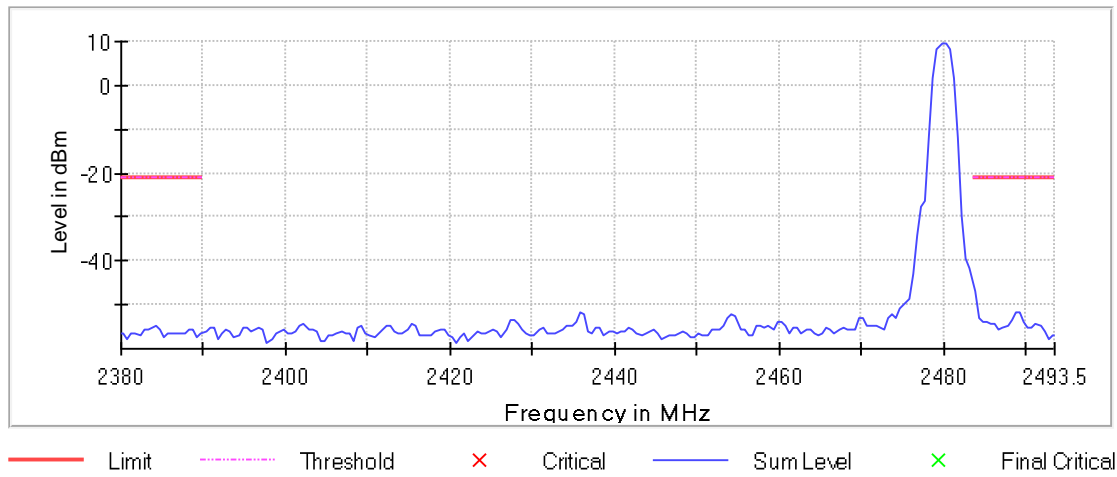
**Pre Measurements**

Frequency (MHz)	Level (dBm)	Margin (dB)	Limit (dBm)
2483.750000	-47.0	25.8	-21.2
2489.250000	-51.9	30.7	-21.2
2488.750000	-51.9	30.7	-21.2
2484.250000	-53.0	31.8	-21.2
2488.250000	-53.2	32.0	-21.2
2489.750000	-53.7	32.5	-21.2
2484.750000	-54.0	32.8	-21.2
2485.250000	-54.0	32.8	-21.2
2486.250000	-54.2	33.0	-21.2
2485.750000	-54.3	33.1	-21.2
2491.250000	-54.4	33.2	-21.2
2384.250000	-54.8	33.6	-21.2
2487.750000	-54.9	33.7	-21.2
2491.750000	-55.0	33.8	-21.2
2490.750000	-55.1	33.9	-21.2

### Measurement Settings

Start Frequency (MHz)	Stop Frequency (MHz)	Pre Measurement	Final Measurement
2380.000000	2493.500000	1	1

Restricted Band



-- End of Report --