




427 West 12800 South
Draper, UT 84020

Test Report Attachment

FCC ID	SWX-UX
ISED ID	6545A-UX
Equipment Under Test	UX
Test Report Serial Number	TR7912_01
Date of Test(s)	April 25-24 2023
Report Issue Date	5 May 2023

Test Personnel

Testing performed by	
-----------------------------	---

Test Location

Testing was performed at the Unified Compliance Laboratory located at 427 West 12800 South, Draper, UT 84020. Unified Compliance Laboratory is accredited by National Voluntary Laboratory Accreditation Program (NVLAP); NVLAP Code 600241-0 which is effective until 30 June 2023. This site has also been registered with Innovations, Science and Economic Development (ISED) department as was accepted under Appendix B, Phase 1 procedures of the APEC Tel MRA for Canadian recognition. ISED No.: 25346, effective until 30 June 2023. Unified Compliance Laboratory has been assigned Conformity Assessment Number US0223 by ISED and MRA US5037.



NVLAP LAB CODE 600241-0

1 Table of Contents

<i>Test Personnel</i>	1
<i>Test Location</i>	1
2 UNII-2C Summary	3
2.1 A Mode 3	
2.1.1 NSS1-PSD	16
2.2 Ac Mode 19	
2.2.1 NSS1-PSD	53
2.3 Ax Mode 56	
2.3.1 NSS1-PSD	90
2.4 N Mode 94	
2.4.1 NSS1-PSD	116

2 UNII-2C Summary

2.1 A Mode

Summary

Test	Frequency (MHz)	Nominal Power (dBm)	Nominal Bandwidth (MHz)	Result
Emission Bandwidth 26 dB	5500.000	24.0	20.000000	PASS
RF output power	5500.000	24.0	20.000000	PASS
Power Spectral Density	5500.000	24.0	20.000000	PASS
Occupied Channel Bandwidth 99%	5500.000	24.0	20.000000	PASS
Emission Bandwidth 26 dB	5600.000	24.0	20.000000	PASS
Occupied Channel Bandwidth 99%	5600.000	24.0	20.000000	PASS
Emission Bandwidth 26 dB	5720.000	24.0	20.000000	PASS
Occupied Channel Bandwidth 99%	5720.000	24.0	20.000000	PASS

Emission Bandwidth 26 dB (5500 MHz; 24.000 dBm; 20 MHz)

Customized settings.

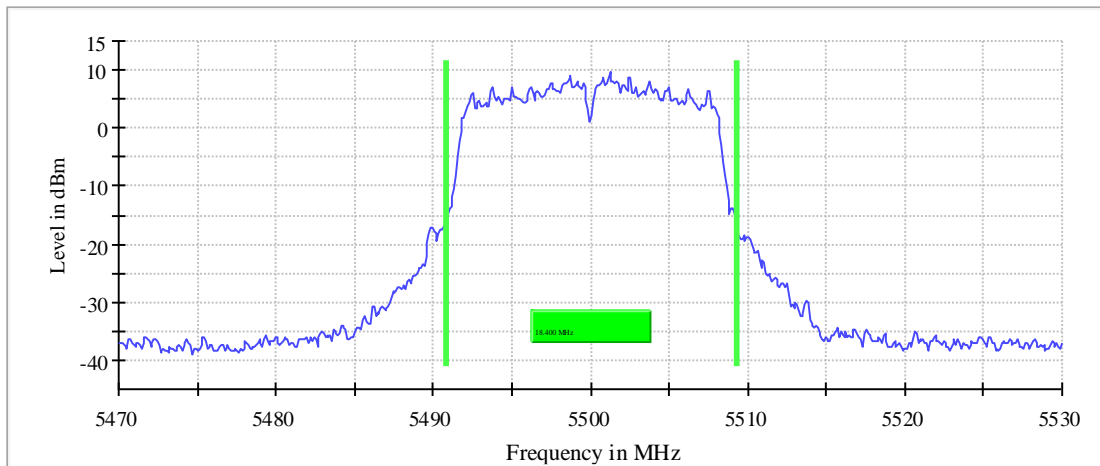
26 dB Bandwidth

DUT Frequency (MHz)	Bandwidth (MHz)	Limit Min (MHz)	Limit Max (MHz)	Band Edge Left (MHz)	Band Edge Right (MHz)
5500.000000	18.400000	---	---	5490.850000	5509.250000

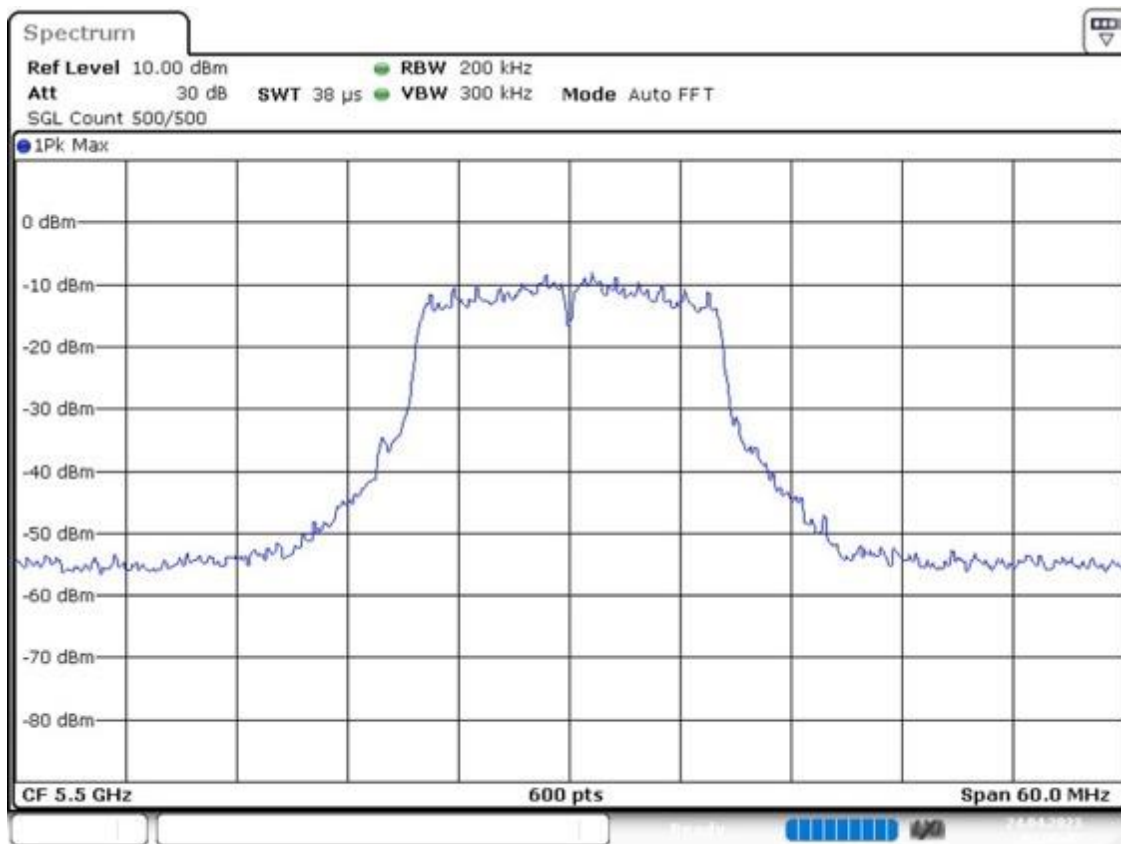
(continuation of the "26 dB Bandwidth" table from column 6 ...)

DUT Frequency (MHz)	Max Level (dBm)	Result
5500.000000	9.5	PASS

26 dB Bandwidth



Bandwidth



Date: 24.APR.2023 02:56:45

Measurement

Setting	Instrument Value	Target Value
Start Frequency	5.47000 GHz	5.47000 GHz
Stop Frequency	5.53000 GHz	5.53000 GHz
Span	60.000 MHz	60.000 MHz
RBW	200.000 kHz	~ 200.000 kHz
VBW	300.000 kHz	>= 240.000 kHz
SweepPoints	600	~ 600
SweepTime	37.969 μ s	AUTO
Reference Level	10.000 dBm	10.000 dBm
Attenuation	30.000 dB	AUTO
Detector	MaxPeak	MaxPeak
SweepCount	500	500
Filter	3 dB	3 dB
Trace Mode	Max Hold	Max Hold
SweepType	FFT	AUTO
Preamp	off	off

RF output power (5500 MHz; 24.000 dBm; 20 MHz)

Customized settings.

Result

DUT Frequency (MHz)	Gated RMS (dBm)	Limit Max (dBm)	Gated EIRP (dBm)	DutyCycle (%)	Result
5500.000000	22.1	23.6	22.1	93.694	PASS

OSP PowerMeter settings

Setting	Instrument Value	Target Value
Measurement Time	1.000 s	1.000 s
Points	1000000	1000000
Time resolution	1.000 μ s	1.000 μ s

Power Spectral Density (5500 MHz; 24.000 dBm; 20 MHz)

Customized settings.

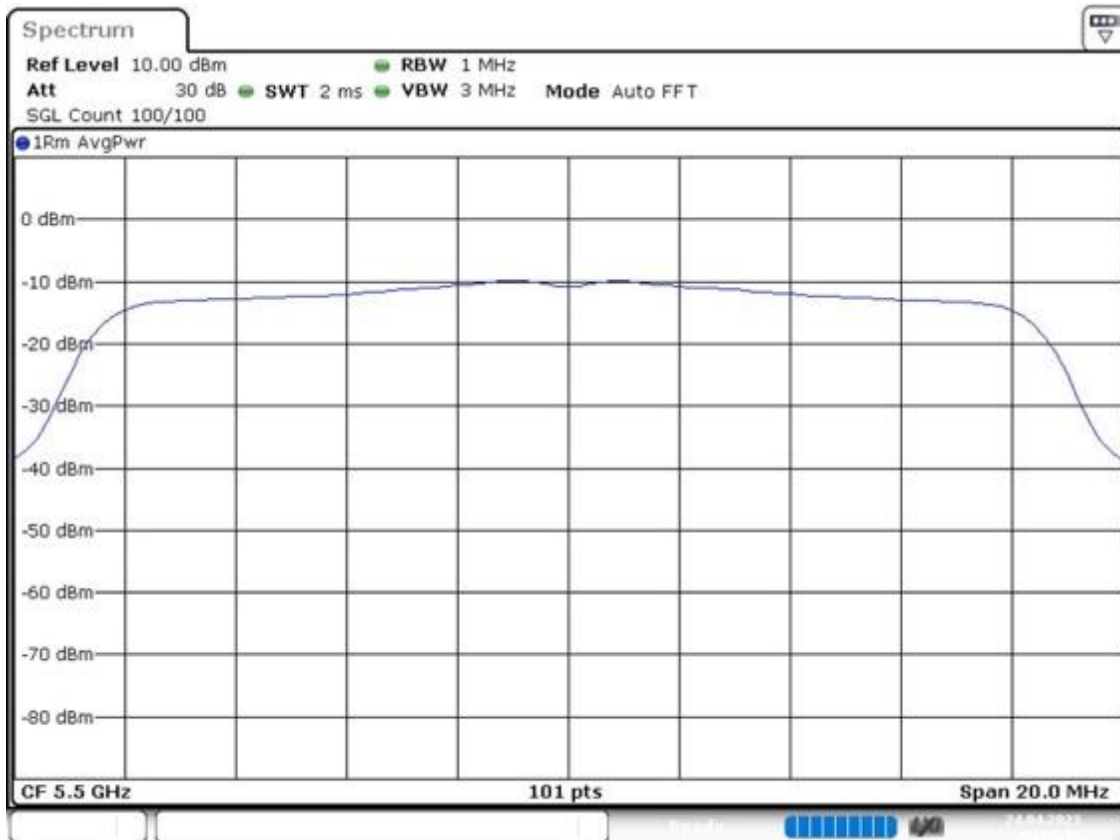
Result

DUT Frequency (MHz)	Frequency (MHz)	PSD (dBm)	Limit Max (dBm)	Result
5500.000000	5500.792079	10.593	11.0	PASS

Ports

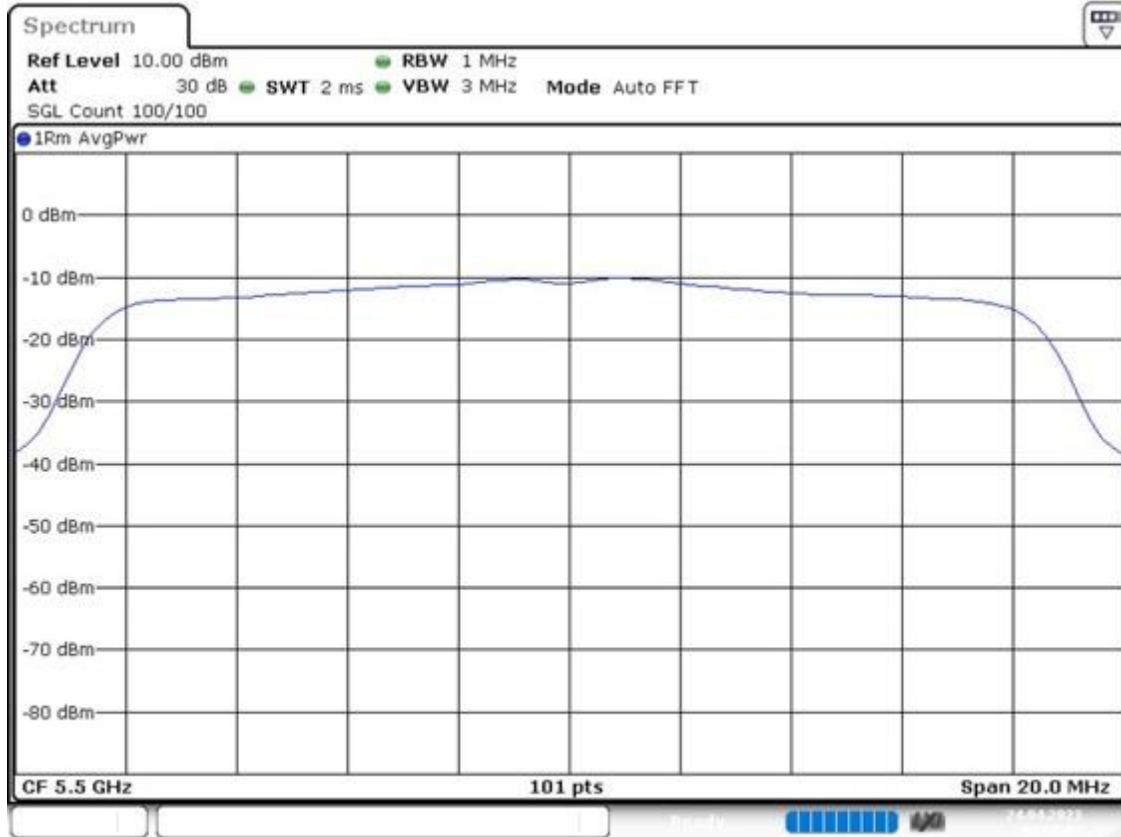
Port	State
1	used
2	used

PSD Connector 1



Date: 24.APR.2023 02:57:23

PSD Connector 2



Date: 24.APR.2023 02:57:30

Measurement

Setting	Instrument Value	Target Value
Start Frequency	5.49000 GHz	5.49000 GHz
Stop Frequency	5.51000 GHz	5.51000 GHz
Span	20.000 MHz	20.000 MHz
RBW	1.000 MHz	<= 1.000 MHz
VBW	3.000 MHz	>= 3.000 MHz
SweepPoints	101	~ 40
Sweeptime	2.020 ms	2.020 ms
Reference Level	10.000 dBm	10.000 dBm
Attenuation	30.000 dB	AUTO
Detector	RMS	RMS
SweepCount	100	100
Filter	3 dB	3 dB
Trace Mode	Average Power	Average Power
Sweeptype	FFT	AUTO
Preamp	off	off

Occupied Channel Bandwidth 99% (5500 MHz; 24.000 dBm; 20 MHz)

Customized settings.

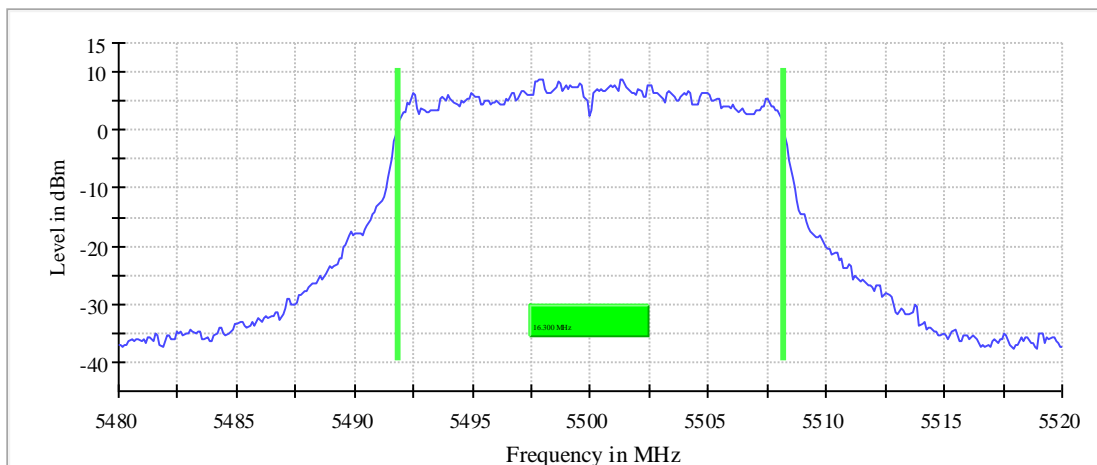
99 % Bandwidth

DUT Frequency (MHz)	Bandwidth (MHz)	Limit Min (MHz)	Limit Max (MHz)	Band Edge Left (MHz)	Band Edge Right (MHz)
5500.000000	16.300000	---	---	5491.850000	5508.150000

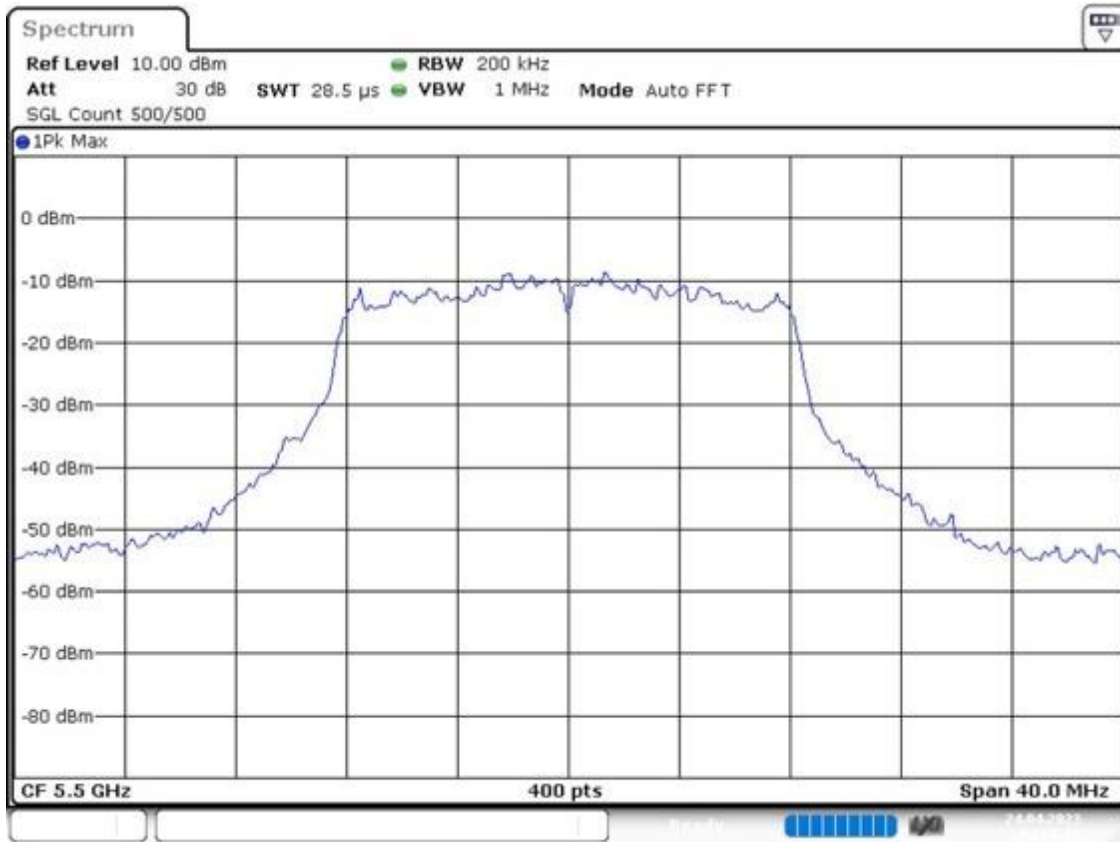
(continuation of the "99 % Bandwidth" table from column 6 ...)

DUT Frequency (MHz)	Result
5500.000000	PASS

99 % Bandwidth



Bandwidth



Date: 24.APR.2023 02:57:39

Measurement

Setting	Instrument Value	Target Value
Start Frequency	5.48000 GHz	5.48000 GHz
Stop Frequency	5.52000 GHz	5.52000 GHz
Span	40.000 MHz	40.000 MHz
RBW	200.000 kHz	\geq 200.000 kHz
VBW	1.000 MHz	\geq 600.000 kHz
SweepPoints	400	\sim 400
Sweeptime	28.477 μ s	AUTO
Reference Level	10.000 dBm	10.000 dBm
Attenuation	30.000 dB	AUTO
Detector	MaxPeak	MaxPeak
SweepCount	500	500
Filter	3 dB	3 dB
Trace Mode	Max Hold	Max Hold
Sweeptype	FFT	AUTO
Preamp	off	off

Emission Bandwidth 26 dB (5600 MHz; 24.000 dBm; 20 MHz)

Customized settings.

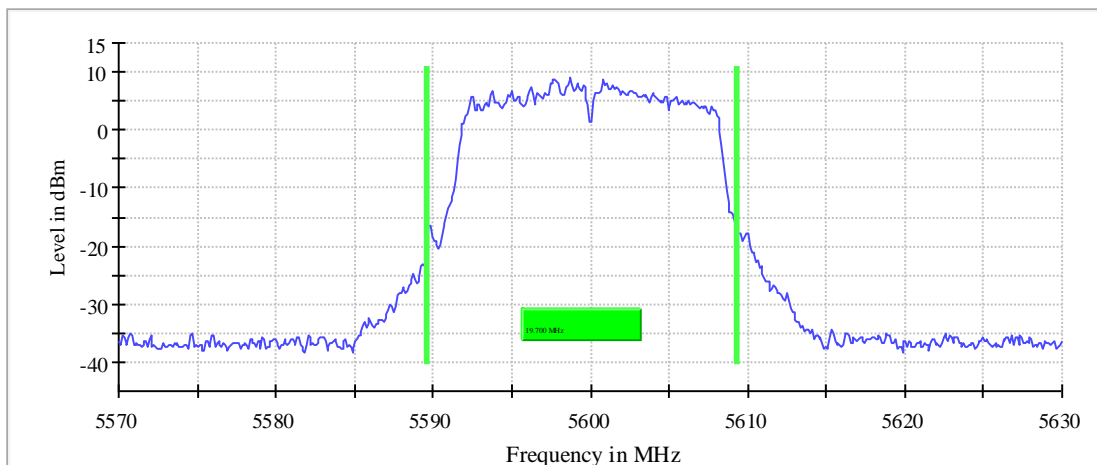
26 dB Bandwidth

DUT Frequency (MHz)	Bandwidth (MHz)	Limit Min (MHz)	Limit Max (MHz)	Band Edge Left (MHz)	Band Edge Right (MHz)
5600.000000	19.700000	---	---	5589.650000	5609.350000

(continuation of the "26 dB Bandwidth" table from column 6 ...)

DUT Frequency (MHz)	Max Level (dBm)	Result
5600.000000	8.9	PASS

26 dB Bandwidth



Bandwidth



Date: 24.APR.2023 02:59:03

Occupied Channel Bandwidth 99% (5600 MHz; 24.000 dBm; 20 MHz)

Customized settings.

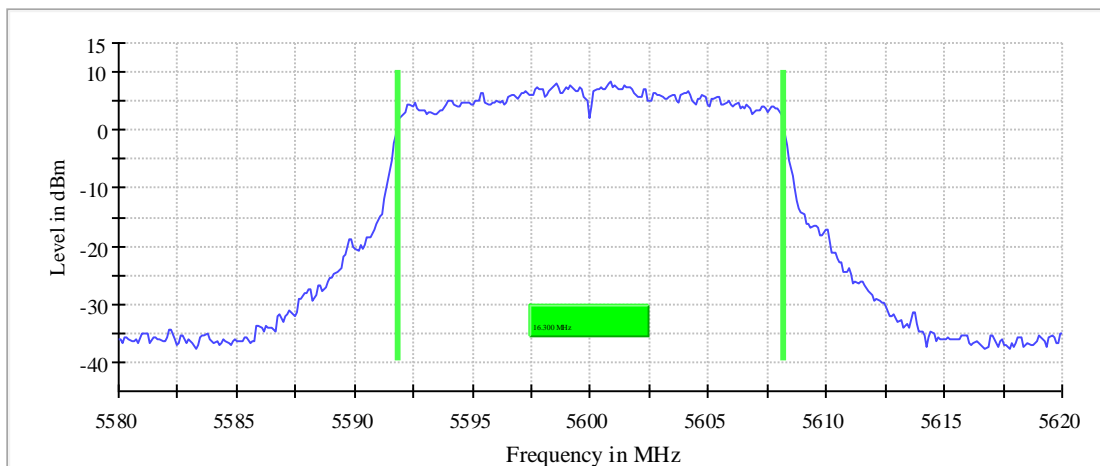
99 % Bandwidth

DUT Frequency (MHz)	Bandwidth (MHz)	Limit Min (MHz)	Limit Max (MHz)	Band Edge Left (MHz)	Band Edge Right (MHz)
5600.000000	16.300000	---	---	5591.850000	5608.150000

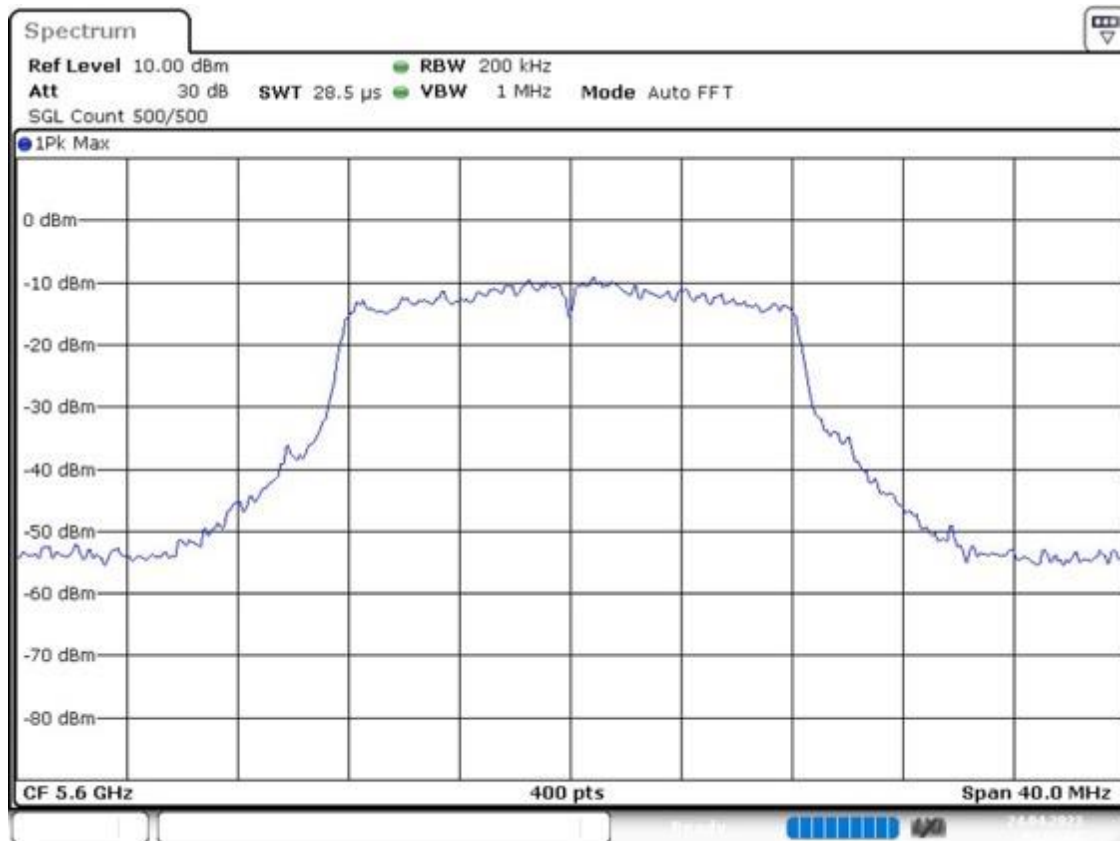
(continuation of the "99 % Bandwidth" table from column 6 ...)

DUT Frequency (MHz)	Result
5600.000000	PASS

99 % Bandwidth



Bandwidth



Date: 24.APR.2023 02:59:58

Emission Bandwidth 26 dB (5720 MHz; 24.000 dBm; 20 MHz)

Customized settings.

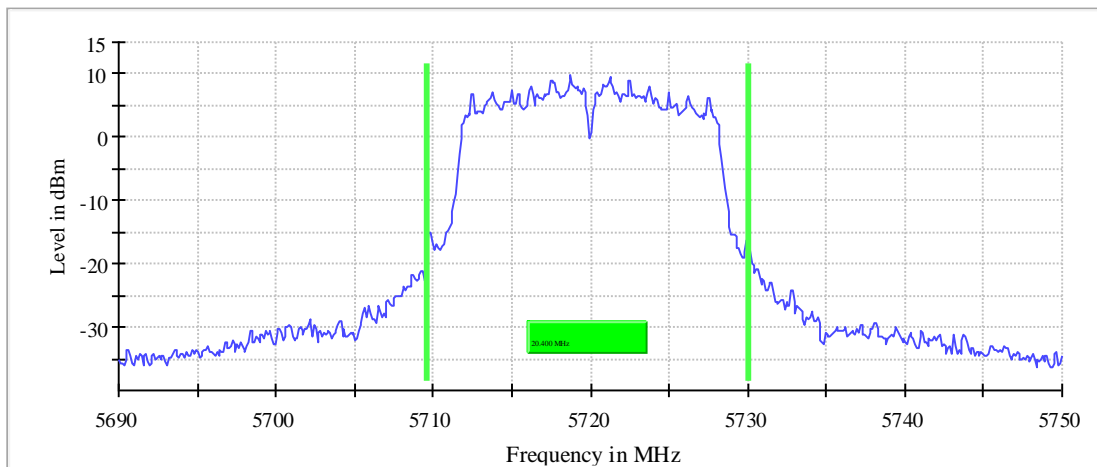
26 dB Bandwidth

DUT Frequency (MHz)	Bandwidth (MHz)	Bandwidth U-NII 2C (MHz)	Bandwidth U-NII 3 (MHz)	Limit Min (MHz)	Limit Max (MHz)
5720.000000	20.400000	15.350000	5.050000	---	---

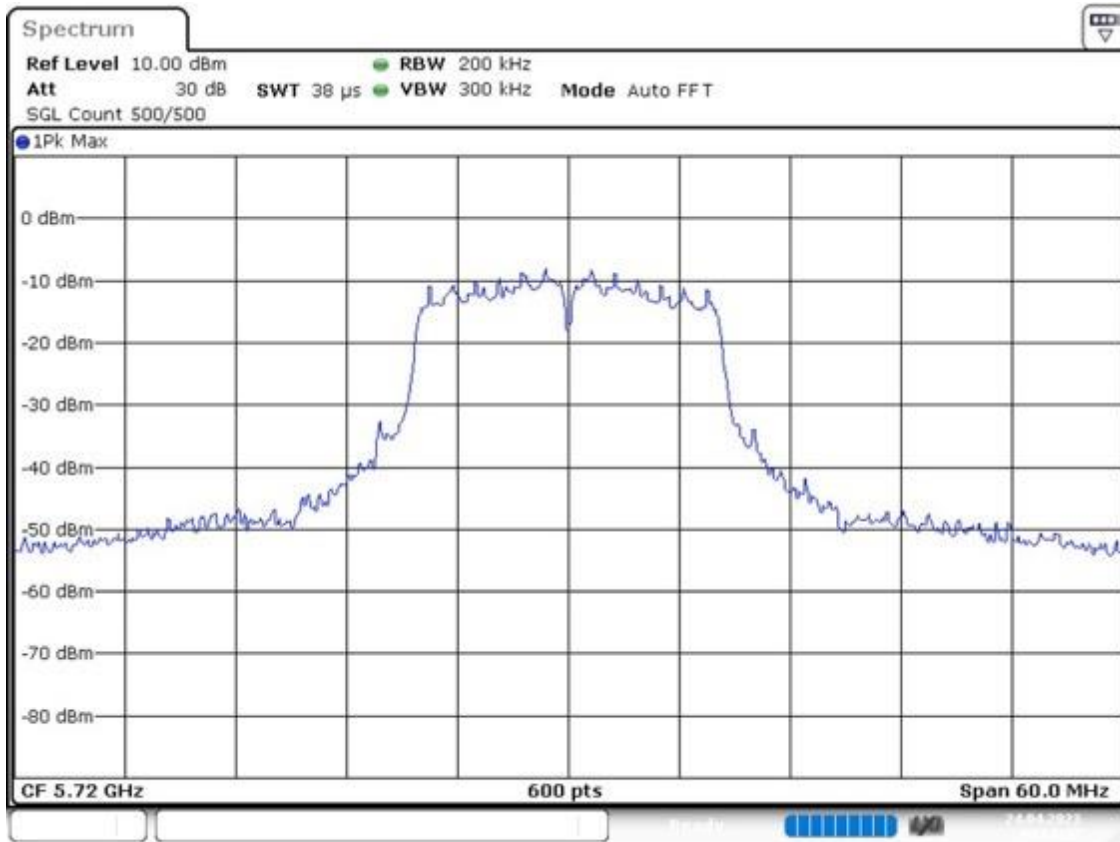
(continuation of the "26 dB Bandwidth" table from column 6 ...)

DUT Frequency (MHz)	Band Edge Left (MHz)	Band Edge Right (MHz)	Max Level (dBm)	Result
5720.000000	5709.650000	5730.050000	9.7	PASS

26 dB Bandwidth



Bandwidth



Date: 24.APR.2023 03:01:37

Occupied Channel Bandwidth 99% (5720 MHz; 24.000 dBm; 20 MHz)

Customized settings.

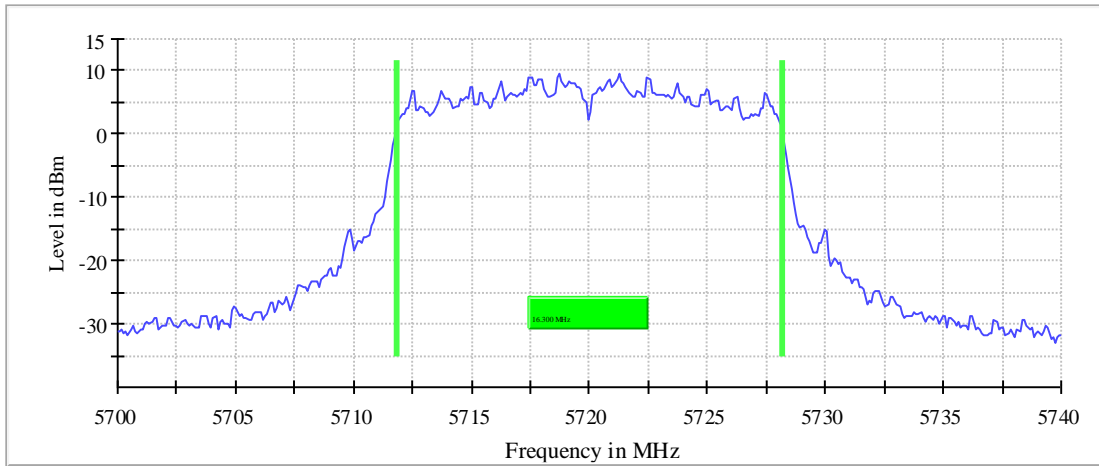
99 % Bandwidth

DUT Frequency (MHz)	Bandwidth (MHz)	Bandwidth U-NII 2C (MHz)	Bandwidth U-NII 3 (MHz)	Limit Min (MHz)	Limit Max (MHz)
5720.000000	16.300000	13.150000	3.150000	---	---

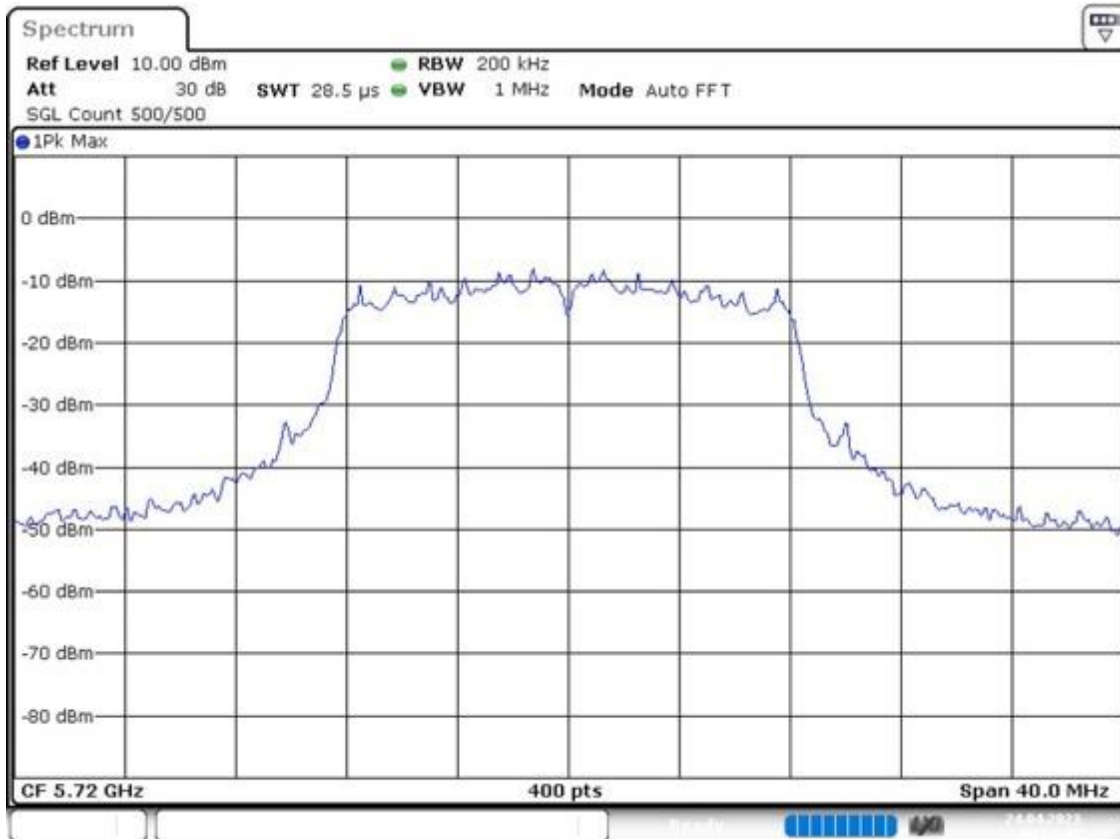
(continuation of the "99 % Bandwidth" table from column 6 ...)

DUT Frequency (MHz)	Band Edge Left (MHz)	Band Edge Right (MHz)	Result
5720.000000	5711.850000	5728.150000	PASS

99 % Bandwidth



Bandwidth



Date: 24.APR.2023 03:02:31

2.1.1 NSS1-PSD

Summary

Test	Frequency (MHz)	Nominal Power (dBm)	Nominal Bandwidth (MHz)	Result
Power Spectral Density	5500.000	24.0	20.000000	PASS
Power Spectral Density	5600.000	24.0	20.000000	PASS
Power Spectral Density	5720.000	24.0	20.000000	PASS

Power Spectral Density (5500 MHz; 24.000 dBm; 20 MHz)

Customized settings.

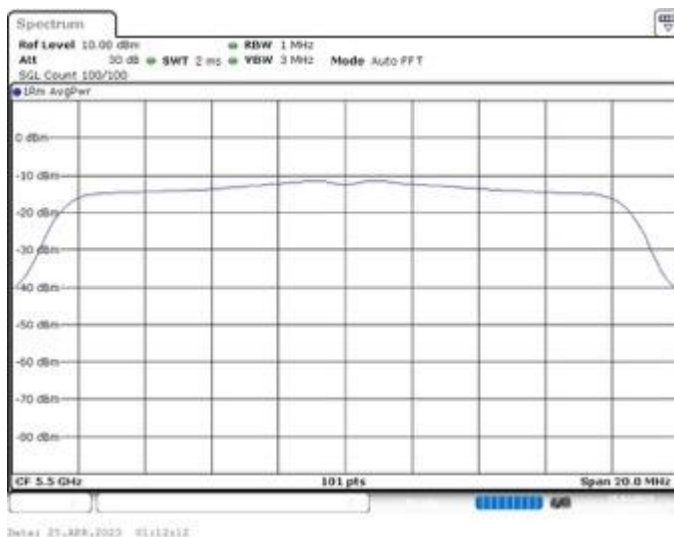
Result

DUT Frequency (MHz)	Frequency (MHz)	PSD (dBm)	Limit Max (dBm)	Result
5500.000000	5500.792079	8.937	11.0	PASS

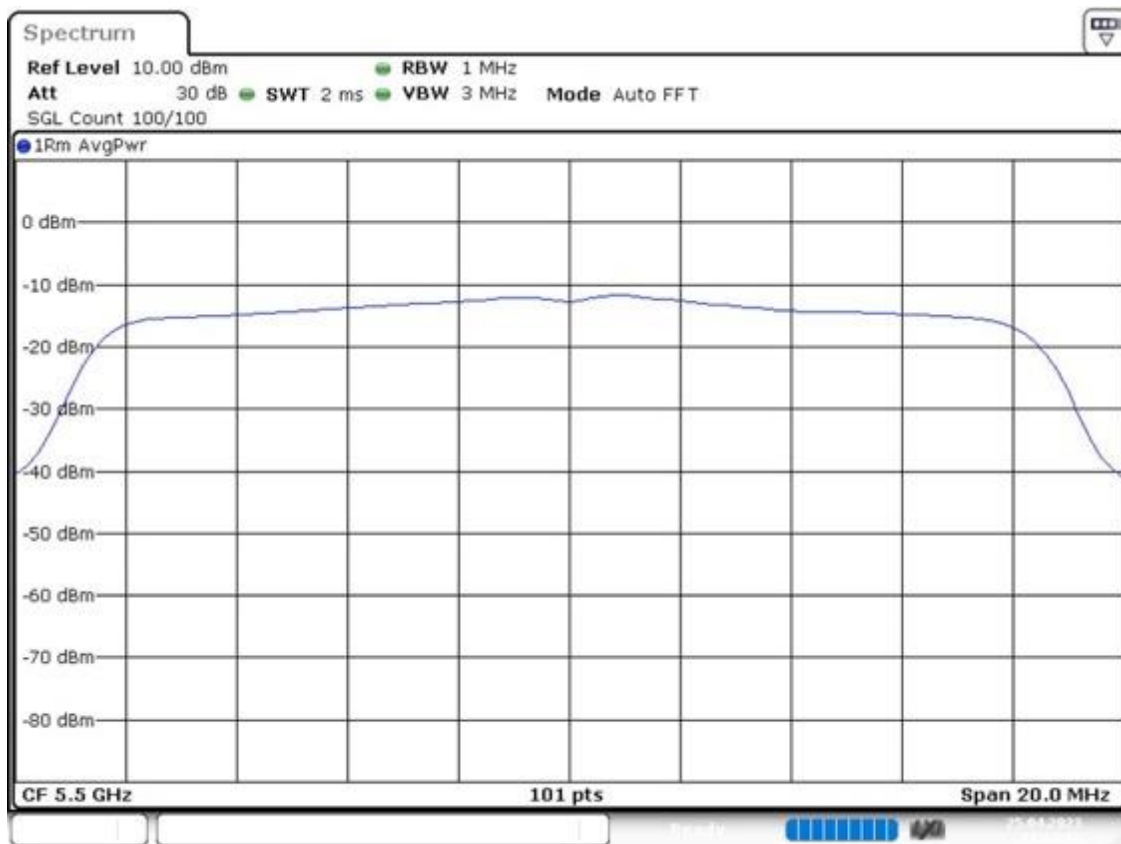
Ports

Port	State
1	used
2	used

PSD Connector 1



PSD Connector 2



Date: 25.APR.2023 01:12:19

Measurement

Setting	Instrument Value	Target Value
Start Frequency	5.49000 GHz	5.49000 GHz
Stop Frequency	5.51000 GHz	5.51000 GHz
Span	20.000 MHz	20.000 MHz
RBW	1.000 MHz	<= 1.000 MHz
VBW	3.000 MHz	>= 3.000 MHz
SweepPoints	101	~ 40
SweepTime	2.020 ms	2.020 ms
Reference Level	10.000 dBm	10.000 dBm
Attenuation	30.000 dB	AUTO
Detector	RMS	RMS
SweepCount	100	100
Filter	3 dB	3 dB
Trace Mode	Average Power	Average Power
SweepType	FFT	AUTO
Preamp	off	off

Power Spectral Density (5600 MHz; 24.000 dBm; 20 MHz)

Customized settings.

Result

DUT Frequency (MHz)	Frequency (MHz)	PSD (dBm)	Limit Max (dBm)	Result
5600.000000	5600.990099	9.031	11.0	PASS

Ports

Port	State
1	used
2	used

Power Spectral Density (5720 MHz; 24.000 dBm; 20 MHz)

Customized settings.

Result

DUT Frequency (MHz)	Frequency (MHz)	PSD (dBm)	Limit Max (dBm)	Result
5720.000000	5719.009901	9.091	11.0	PASS

Ports

Port	State
1	used
2	used

2.2 Ac Mode

Summary

Test	Frequency (MHz)	Nominal Power (dBm)	Nominal Bandwidth (MHz)	Result
Emission Bandwidth 26 dB	5500.000	24.0	20.000000	PASS
RF output power	5500.000	24.0	20.000000	PASS
Power Spectral Density	5500.000	24.0	20.000000	PASS
Occupied Channel Bandwidth 99%	5500.000	24.0	20.000000	PASS
Emission Bandwidth 26 dB	5600.000	24.0	20.000000	PASS
Occupied Channel Bandwidth 99%	5600.000	24.0	20.000000	PASS
Emission Bandwidth 26 dB	5720.000	24.0	20.000000	PASS
Occupied Channel Bandwidth 99%	5720.000	24.0	20.000000	PASS
Emission Bandwidth 26 dB	5510.000	24.0	40.000000	PASS
Occupied Channel Bandwidth 99%	5510.000	24.0	40.000000	PASS
Emission Bandwidth 26 dB	5590.000	24.0	40.000000	PASS
Occupied Channel Bandwidth 99%	5590.000	24.0	40.000000	PASS
Emission Bandwidth 26 dB	5710.000	24.0	40.000000	PASS
Occupied Channel Bandwidth 99%	5710.000	24.0	40.000000	PASS
Emission Bandwidth 26 dB	5530.000	24.0	80.000000	PASS
Occupied Channel Bandwidth 99%	5530.000	24.0	80.000000	PASS
Emission Bandwidth 26 dB	5610.000	24.0	80.000000	PASS
Occupied Channel Bandwidth 99%	5610.000	24.0	80.000000	PASS
Emission Bandwidth 26 dB	5690.000	24.0	80.000000	PASS
Occupied Channel Bandwidth 99%	5690.000	24.0	80.000000	PASS
Emission Bandwidth 26 dB	5570.000	24.0	160.000000	PASS
Occupied Channel Bandwidth 99%	5570.000	24.0	160.000000	PASS

Emission Bandwidth 26 dB (5500 MHz; 24.000 dBm; 20 MHz)

Customized settings.

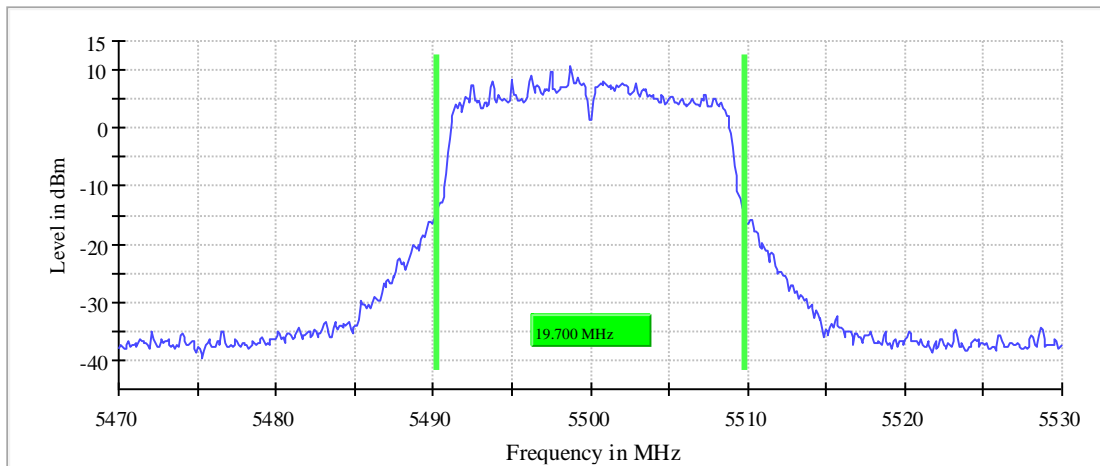
26 dB Bandwidth

DUT Frequency (MHz)	Bandwidth (MHz)	Limit Min (MHz)	Limit Max (MHz)	Band Edge Left (MHz)	Band Edge Right (MHz)
5500.000000	19.700000	---	---	5490.150000	5509.850000

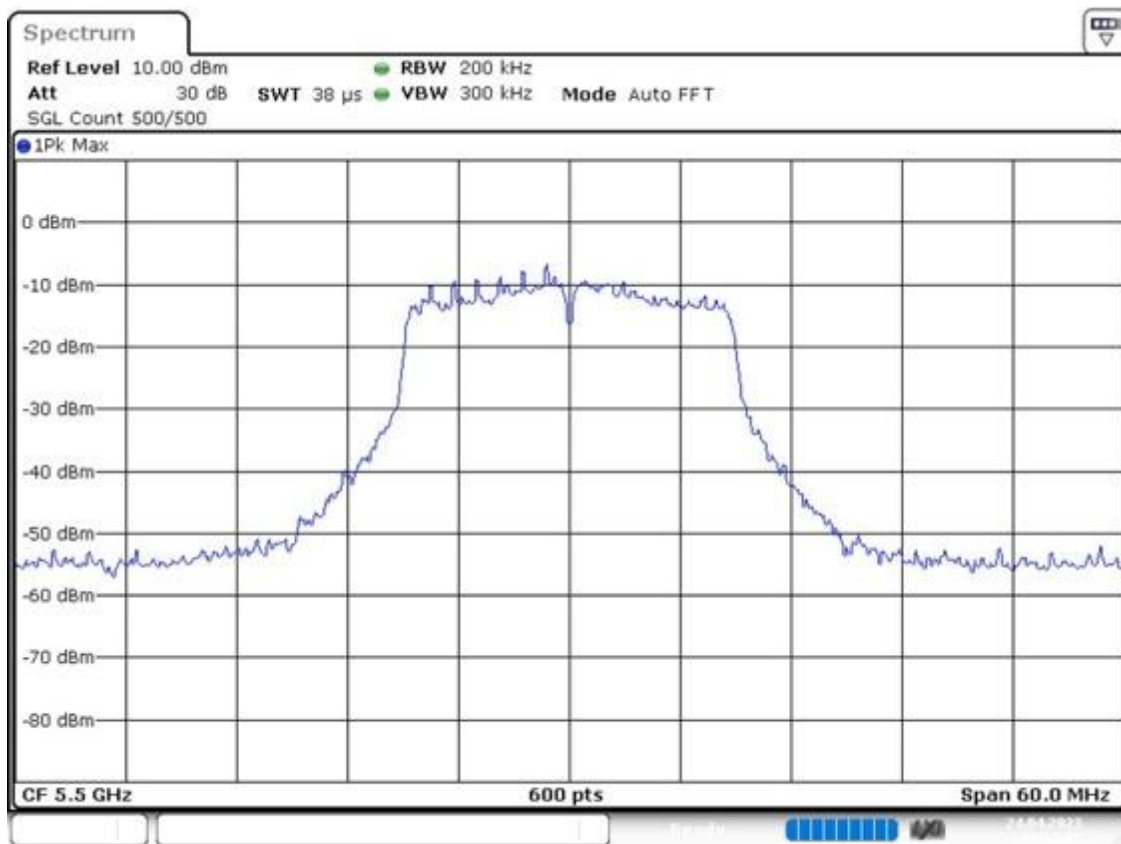
(continuation of the "26 dB Bandwidth" table from column 6 ...)

DUT Frequency (MHz)	Max Level (dBm)	Result
5500.000000	10.8	PASS

26 dB Bandwidth



Bandwidth



Date: 24.APR.2023 03:32:20

Measurement

Setting	Instrument Value	Target Value
Start Frequency	5.47000 GHz	5.47000 GHz
Stop Frequency	5.53000 GHz	5.53000 GHz
Span	60.000 MHz	60.000 MHz
RBW	200.000 kHz	~ 200.000 kHz
VBW	300.000 kHz	>= 240.000 kHz
SweepPoints	600	~ 600
SweepTime	37.969 μ s	AUTO
Reference Level	10.000 dBm	10.000 dBm
Attenuation	30.000 dB	AUTO
Detector	MaxPeak	MaxPeak
SweepCount	500	500
Filter	3 dB	3 dB
Trace Mode	Max Hold	Max Hold
SweepType	FFT	AUTO
Preamp	off	off

RF output power (5500 MHz; 24.000 dBm; 20 MHz)

Customized settings.

Result

DUT Frequency (MHz)	Gated RMS (dBm)	Limit Max (dBm)	Gated EIRP (dBm)	DutyCycle (%)	Result
5500.000000	22.5	23.9	22.5	91.612	PASS

OSP PowerMeter settings

Setting	Instrument Value	Target Value
Measurement Time	1.000 s	1.000 s
Points	1000000	1000000
Time resolution	1.000 μ s	1.000 μ s

Power Spectral Density (5500 MHz; 24.000 dBm; 20 MHz)

Customized settings.

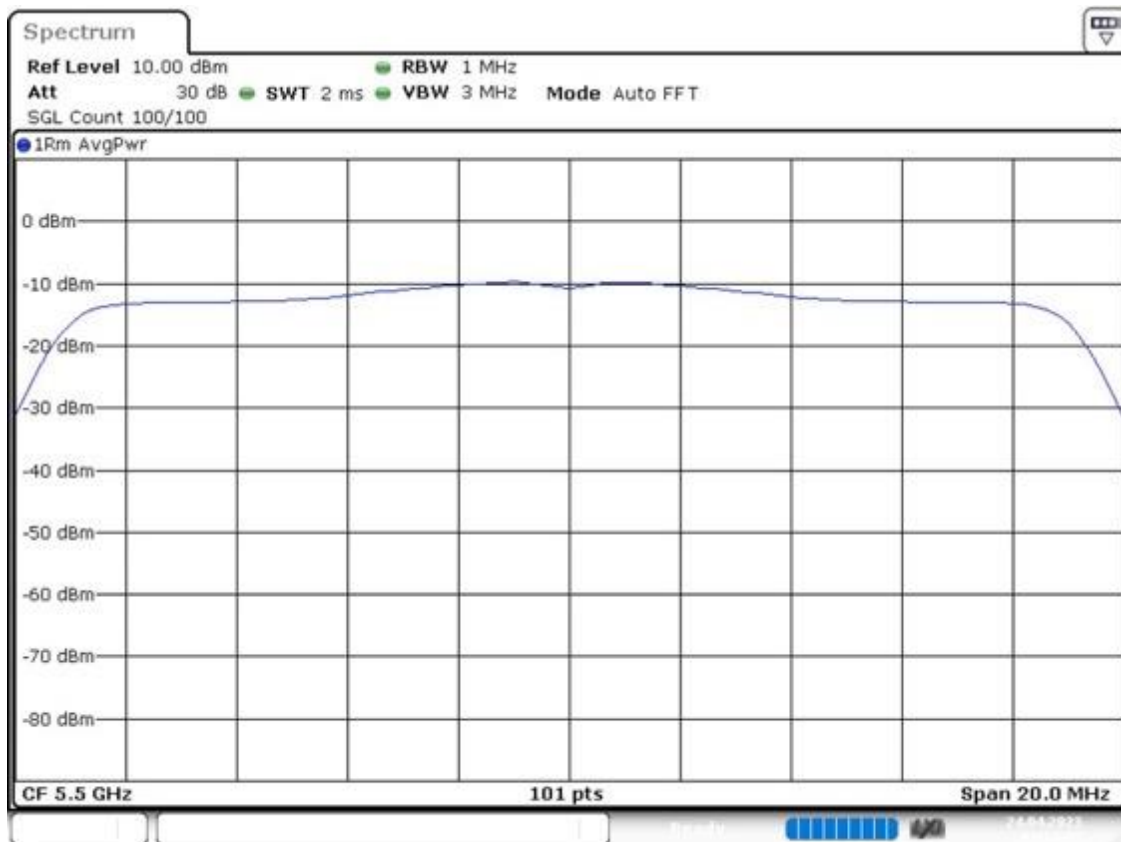
Result

DUT Frequency (MHz)	Frequency (MHz)	PSD (dBm)	Limit Max (dBm)	Result
5500.000000	5500.990099	10.814	11.0	PASS

Ports

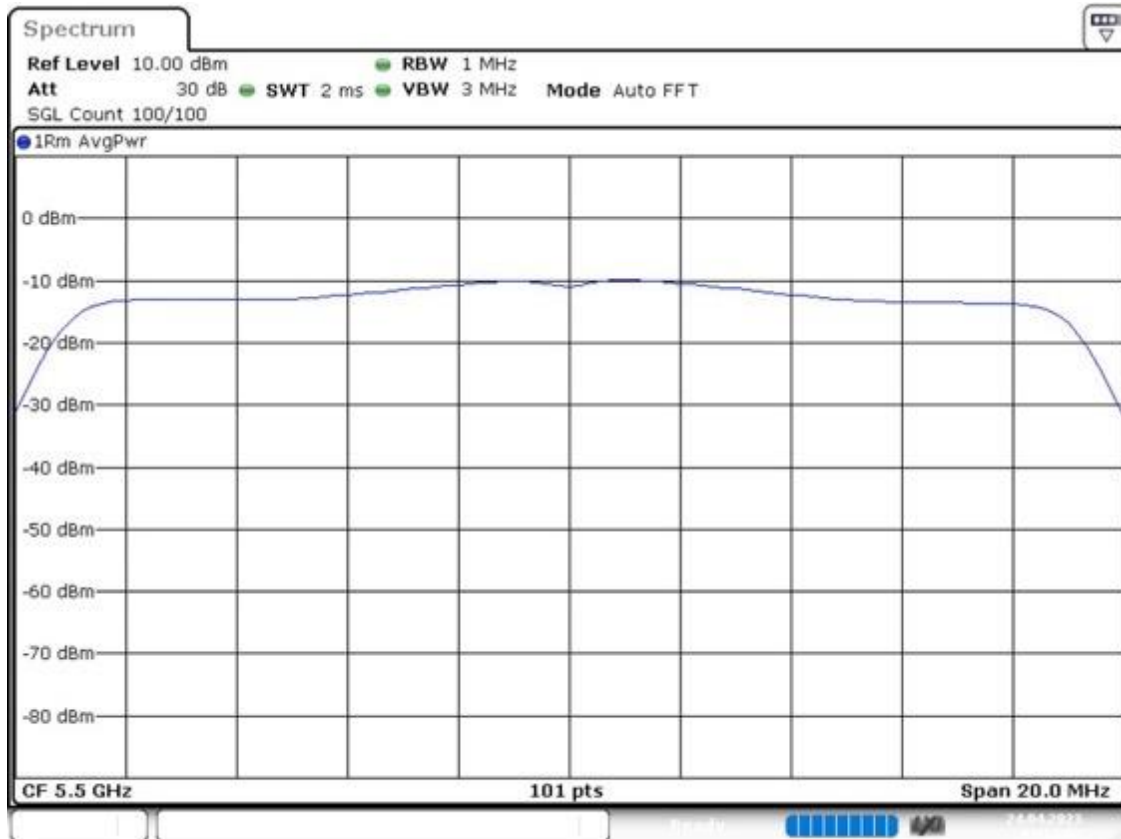
Port	State
1	used
2	used

PSD Connector 1



Date: 24.APR.2023 03:32:59

PSD Connector 2



Date: 24.APR.2023 03:33:06

Measurement

Setting	Instrument Value	Target Value
Start Frequency	5.49000 GHz	5.49000 GHz
Stop Frequency	5.51000 GHz	5.51000 GHz
Span	20.000 MHz	20.000 MHz
RBW	1.000 MHz	<= 1.000 MHz
VBW	3.000 MHz	>= 3.000 MHz
SweepPoints	101	~ 40
Sweeptime	2.020 ms	2.020 ms
Reference Level	10.000 dBm	10.000 dBm
Attenuation	30.000 dB	AUTO
Detector	RMS	RMS
SweepCount	100	100
Filter	3 dB	3 dB
Trace Mode	Average Power	Average Power
SweepType	FFT	AUTO
Preamp	off	off

Occupied Channel Bandwidth 99% (5500 MHz; 24.000 dBm; 20 MHz)

Customized settings.

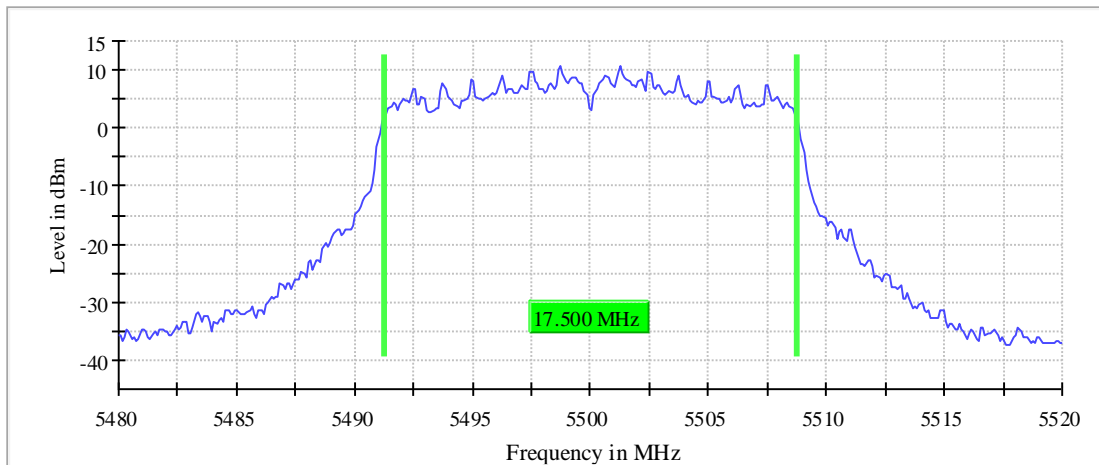
99 % Bandwidth

DUT Frequency (MHz)	Bandwidth (MHz)	Limit Min (MHz)	Limit Max (MHz)	Band Edge Left (MHz)	Band Edge Right (MHz)
5500.000000	17.500000	---	---	5491.250000	5508.750000

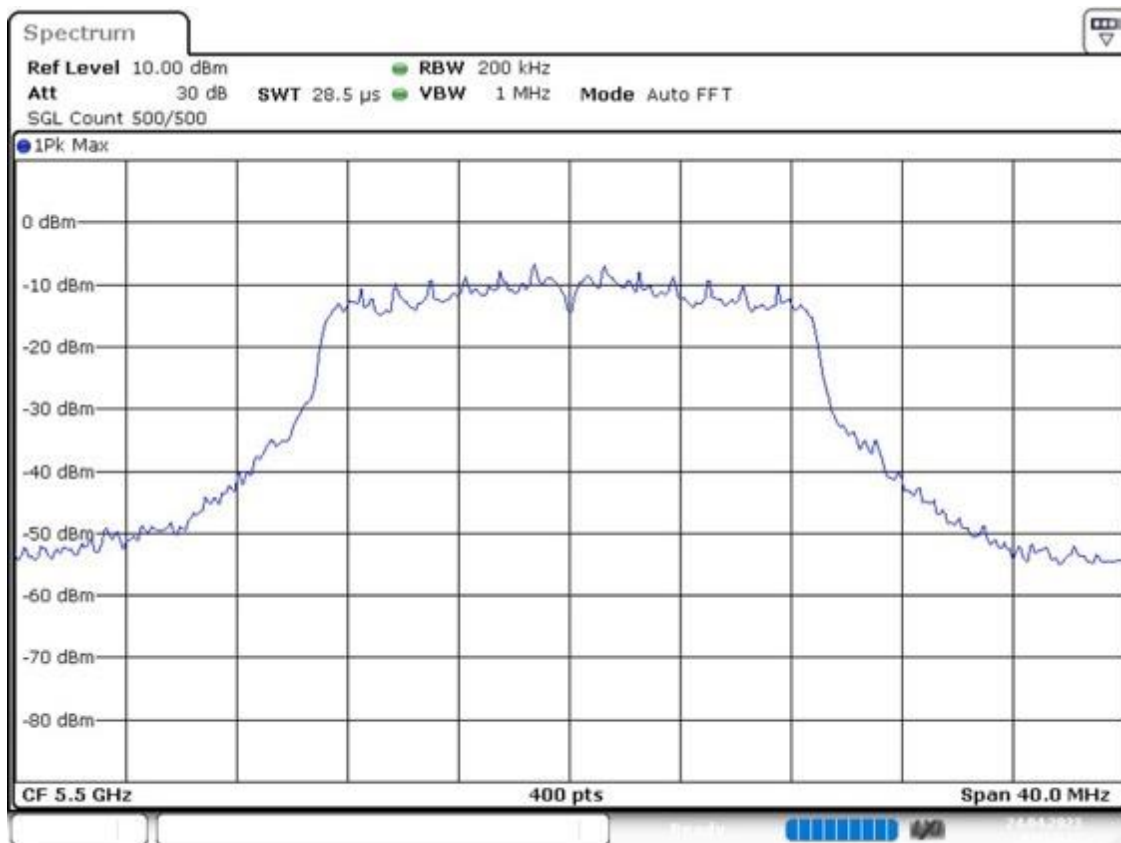
(continuation of the "99 % Bandwidth" table from column 6 ...)

DUT Frequency (MHz)	Result
5500.000000	PASS

99 % Bandwidth



Bandwidth



Date: 24.APR.2023 03:33:16

Measurement

Setting	Instrument Value	Target Value
Start Frequency	5.48000 GHz	5.48000 GHz
Stop Frequency	5.52000 GHz	5.52000 GHz
Span	40.000 MHz	40.000 MHz
RBW	200.000 kHz	\geq 200.000 kHz
VBW	1.000 MHz	\geq 600.000 kHz
SweepPoints	400	~ 400
Sweeptime	28.477 μ s	AUTO
Reference Level	10.000 dBm	10.000 dBm
Attenuation	30.000 dB	AUTO
Detector	MaxPeak	MaxPeak
SweepCount	500	500
Filter	3 dB	3 dB
Trace Mode	Max Hold	Max Hold
SweepType	FFT	AUTO
Preamp	off	off

Emission Bandwidth 26 dB (5600 MHz; 24.000 dBm; 20 MHz)

Customized settings.

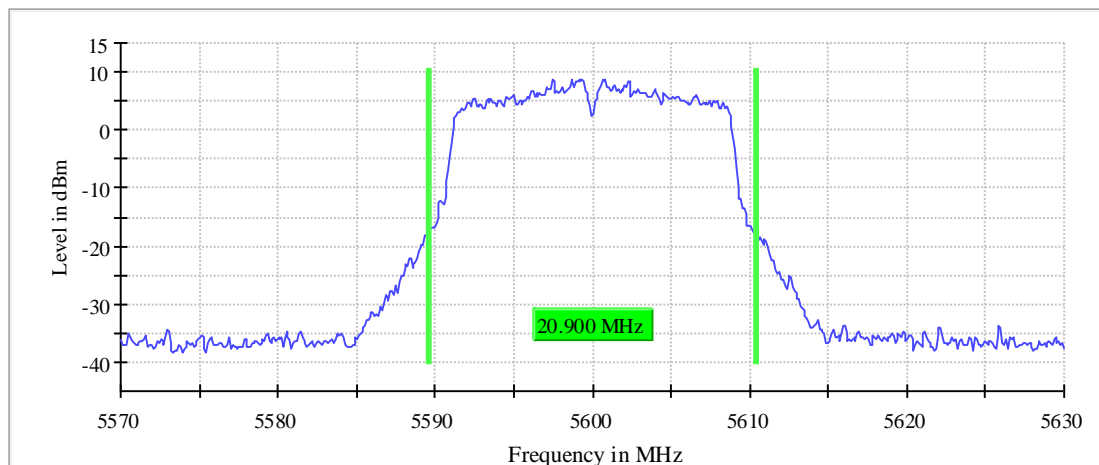
26 dB Bandwidth

DUT Frequency (MHz)	Bandwidth (MHz)	Limit Min (MHz)	Limit Max (MHz)	Band Edge Left (MHz)	Band Edge Right (MHz)
5600.000000	20.900000	---	---	5589.550000	5610.450000

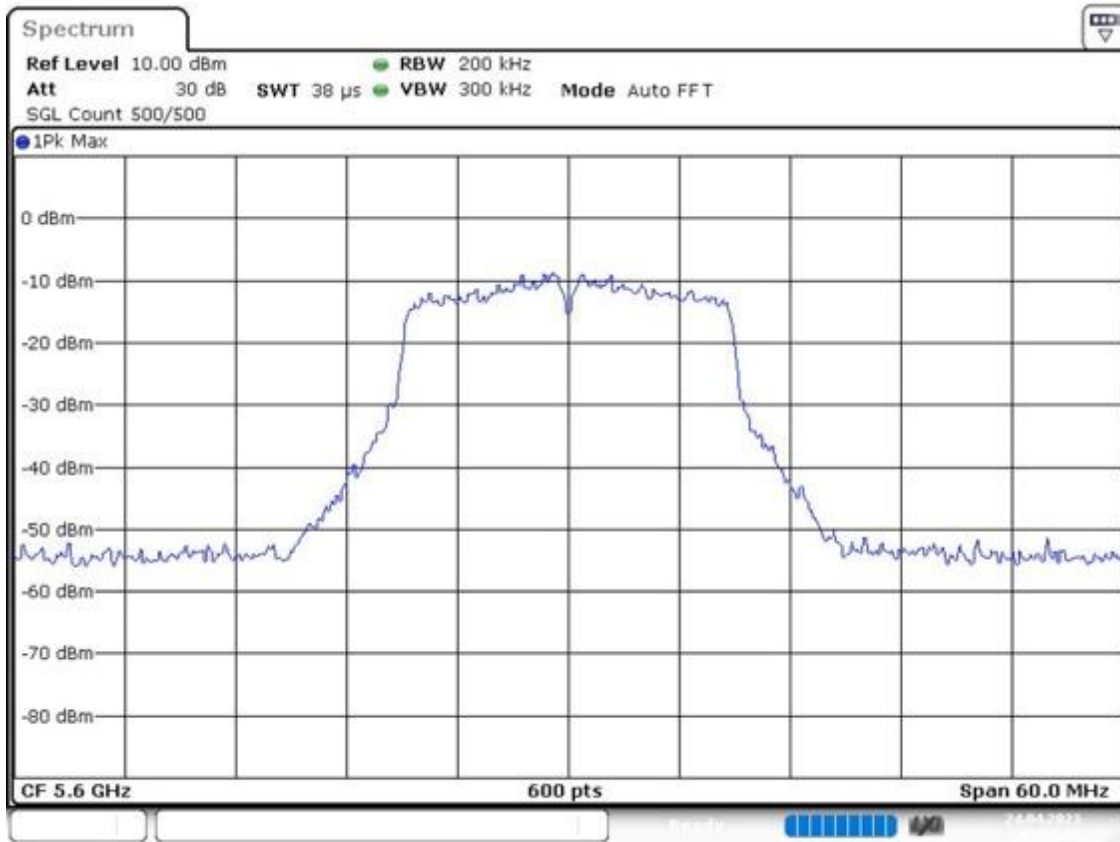
(continuation of the "26 dB Bandwidth" table from column 6 ...)

DUT Frequency (MHz)	Max Level (dBm)	Result
5600.000000	8.8	PASS

26 dB Bandwidth



Bandwidth



Date: 24.APR.2023 03:33:31

Occupied Channel Bandwidth 99% (5600 MHz; 24.000 dBm; 20 MHz)

Customized settings.

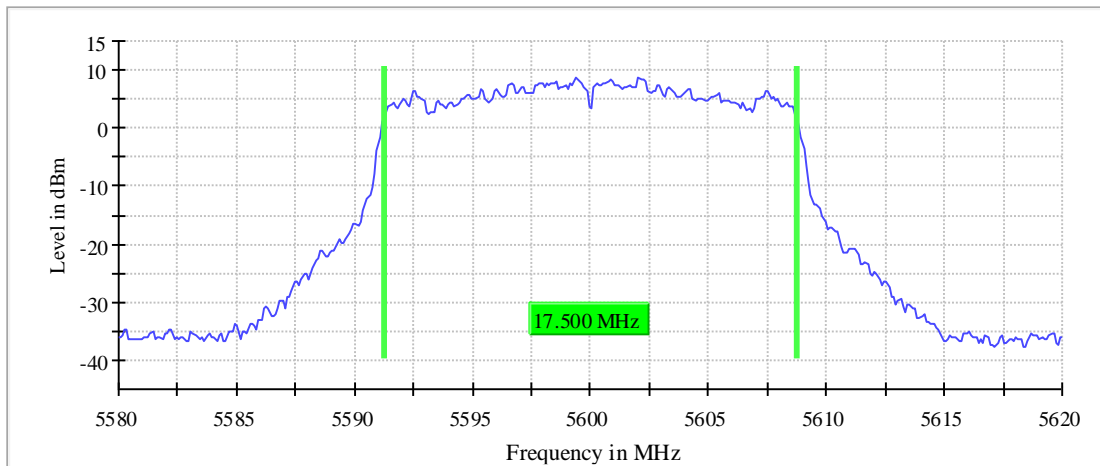
99 % Bandwidth

DUT Frequency (MHz)	Bandwidth (MHz)	Limit Min (MHz)	Limit Max (MHz)	Band Edge Left (MHz)	Band Edge Right (MHz)
5600.000000	17.500000	---	---	5591.250000	5608.750000

(continuation of the "99 % Bandwidth" table from column 6 ...)

DUT Frequency (MHz)	Result
5600.000000	PASS

99 % Bandwidth



Bandwidth



Date: 24.APR.2023 03:34:28

Emission Bandwidth 26 dB (5720 MHz; 24.000 dBm; 20 MHz)

Customized settings.

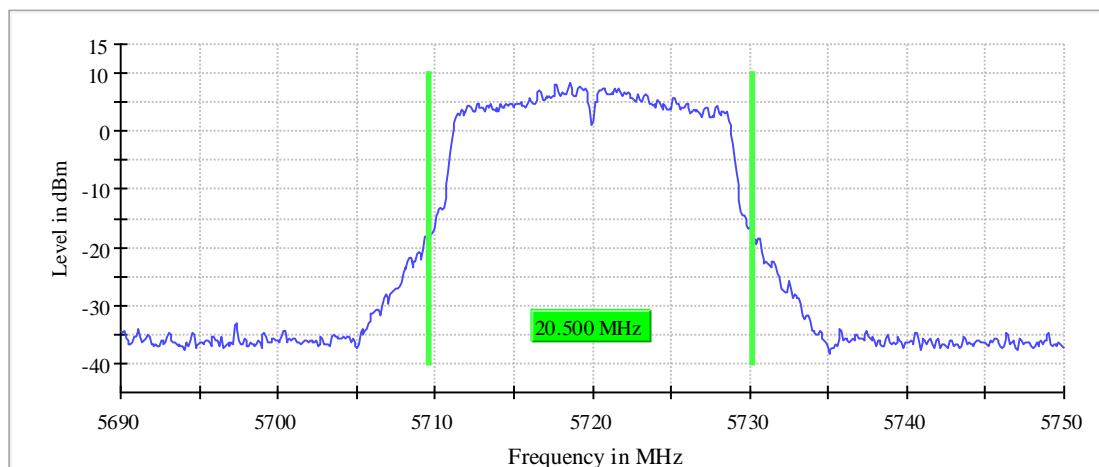
26 dB Bandwidth

DUT Frequency (MHz)	Bandwidth (MHz)	Bandwidth U-NII 2C (MHz)	Bandwidth U-NII 3 (MHz)	Limit Min (MHz)	Limit Max (MHz)
5720.000000	20.500000	15.350000	5.150000	---	---

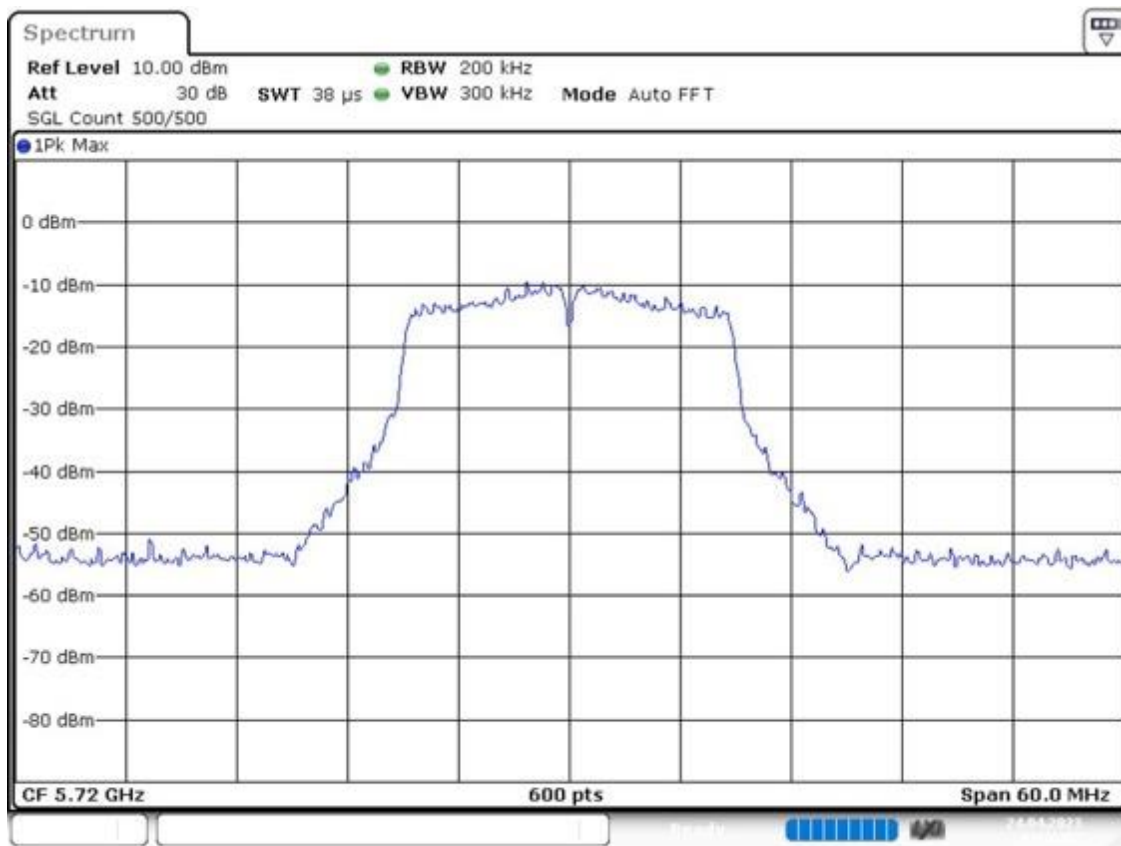
(continuation of the "26 dB Bandwidth" table from column 6 ...)

DUT Frequency (MHz)	Band Edge Left (MHz)	Band Edge Right (MHz)	Max Level (dBm)	Result
5720.000000	5709.650000	5730.150000	8.2	PASS

26 dB Bandwidth



Bandwidth



Occupied Channel Bandwidth 99% (5720 MHz; 24.000 dBm; 20 MHz)

Customized settings.

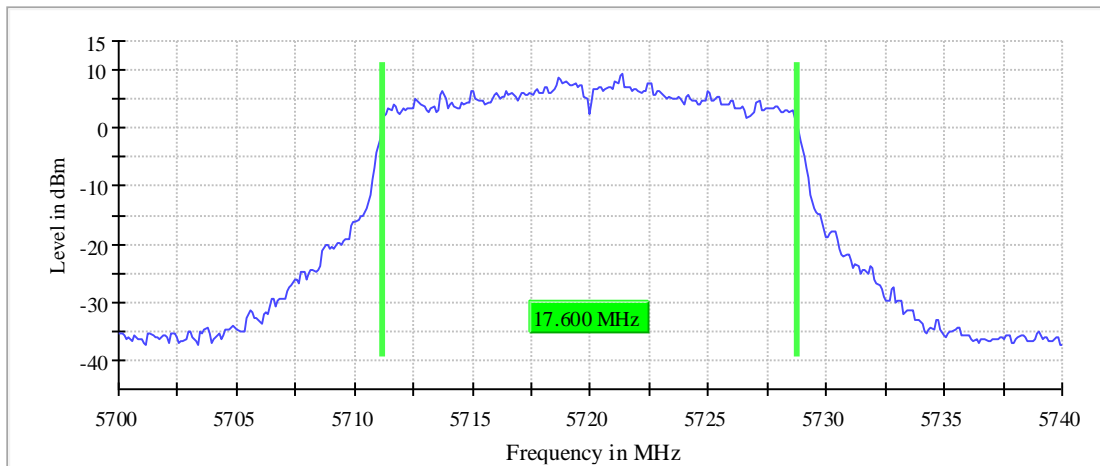
99 % Bandwidth

DUT Frequency (MHz)	Bandwidth (MHz)	Bandwidth U-NII 2C (MHz)	Bandwidth U-NII 3 (MHz)	Limit Min (MHz)	Limit Max (MHz)
5720.000000	17.600000	13.850000	3.750000	---	---

(continuation of the "99 % Bandwidth" table from column 6 ...)

DUT Frequency (MHz)	Band Edge Left (MHz)	Band Edge Right (MHz)	Result
5720.000000	5711.150000	5728.750000	PASS

99 % Bandwidth



Bandwidth



Date: 24.APR.2023 03:36:58

Emission Bandwidth 26 dB (5510 MHz; 24.000 dBm; 40 MHz)

Customized settings.

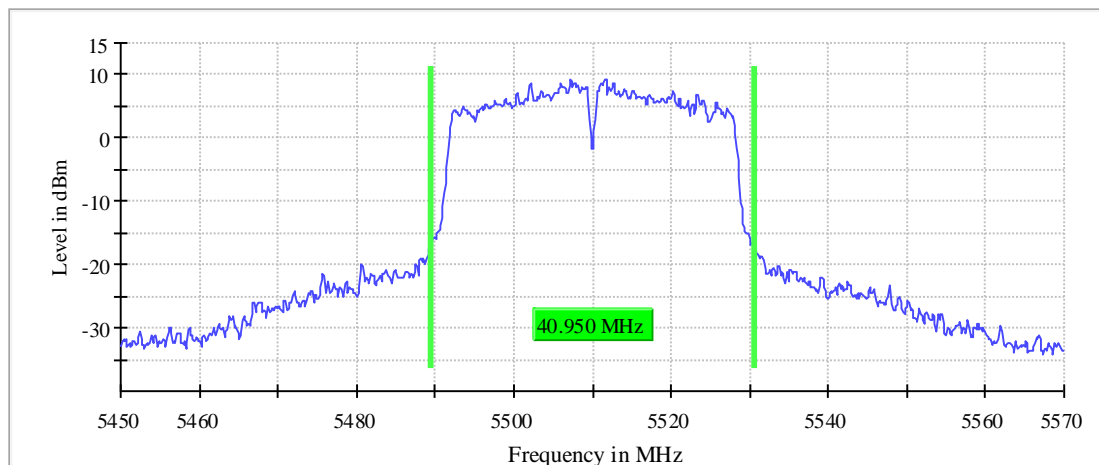
26 dB Bandwidth

DUT Frequency (MHz)	Bandwidth (MHz)	Limit Min (MHz)	Limit Max (MHz)	Band Edge Left (MHz)	Band Edge Right (MHz)
5510.000000	40.950000	---	---	5489.525000	5530.475000

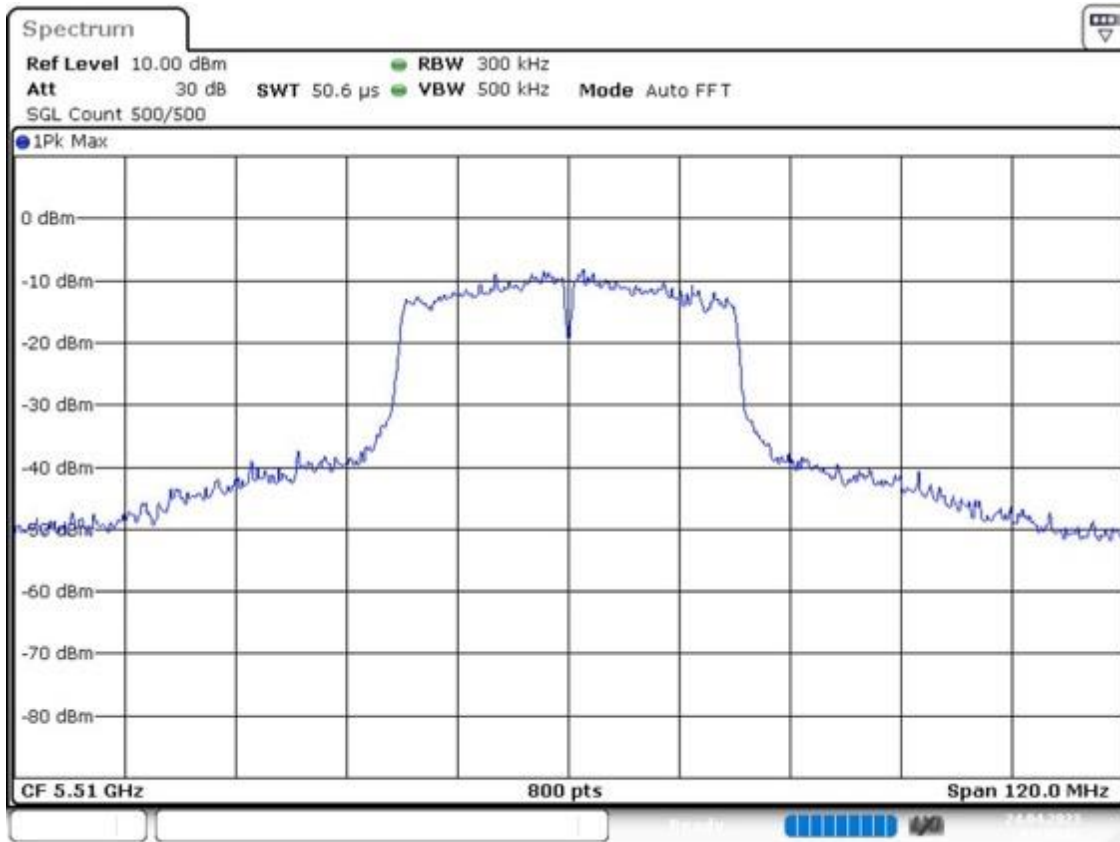
(continuation of the "26 dB Bandwidth" table from column 6 ...)

DUT Frequency (MHz)	Max Level (dBm)	Result
5510.000000	9.3	PASS

26 dB Bandwidth



Bandwidth



Date: 24.APR.2023 03:39:36

Occupied Channel Bandwidth 99% (5510 MHz; 24.000 dBm; 40 MHz)

Customized settings.

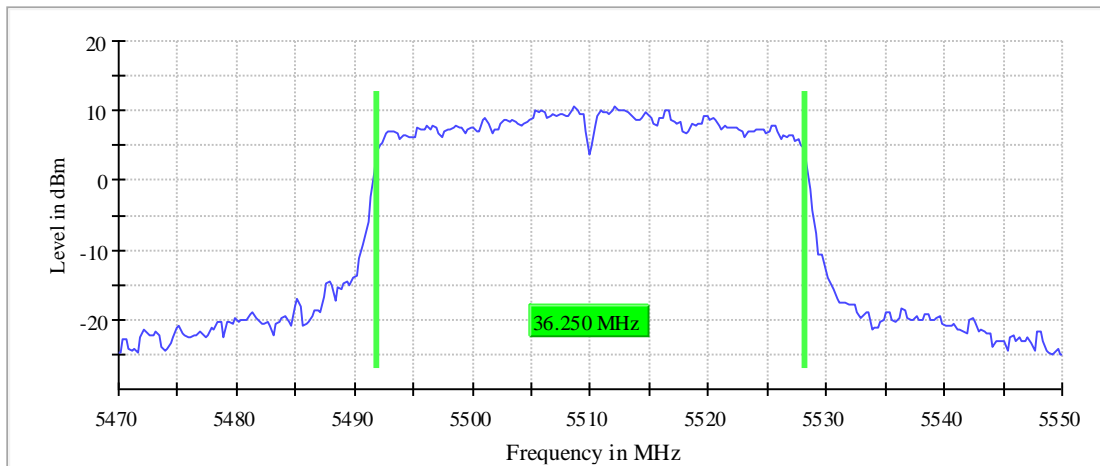
99 % Bandwidth

DUT Frequency (MHz)	Bandwidth (MHz)	Limit Min (MHz)	Limit Max (MHz)	Band Edge Left (MHz)	Band Edge Right (MHz)
5510.000000	36.250000	---	---	5491.875000	5528.125000

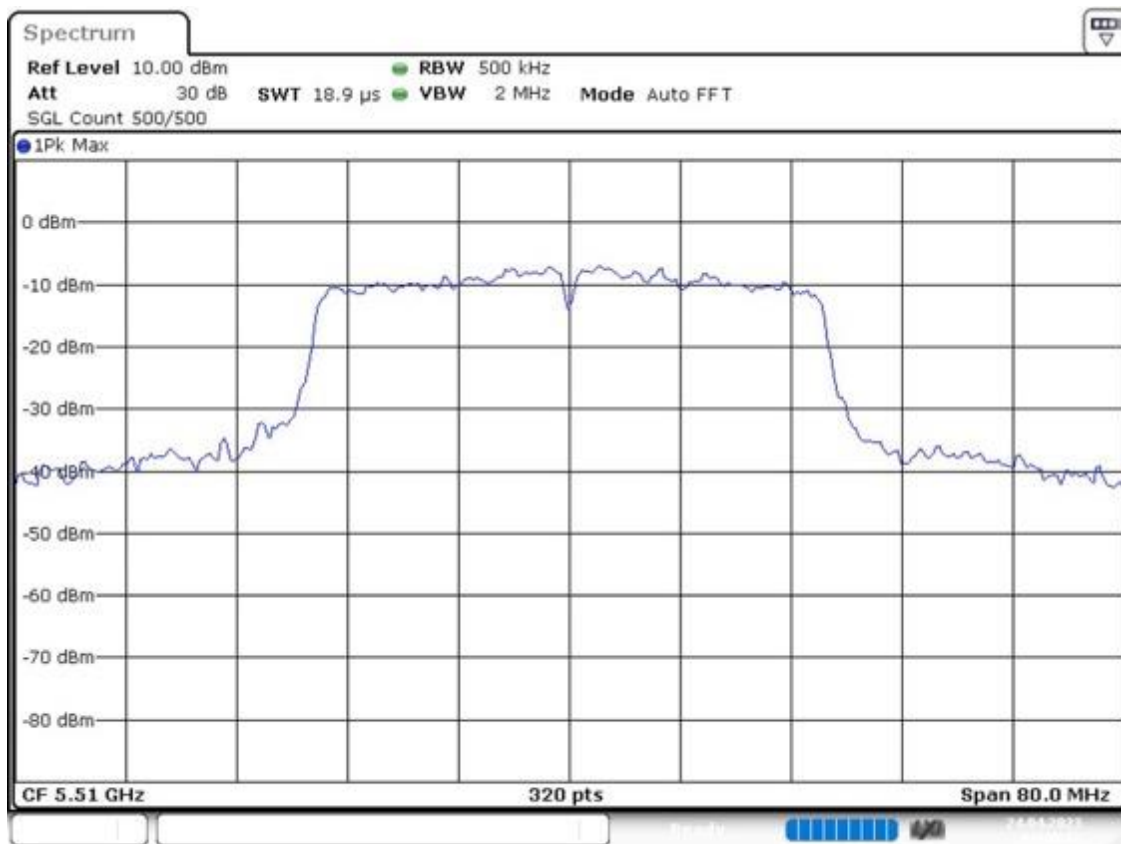
(continuation of the "99 % Bandwidth" table from column 6 ...)

DUT Frequency (MHz)	Result
5510.000000	PASS

99 % Bandwidth



Bandwidth



Date: 24.APR.2023 03:40:30

Emission Bandwidth 26 dB (5590 MHz; 24.000 dBm; 40 MHz)

Customized settings.

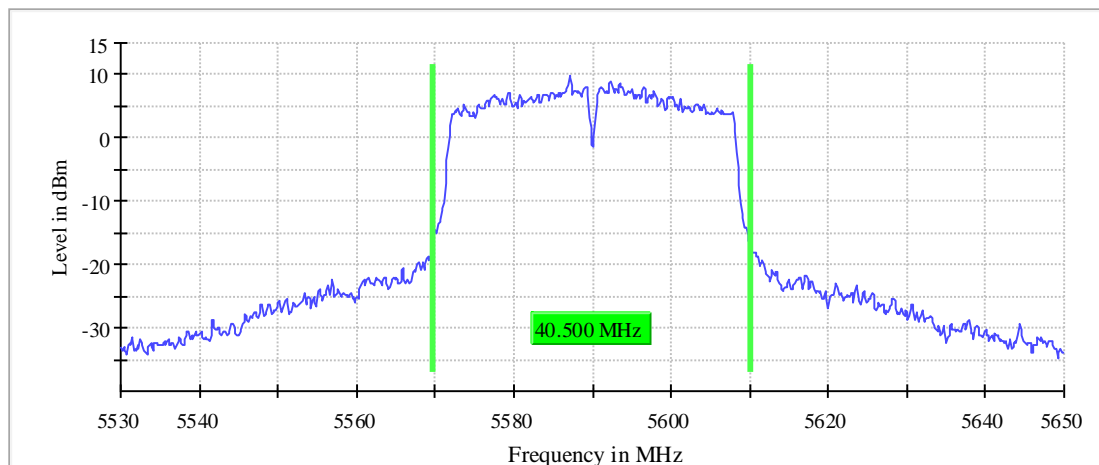
26 dB Bandwidth

DUT Frequency (MHz)	Bandwidth (MHz)	Limit Min (MHz)	Limit Max (MHz)	Band Edge Left (MHz)	Band Edge Right (MHz)
5590.000000	40.500000	---	---	5569.675000	5610.175000

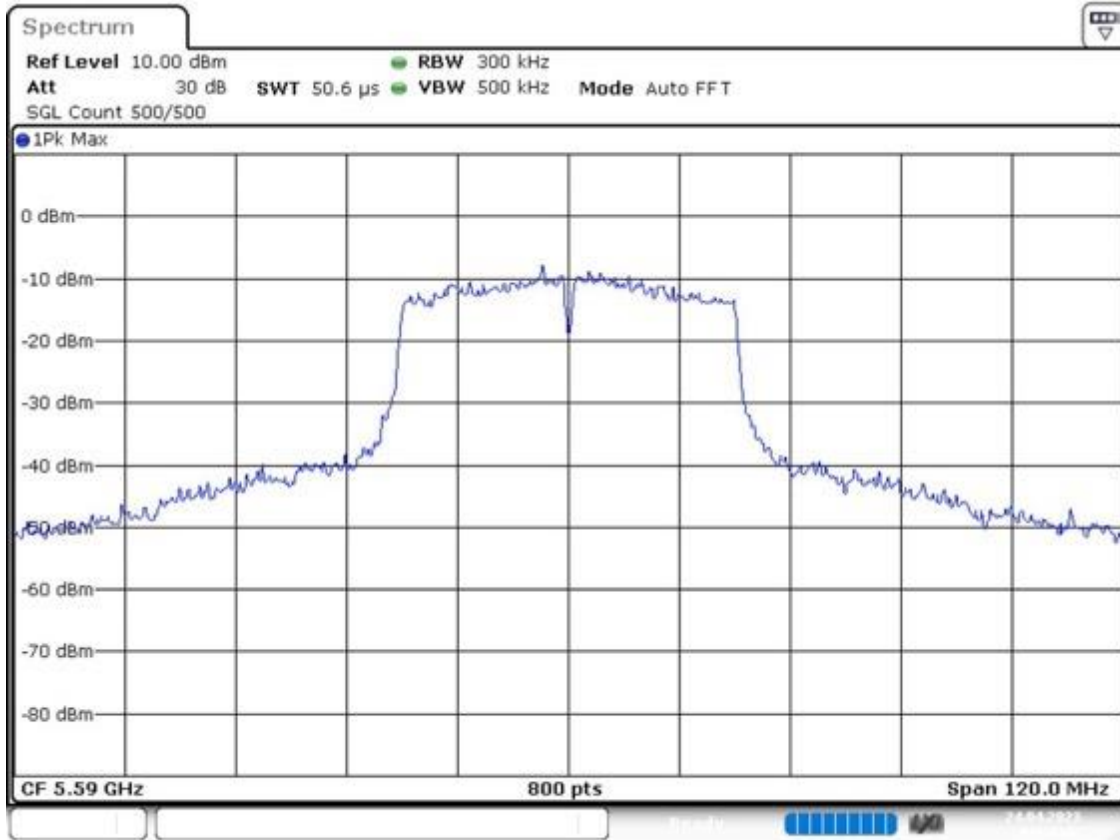
(continuation of the "26 dB Bandwidth" table from column 6 ...)

DUT Frequency (MHz)	Max Level (dBm)	Result
5590.000000	9.8	PASS

26 dB Bandwidth



Bandwidth



Date: 24.APR.2023 03:41:48

Occupied Channel Bandwidth 99% (5590 MHz; 24.000 dBm; 40 MHz)

Customized settings.

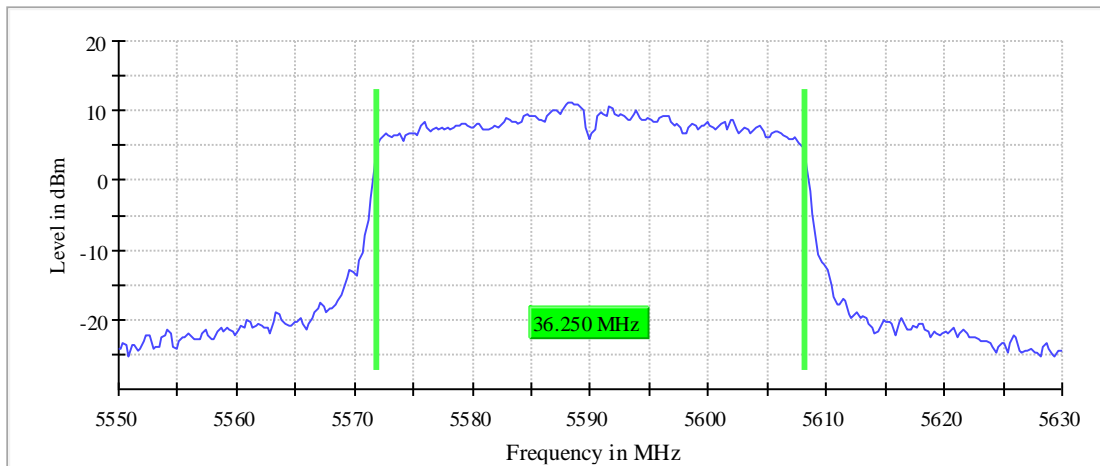
99 % Bandwidth

DUT Frequency (MHz)	Bandwidth (MHz)	Limit Min (MHz)	Limit Max (MHz)	Band Edge Left (MHz)	Band Edge Right (MHz)
5590.000000	36.250000	---	---	5571.875000	5608.125000

(continuation of the "99 % Bandwidth" table from column 6 ...)

DUT Frequency (MHz)	Result
5590.000000	PASS

99 % Bandwidth



Bandwidth



Date: 24.APR.2023 03:42:44

Emission Bandwidth 26 dB (5710 MHz; 24.000 dBm; 40 MHz)

Customized settings.

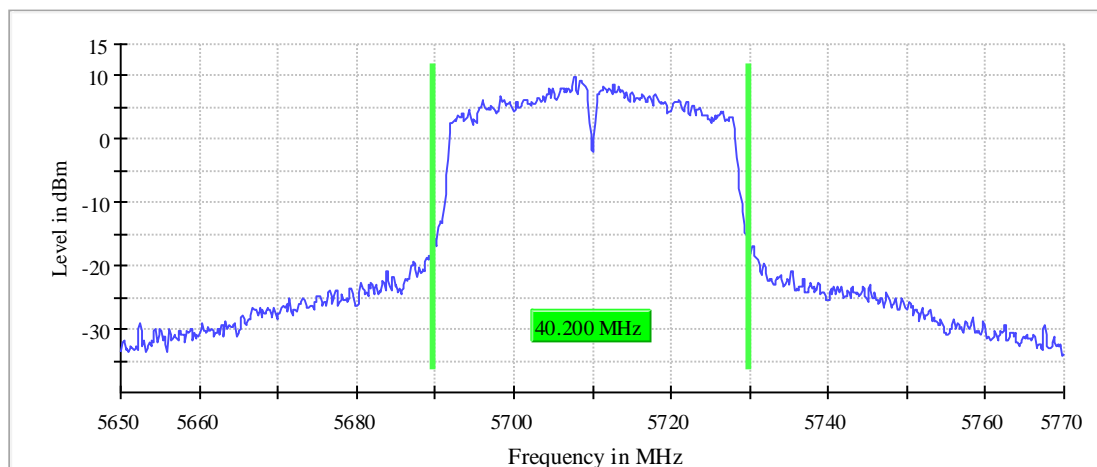
26 dB Bandwidth

DUT Frequency (MHz)	Bandwidth (MHz)	Bandwidth U-NII 2C (MHz)	Bandwidth U-NII 3 (MHz)	Limit Min (MHz)	Limit Max (MHz)
5710.000000	40.200000	35.325000	4.875000	---	---

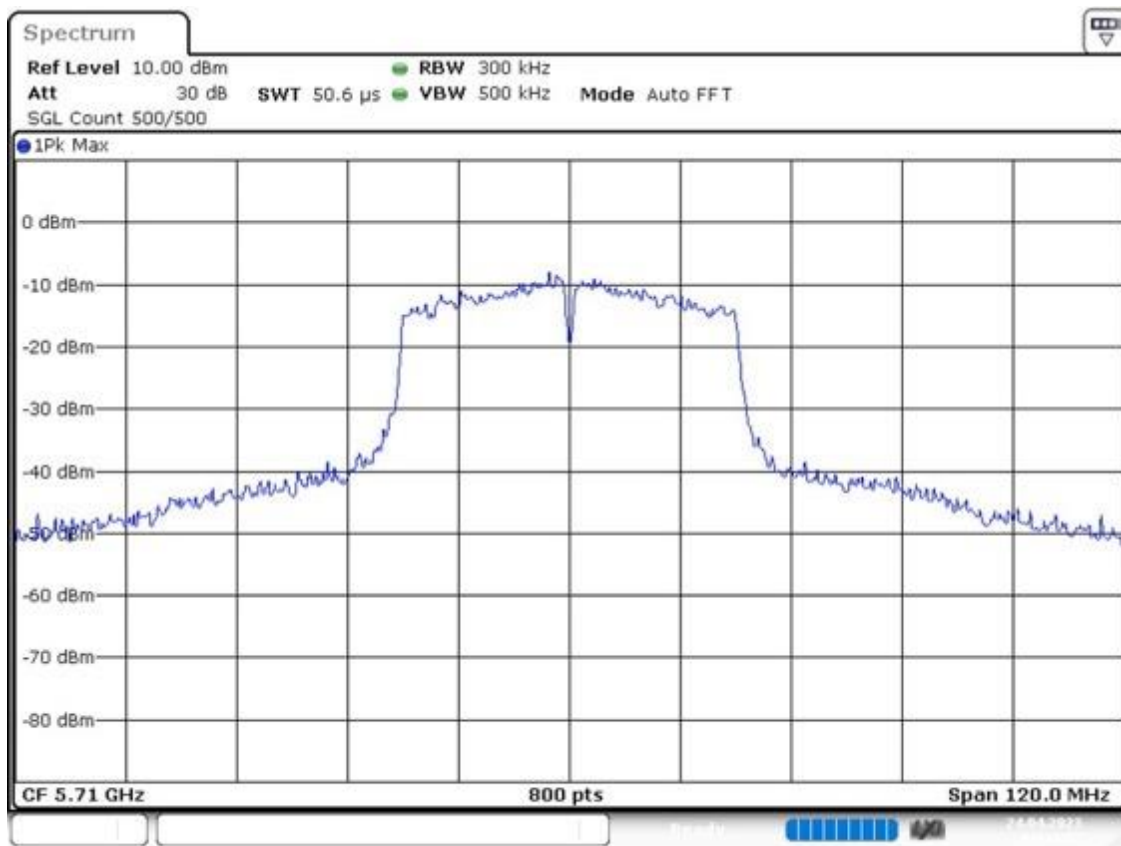
(continuation of the "26 dB Bandwidth" table from column 6 ...)

DUT Frequency (MHz)	Band Edge Left (MHz)	Band Edge Right (MHz)	Max Level (dBm)	Result
5710.000000	5689.675000	5729.875000	9.8	PASS

26 dB Bandwidth



Bandwidth



Date: 24.APR.2023 03:43:03

Occupied Channel Bandwidth 99% (5710 MHz; 24.000 dBm; 40 MHz)

Customized settings.

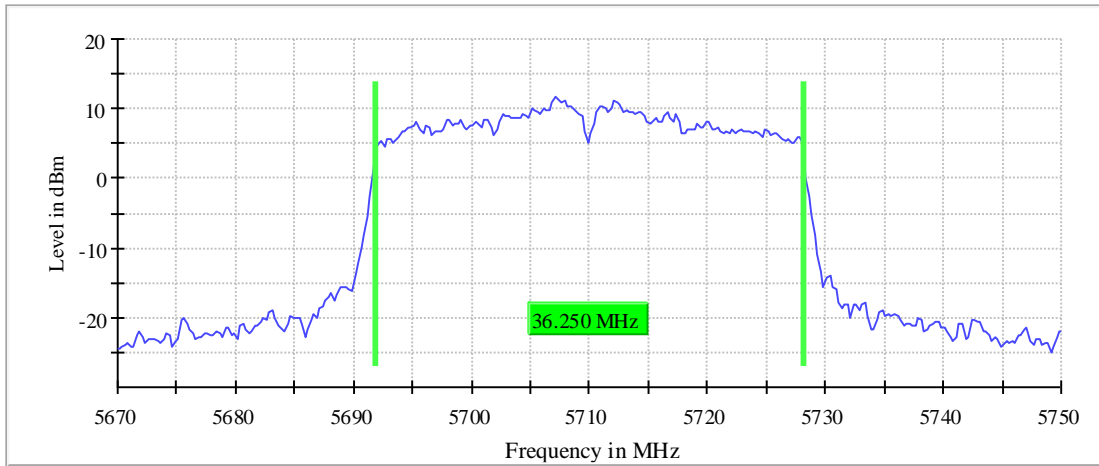
99 % Bandwidth

DUT Frequency (MHz)	Bandwidth (MHz)	Bandwidth U-NII 2C (MHz)	Bandwidth U-NII 3 (MHz)	Limit Min (MHz)	Limit Max (MHz)
5710.000000	36.250000	33.125000	3.125000	---	---

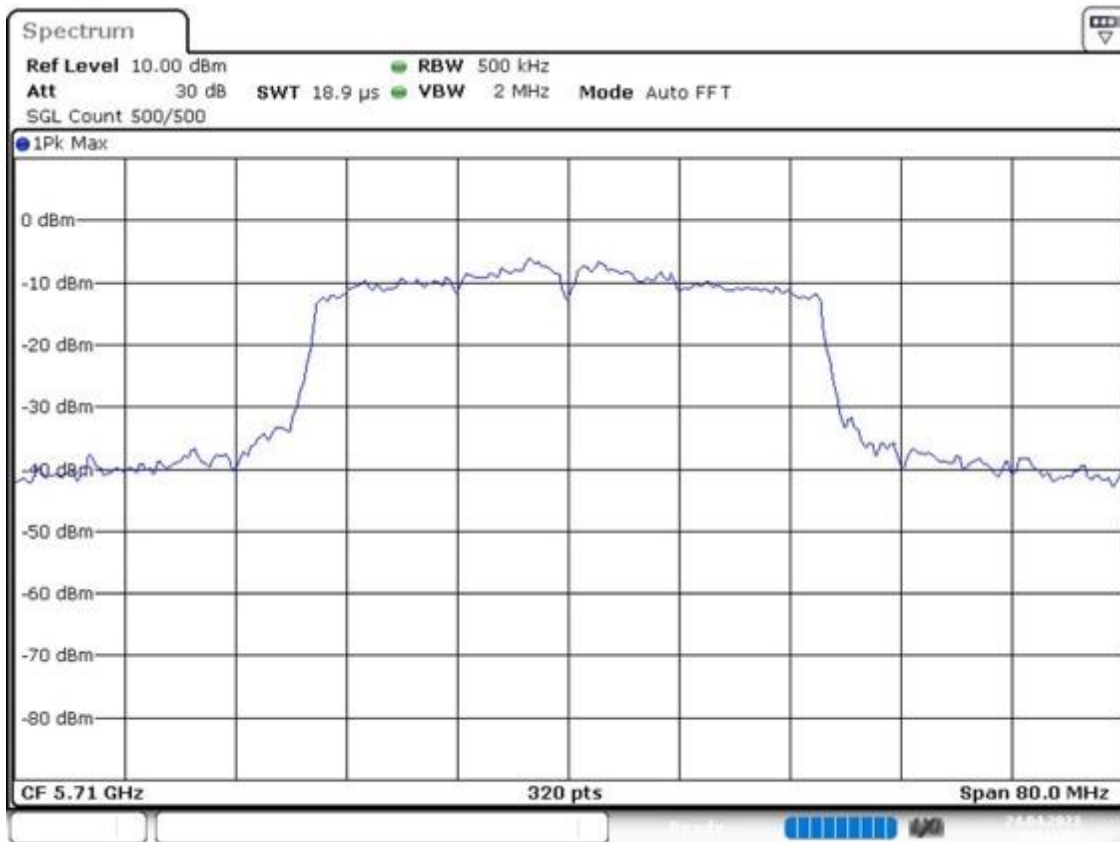
(continuation of the "99 % Bandwidth" table from column 6 ...)

DUT Frequency (MHz)	Band Edge Left (MHz)	Band Edge Right (MHz)	Result
5710.000000	5691.875000	5728.125000	PASS

99 % Bandwidth



Bandwidth



Date: 24.APR.2023 03:44:02

Emission Bandwidth 26 dB (5530 MHz; 24.000 dBm; 80 MHz)

Customized settings.

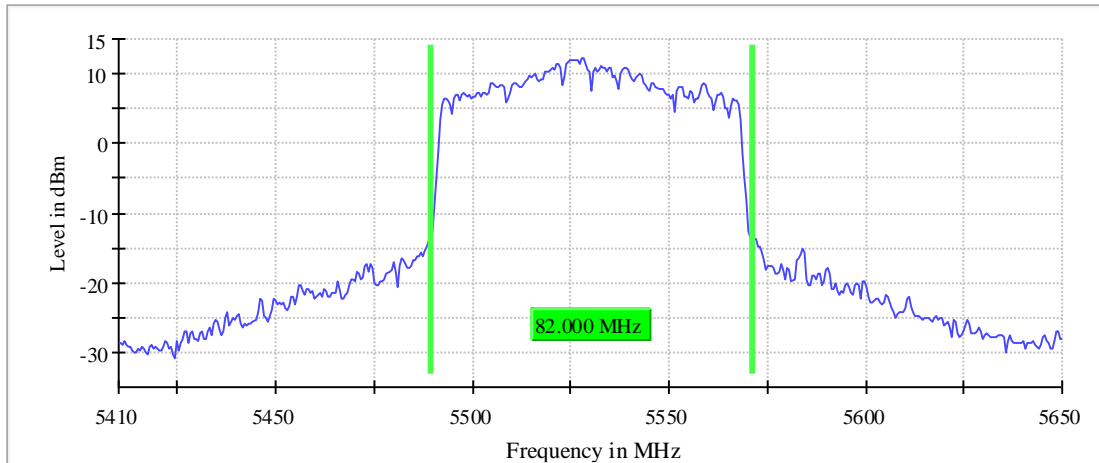
26 dB Bandwidth

DUT Frequency (MHz)	Bandwidth (MHz)	Limit Min (MHz)	Limit Max (MHz)	Band Edge Left (MHz)	Band Edge Right (MHz)
5530.000000	82.000000	---	---	5489.250000	5571.250000

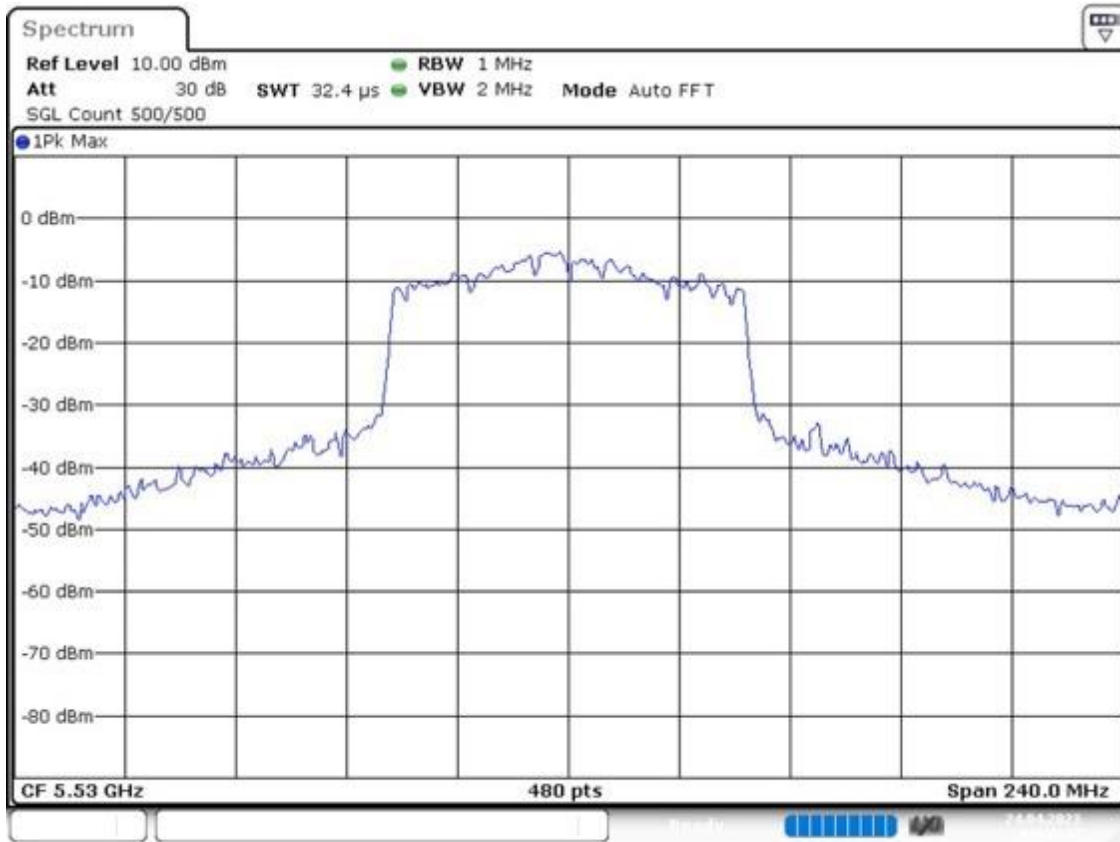
(continuation of the "26 dB Bandwidth" table from column 6 ...)

DUT Frequency (MHz)	Max Level (dBm)	Result
5530.000000	12.3	PASS

26 dB Bandwidth



Bandwidth



Date: 24.APR.2023 03:46:47

Occupied Channel Bandwidth 99% (5530 MHz; 24.000 dBm; 80 MHz)

Customized settings.

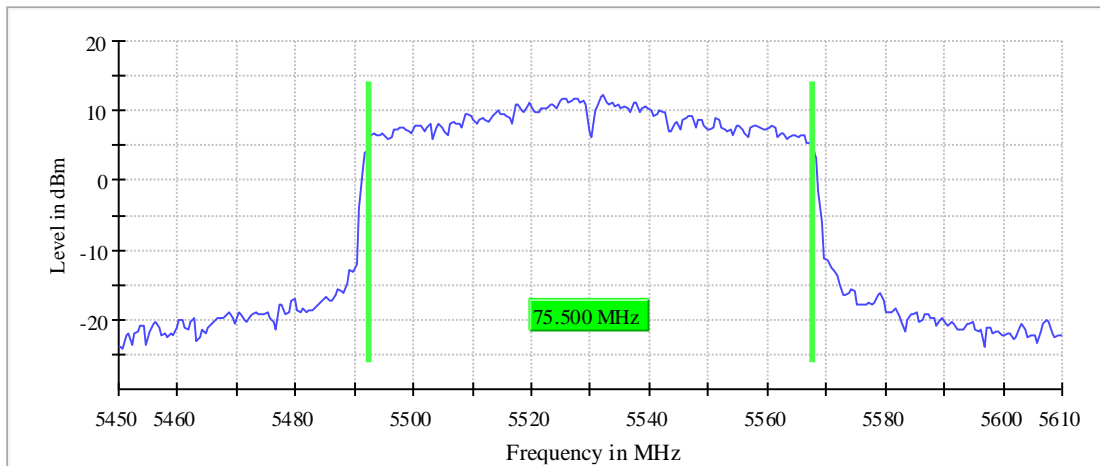
99 % Bandwidth

DUT Frequency (MHz)	Bandwidth (MHz)	Limit Min (MHz)	Limit Max (MHz)	Band Edge Left (MHz)	Band Edge Right (MHz)
5530.000000	75.500000	---	---	5492.250000	5567.750000

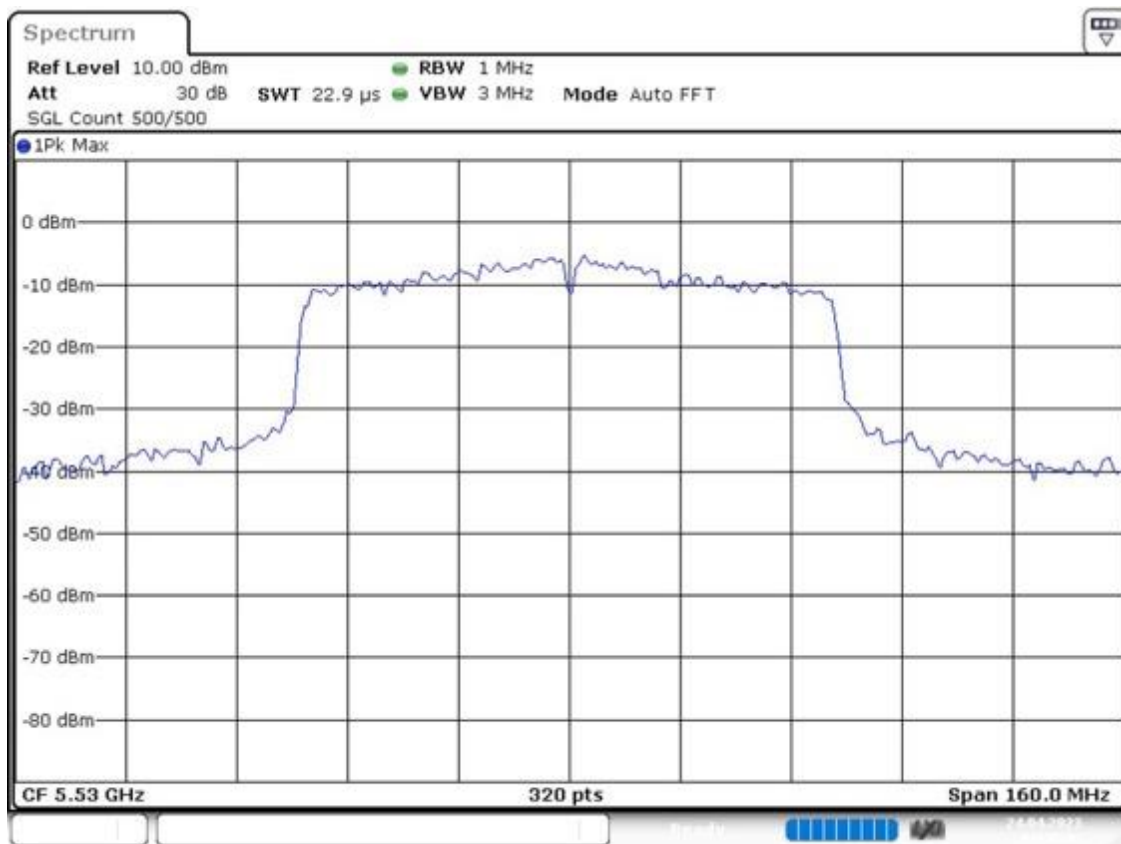
(continuation of the "99 % Bandwidth" table from column 6 ...)

DUT Frequency (MHz)	Result
5530.000000	PASS

99 % Bandwidth



Bandwidth



Date: 24.APR.2023 03:47:46

Emission Bandwidth 26 dB (5610 MHz; 24.000 dBm; 80 MHz)

Customized settings.

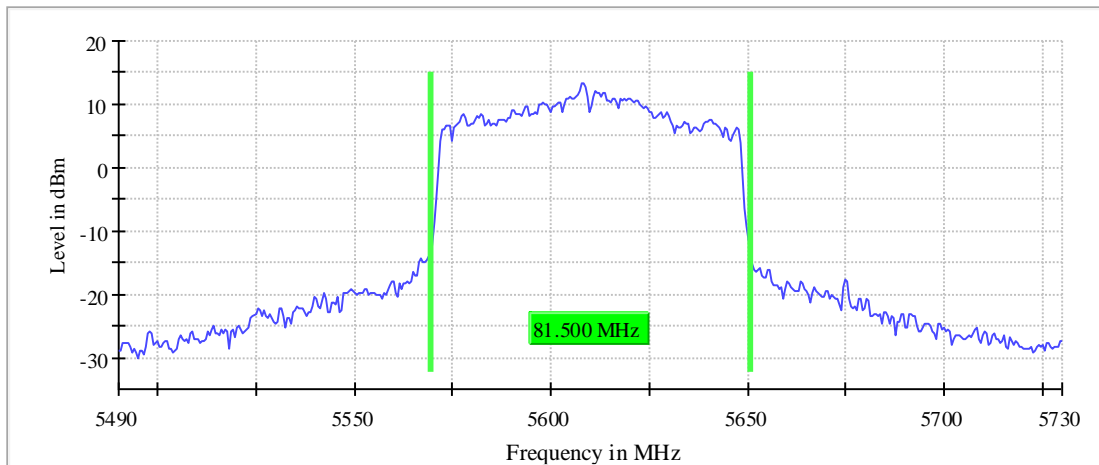
26 dB Bandwidth

DUT Frequency (MHz)	Bandwidth (MHz)	Limit Min (MHz)	Limit Max (MHz)	Band Edge Left (MHz)	Band Edge Right (MHz)
5610.000000	81.500000	---	---	5569.250000	5650.750000

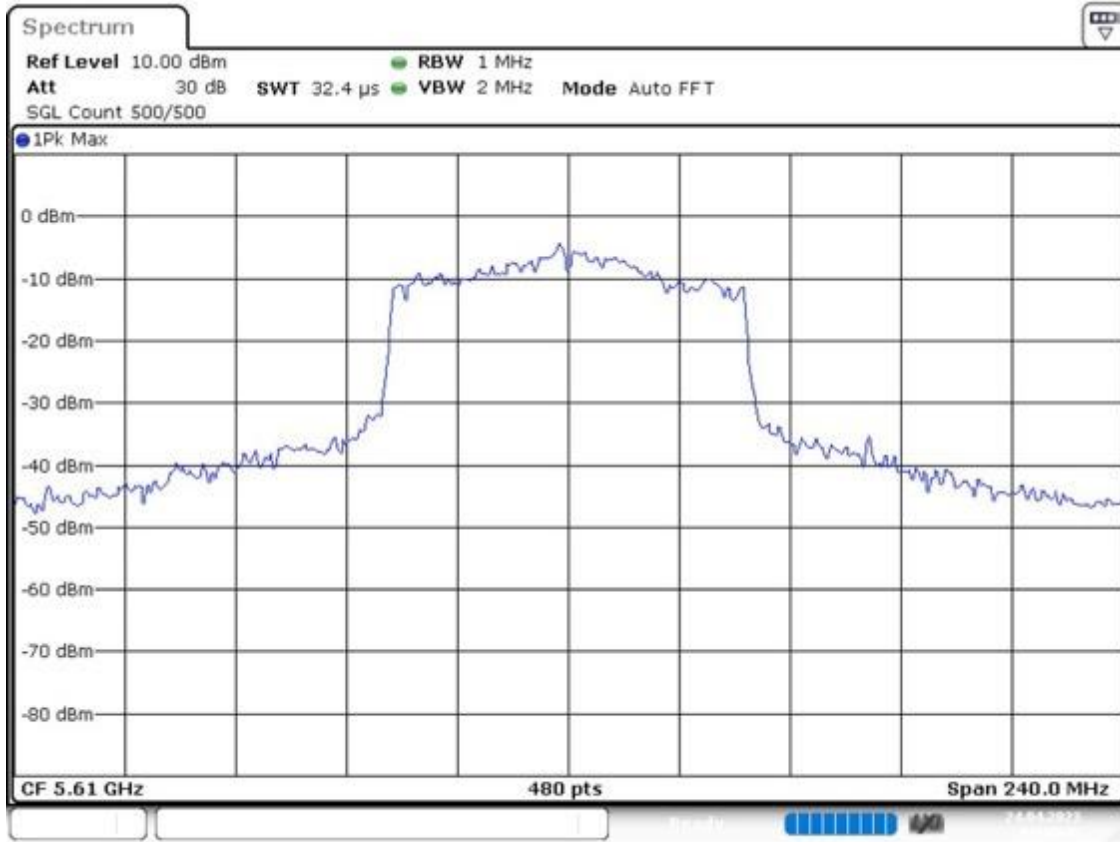
(continuation of the "26 dB Bandwidth" table from column 6 ...)

DUT Frequency (MHz)	Max Level (dBm)	Result
5610.000000	13.2	PASS

26 dB Bandwidth



Bandwidth



Date: 24.APR.2023 03:48:40

Occupied Channel Bandwidth 99% (5610 MHz; 24.000 dBm; 80 MHz)

Customized settings.

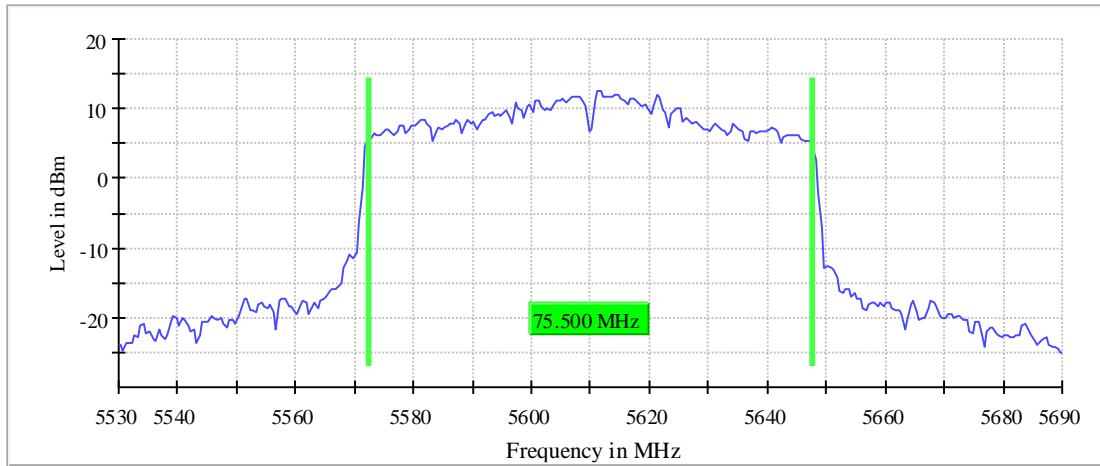
99 % Bandwidth

DUT Frequency (MHz)	Bandwidth (MHz)	Limit Min (MHz)	Limit Max (MHz)	Band Edge Left (MHz)	Band Edge Right (MHz)
5610.000000	75.500000	---	---	5572.250000	5647.750000

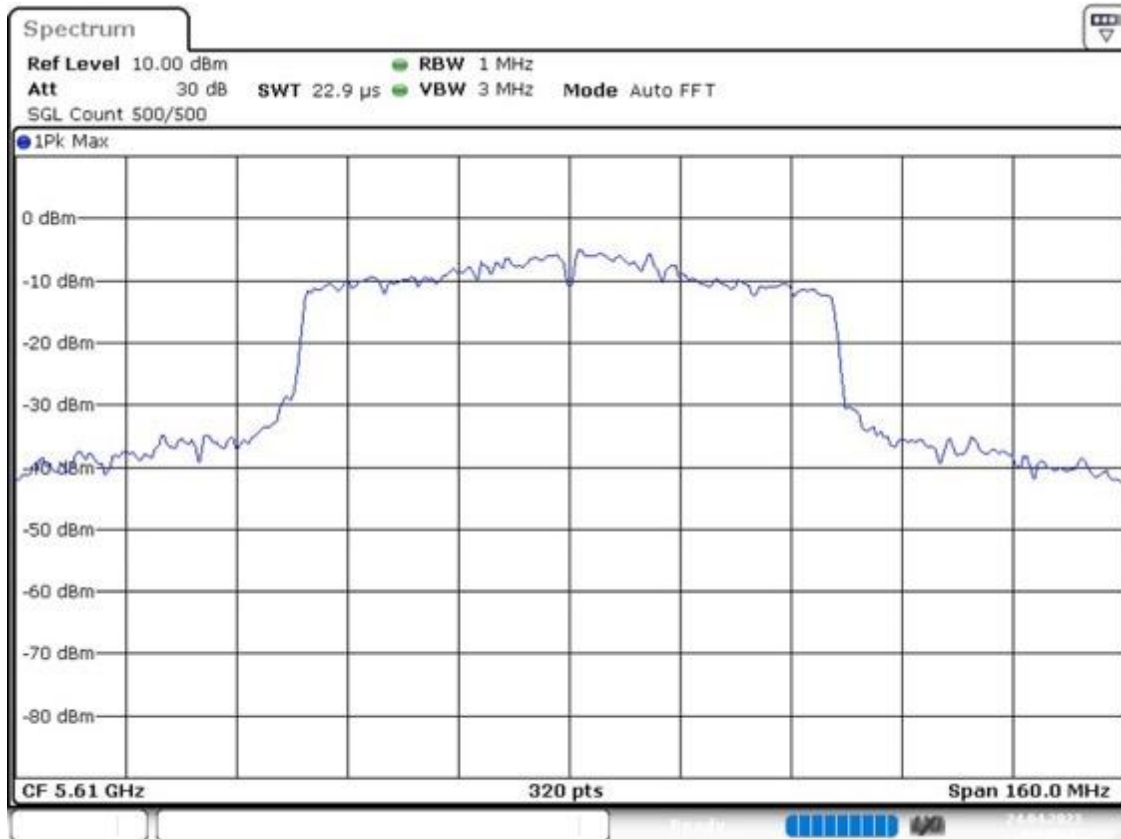
(continuation of the "99 % Bandwidth" table from column 6 ...)

DUT Frequency (MHz)	Result
5610.000000	PASS

99 % Bandwidth



Bandwidth



Date: 24.APR.2023 03:49:42

Emission Bandwidth 26 dB (5690 MHz; 24.000 dBm; 80 MHz)

Customized settings.

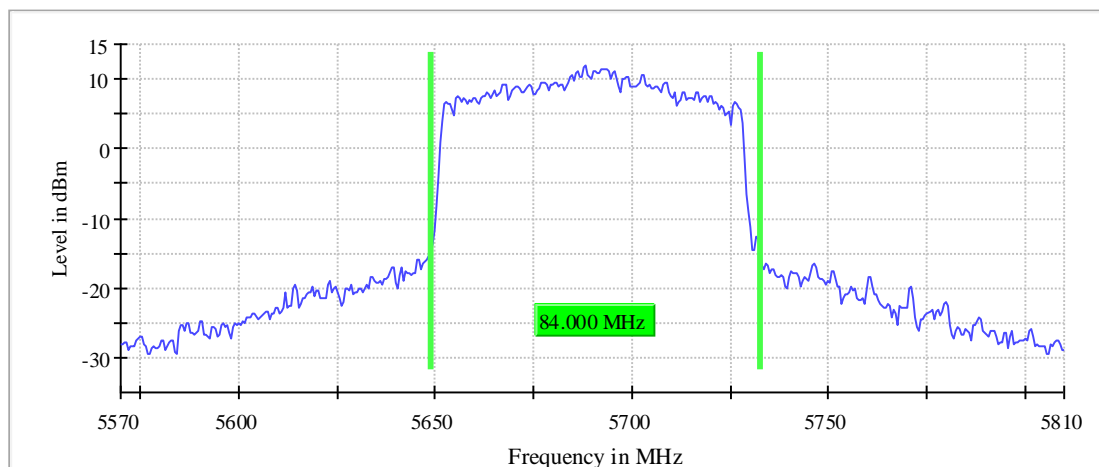
26 dB Bandwidth

DUT Frequency (MHz)	Bandwidth (MHz)	Bandwidth U-NII 2C (MHz)	Bandwidth U-NII 3 (MHz)	Limit Min (MHz)	Limit Max (MHz)
5690.000000	84.000000	76.250000	7.750000	---	---

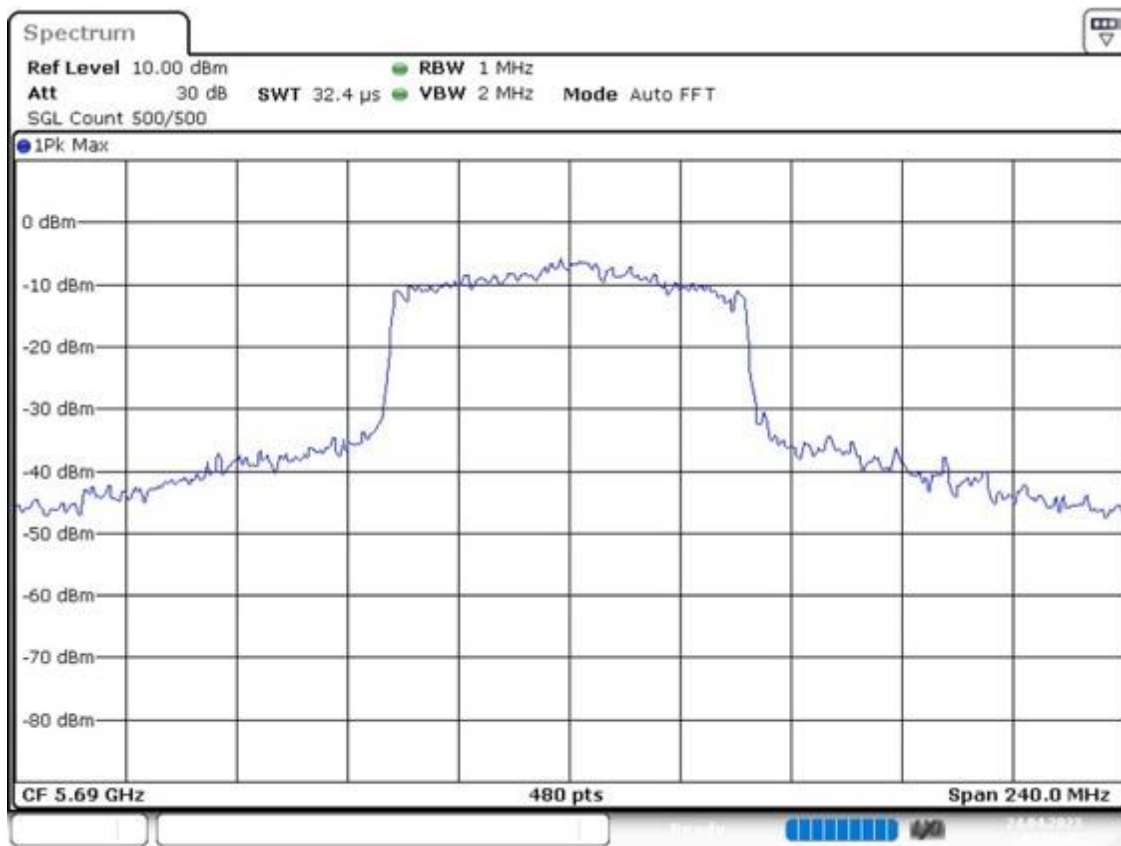
(continuation of the "26 dB Bandwidth" table from column 6 ...)

DUT Frequency (MHz)	Band Edge Left (MHz)	Band Edge Right (MHz)	Max Level (dBm)	Result
5690.000000	5648.750000	5732.750000	11.8	PASS

26 dB Bandwidth



Bandwidth



Date: 24.APR.2023 03:50:41

Occupied Channel Bandwidth 99% (5690 MHz; 24.000 dBm; 80 MHz)

Customized settings.

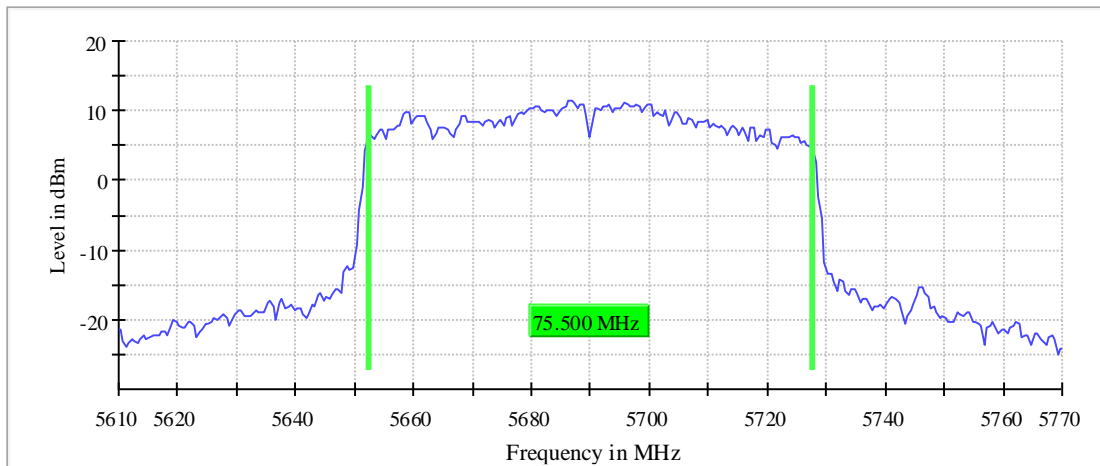
99 % Bandwidth

DUT Frequency (MHz)	Bandwidth (MHz)	Bandwidth U-NII 2C (MHz)	Bandwidth U-NII 3 (MHz)	Limit Min (MHz)	Limit Max (MHz)
5690.000000	75.500000	72.750000	2.750000	---	---

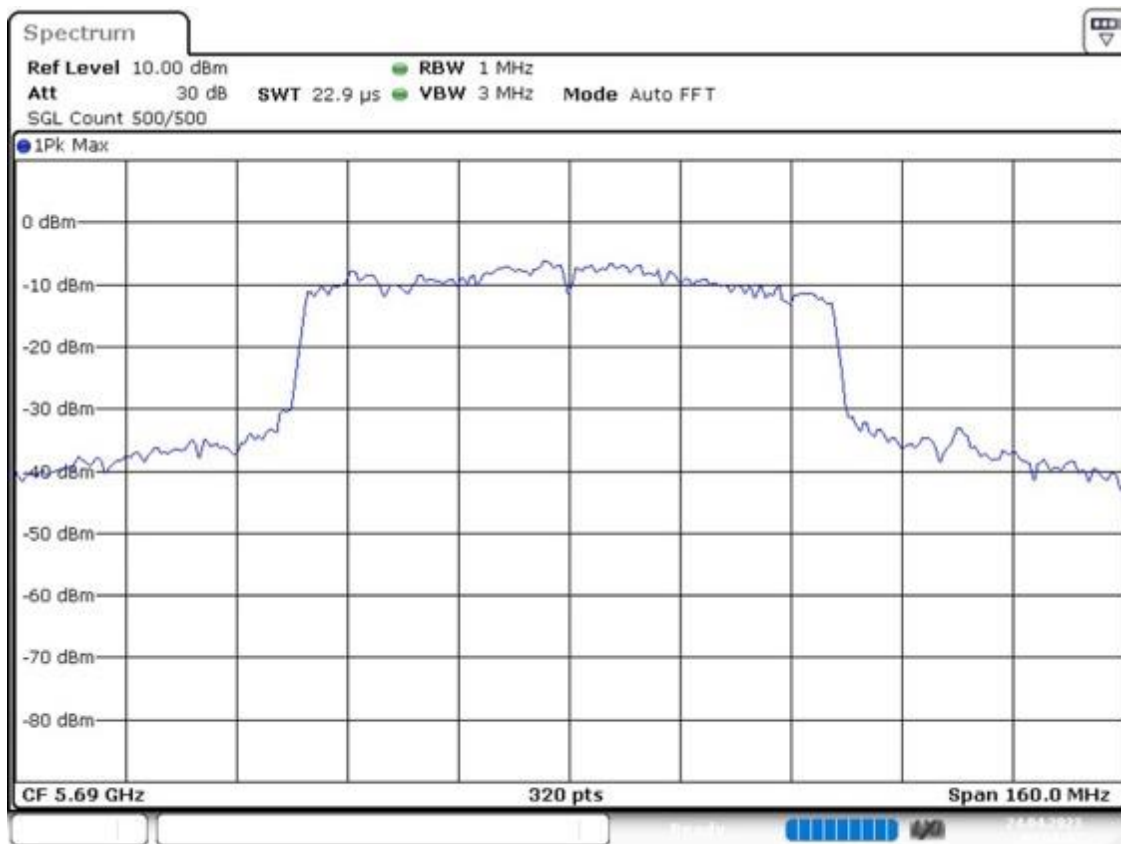
(continuation of the "99 % Bandwidth" table from column 6 ...)

DUT Frequency (MHz)	Band Edge Left (MHz)	Band Edge Right (MHz)	Result
5690.000000	5652.250000	5727.750000	PASS

99 % Bandwidth



Bandwidth



Date: 24.APR.2023 03:51:42

Emission Bandwidth 26 dB (5570 MHz; 24.000 dBm; 160 MHz)

Customized settings.

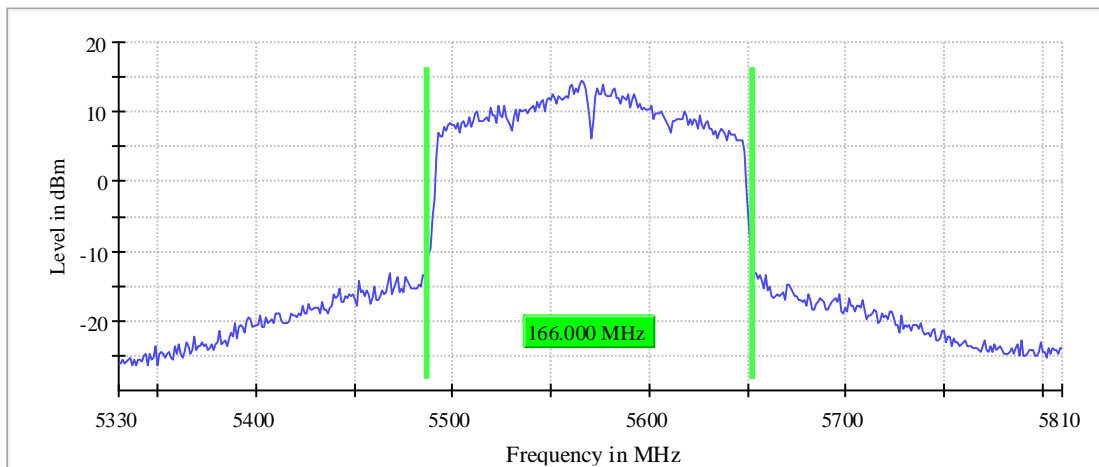
26 dB Bandwidth

DUT Frequency (MHz)	Bandwidth (MHz)	Bandwidth U-NII 2C (MHz)	Bandwidth U-NII 3 (MHz)	Limit Min (MHz)	Limit Max (MHz)
5570.000000	166.000000	166.000000	0.000000	---	---

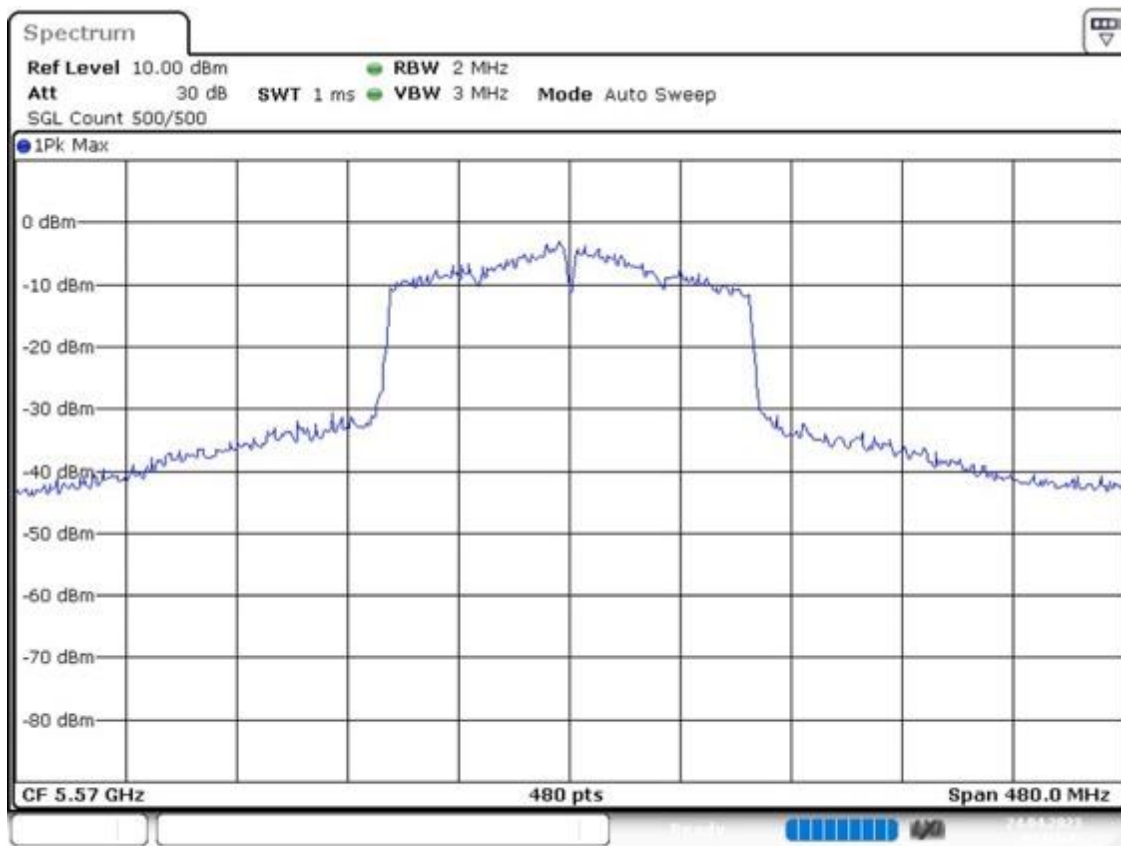
(continuation of the "26 dB Bandwidth" table from column 6 ...)

DUT Frequency (MHz)	Band Edge Left (MHz)	Band Edge Right (MHz)	Max Level (dBm)	Result
5570.000000	5486.500000	5652.500000	14.5	PASS

26 dB Bandwidth



Bandwidth



Occupied Channel Bandwidth 99% (5570 MHz; 24.000 dBm; 160 MHz)

Customized settings.

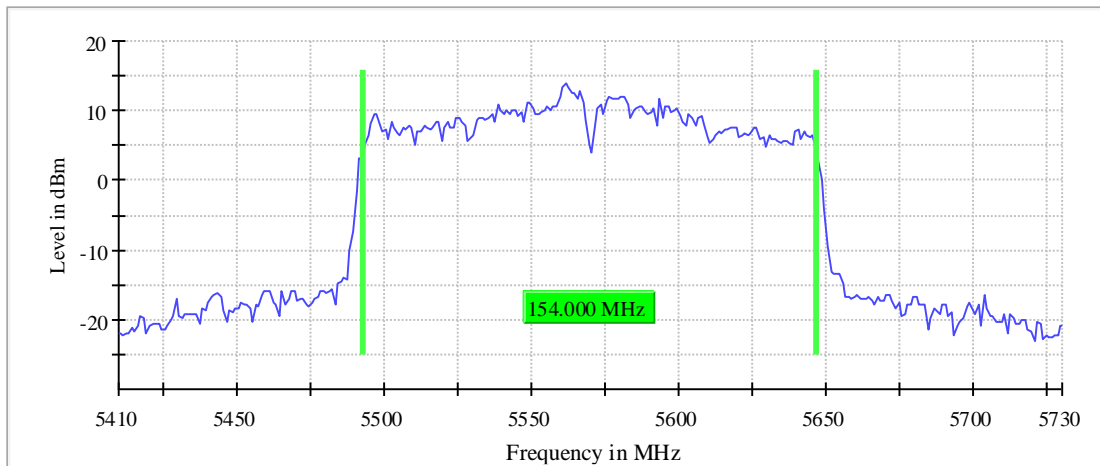
99 % Bandwidth

DUT Frequency (MHz)	Bandwidth (MHz)	Bandwidth U-NII 2C (MHz)	Bandwidth U-NII 3 (MHz)	Limit Min (MHz)	Limit Max (MHz)
5570.000000	154.000000	154.000000	0.000000	---	---

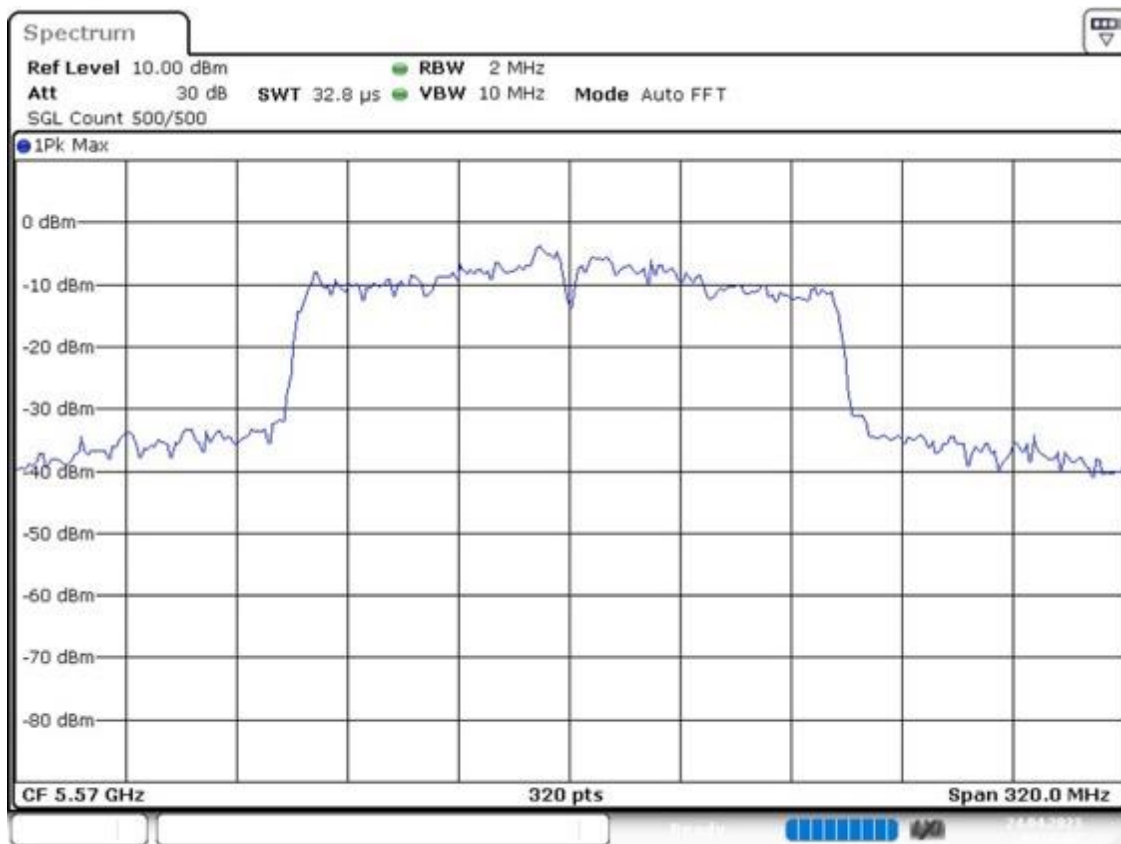
(continuation of the "99 % Bandwidth" table from column 6 ...)

DUT Frequency (MHz)	Band Edge Left (MHz)	Band Edge Right (MHz)	Result
5570.000000	5492.500000	5646.500000	PASS

99 % Bandwidth



Bandwidth



Date: 24.APR.2023 03:56:07

2.2.1 NSS1-PSD

Summary

Test	Frequency (MHz)	Nominal Power (dBm)	Nominal Bandwidth (MHz)	Result
Power Spectral Density	5500.000	24.0	20.000000	PASS
Power Spectral Density	5600.000	24.0	20.000000	PASS
Power Spectral Density	5720.000	24.0	20.000000	PASS

Power Spectral Density (5500 MHz; 24.000 dBm; 20 MHz)

Customized settings.

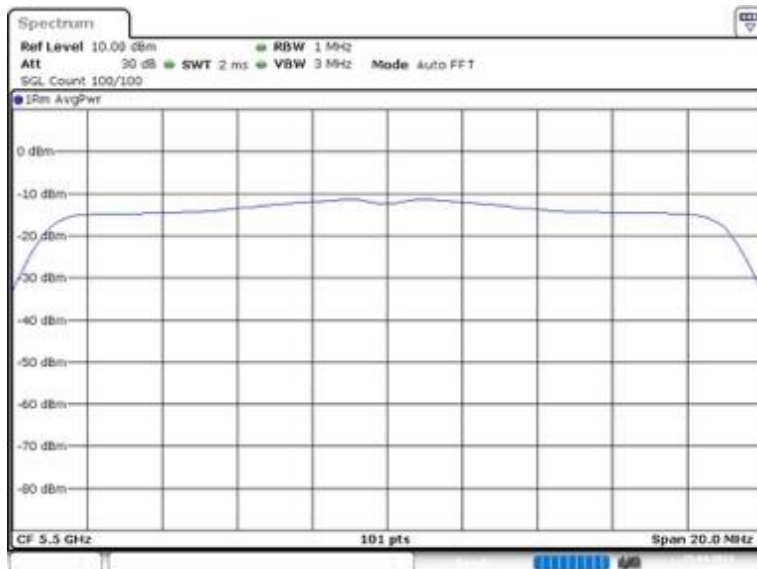
Result

DUT Frequency (MHz)	Frequency (MHz)	PSD (dBm)	Limit Max (dBm)	Result
5500.000000	5500.990099	9.232	11.0	PASS

Ports

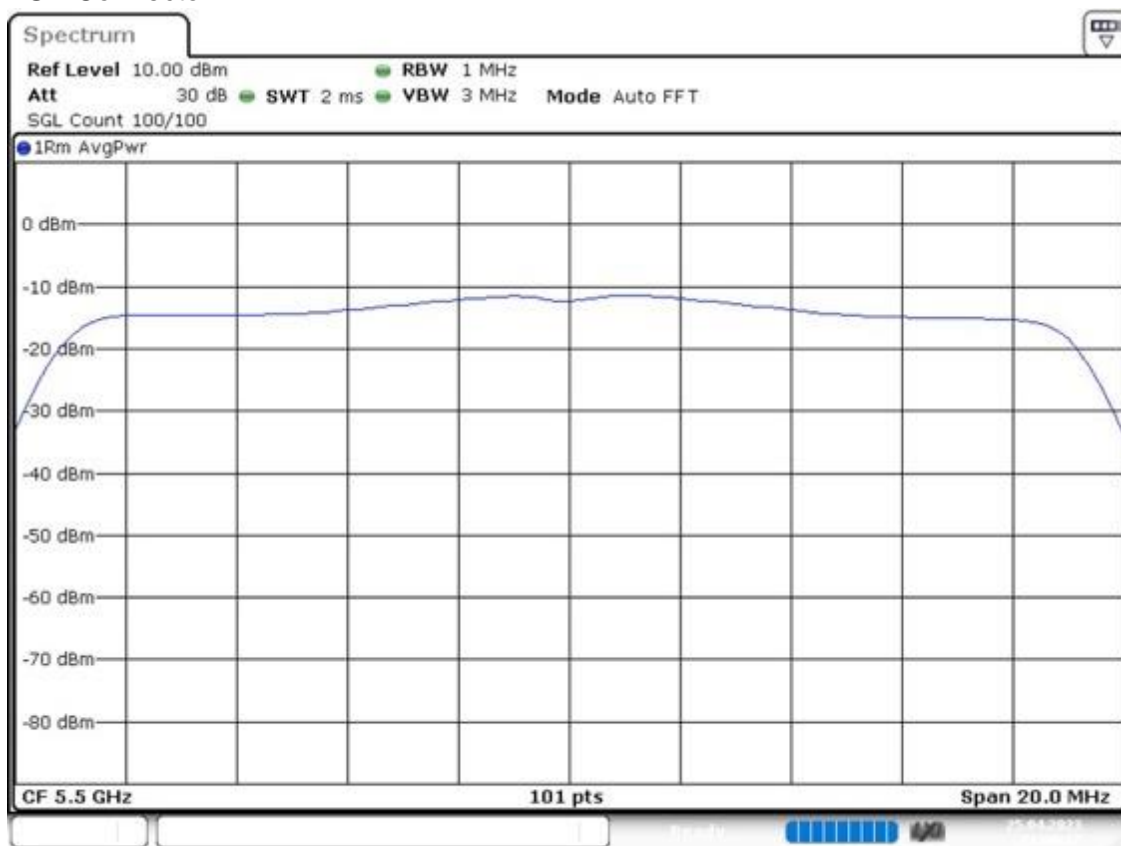
Port	State
1	used
2	used

PSD Connector 1



Date: 25.APR.2023 01:49:21

PSD Connector 2



Date: 25.APR.2023 01:49:27

Measurement

Setting	Instrument Value	Target Value
Start Frequency	5.49000 GHz	5.49000 GHz
Stop Frequency	5.51000 GHz	5.51000 GHz
Span	20.000 MHz	20.000 MHz
RBW	1.000 MHz	<= 1.000 MHz
VBW	3.000 MHz	>= 3.000 MHz
SweepPoints	101	~ 40
SweepTime	2.020 ms	2.020 ms
Reference Level	10.000 dBm	10.000 dBm
Attenuation	30.000 dB	AUTO
Detector	RMS	RMS
SweepCount	100	100
Filter	3 dB	3 dB
Trace Mode	Average Power	Average Power
SweepType	FFT	AUTO
Preamp	off	off

Power Spectral Density (5600 MHz; 24.000 dBm; 20 MHz)

Customized settings.

Result

DUT Frequency (MHz)	Frequency (MHz)	PSD (dBm)	Limit Max (dBm)	Result
5600.000000	5600.990099	9.351	11.0	PASS

Ports

Port	State
1	used
2	used

Power Spectral Density (5720 MHz; 24.000 dBm; 20 MHz)

Customized settings.

Result

DUT Frequency (MHz)	Frequency (MHz)	PSD (dBm)	Limit Max (dBm)	Result
5720.000000	5719.009901	9.410	11.0	PASS

Ports

Port	State
1	used
2	used

2.3 Ax Mode

Summary

Test	Frequency (MHz)	Nominal Power (dBm)	Nominal Bandwidth (MHz)	Result
Emission Bandwidth 26 dB	5500.000	24.0	20.000000	PASS
RF output power	5500.000	24.0	20.000000	PASS
Power Spectral Density	5500.000	24.0	20.000000	PASS
Occupied Channel Bandwidth 99%	5500.000	24.0	20.000000	PASS
Emission Bandwidth 26 dB	5600.000	24.0	20.000000	PASS
Occupied Channel Bandwidth 99%	5600.000	24.0	20.000000	PASS
Emission Bandwidth 26 dB	5720.000	24.0	20.000000	PASS
Occupied Channel Bandwidth 99%	5720.000	24.0	20.000000	PASS
Emission Bandwidth 26 dB	5510.000	24.0	40.000000	PASS
Occupied Channel Bandwidth 99%	5510.000	24.0	40.000000	PASS
Emission Bandwidth 26 dB	5590.000	24.0	40.000000	PASS
Occupied Channel Bandwidth 99%	5590.000	24.0	40.000000	PASS
Emission Bandwidth 26 dB	5710.000	24.0	40.000000	PASS
Occupied Channel Bandwidth 99%	5710.000	24.0	40.000000	PASS
Emission Bandwidth 26 dB	5530.000	24.0	80.000000	PASS
Occupied Channel Bandwidth 99%	5530.000	24.0	80.000000	PASS
Emission Bandwidth 26 dB	5610.000	24.0	80.000000	PASS
Occupied Channel Bandwidth 99%	5610.000	24.0	80.000000	PASS
Emission Bandwidth 26 dB	5690.000	24.0	80.000000	PASS
Occupied Channel Bandwidth 99%	5690.000	24.0	80.000000	PASS
Emission Bandwidth 26 dB	5570.000	24.0	160.000000	PASS
Occupied Channel Bandwidth 99%	5570.000	24.0	160.000000	PASS

Emission Bandwidth 26 dB (5500 MHz; 24.000 dBm; 20 MHz)

Customized settings.

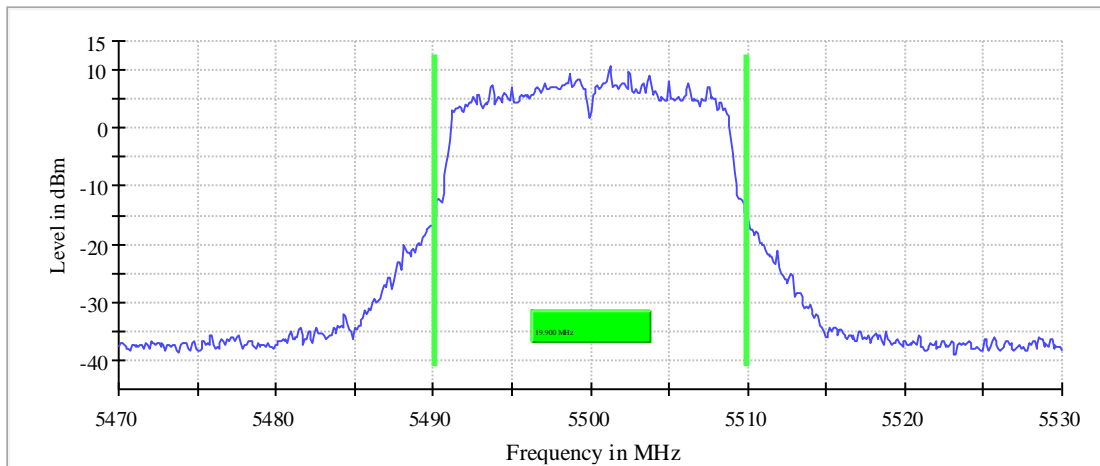
26 dB Bandwidth

DUT Frequency (MHz)	Bandwidth (MHz)	Limit Min (MHz)	Limit Max (MHz)	Band Edge Left (MHz)	Band Edge Right (MHz)
5500.000000	19.900000	---	---	5490.050000	5509.950000

(continuation of the "26 dB Bandwidth" table from column 6 ...)

DUT Frequency (MHz)	Max Level (dBm)	Result
5500.000000	10.7	PASS

26 dB Bandwidth



Bandwidth



Date: 24.APR.2023 04:02:50

Measurement

Setting	Instrument Value	Target Value
Start Frequency	5.47000 GHz	5.47000 GHz
Stop Frequency	5.53000 GHz	5.53000 GHz
Span	60.000 MHz	60.000 MHz
RBW	200.000 kHz	~ 200.000 kHz
VBW	300.000 kHz	>= 240.000 kHz
SweepPoints	600	~ 600
SweepTime	37.969 μ s	AUTO
Reference Level	10.000 dBm	10.000 dBm
Attenuation	30.000 dB	AUTO
Detector	MaxPeak	MaxPeak
SweepCount	500	500
Filter	3 dB	3 dB
Trace Mode	Max Hold	Max Hold
SweepType	FFT	AUTO
Preamp	off	off

RF output power (5500 MHz; 24.000 dBm; 20 MHz)

Customized settings.

Result

DUT Frequency (MHz)	Gated RMS (dBm)	Limit Max (dBm)	Gated EIRP (dBm)	DutyCycle (%)	Result
5500.000000	22.5	24.0	22.5	91.607	PASS

OSP PowerMeter settings

Setting	Instrument Value	Target Value
Measurement Time	1.000 s	1.000 s
Points	1000000	1000000
Time resolution	1.000 μ s	1.000 μ s

Power Spectral Density (5500 MHz; 24.000 dBm; 20 MHz)

Customized settings.

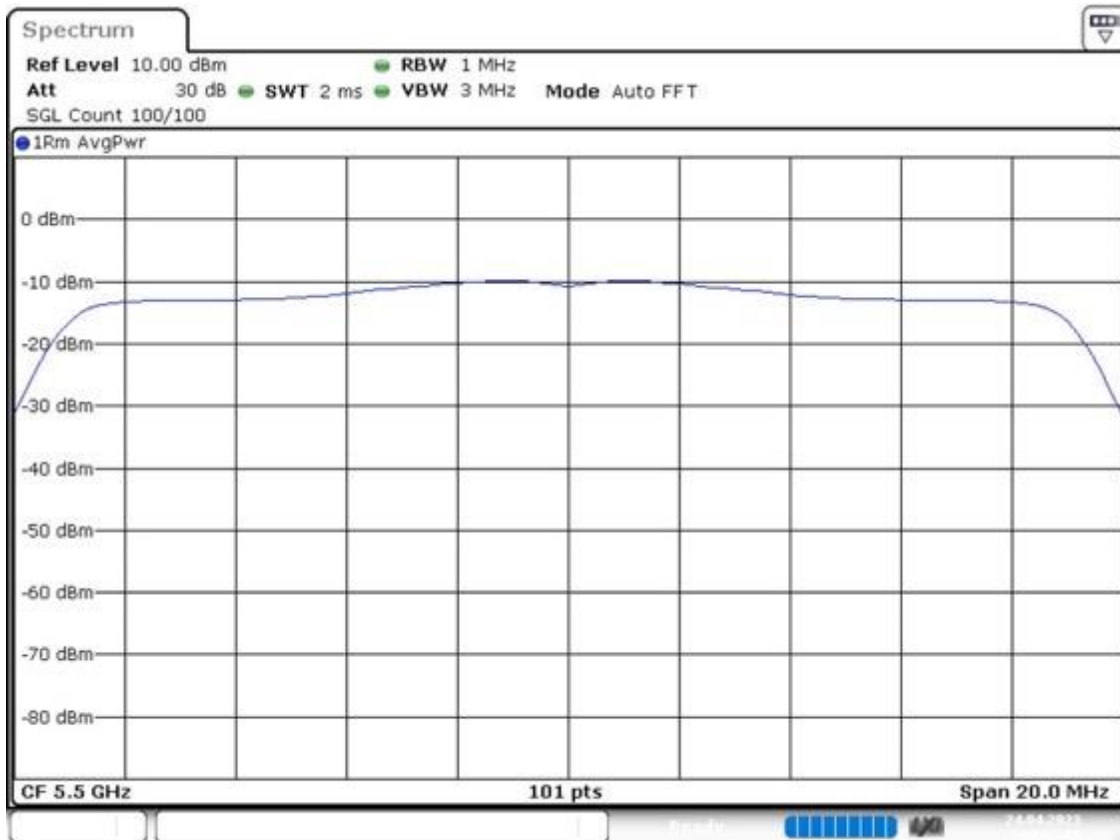
Result

DUT Frequency (MHz)	Frequency (MHz)	PSD (dBm)	Limit Max (dBm)	Result
5500.000000	5500.990099	10.807	11.0	PASS

Ports

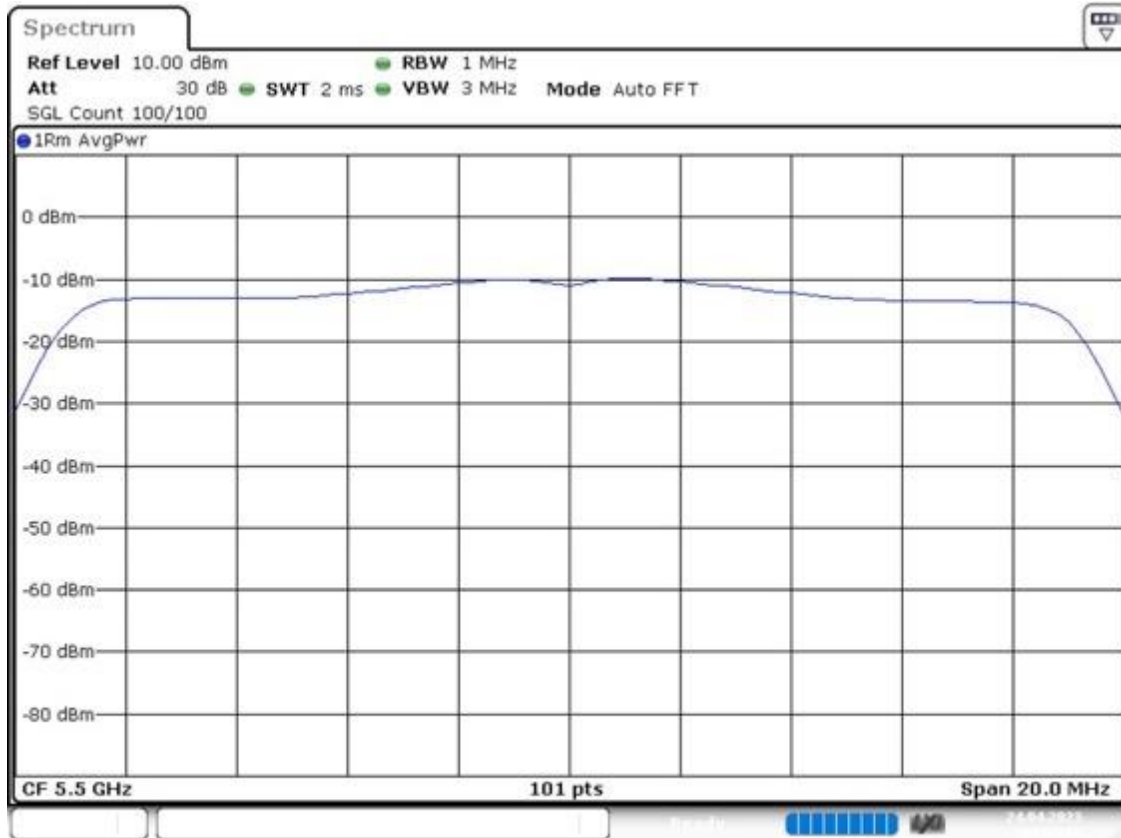
Port	State
1	used
2	used

PSD Connector 1



Date: 24.APR.2023 04:03:30

PSD Connector 2



Date: 24.APR.2023 04:03:36

Measurement

Setting	Instrument Value	Target Value
Start Frequency	5.49000 GHz	5.49000 GHz
Stop Frequency	5.51000 GHz	5.51000 GHz
Span	20.000 MHz	20.000 MHz
RBW	1.000 MHz	<= 1.000 MHz
VBW	3.000 MHz	>= 3.000 MHz
SweepPoints	101	~ 40
SweepTime	2.020 ms	2.020 ms
Reference Level	10.000 dBm	10.000 dBm
Attenuation	30.000 dB	AUTO
Detector	RMS	RMS
SweepCount	100	100
Filter	3 dB	3 dB
Trace Mode	Average Power	Average Power
SweepType	FFT	AUTO
Preamp	off	off

Occupied Channel Bandwidth 99% (5500 MHz; 24.000 dBm; 20 MHz)

Customized settings.

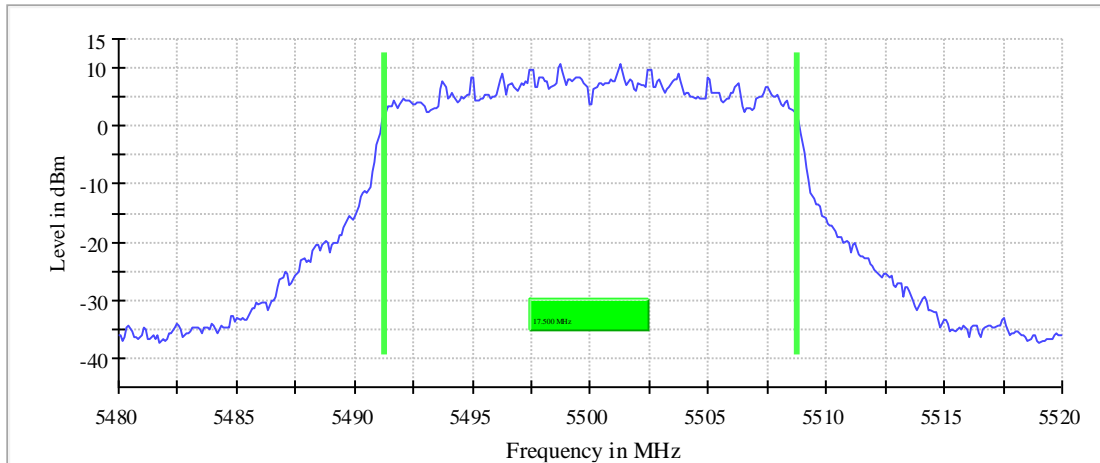
99 % Bandwidth

DUT Frequency (MHz)	Bandwidth (MHz)	Limit Min (MHz)	Limit Max (MHz)	Band Edge Left (MHz)	Band Edge Right (MHz)
5500.000000	17.500000	---	---	5491.250000	5508.750000

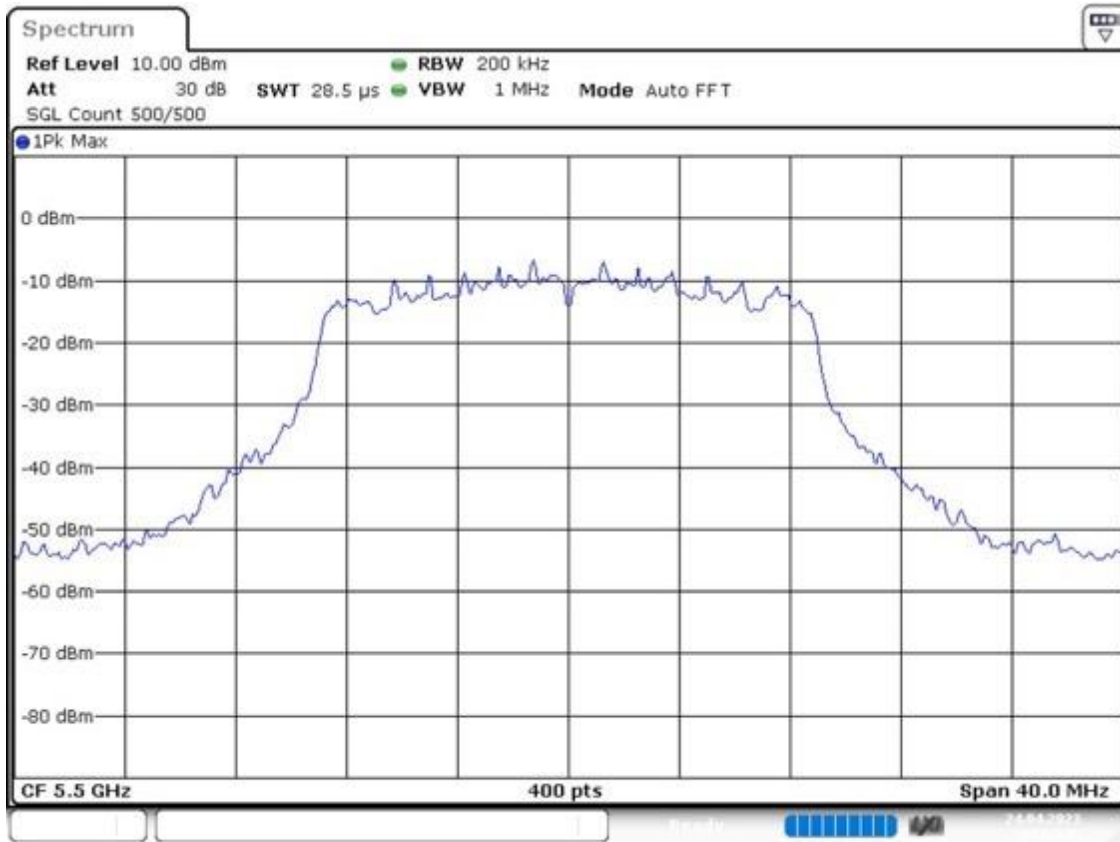
(continuation of the "99 % Bandwidth" table from column 6 ...)

DUT Frequency (MHz)	Result
5500.000000	PASS

99 % Bandwidth



Bandwidth



Date: 24.APR.2023 04:03:46

Measurement

Setting	Instrument Value	Target Value
Start Frequency	5.48000 GHz	5.48000 GHz
Stop Frequency	5.52000 GHz	5.52000 GHz
Span	40.000 MHz	40.000 MHz
RBW	200.000 kHz	\geq 200.000 kHz
VBW	1.000 MHz	\geq 600.000 kHz
SweepPoints	400	\sim 400
SweepTime	28.477 μ s	AUTO
Reference Level	10.000 dBm	10.000 dBm
Attenuation	30.000 dB	AUTO
Detector	MaxPeak	MaxPeak
SweepCount	500	500
Filter	3 dB	3 dB
Trace Mode	Max Hold	Max Hold
SweepType	FFT	AUTO
Preamp	off	off

Emission Bandwidth 26 dB (5600 MHz; 24.000 dBm; 20 MHz)

Customized settings.

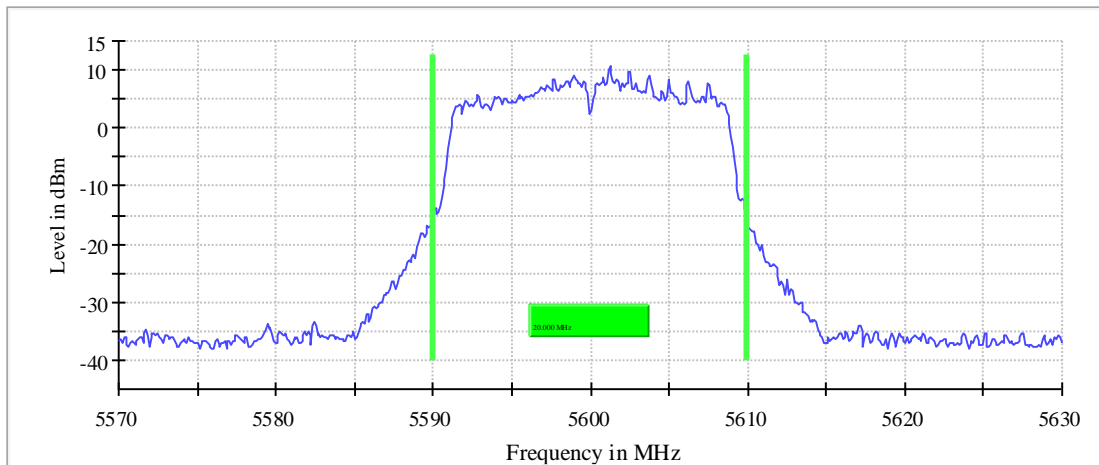
26 dB Bandwidth

DUT Frequency (MHz)	Bandwidth (MHz)	Limit Min (MHz)	Limit Max (MHz)	Band Edge Left (MHz)	Band Edge Right (MHz)
5600.000000	20.000000	---	---	5589.950000	5609.950000

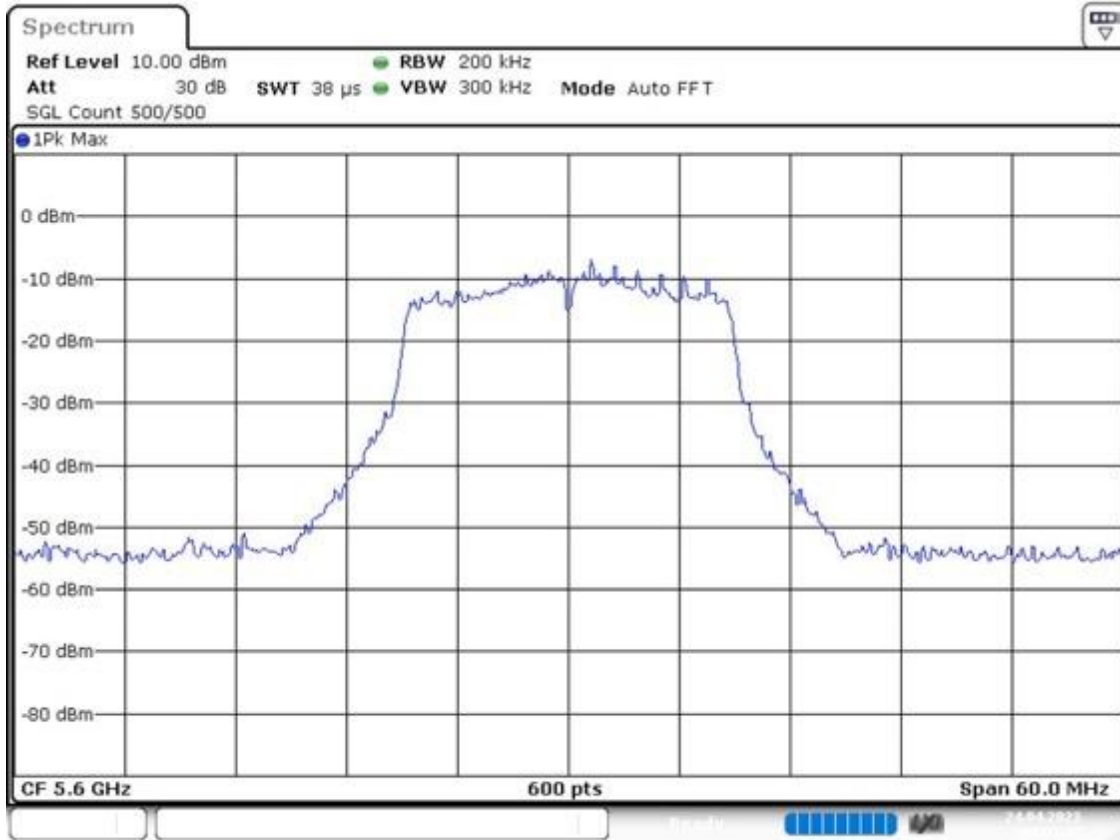
(continuation of the "26 dB Bandwidth" table from column 6 ...)

DUT Frequency (MHz)	Max Level (dBm)	Result
5600.000000	10.7	PASS

26 dB Bandwidth



Bandwidth



Date: 24.APR.2023 04:04:47

Occupied Channel Bandwidth 99% (5600 MHz; 24.000 dBm; 20 MHz)

Customized settings.

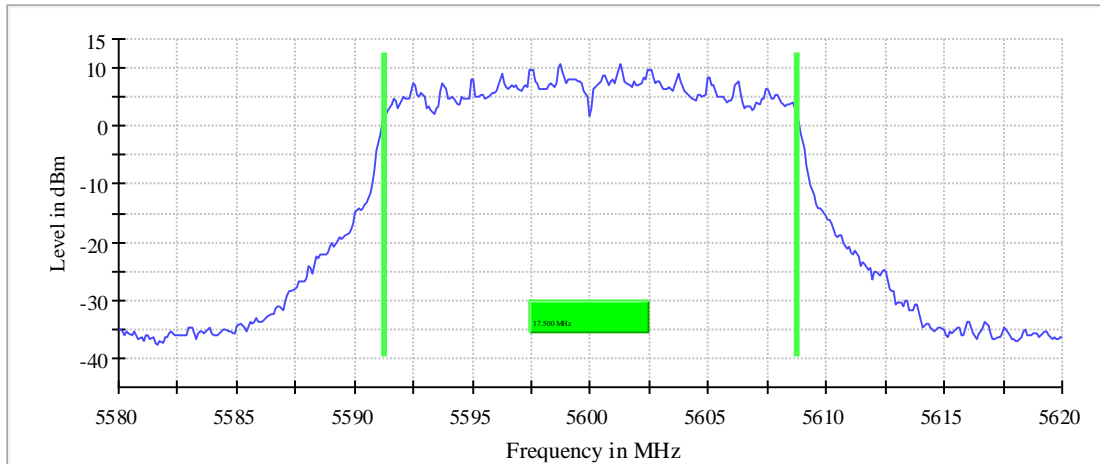
99 % Bandwidth

DUT Frequency (MHz)	Bandwidth (MHz)	Limit Min (MHz)	Limit Max (MHz)	Band Edge Left (MHz)	Band Edge Right (MHz)
5600.000000	17.500000	---	---	5591.250000	5608.750000

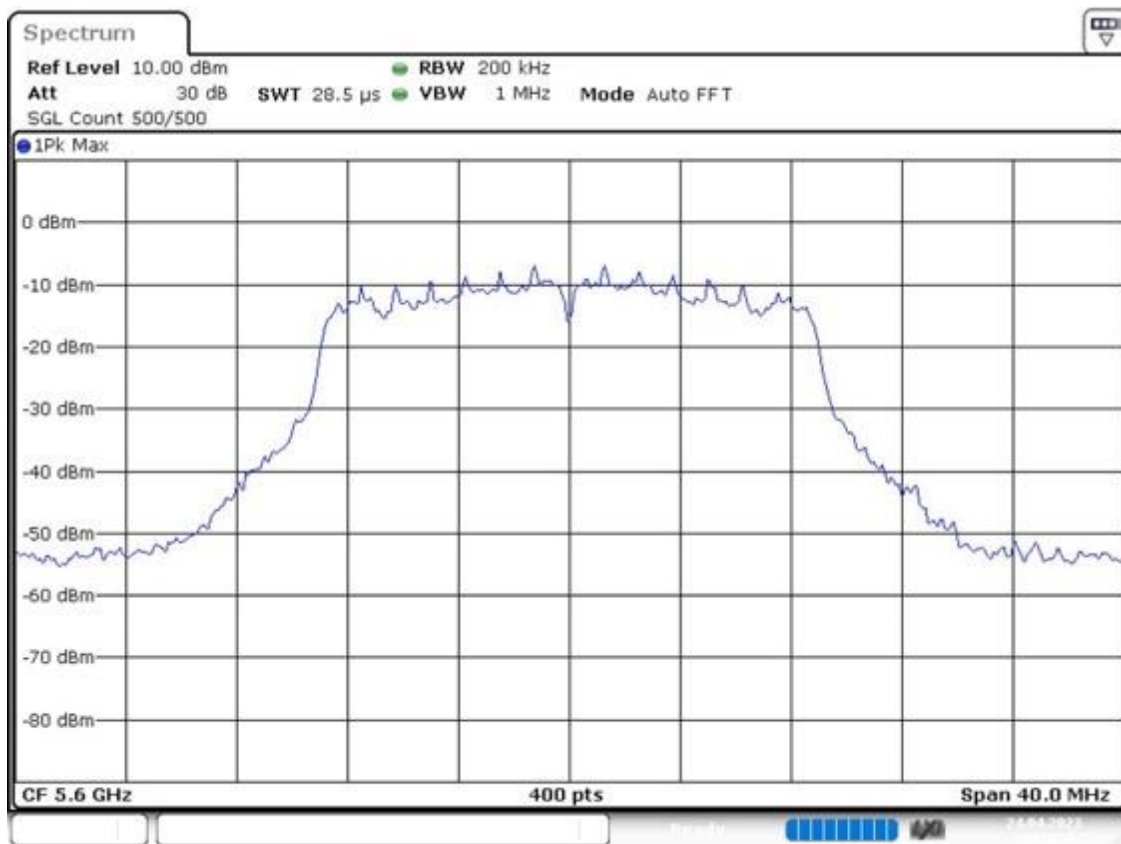
(continuation of the "99 % Bandwidth" table from column 6 ...)

DUT Frequency (MHz)	Result
5600.000000	PASS

99 % Bandwidth



Bandwidth



Date: 24.APR.2023 04:05:42

Emission Bandwidth 26 dB (5720 MHz; 24.000 dBm; 20 MHz)

Customized settings.

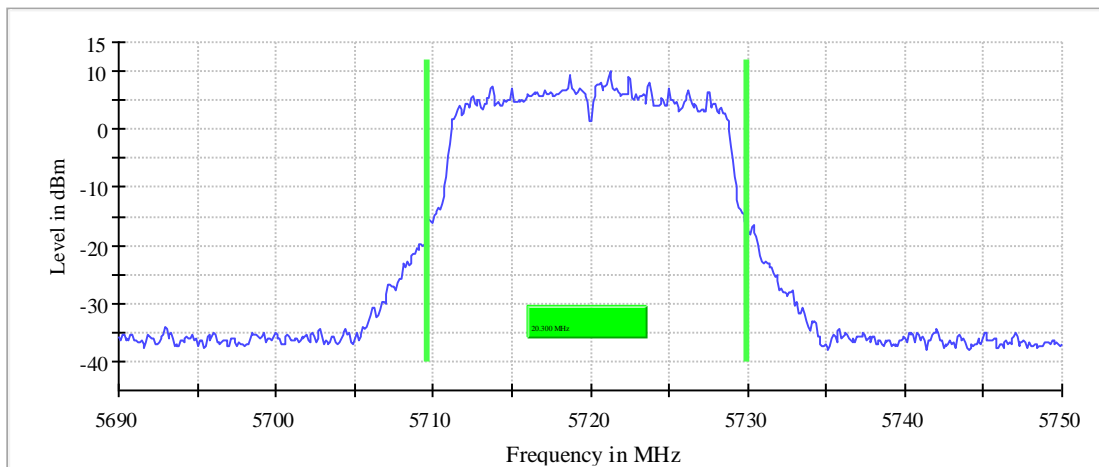
26 dB Bandwidth

DUT Frequency (MHz)	Bandwidth (MHz)	Bandwidth U-NII 2C (MHz)	Bandwidth U-NII 3 (MHz)	Limit Min (MHz)	Limit Max (MHz)
5720.000000	20.300000	15.350000	4.950000	---	---

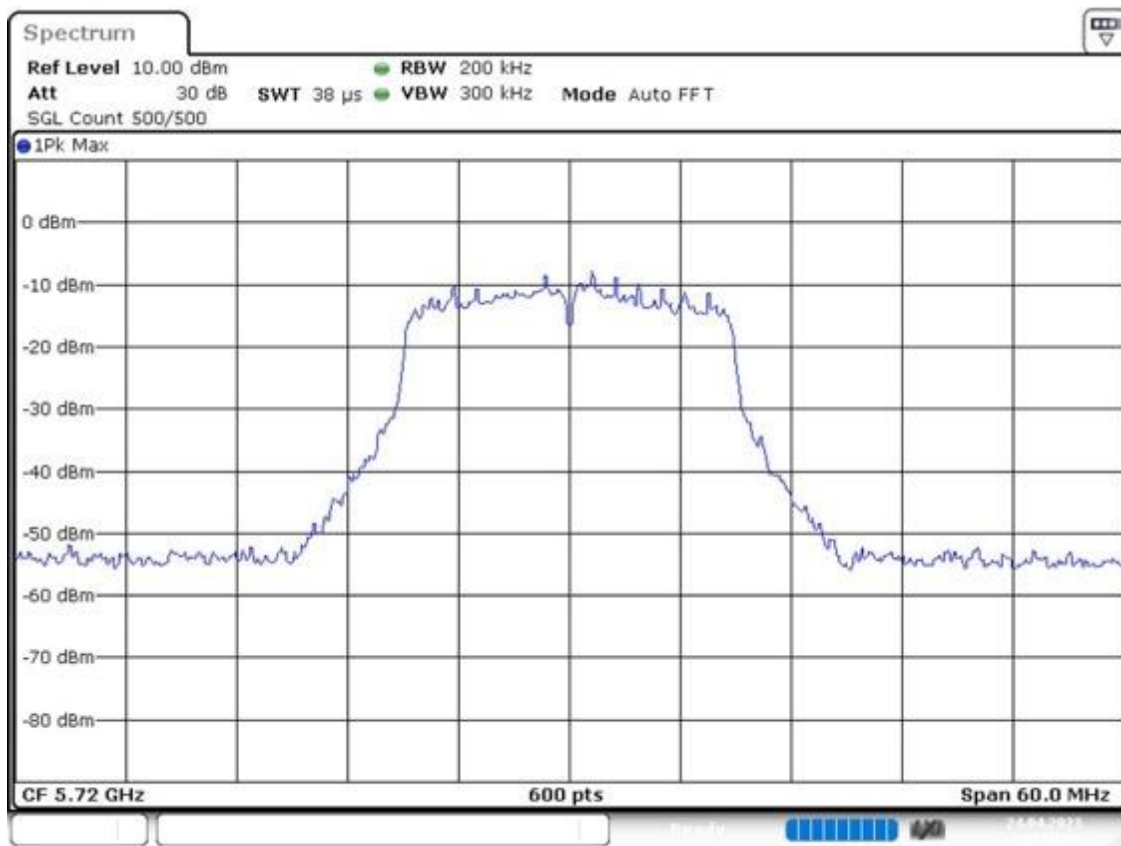
(continuation of the "26 dB Bandwidth" table from column 6 ...)

DUT Frequency (MHz)	Band Edge Left (MHz)	Band Edge Right (MHz)	Max Level (dBm)	Result
5720.000000	5709.650000	5729.950000	9.9	PASS

26 dB Bandwidth



Bandwidth



Occupied Channel Bandwidth 99% (5720 MHz; 24.000 dBm; 20 MHz)

Customized settings.

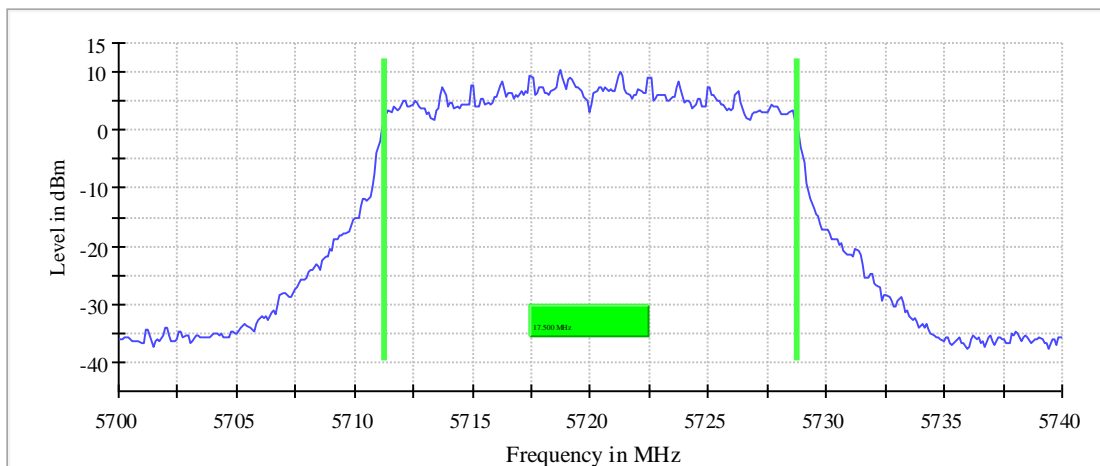
99 % Bandwidth

DUT Frequency (MHz)	Bandwidth (MHz)	Bandwidth U-NII 2C (MHz)	Bandwidth U-NII 3 (MHz)	Limit Min (MHz)	Limit Max (MHz)
5720.000000	17.500000	13.750000	3.750000	---	---

(continuation of the "99 % Bandwidth" table from column 6 ...)

DUT Frequency (MHz)	Band Edge Left (MHz)	Band Edge Right (MHz)	Result
5720.000000	5711.250000	5728.750000	PASS

99 % Bandwidth



Bandwidth



Date: 24.APR.2023 04:10:04

Emission Bandwidth 26 dB (5510 MHz; 24.000 dBm; 40 MHz)

Customized settings.

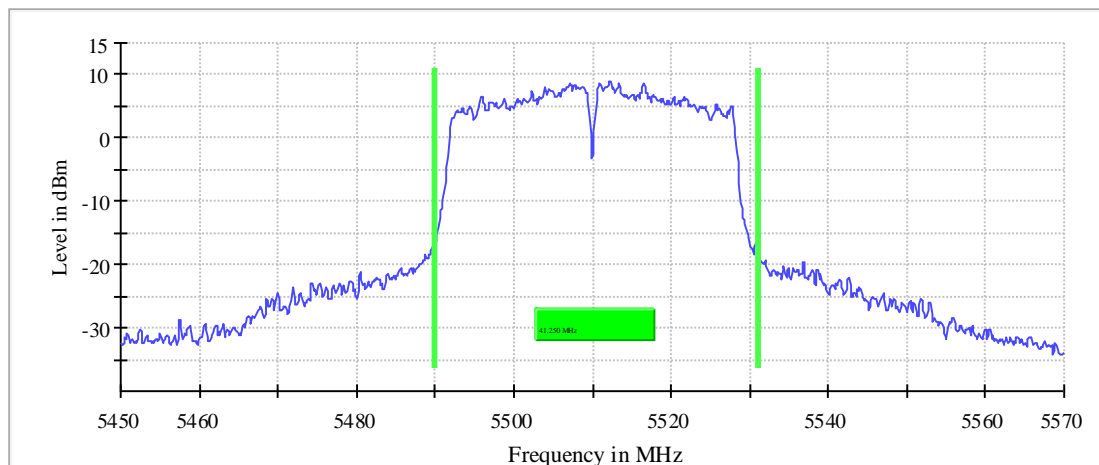
26 dB Bandwidth

DUT Frequency (MHz)	Bandwidth (MHz)	Limit Min (MHz)	Limit Max (MHz)	Band Edge Left (MHz)	Band Edge Right (MHz)
5510.000000	41.250000	---	---	5489.825000	5531.075000

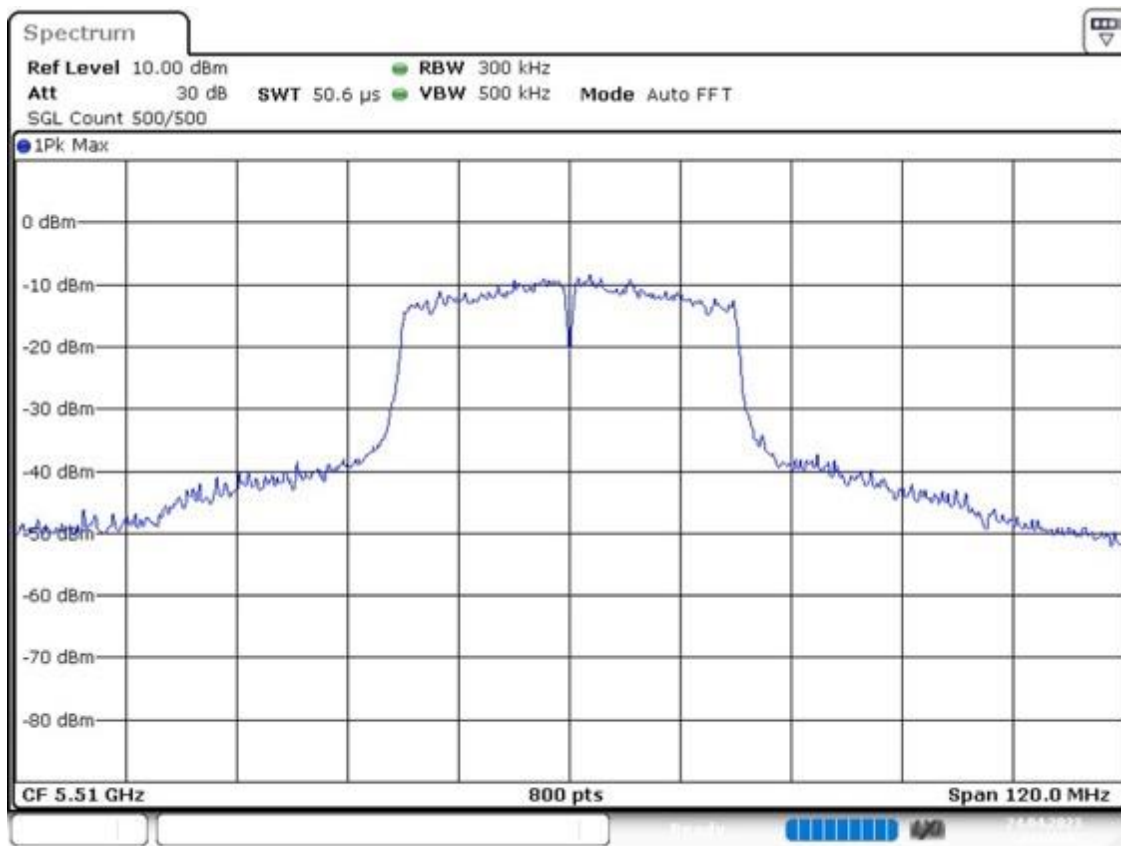
(continuation of the "26 dB Bandwidth" table from column 6 ...)

DUT Frequency (MHz)	Max Level (dBm)	Result
5510.000000	9.0	PASS

26 dB Bandwidth



Bandwidth



Date: 24.APR.2023 22:46:42

Occupied Channel Bandwidth 99% (5510 MHz; 24.000 dBm; 40 MHz)

Customized settings.

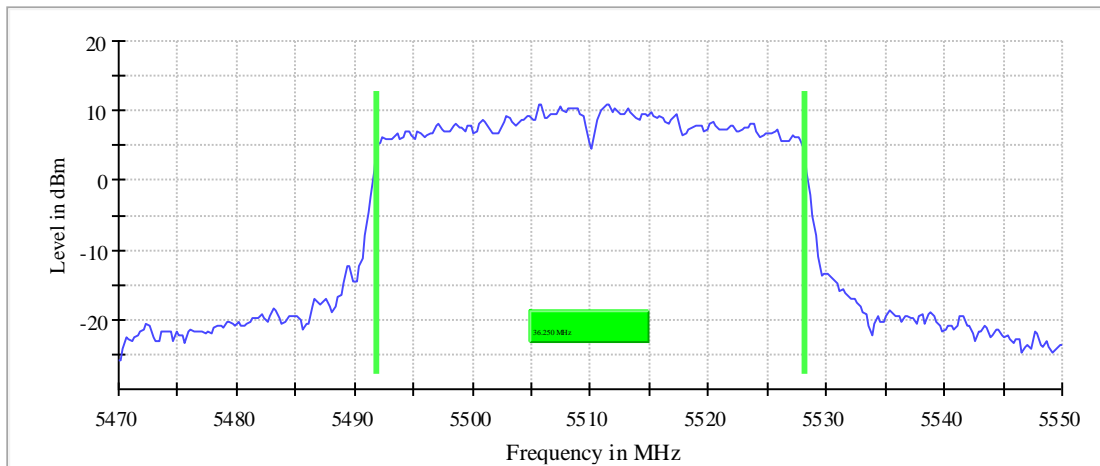
99 % Bandwidth

DUT Frequency (MHz)	Bandwidth (MHz)	Limit Min (MHz)	Limit Max (MHz)	Band Edge Left (MHz)	Band Edge Right (MHz)
5510.000000	36.250000	---	---	5491.875000	5528.125000

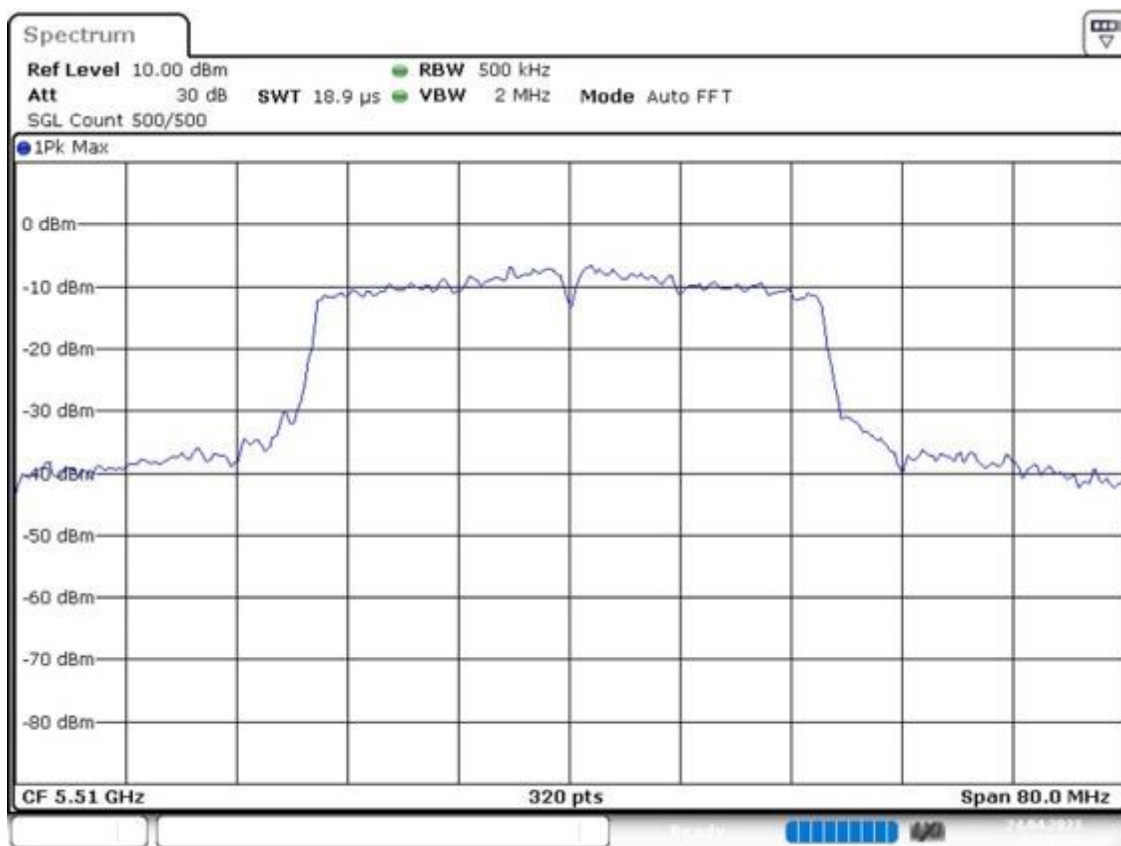
(continuation of the "99 % Bandwidth" table from column 6 ...)

DUT Frequency (MHz)	Result
5510.000000	PASS

99 % Bandwidth



Bandwidth



Date: 24.APR.2023 22:47:36

Emission Bandwidth 26 dB (5590 MHz; 24.000 dBm; 40 MHz)

Customized settings.

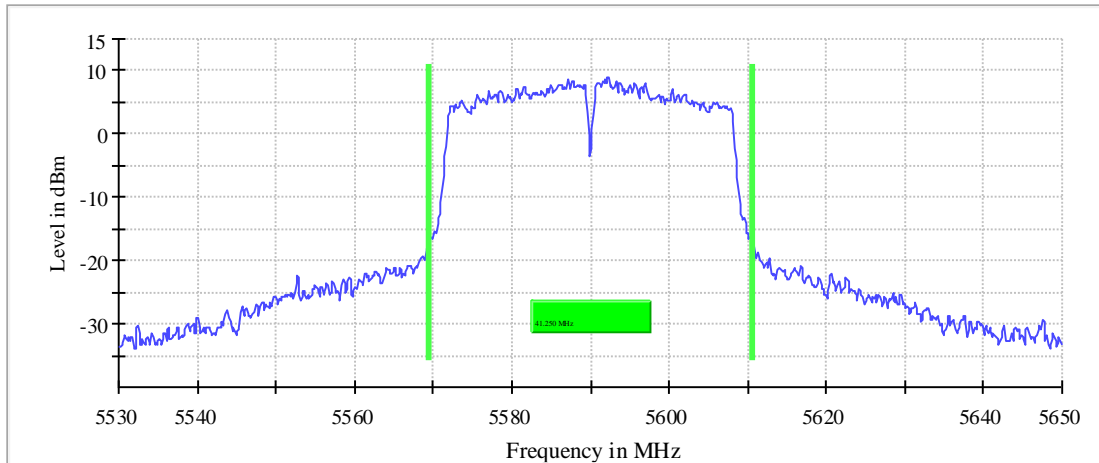
26 dB Bandwidth

DUT Frequency (MHz)	Bandwidth (MHz)	Limit Min (MHz)	Limit Max (MHz)	Band Edge Left (MHz)	Band Edge Right (MHz)
5590.000000	41.250000	---	---	5569.375000	5610.625000

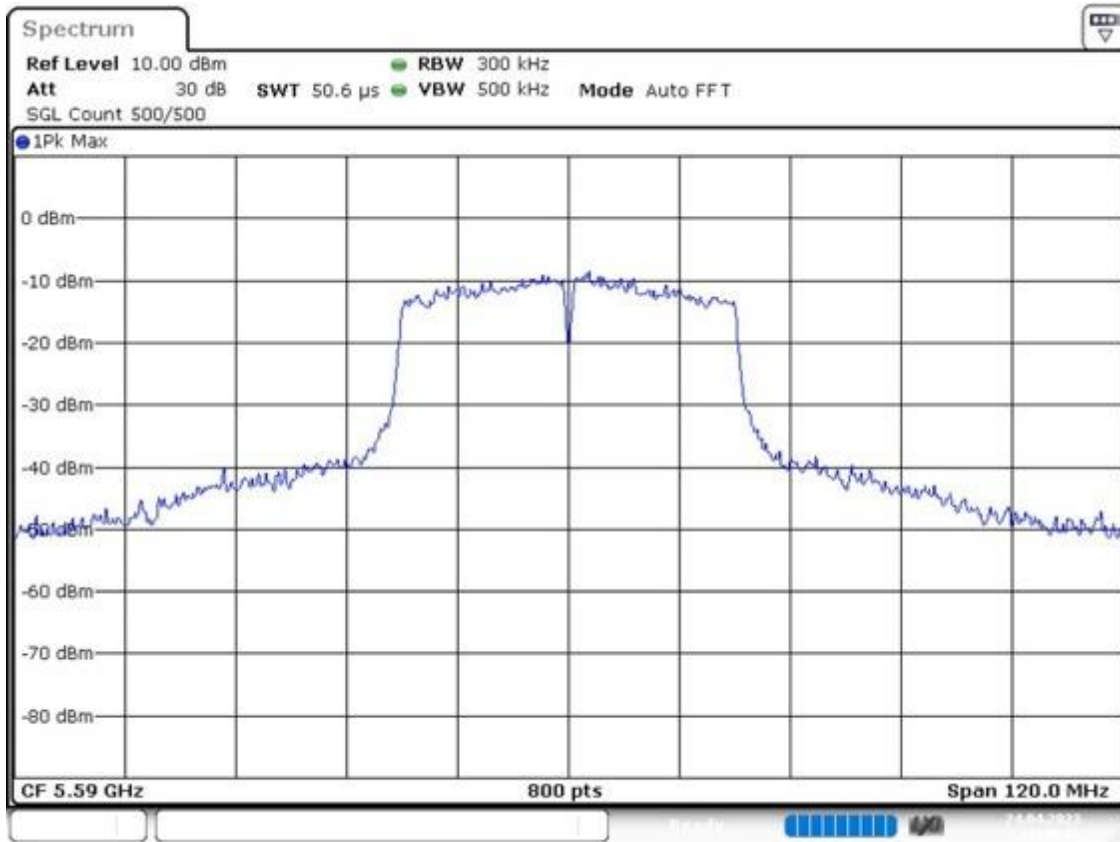
(continuation of the "26 dB Bandwidth" table from column 6 ...)

DUT Frequency (MHz)	Max Level (dBm)	Result
5590.000000	9.0	PASS

26 dB Bandwidth



Bandwidth



Date: 24.APR.2023 22:48:26

Occupied Channel Bandwidth 99% (5590 MHz; 24.000 dBm; 40 MHz)

Customized settings.

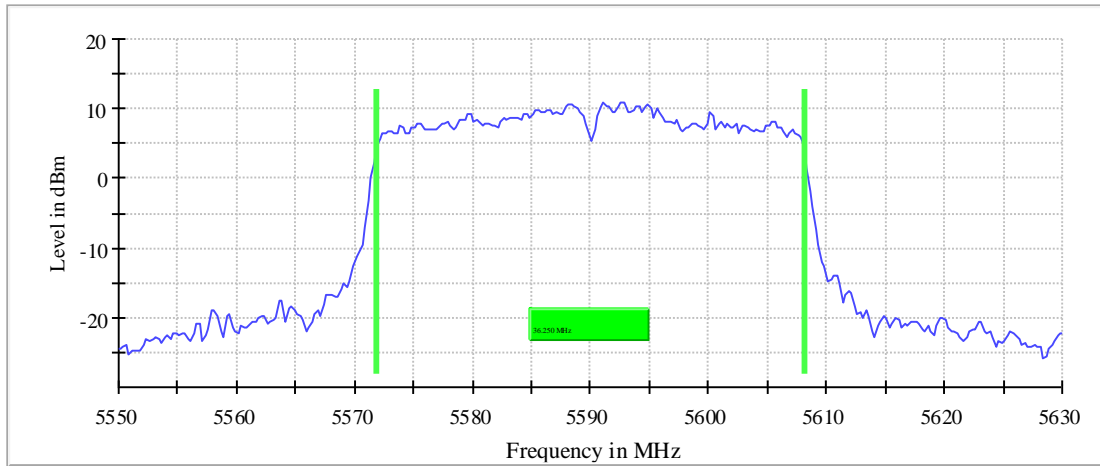
99 % Bandwidth

DUT Frequency (MHz)	Bandwidth (MHz)	Limit Min (MHz)	Limit Max (MHz)	Band Edge Left (MHz)	Band Edge Right (MHz)
5590.000000	36.250000	---	---	5571.875000	5608.125000

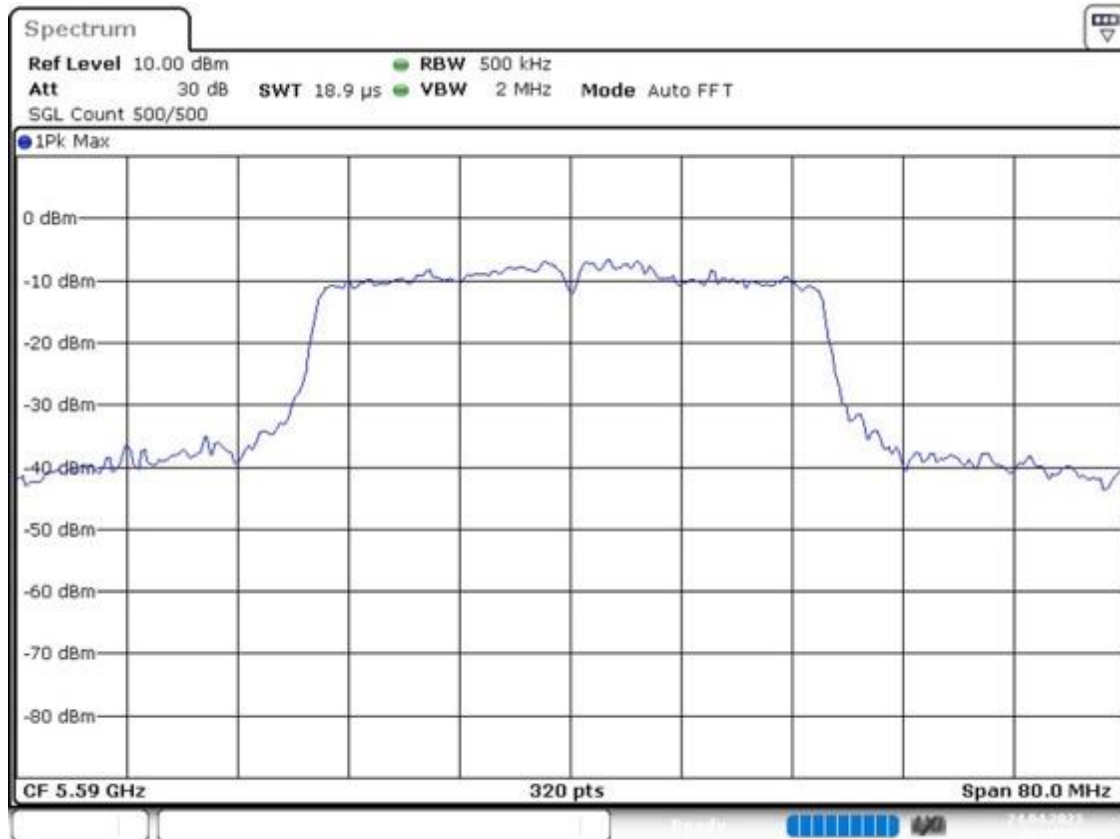
(continuation of the "99 % Bandwidth" table from column 6 ...)

DUT Frequency (MHz)	Result
5590.000000	PASS

99 % Bandwidth



Bandwidth



Date: 24.APR.2023 22:49:27

Emission Bandwidth 26 dB (5710 MHz; 24.000 dBm; 40 MHz)

Customized settings.

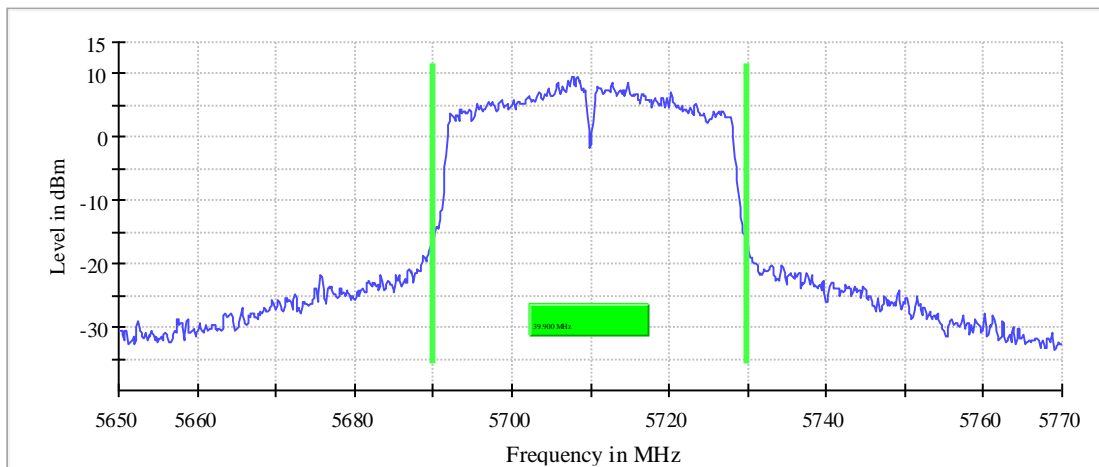
26 dB Bandwidth

DUT Frequency (MHz)	Bandwidth (MHz)	Bandwidth U-NII 2C (MHz)	Bandwidth U-NII 3 (MHz)	Limit Min (MHz)	Limit Max (MHz)
5710.000000	39.900000	35.025000	4.875000	---	---

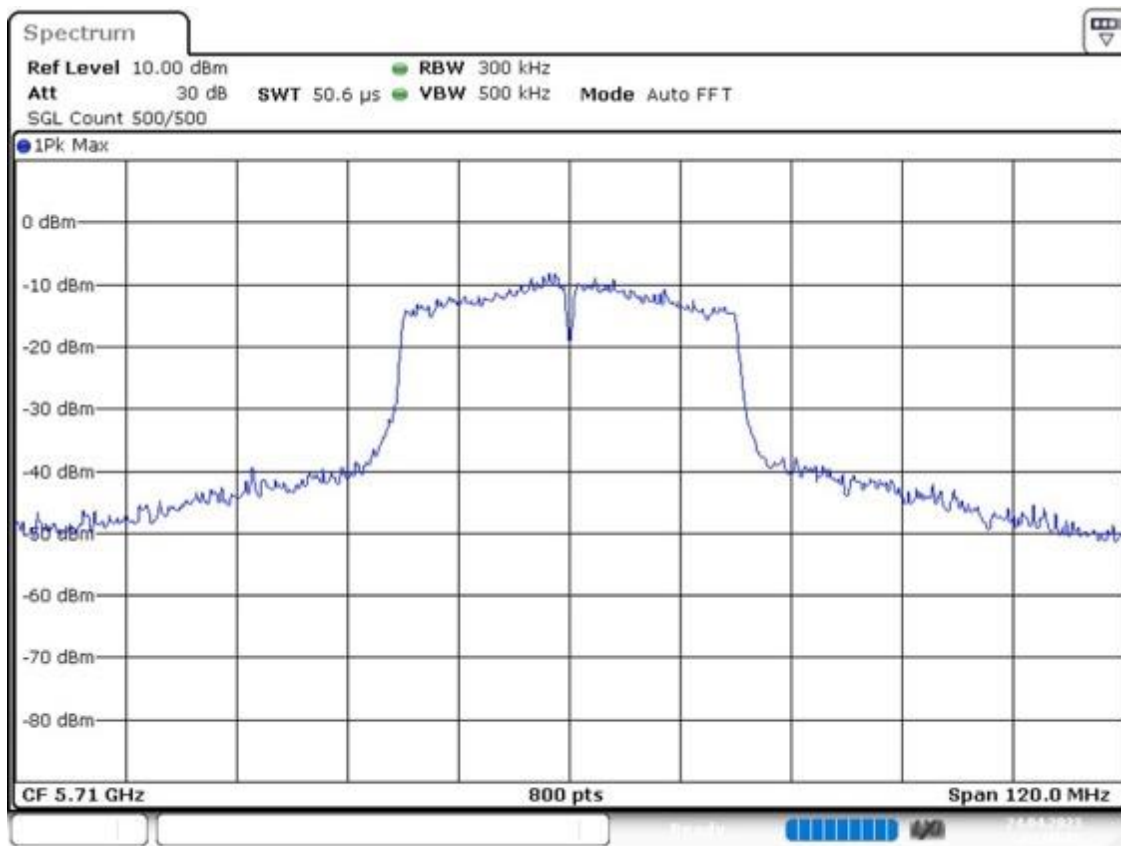
(continuation of the "26 dB Bandwidth" table from column 6 ...)

DUT Frequency (MHz)	Band Edge Left (MHz)	Band Edge Right (MHz)	Max Level (dBm)	Result
5710.000000	5689.975000	5729.875000	9.6	PASS

26 dB Bandwidth



Bandwidth



Date: 24.APR.2023 22:50:21

Occupied Channel Bandwidth 99% (5710 MHz; 24.000 dBm; 40 MHz)

Customized settings.

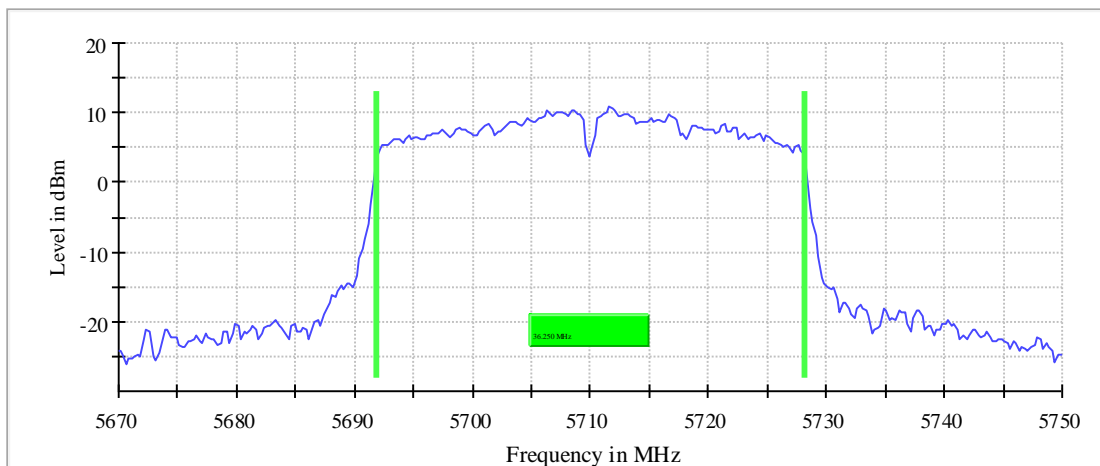
99 % Bandwidth

DUT Frequency (MHz)	Bandwidth (MHz)	Bandwidth U-NII 2C (MHz)	Bandwidth U-NII 3 (MHz)	Limit Min (MHz)	Limit Max (MHz)
5710.000000	36.250000	33.125000	3.125000	---	---

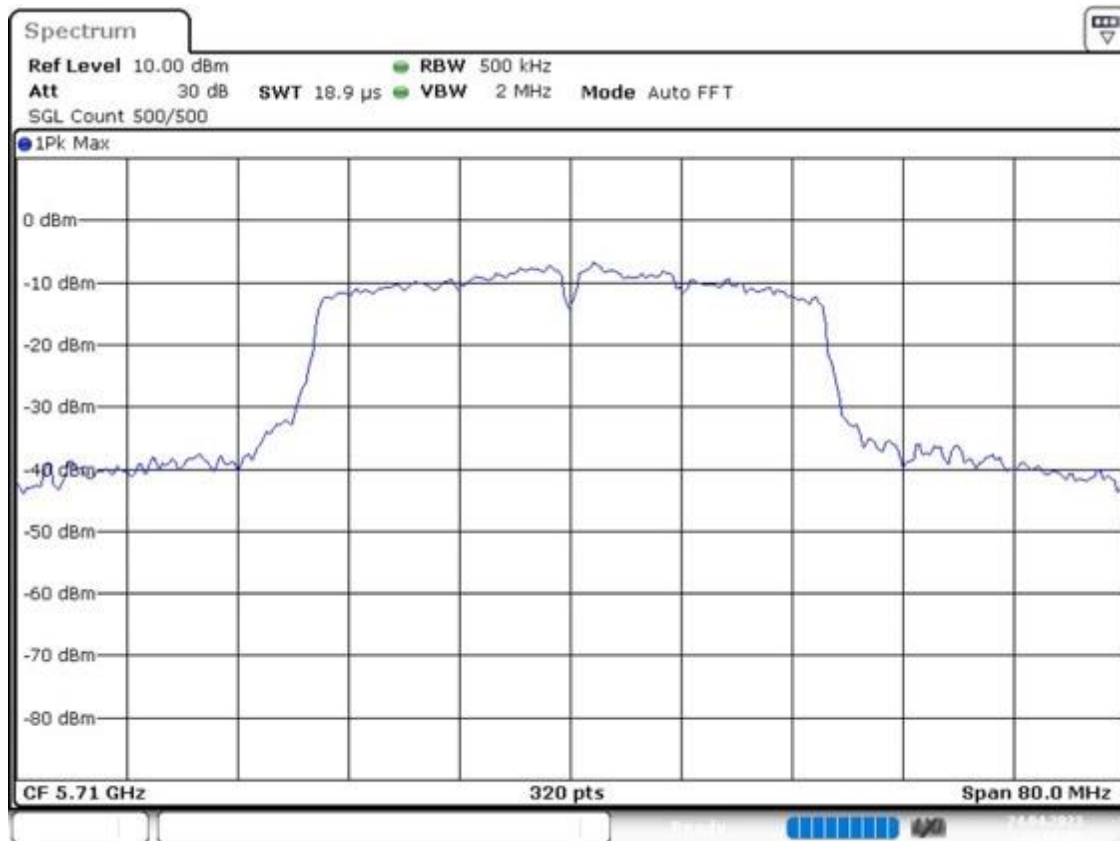
(continuation of the "99 % Bandwidth" table from column 6 ...)

DUT Frequency (MHz)	Band Edge Left (MHz)	Band Edge Right (MHz)	Result
5710.000000	5691.875000	5728.125000	PASS

99 % Bandwidth



Bandwidth



Date: 24.APR.2023 22:51:20

Emission Bandwidth 26 dB (5530 MHz; 24.000 dBm; 80 MHz)

Customized settings.

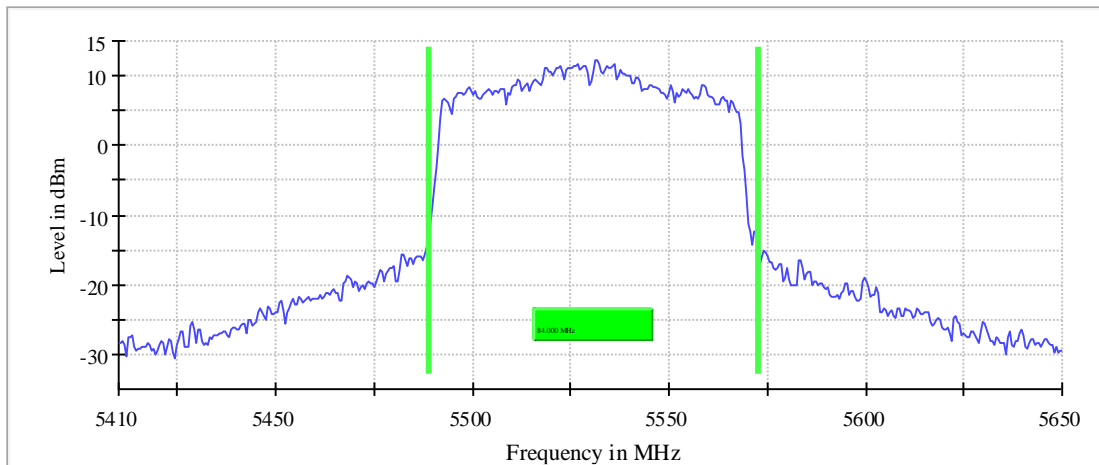
26 dB Bandwidth

DUT Frequency (MHz)	Bandwidth (MHz)	Limit Min (MHz)	Limit Max (MHz)	Band Edge Left (MHz)	Band Edge Right (MHz)
5530.000000	84.000000	---	---	5488.750000	5572.750000

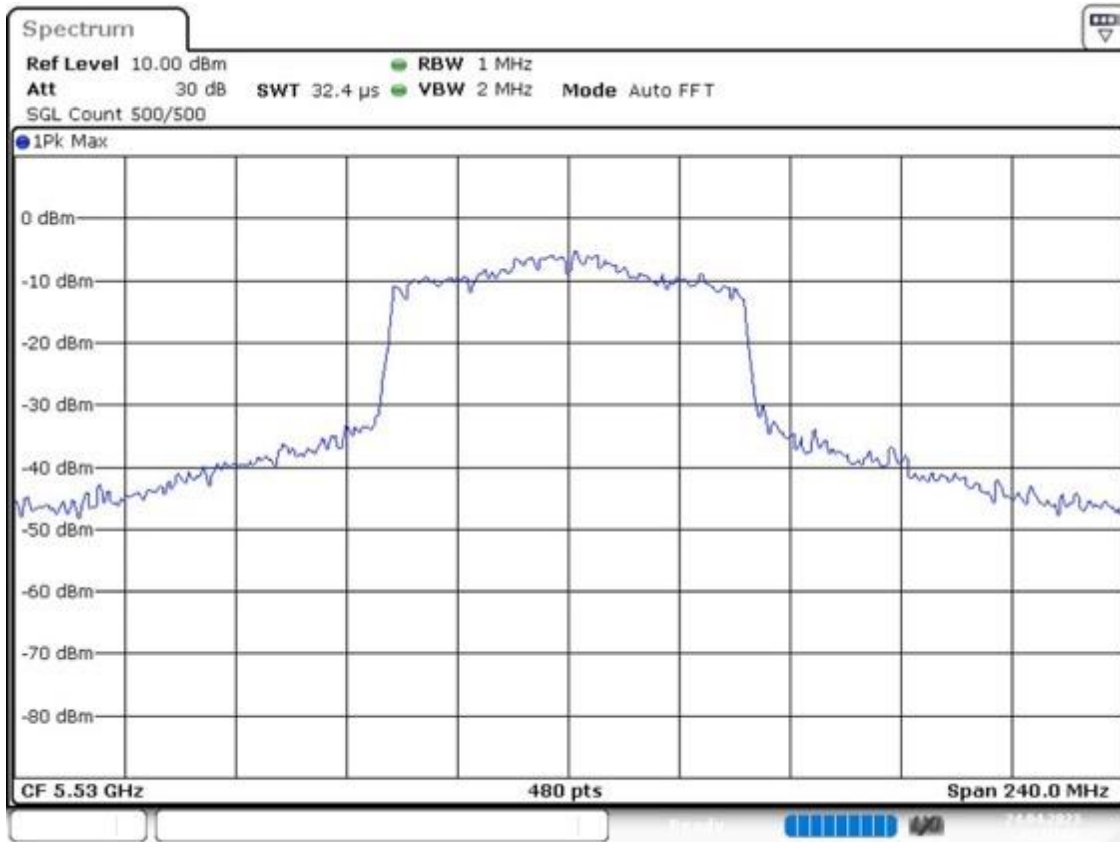
(continuation of the "26 dB Bandwidth" table from column 6 ...)

DUT Frequency (MHz)	Max Level (dBm)	Result
5530.000000	12.2	PASS

26 dB Bandwidth



Bandwidth



Date: 24.APR.2023 22:54:06

Occupied Channel Bandwidth 99% (5530 MHz; 24.000 dBm; 80 MHz)

Customized settings.

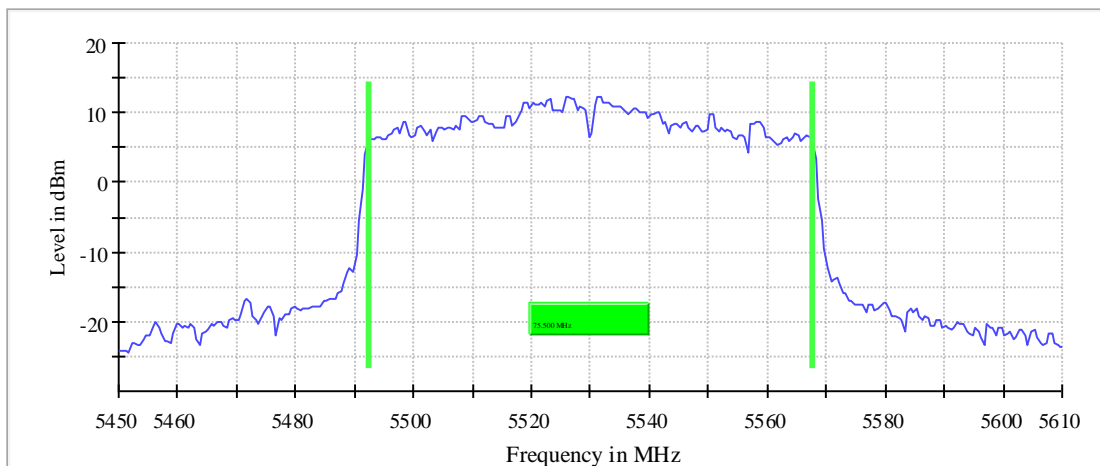
99 % Bandwidth

DUT Frequency (MHz)	Bandwidth (MHz)	Limit Min (MHz)	Limit Max (MHz)	Band Edge Left (MHz)	Band Edge Right (MHz)
5530.000000	75.500000	---	---	5492.250000	5567.750000

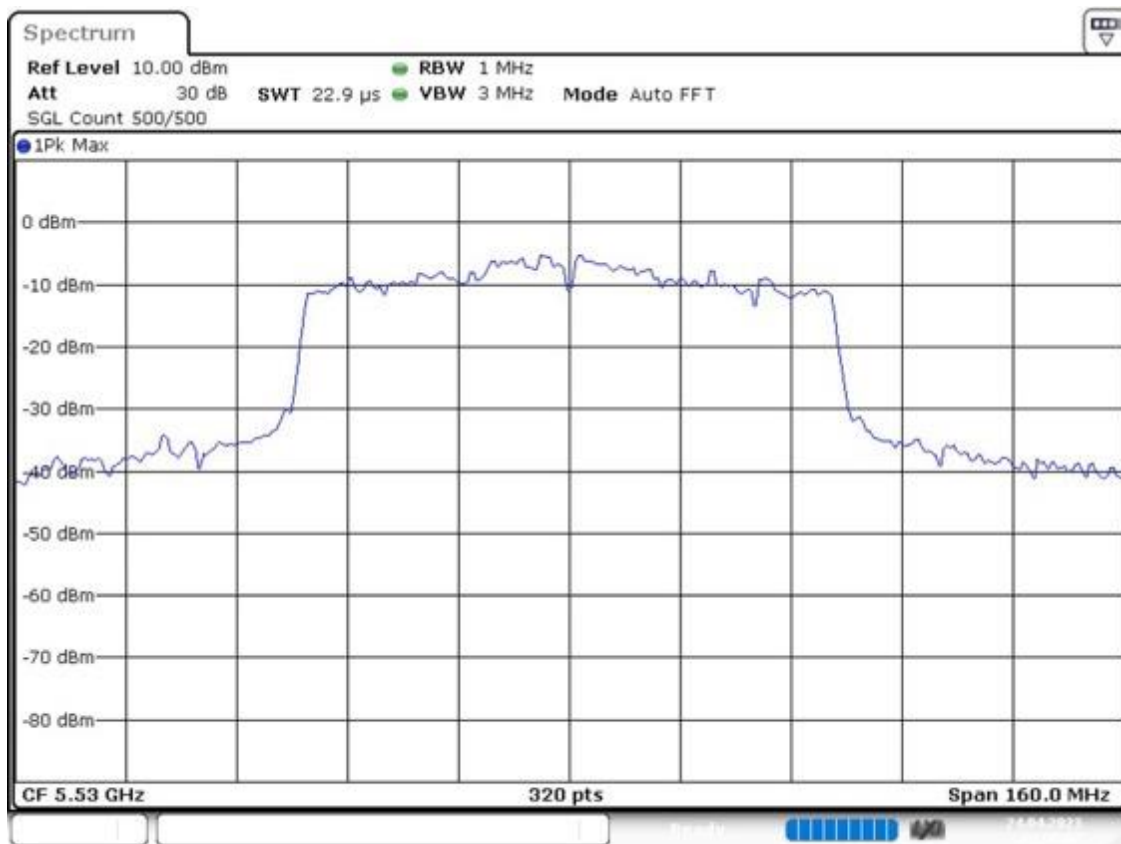
(continuation of the "99 % Bandwidth" table from column 6 ...)

DUT Frequency (MHz)	Result
5530.000000	PASS

99 % Bandwidth



Bandwidth



Date: 24.APR.2023 22:55:07

Emission Bandwidth 26 dB (5610 MHz; 24.000 dBm; 80 MHz)

Customized settings.

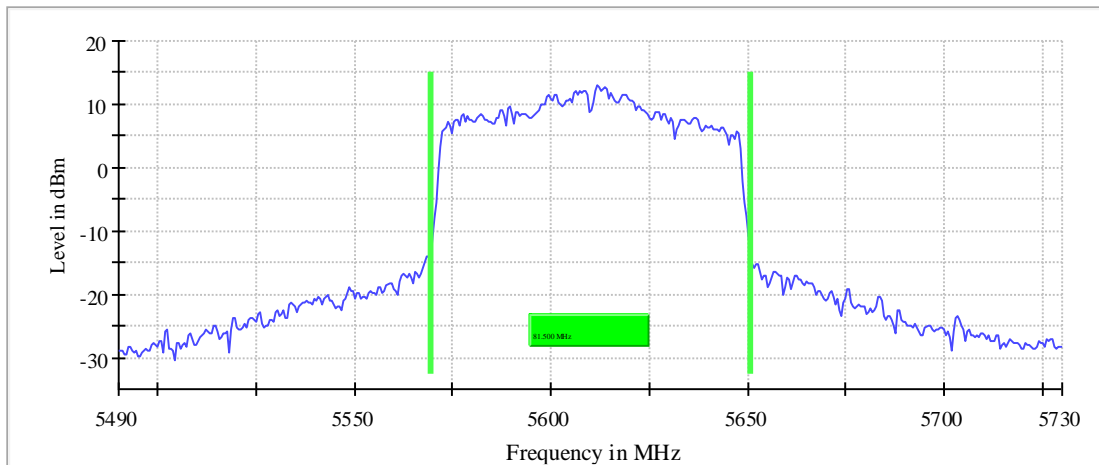
26 dB Bandwidth

DUT Frequency (MHz)	Bandwidth (MHz)	Limit Min (MHz)	Limit Max (MHz)	Band Edge Left (MHz)	Band Edge Right (MHz)
5610.000000	81.500000	---	---	5569.250000	5650.750000

(continuation of the "26 dB Bandwidth" table from column 6 ...)

DUT Frequency (MHz)	Max Level (dBm)	Result
5610.000000	13.1	PASS

26 dB Bandwidth



Bandwidth



Date: 24.APR.2023 22:56:17

Occupied Channel Bandwidth 99% (5610 MHz; 24.000 dBm; 80 MHz)

Customized settings.

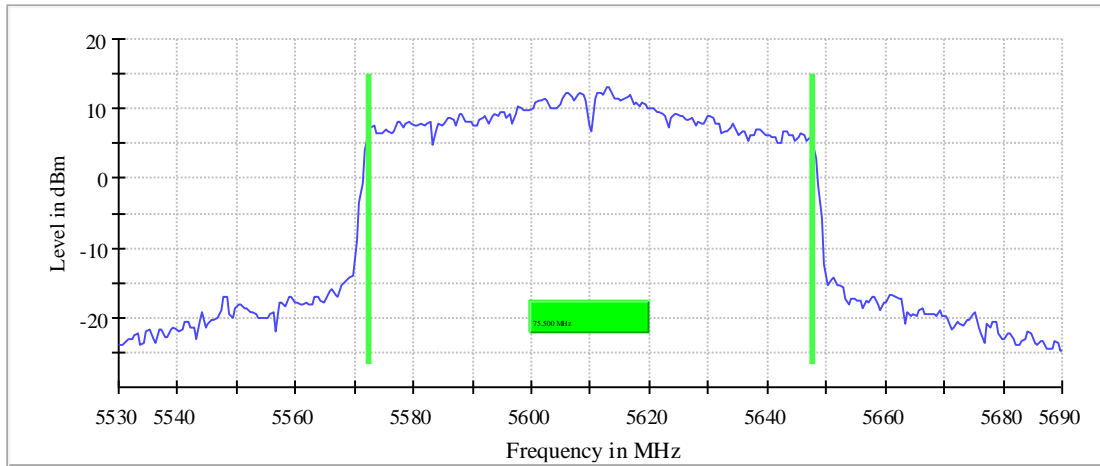
99 % Bandwidth

DUT Frequency (MHz)	Bandwidth (MHz)	Limit Min (MHz)	Limit Max (MHz)	Band Edge Left (MHz)	Band Edge Right (MHz)
5610.000000	75.500000	---	---	5572.250000	5647.750000

(continuation of the "99 % Bandwidth" table from column 6 ...)

DUT Frequency (MHz)	Result
5610.000000	PASS

99 % Bandwidth



Bandwidth



Date: 24.APR.2023 22:57:22

Emission Bandwidth 26 dB (5690 MHz; 24.000 dBm; 80 MHz)

Customized settings.

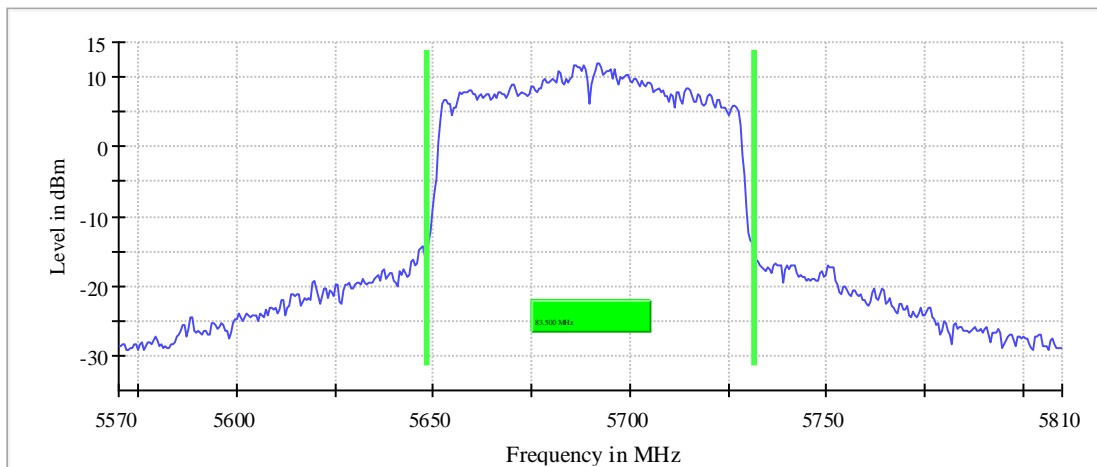
26 dB Bandwidth

DUT Frequency (MHz)	Bandwidth (MHz)	Bandwidth U-NII 2C (MHz)	Bandwidth U-NII 3 (MHz)	Limit Min (MHz)	Limit Max (MHz)
5690.000000	83.500000	76.750000	6.750000	---	---

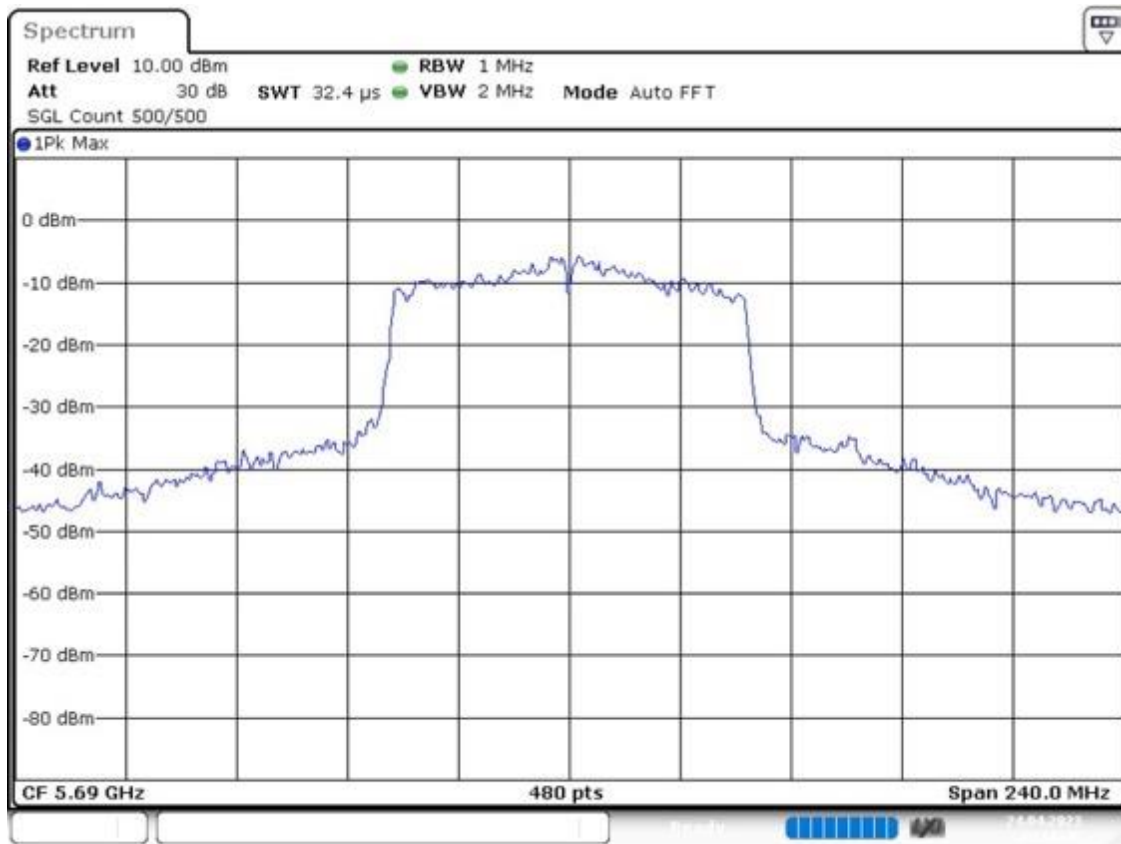
(continuation of the "26 dB Bandwidth" table from column 6 ...)

DUT Frequency (MHz)	Band Edge Left (MHz)	Band Edge Right (MHz)	Max Level (dBm)	Result
5690.000000	5648.250000	5731.750000	11.9	PASS

26 dB Bandwidth



Bandwidth



Date: 24.APR.2023 22:58:50

Occupied Channel Bandwidth 99% (5690 MHz; 24.000 dBm; 80 MHz)

Customized settings.

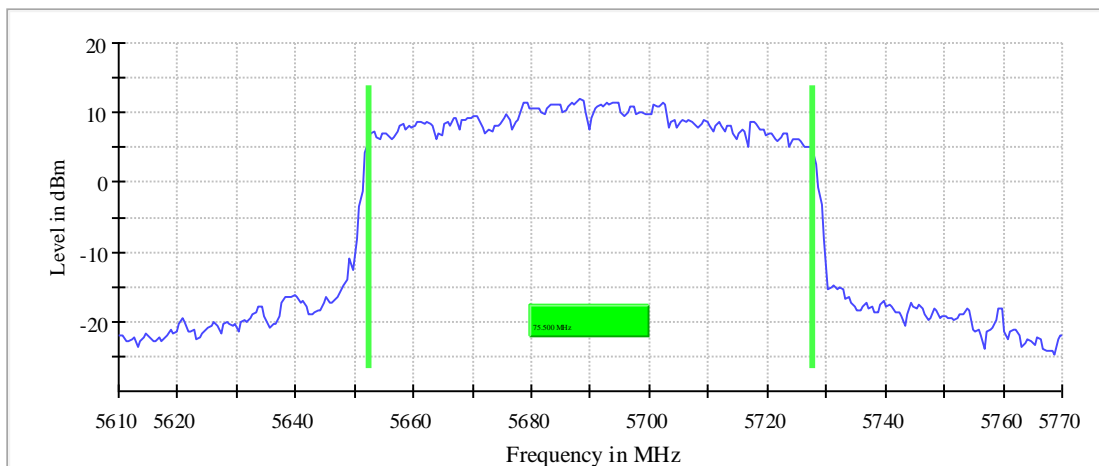
99 % Bandwidth

DUT Frequency (MHz)	Bandwidth (MHz)	Bandwidth U-NII 2C (MHz)	Bandwidth U-NII 3 (MHz)	Limit Min (MHz)	Limit Max (MHz)
5690.000000	75.500000	72.750000	2.750000	---	---

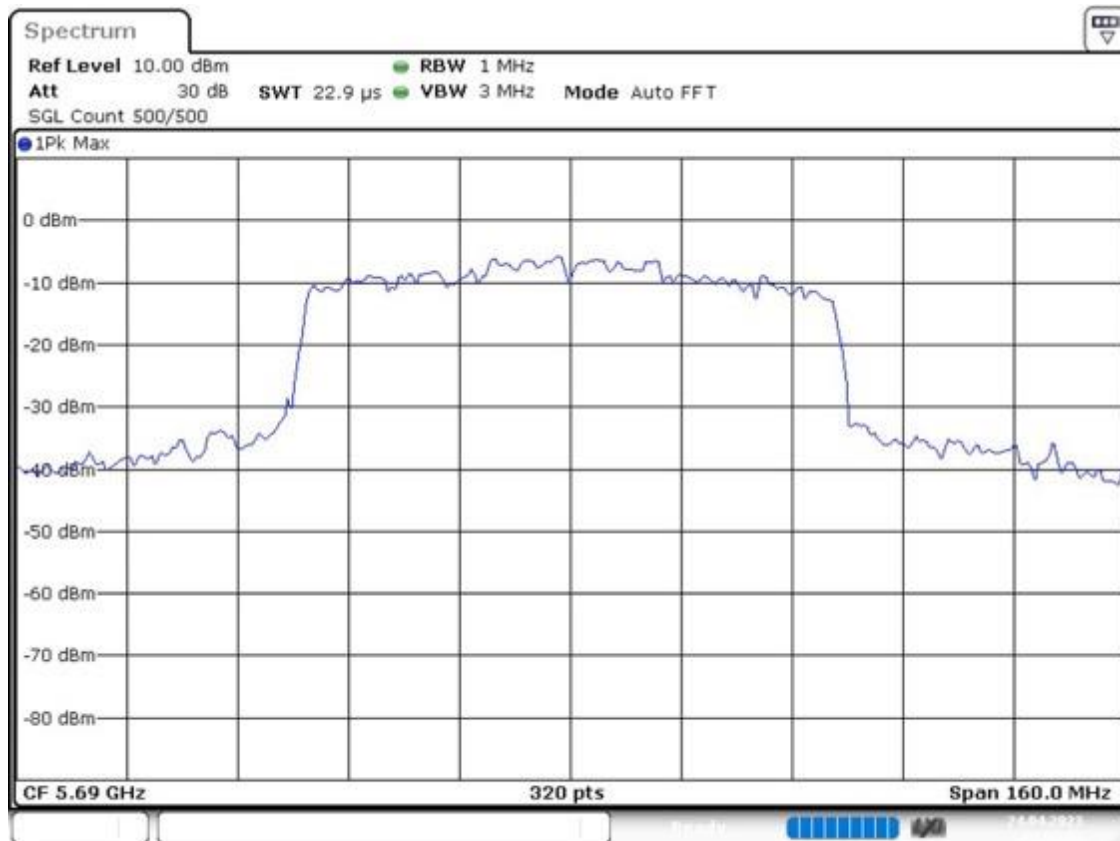
(continuation of the "99 % Bandwidth" table from column 6 ...)

DUT Frequency (MHz)	Band Edge Left (MHz)	Band Edge Right (MHz)	Result
5690.000000	5652.250000	5727.750000	PASS

99 % Bandwidth



Bandwidth



Date: 24.APR.2023 22:59:53

Emission Bandwidth 26 dB (5570 MHz; 24.000 dBm; 160 MHz)

Customized settings.

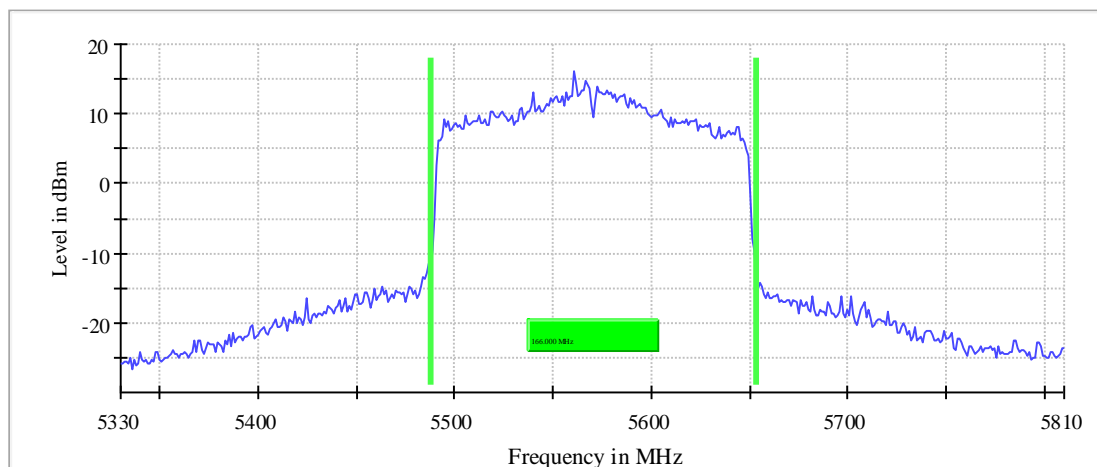
26 dB Bandwidth

DUT Frequency (MHz)	Bandwidth (MHz)	Bandwidth U-NII 2C (MHz)	Bandwidth U-NII 3 (MHz)	Limit Min (MHz)	Limit Max (MHz)
5570.000000	166.000000	166.000000	0.000000	---	---

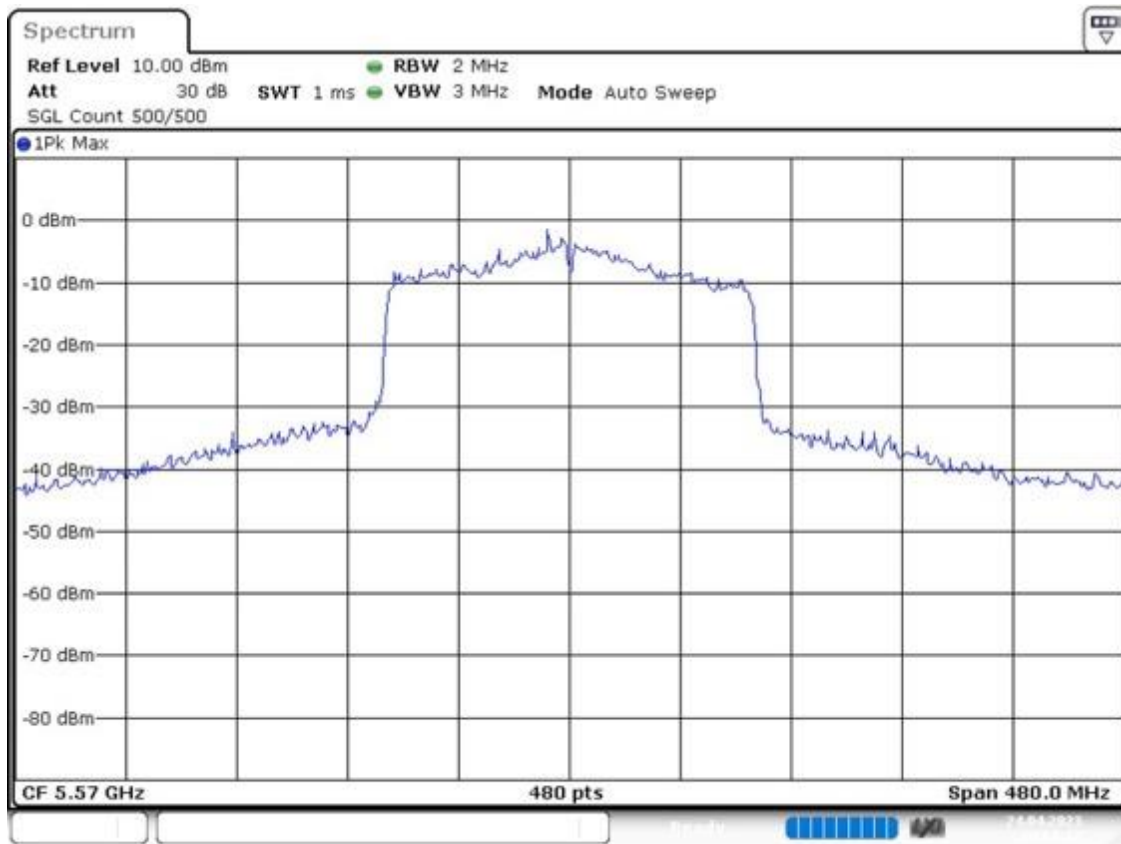
(continuation of the "26 dB Bandwidth" table from column 6 ...)

DUT Frequency (MHz)	Band Edge Left (MHz)	Band Edge Right (MHz)	Max Level (dBm)	Result
5570.000000	5487.500000	5653.500000	16.2	PASS

26 dB Bandwidth



Bandwidth



Occupied Channel Bandwidth 99% (5570 MHz; 24.000 dBm; 160 MHz)

Customized settings.

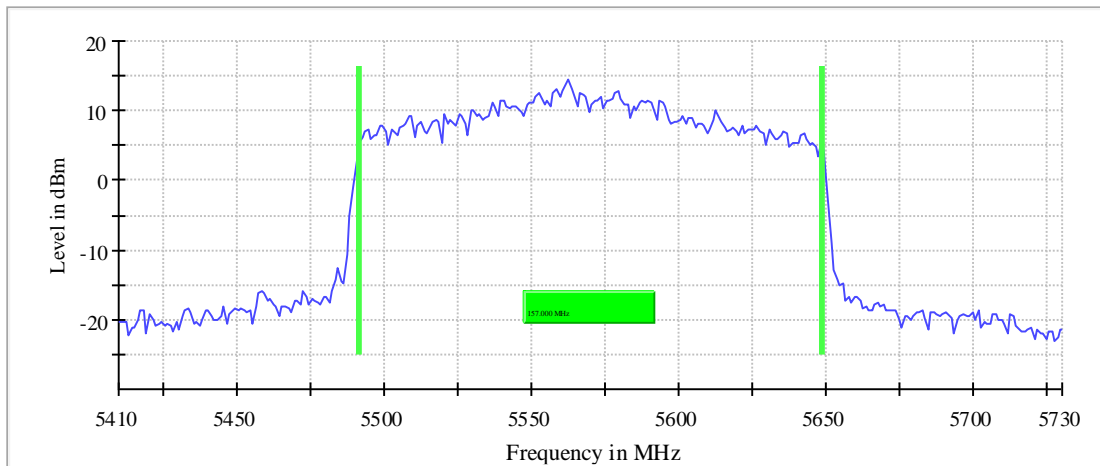
99 % Bandwidth

DUT Frequency (MHz)	Bandwidth (MHz)	Bandwidth U-NII 2C (MHz)	Bandwidth U-NII 3 (MHz)	Limit Min (MHz)	Limit Max (MHz)
5570.000000	157.000000	157.000000	0.000000	---	---

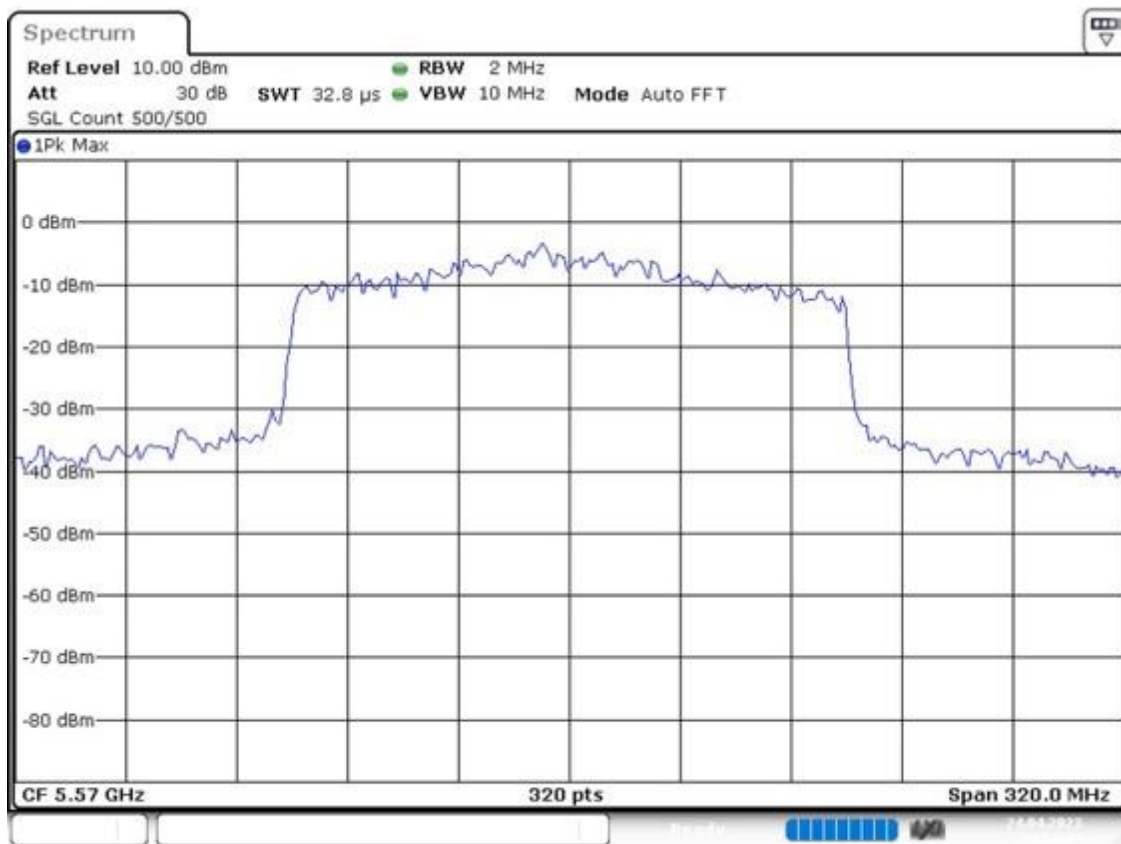
(continuation of the "99 % Bandwidth" table from column 6 ...)

DUT Frequency (MHz)	Band Edge Left (MHz)	Band Edge Right (MHz)	Result
5570.000000	5491.500000	5648.500000	PASS

99 % Bandwidth



Bandwidth



Date: 24.APR.2023 23:02:36

2.3.1 NSS1-PSD

Summary

Test	Frequency (MHz)	Nominal Power (dBm)	Nominal Bandwidth (MHz)	Result
Power Spectral Density	5500.000	24.0	20.000000	PASS
Power Spectral Density	5600.000	24.0	20.000000	PASS
Power Spectral Density	5720.000	24.0	20.000000	PASS

Power Spectral Density (5500 MHz; 24.000 dBm; 20 MHz)

Customized settings.

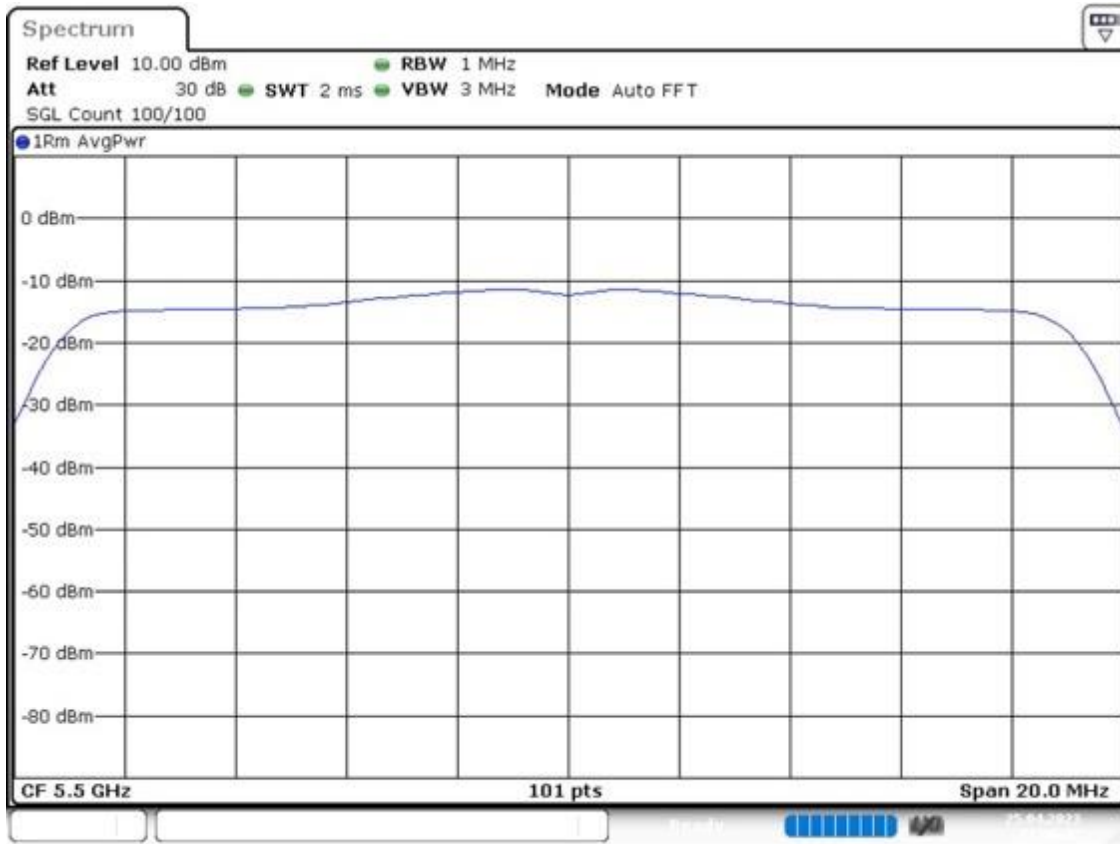
Result

DUT Frequency (MHz)	Frequency (MHz)	PSD (dBm)	Limit Max (dBm)	Result
5500.000000	5500.990099	9.255	11.0	PASS

Ports

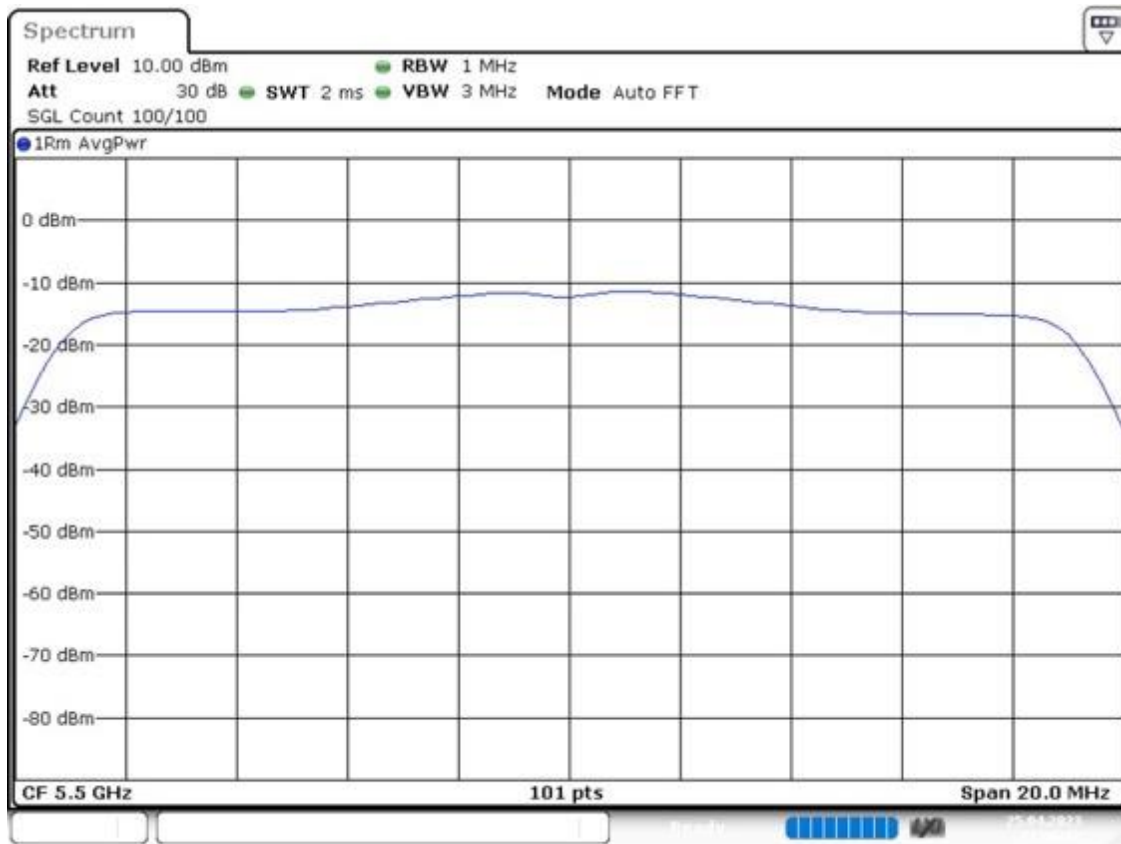
Port	State
1	used
2	used

PSD Connector 1



Date: 25.APR.2023 01:58:32

PSD Connector 2



Date: 25.APR.2023 01:58:38

Measurement

Setting	Instrument Value	Target Value
Start Frequency	5.49000 GHz	5.49000 GHz
Stop Frequency	5.51000 GHz	5.51000 GHz
Span	20.000 MHz	20.000 MHz
RBW	1.000 MHz	<= 1.000 MHz
VBW	3.000 MHz	>= 3.000 MHz
SweepPoints	101	~ 40
SweepTime	2.020 ms	2.020 ms
Reference Level	10.000 dBm	10.000 dBm
Attenuation	30.000 dB	AUTO
Detector	RMS	RMS
SweepCount	100	100
Filter	3 dB	3 dB
Trace Mode	Average Power	Average Power
SweepType	FFT	AUTO
Preamp	off	off

Power Spectral Density (5600 MHz; 24.000 dBm; 20 MHz)

Customized settings.

Result

DUT Frequency (MHz)	Frequency (MHz)	PSD (dBm)	Limit Max (dBm)	Result
5600.000000	5600.990099	9.331	11.0	PASS

Ports

Port	State
1	used
2	used

Power Spectral Density (5720 MHz; 24.000 dBm; 20 MHz)

Customized settings.

Result

DUT Frequency (MHz)	Frequency (MHz)	PSD (dBm)	Limit Max (dBm)	Result
5720.000000	5719.009901	9.394	11.0	PASS

Ports

Port	State
1	used
2	used

2.4 N Mode

Summary

Test	Frequency (MHz)	Nominal Power (dBm)	Nominal Bandwidth (MHz)	Result
Emission Bandwidth 26 dB	5500.000	24.0	20.000000	PASS
RF output power	5500.000	24.0	20.000000	PASS
Power Spectral Density	5500.000	24.0	20.000000	PASS
Occupied Channel Bandwidth 99%	5500.000	24.0	20.000000	PASS
Emission Bandwidth 26 dB	5600.000	24.0	20.000000	PASS
Occupied Channel Bandwidth 99%	5600.000	24.0	20.000000	PASS
Emission Bandwidth 26 dB	5720.000	24.0	20.000000	PASS
Occupied Channel Bandwidth 99%	5720.000	24.0	20.000000	PASS
Emission Bandwidth 26 dB	5510.000	24.0	40.000000	PASS
Occupied Channel Bandwidth 99%	5510.000	24.0	40.000000	PASS
Emission Bandwidth 26 dB	5590.000	24.0	40.000000	PASS
Occupied Channel Bandwidth 99%	5590.000	24.0	40.000000	PASS
Emission Bandwidth 26 dB	5710.000	24.0	40.000000	PASS
Occupied Channel Bandwidth 99%	5710.000	24.0	40.000000	PASS

Emission Bandwidth 26 dB (5500 MHz; 24.000 dBm; 20 MHz)

Customized settings.

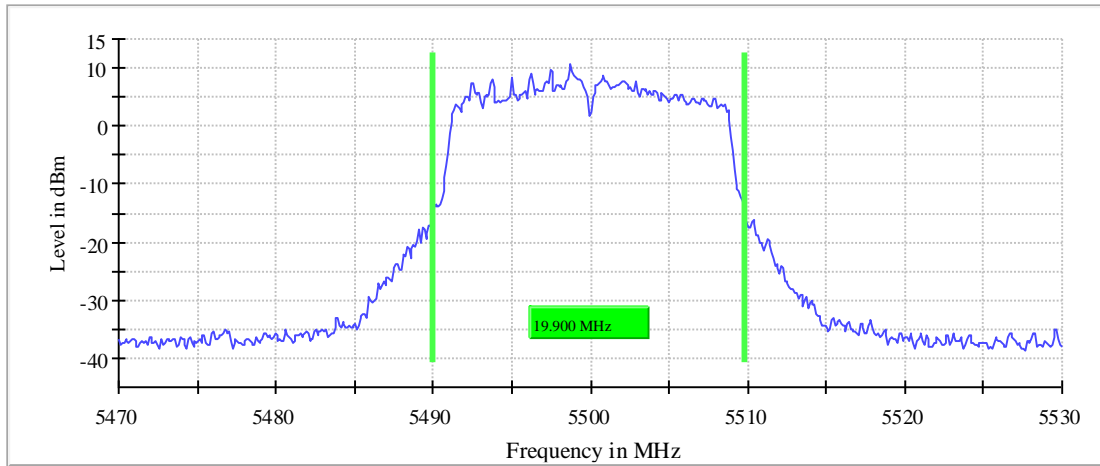
26 dB Bandwidth

DUT Frequency (MHz)	Bandwidth (MHz)	Limit Min (MHz)	Limit Max (MHz)	Band Edge Left (MHz)	Band Edge Right (MHz)
5500.000000	19.900000	---	---	5489.950000	5509.850000

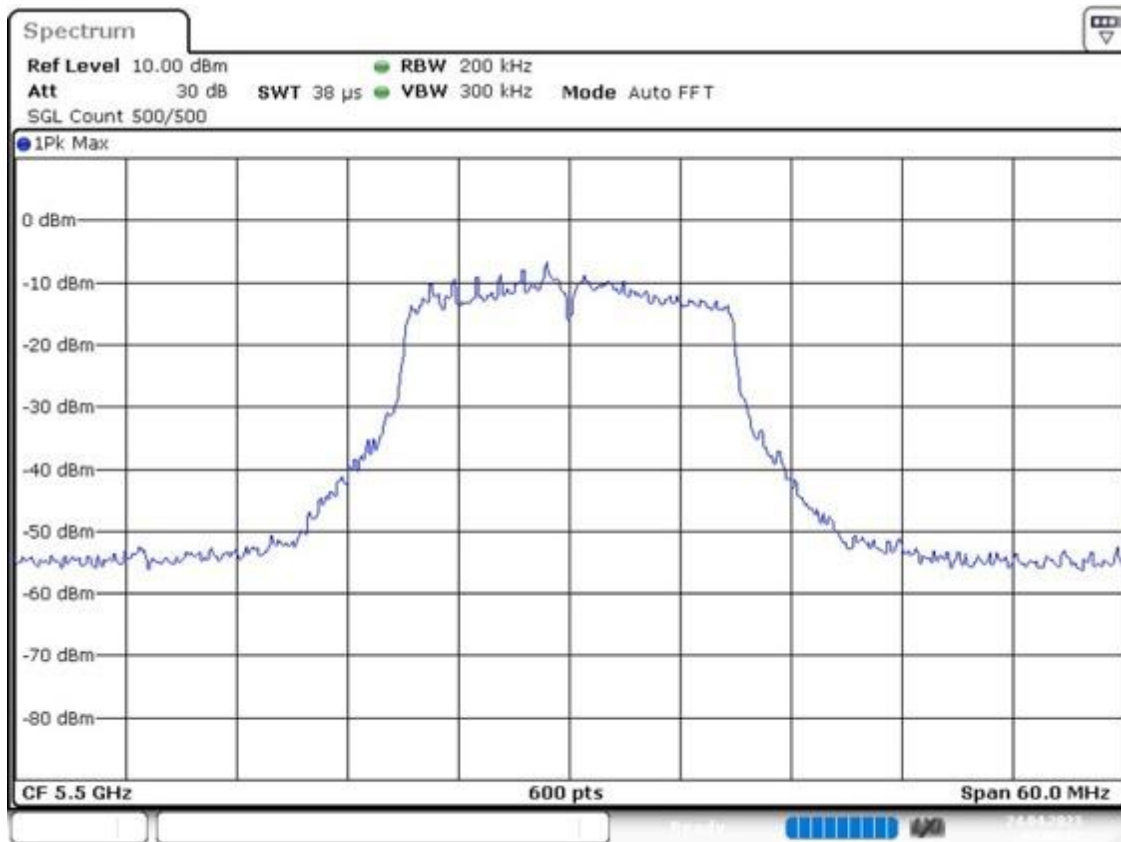
(continuation of the "26 dB Bandwidth" table from column 6 ...)

DUT Frequency (MHz)	Max Level (dBm)	Result
5500.000000	10.8	PASS

26 dB Bandwidth



Bandwidth



Date: 24.APR.2023 03:08:38

Measurement

Setting	Instrument Value	Target Value
Start Frequency	5.47000 GHz	5.47000 GHz
Stop Frequency	5.53000 GHz	5.53000 GHz
Span	60.000 MHz	60.000 MHz
RBW	200.000 kHz	~ 200.000 kHz
VBW	300.000 kHz	>= 240.000 kHz
SweepPoints	600	~ 600
SweepTime	37.969 μ s	AUTO
Reference Level	10.000 dBm	10.000 dBm
Attenuation	30.000 dB	AUTO
Detector	MaxPeak	MaxPeak
SweepCount	500	500
Filter	3 dB	3 dB
Trace Mode	Max Hold	Max Hold
SweepType	FFT	AUTO
Preamp	off	off

RF output power (5500 MHz; 24.000 dBm; 20 MHz)

Customized settings.

Result

DUT Frequency (MHz)	Gated RMS (dBm)	Limit Max (dBm)	Gated EIRP (dBm)	DutyCycle (%)	Result
5500.000000	22.5	24.0	22.5	91.642	PASS

OSP PowerMeter settings

Setting	Instrument Value	Target Value
Measurement Time	1.000 s	1.000 s
Points	1000000	1000000
Time resolution	1.000 μ s	1.000 μ s

Power Spectral Density (5500 MHz; 24.000 dBm; 20 MHz)

Customized settings.

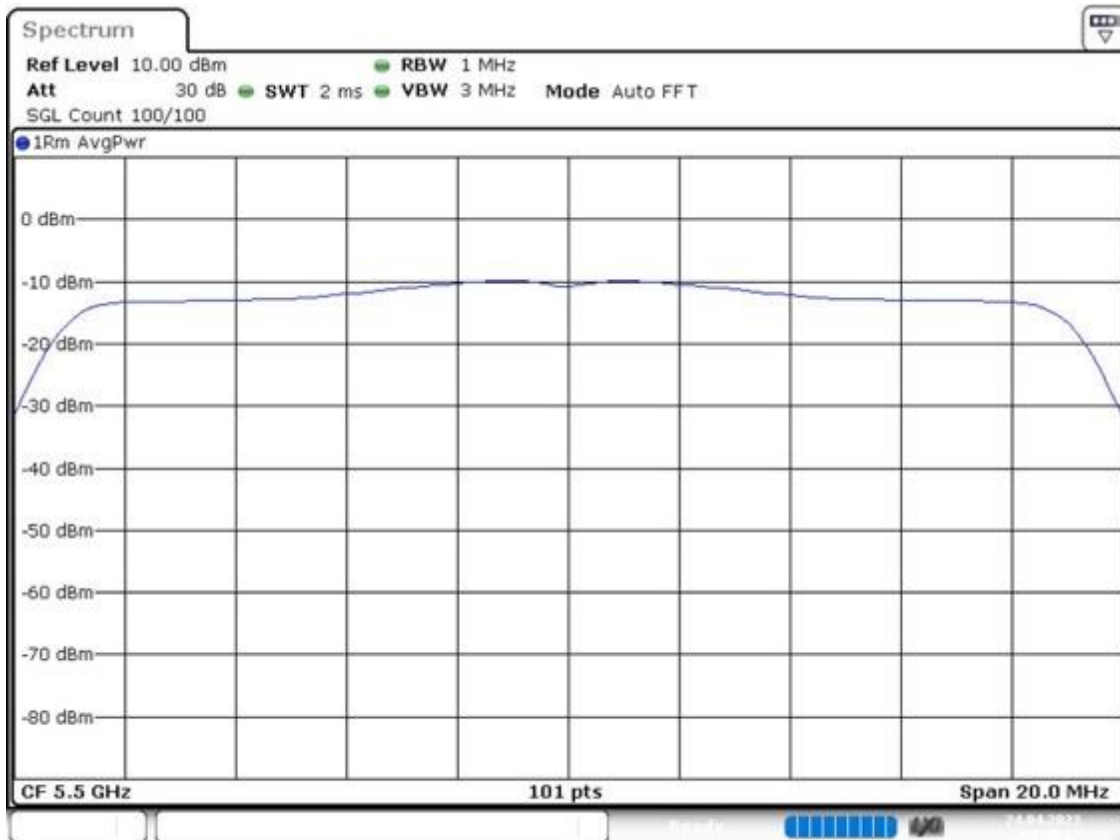
Result

DUT Frequency (MHz)	Frequency (MHz)	PSD (dBm)	Limit Max (dBm)	Result
5500.000000	5500.990099	10.763	11.0	PASS

Ports

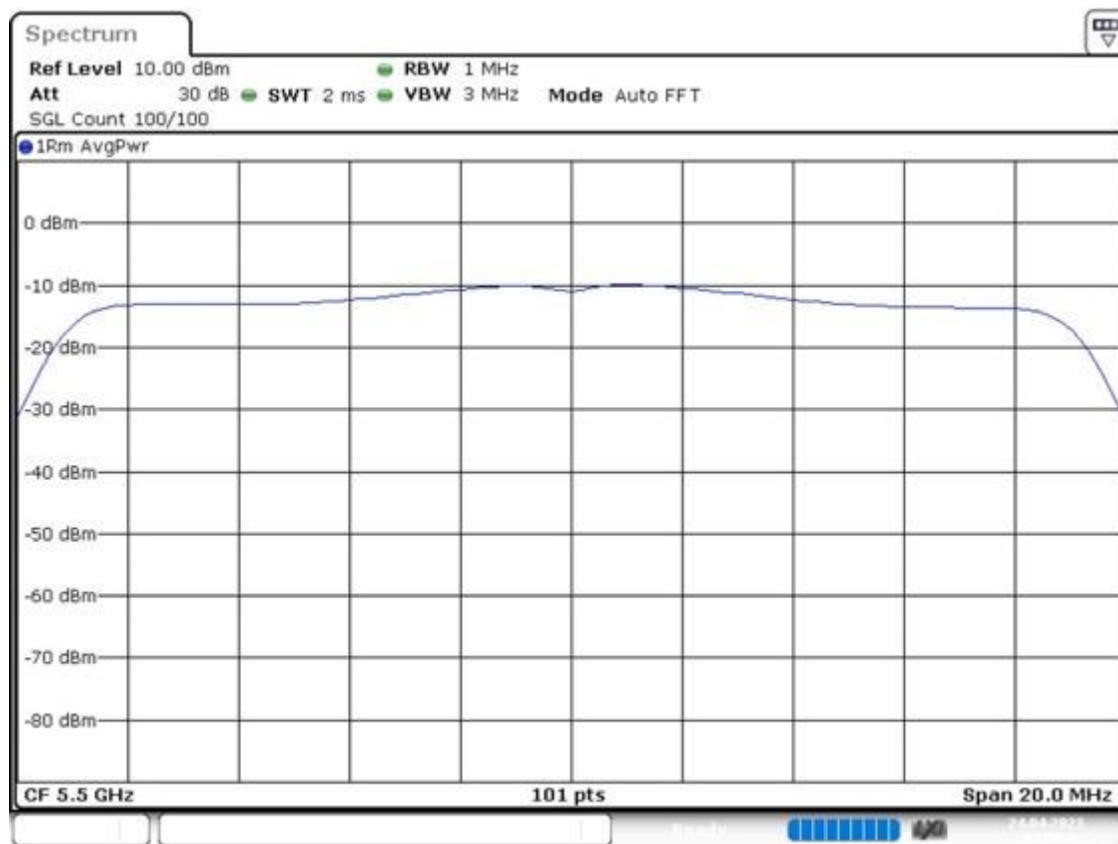
Port	State
1	used
2	used

PSD Connector 1



Date: 24.APR.2023 03:09:17

PSD Connector 2



Date: 24.APR.2023 03:09:23

Measurement

Setting	Instrument Value	Target Value
Start Frequency	5.49000 GHz	5.49000 GHz
Stop Frequency	5.51000 GHz	5.51000 GHz
Span	20.000 MHz	20.000 MHz
RBW	1.000 MHz	<= 1.000 MHz
VBW	3.000 MHz	>= 3.000 MHz
SweepPoints	101	~ 40
Sweeptime	2.020 ms	2.020 ms
Reference Level	10.000 dBm	10.000 dBm
Attenuation	30.000 dB	AUTO
Detector	RMS	RMS
SweepCount	100	100
Filter	3 dB	3 dB
Trace Mode	Average Power	Average Power
SweepType	FFT	AUTO
Preamp	off	off

Occupied Channel Bandwidth 99% (5500 MHz; 24.000 dBm; 20 MHz)

Customized settings.

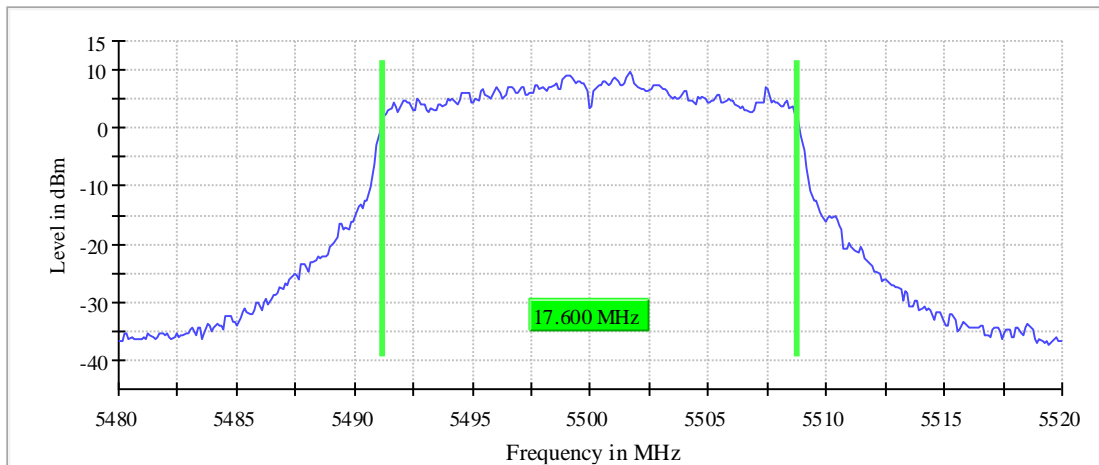
99 % Bandwidth

DUT Frequency (MHz)	Bandwidth (MHz)	Limit Min (MHz)	Limit Max (MHz)	Band Edge Left (MHz)	Band Edge Right (MHz)
5500.000000	17.600000	---	---	5491.150000	5508.750000

(continuation of the "99 % Bandwidth" table from column 6 ...)

DUT Frequency (MHz)	Result
5500.000000	PASS

99 % Bandwidth



Bandwidth



Date: 24.APR.2023 03:09:34

Measurement

Setting	Instrument Value	Target Value
Start Frequency	5.48000 GHz	5.48000 GHz
Stop Frequency	5.52000 GHz	5.52000 GHz
Span	40.000 MHz	40.000 MHz
RBW	200.000 kHz	\geq 200.000 kHz
VBW	1.000 MHz	\geq 600.000 kHz
SweepPoints	400	\sim 400
Sweeptime	28.477 μ s	AUTO
Reference Level	10.000 dBm	10.000 dBm
Attenuation	30.000 dB	AUTO
Detector	MaxPeak	MaxPeak
SweepCount	500	500
Filter	3 dB	3 dB
Trace Mode	Max Hold	Max Hold
Sweeptype	FFT	AUTO
Preamp	off	off

Emission Bandwidth 26 dB (5600 MHz; 24.000 dBm; 20 MHz)

Customized settings.

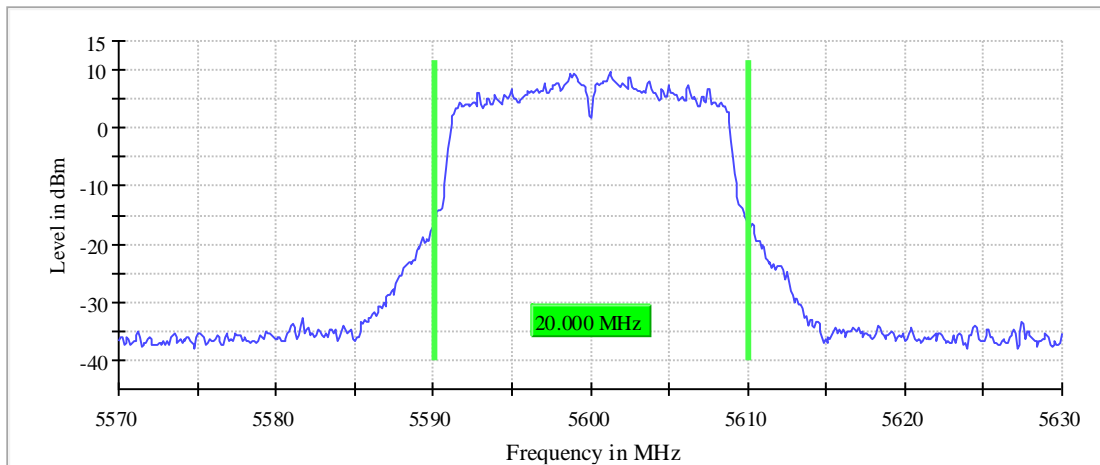
26 dB Bandwidth

DUT Frequency (MHz)	Bandwidth (MHz)	Limit Min (MHz)	Limit Max (MHz)	Band Edge Left (MHz)	Band Edge Right (MHz)
5600.000000	20.000000	---	---	5590.050000	5610.050000

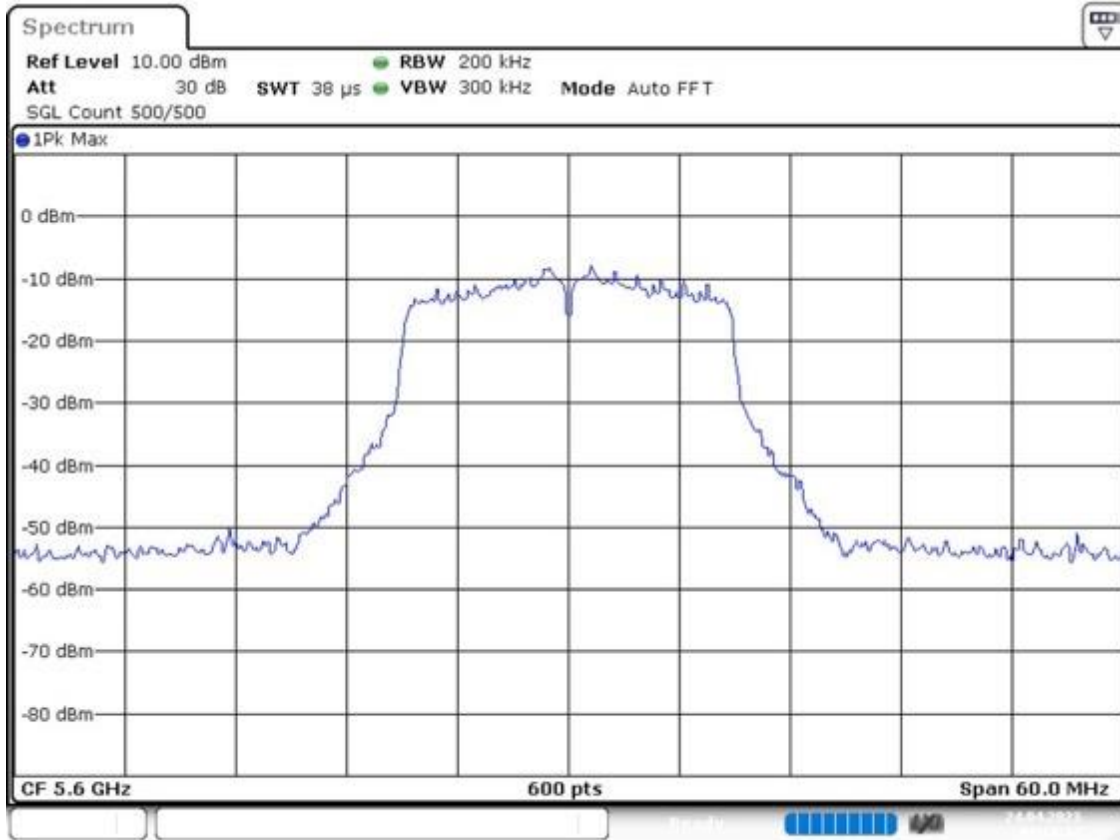
(continuation of the "26 dB Bandwidth" table from column 6 ...)

DUT Frequency (MHz)	Max Level (dBm)	Result
5600.000000	9.8	PASS

26 dB Bandwidth



Bandwidth



Date: 24.APR.2023 03:11:14

Occupied Channel Bandwidth 99% (5600 MHz; 24.000 dBm; 20 MHz)

Customized settings.

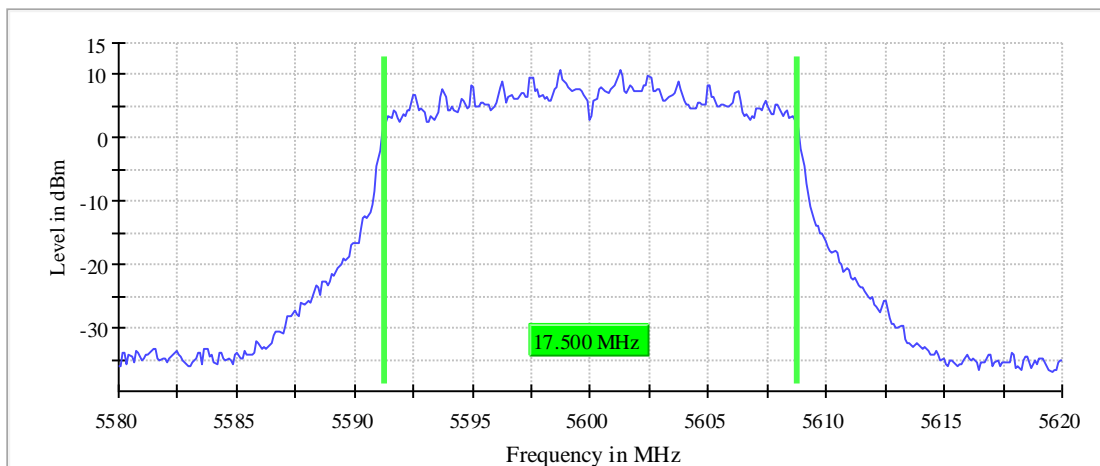
99 % Bandwidth

DUT Frequency (MHz)	Bandwidth (MHz)	Limit Min (MHz)	Limit Max (MHz)	Band Edge Left (MHz)	Band Edge Right (MHz)
5600.000000	17.500000	---	---	5591.250000	5608.750000

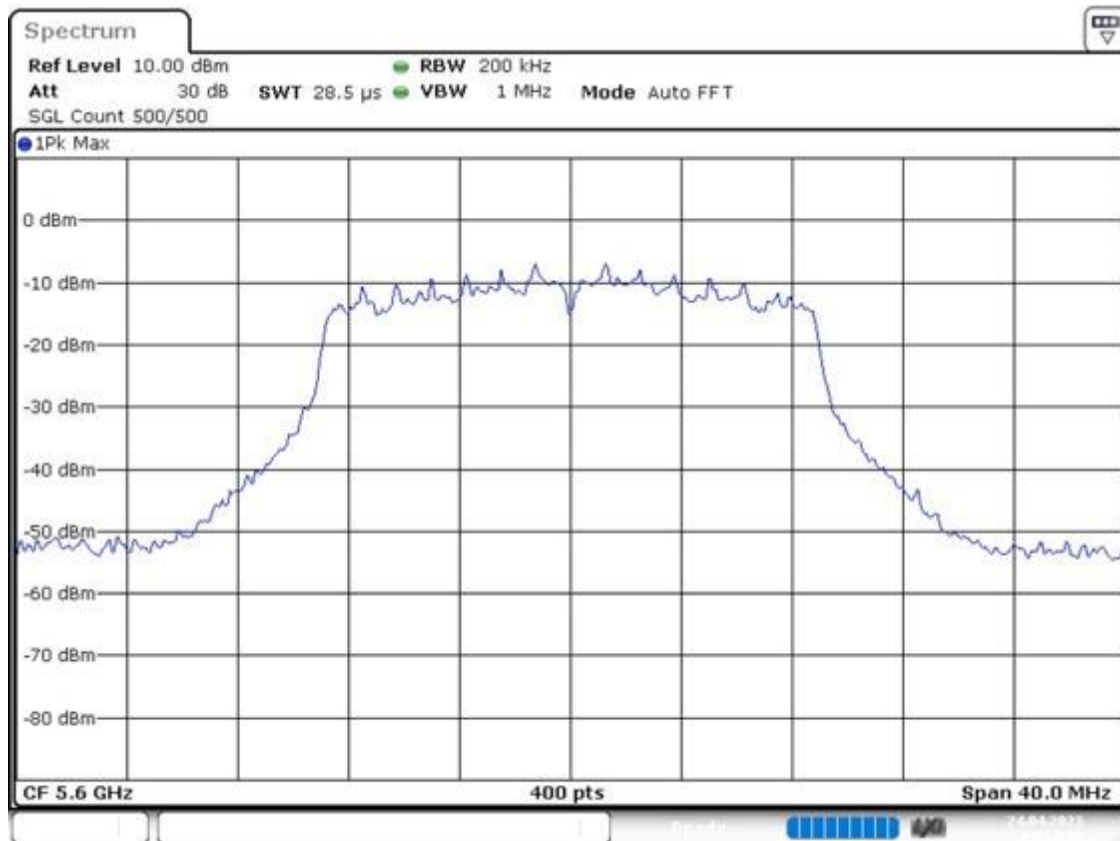
(continuation of the "99 % Bandwidth" table from column 6 ...)

DUT Frequency (MHz)	Result
5600.000000	PASS

99 % Bandwidth



Bandwidth



Date: 24.APR.2023 03:12:10

Emission Bandwidth 26 dB (5720 MHz; 24.000 dBm; 20 MHz)

Customized settings.

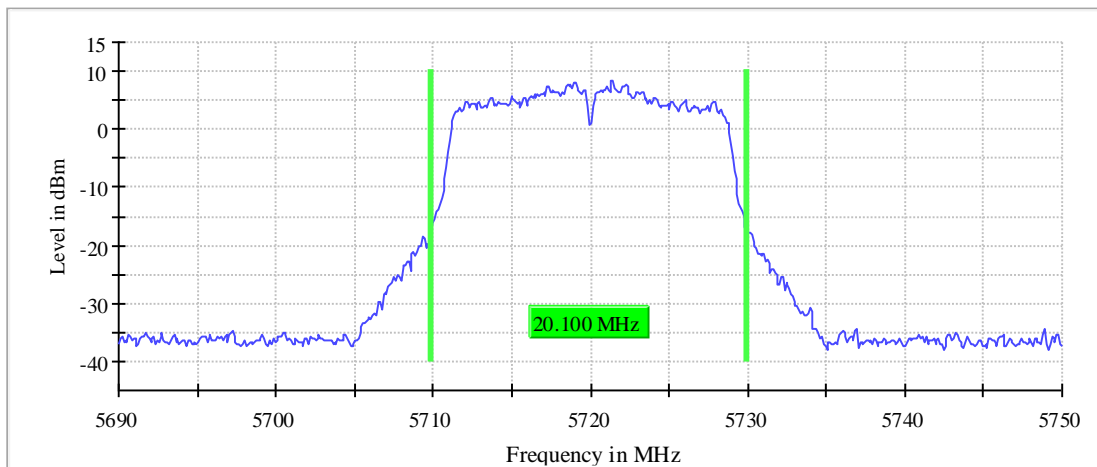
26 dB Bandwidth

DUT Frequency (MHz)	Bandwidth (MHz)	Bandwidth U-NII 2C (MHz)	Bandwidth U-NII 3 (MHz)	Limit Min (MHz)	Limit Max (MHz)
5720.000000	20.100000	15.150000	4.950000	---	---

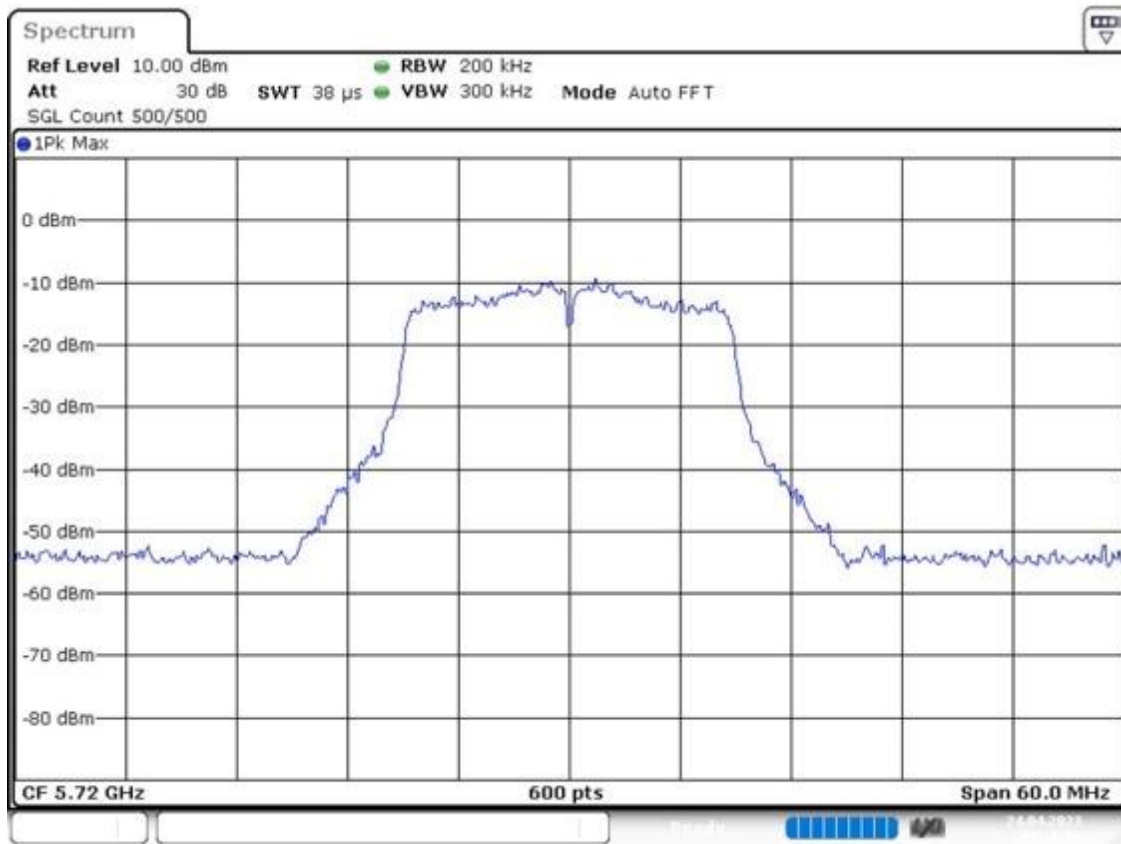
(continuation of the "26 dB Bandwidth" table from column 6 ...)

DUT Frequency (MHz)	Band Edge Left (MHz)	Band Edge Right (MHz)	Max Level (dBm)	Result
5720.000000	5709.850000	5729.950000	8.5	PASS

26 dB Bandwidth



Bandwidth



Date: 24.APR.2023 03:16:16

Occupied Channel Bandwidth 99% (5720 MHz; 24.000 dBm; 20 MHz)

Customized settings.

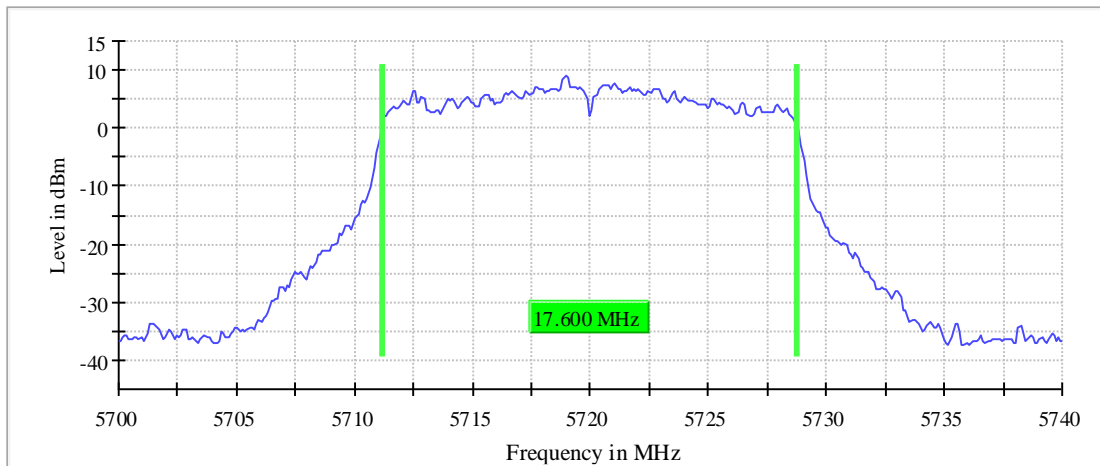
99 % Bandwidth

DUT Frequency (MHz)	Bandwidth (MHz)	Bandwidth U-NII 2C (MHz)	Bandwidth U-NII 3 (MHz)	Limit Min (MHz)	Limit Max (MHz)
5720.000000	17.600000	13.850000	3.750000	---	---

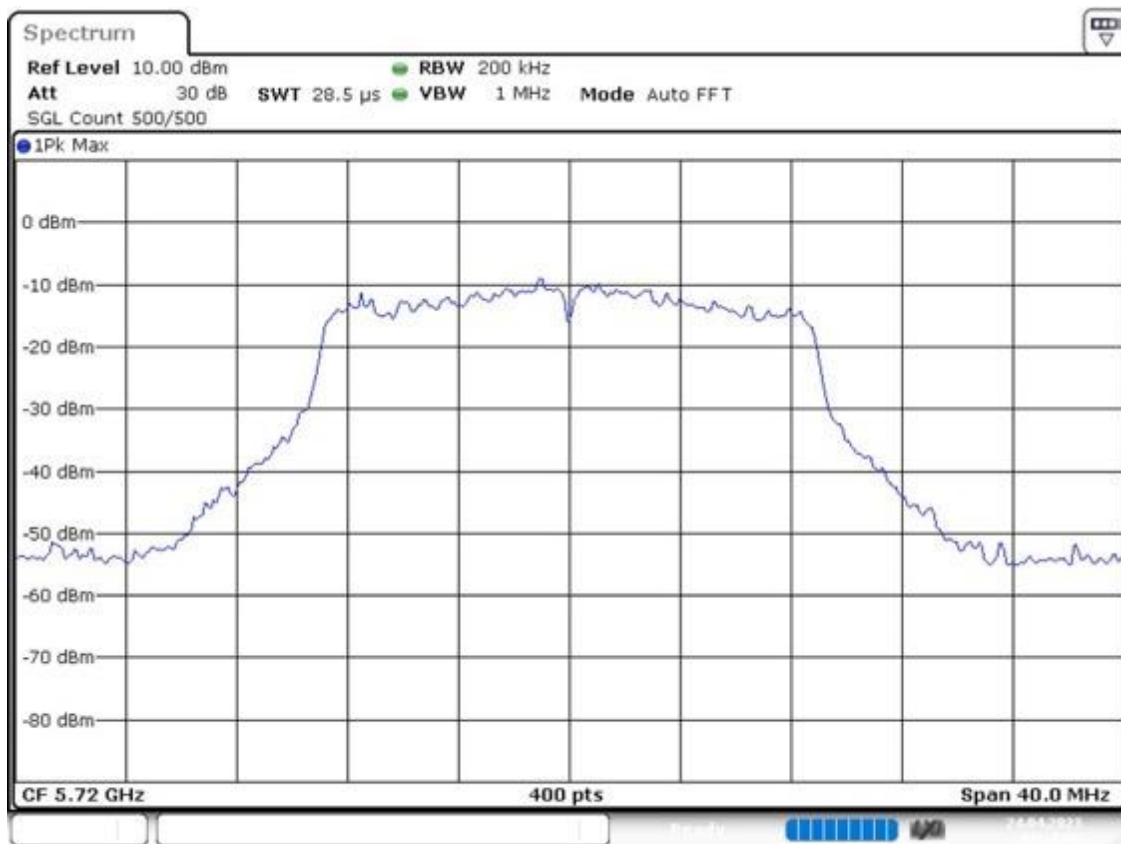
(continuation of the "99 % Bandwidth" table from column 6 ...)

DUT Frequency (MHz)	Band Edge Left (MHz)	Band Edge Right (MHz)	Result
5720.000000	5711.150000	5728.750000	PASS

99 % Bandwidth



Bandwidth



Date: 24.APR.2023 03:17:10

Emission Bandwidth 26 dB (5510 MHz; 24.000 dBm; 40 MHz)

Customized settings.

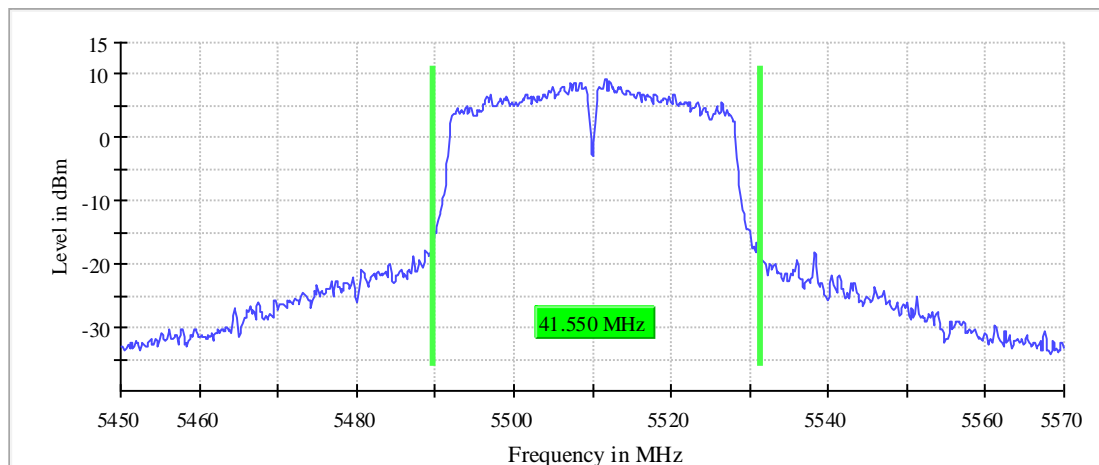
26 dB Bandwidth

DUT Frequency (MHz)	Bandwidth (MHz)	Limit Min (MHz)	Limit Max (MHz)	Band Edge Left (MHz)	Band Edge Right (MHz)
5510.000000	41.550000	---	---	5489.675000	5531.225000

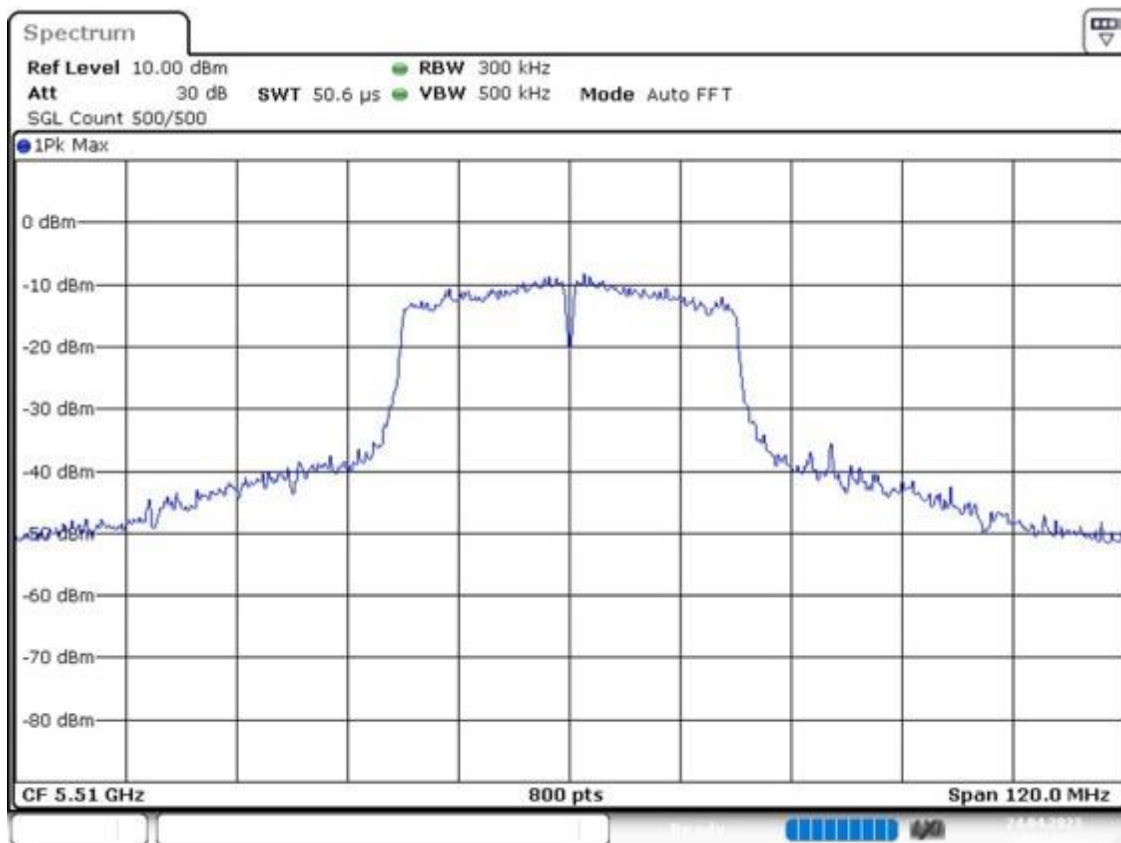
(continuation of the "26 dB Bandwidth" table from column 6 ...)

DUT Frequency (MHz)	Max Level (dBm)	Result
5510.000000	9.2	PASS

26 dB Bandwidth



Bandwidth



Date: 24.APR.2023 03:19:53

Occupied Channel Bandwidth 99% (5510 MHz; 24.000 dBm; 40 MHz)

Customized settings.

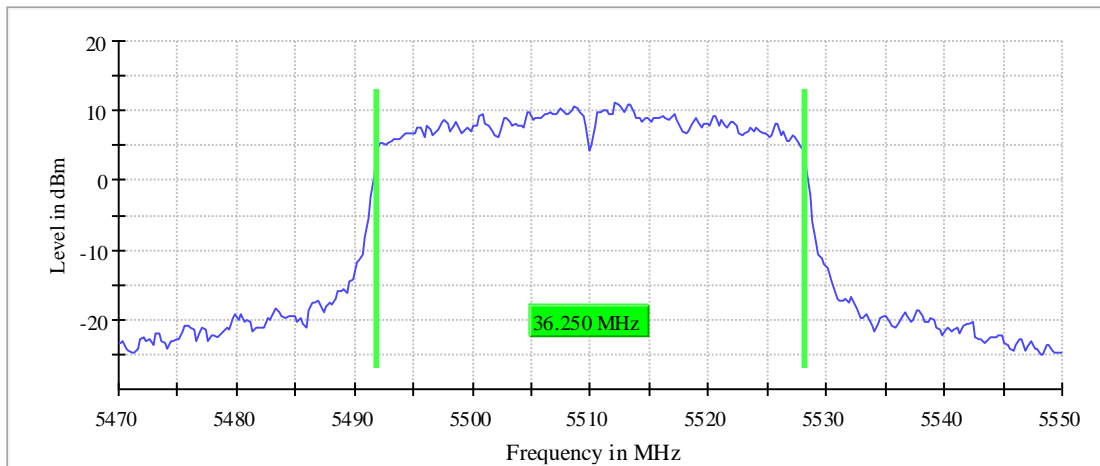
99 % Bandwidth

DUT Frequency (MHz)	Bandwidth (MHz)	Limit Min (MHz)	Limit Max (MHz)	Band Edge Left (MHz)	Band Edge Right (MHz)
5510.000000	36.250000	---	---	5491.875000	5528.125000

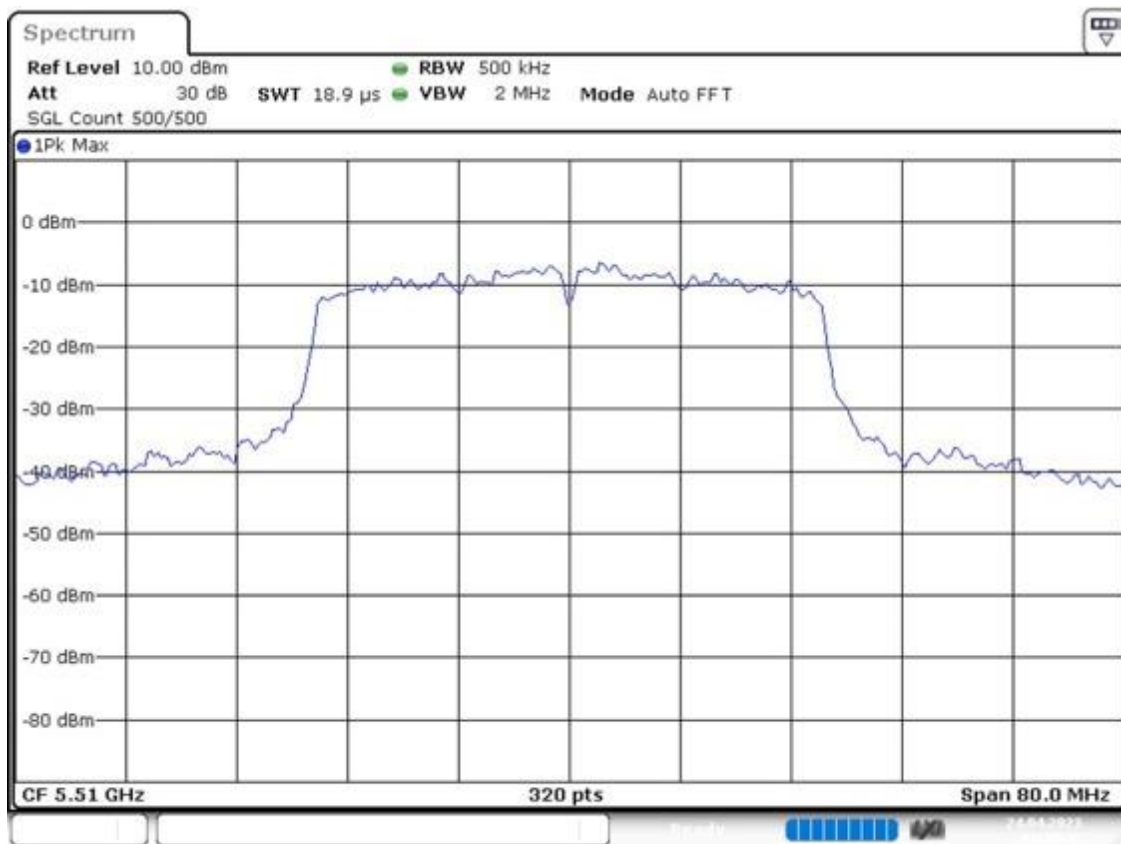
(continuation of the "99 % Bandwidth" table from column 6 ...)

DUT Frequency (MHz)	Result
5510.000000	PASS

99 % Bandwidth



Bandwidth



Date: 24.APR.2023 03:20:48

Emission Bandwidth 26 dB (5590 MHz; 24.000 dBm; 40 MHz)

Customized settings.

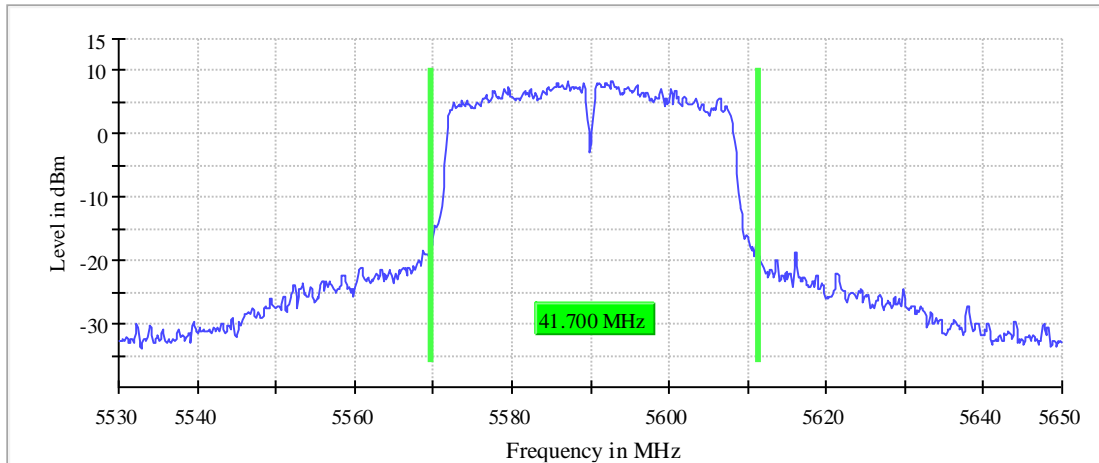
26 dB Bandwidth

DUT Frequency (MHz)	Bandwidth (MHz)	Limit Min (MHz)	Limit Max (MHz)	Band Edge Left (MHz)	Band Edge Right (MHz)
5590.000000	41.700000	---	---	5569.675000	5611.375000

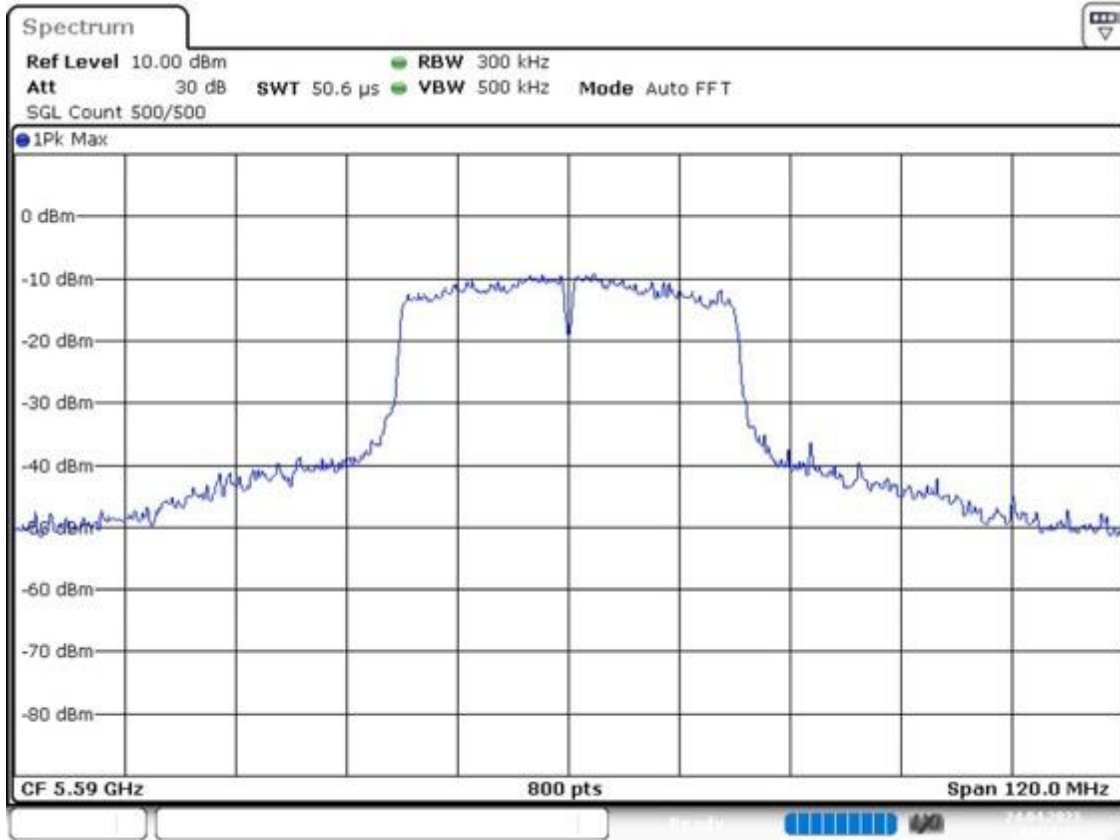
(continuation of the "26 dB Bandwidth" table from column 6 ...)

DUT Frequency (MHz)	Max Level (dBm)	Result
5590.000000	8.4	PASS

26 dB Bandwidth



Bandwidth



Date: 24.APR.2023 03:21:39

Occupied Channel Bandwidth 99% (5590 MHz; 24.000 dBm; 40 MHz)

Customized settings.

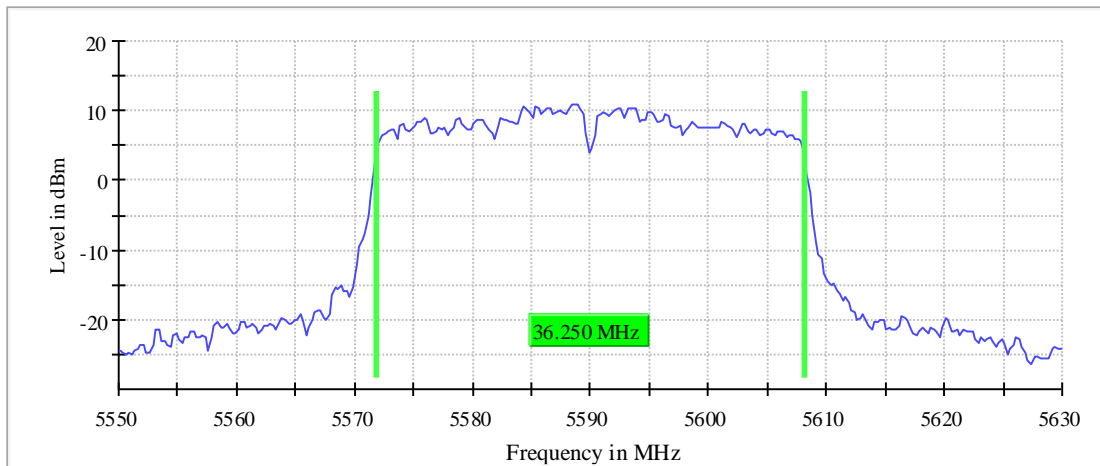
99 % Bandwidth

DUT Frequency (MHz)	Bandwidth (MHz)	Limit Min (MHz)	Limit Max (MHz)	Band Edge Left (MHz)	Band Edge Right (MHz)
5590.000000	36.250000	---	---	5571.875000	5608.125000

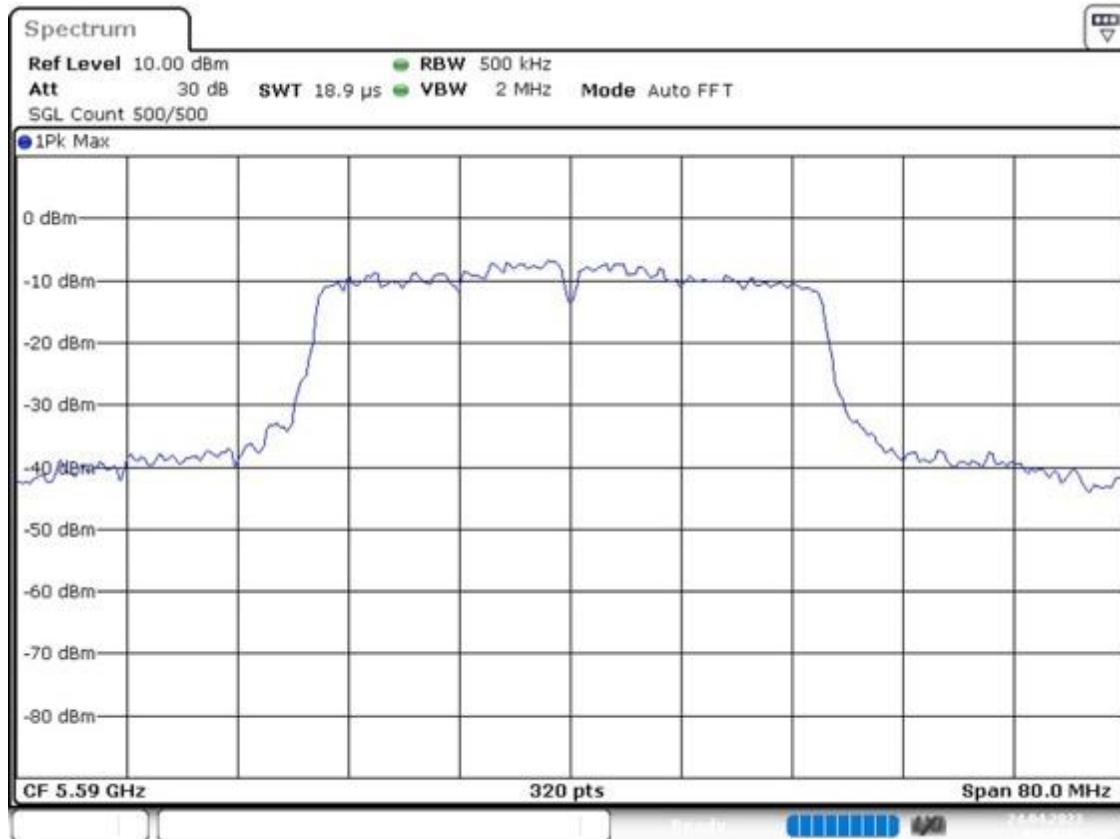
(continuation of the "99 % Bandwidth" table from column 6 ...)

DUT Frequency (MHz)	Result
5590.000000	PASS

99 % Bandwidth



Bandwidth



Date: 24.APR.2023 03:22:36

Emission Bandwidth 26 dB (5710 MHz; 24.000 dBm; 40 MHz)

Customized settings.

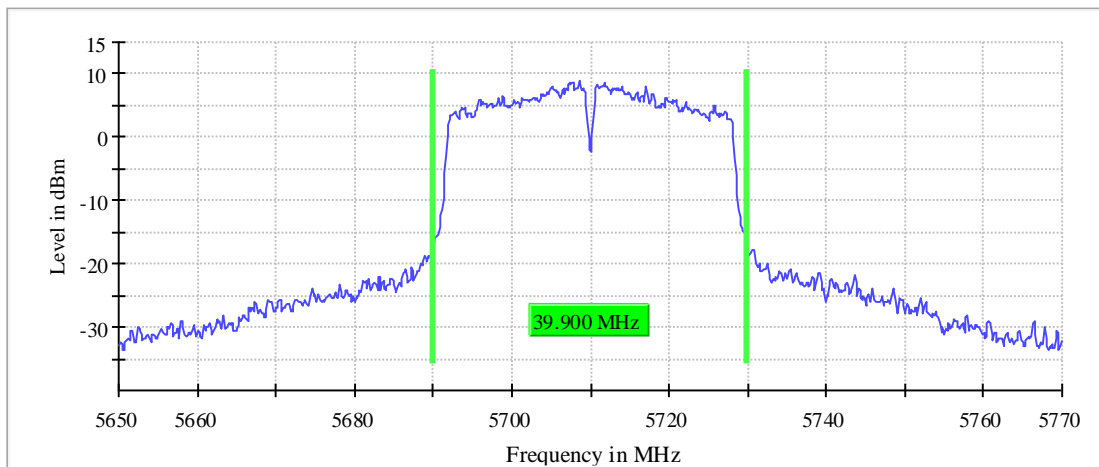
26 dB Bandwidth

DUT Frequency (MHz)	Bandwidth (MHz)	Bandwidth U-NII 2C (MHz)	Bandwidth U-NII 3 (MHz)	Limit Min (MHz)	Limit Max (MHz)
5710.000000	39.900000	35.025000	4.875000	---	---

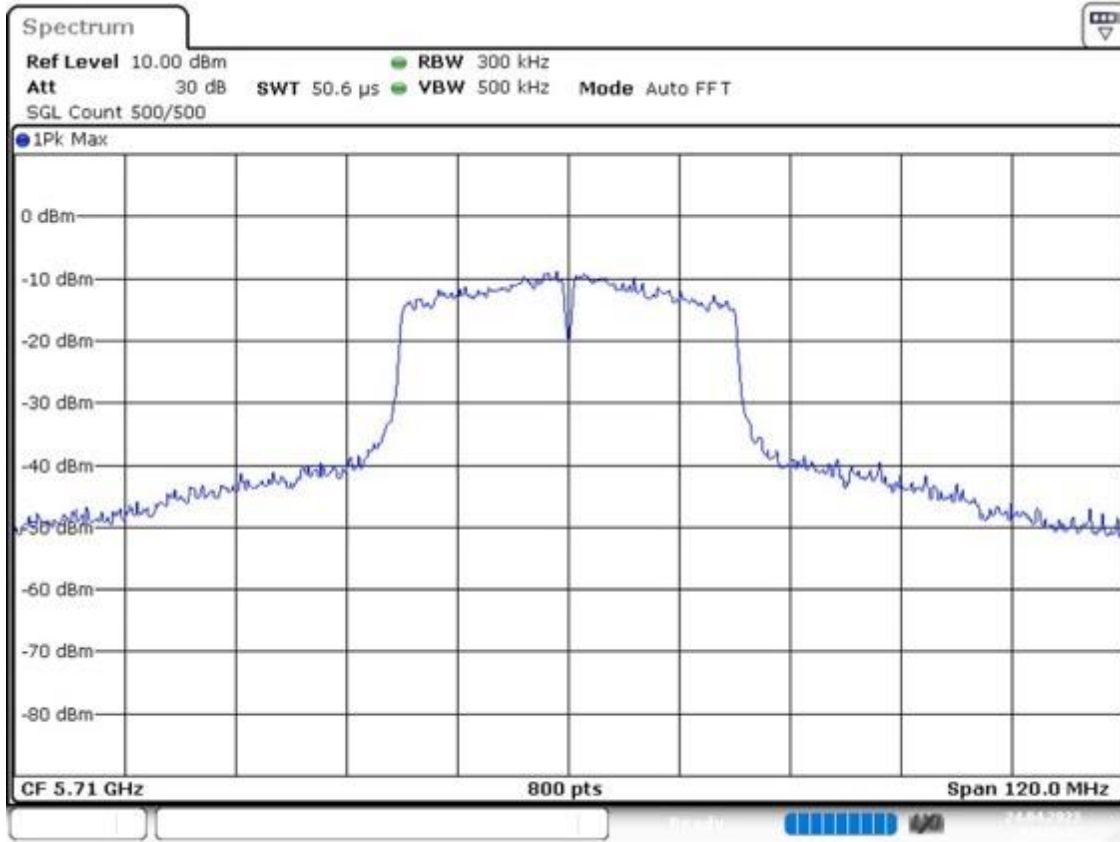
(continuation of the "26 dB Bandwidth" table from column 6 ...)

DUT Frequency (MHz)	Band Edge Left (MHz)	Band Edge Right (MHz)	Max Level (dBm)	Result
5710.000000	5689.975000	5729.875000	8.8	PASS

26 dB Bandwidth



Bandwidth



Date: 24.APR.2023 03:23:43

Occupied Channel Bandwidth 99% (5710 MHz; 24.000 dBm; 40 MHz)

Customized settings.

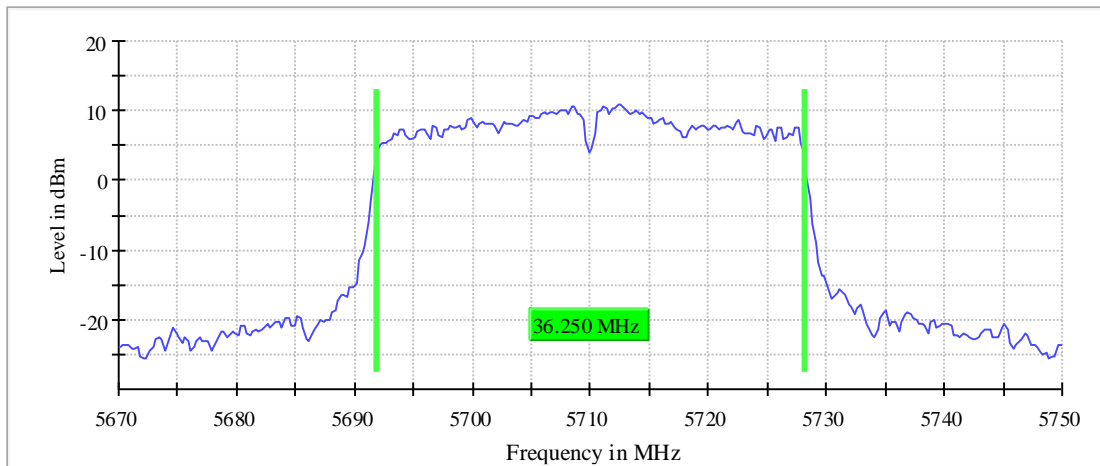
99 % Bandwidth

DUT Frequency (MHz)	Bandwidth (MHz)	Bandwidth U-NII 2C (MHz)	Bandwidth U-NII 3 (MHz)	Limit Min (MHz)	Limit Max (MHz)
5710.000000	36.250000	33.125000	3.125000	---	---

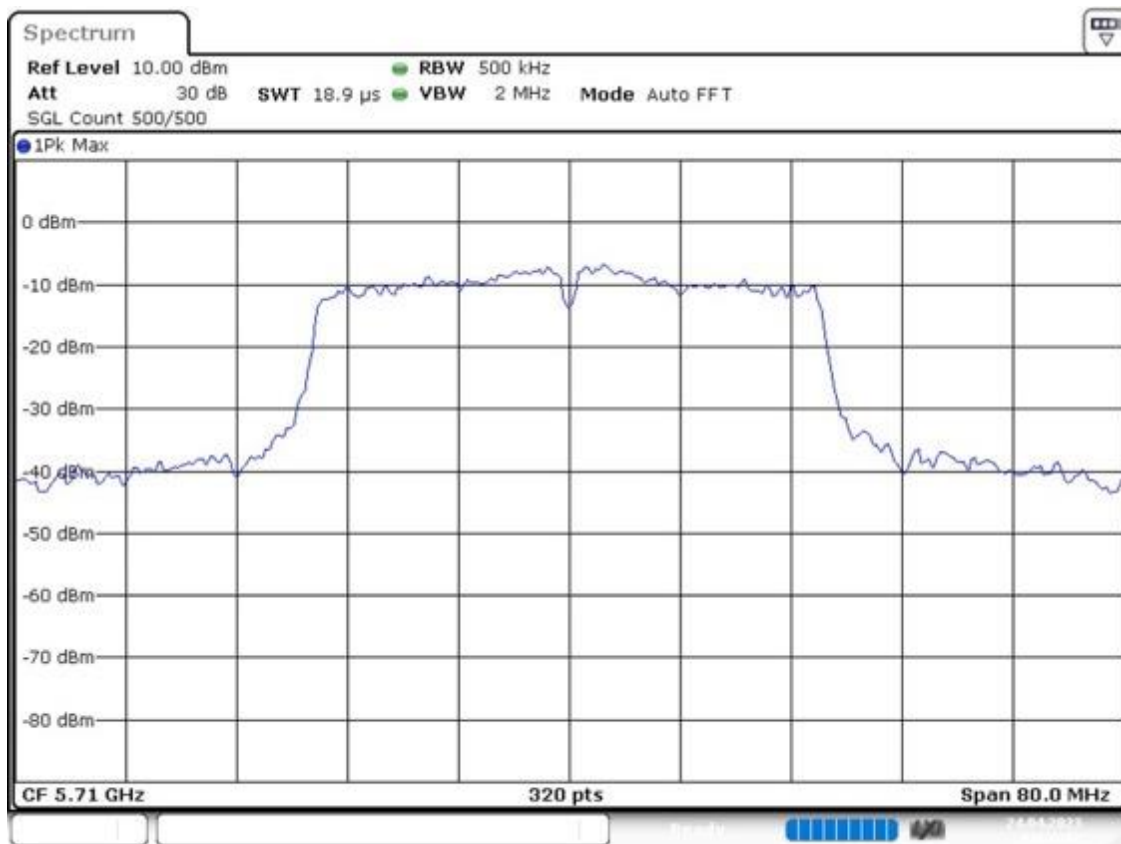
(continuation of the "99 % Bandwidth" table from column 6 ...)

DUT Frequency (MHz)	Band Edge Left (MHz)	Band Edge Right (MHz)	Result
5710.000000	5691.875000	5728.125000	PASS

99 % Bandwidth



Bandwidth



Date: 24.APR.2023 03:24:38

2.4.1 NSS1-PSD

Summary

Test	Frequency (MHz)	Nominal Power (dBm)	Nominal Bandwidth (MHz)	Result
Power Spectral Density	5500.000	24.0	20.000000	PASS
Power Spectral Density	5600.000	24.0	20.000000	PASS
Power Spectral Density	5720.000	24.0	20.000000	PASS

Power Spectral Density (5500 MHz; 24.000 dBm; 20 MHz)

Customized settings.

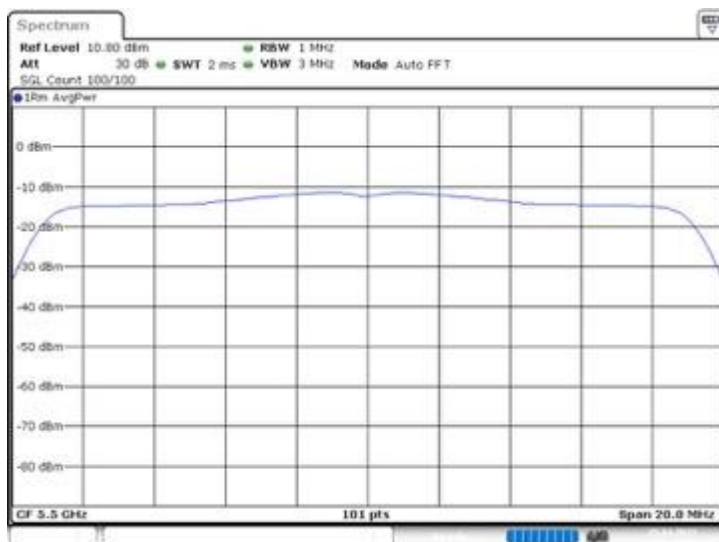
Result

DUT Frequency (MHz)	Frequency (MHz)	PSD (dBm)	Limit Max (dBm)	Result
5500.000000	5500.990099	9.247	11.0	PASS

Ports

Port	State
1	used
2	used

PSD Connector 1



Date: 25_APR_2023 10:22:29

Power Spectral Density (5600 MHz; 24.000 dBm; 20 MHz)

Customized settings.

Result

DUT Frequency (MHz)	Frequency (MHz)	PSD (dBm)	Limit Max (dBm)	Result
5600.000000	5600.990099	9.337	11.0	PASS

Ports

Port	State
1	used
2	used

Power Spectral Density (5720 MHz; 24.000 dBm; 20 MHz)

Customized settings.

Result

DUT Frequency (MHz)	Frequency (MHz)	PSD (dBm)	Limit Max (dBm)	Result
5720.000000	5719.009901	9.382	11.0	PASS

Ports

Port	State
1	used
2	used

-- End of Report --