

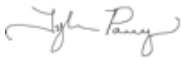


427 West 12800 South  
Draper, UT 84020

## Test Report Attachment

<b>FCC ID</b>	SWX-UX
<b>ISED ID</b>	6545A-UX
<b>Equipment Under Test</b>	UX
<b>Test Report Serial Number</b>	TR7912_01
<b>Date of Test(s)</b>	April 25-24 2023
<b>Report Issue Date</b>	5 May 2023

### Test Personnel

<b>Testing performed by</b>	
-----------------------------	-------------------------------------------------------------------------------------

### Test Location

Testing was performed at the Unified Compliance Laboratory located at 427 West 12800 South, Draper, UT 84020. Unified Compliance Laboratory is accredited by National Voluntary Laboratory Accreditation Program (NVLAP); NVLAP Code 600241-0 which is effective until 30 June 2023. This site has also been registered with Innovations, Science and Economic Development (ISED) department as was accepted under Appendix B, Phase 1 procedures of the APEC Tel MRA for Canadian recognition. ISED No.: 25346, effective until 30 June 2023. Unified Compliance Laboratory has been assigned Conformity Assessment Number US0223 by ISED and MRA US5037.



**NVLAP LAB CODE 600241-0**

# 1 Table of Contents

<i>Test Personnel</i> .....	<b>1</b>
<i>Test Location</i> .....	<b>1</b>
<b>2 UNII-2A Summary</b> .....	<b>3</b>
<b>2.1 A Mode</b> .....	<b>3</b>
2.1.1 NSS1-PSD .....	16
<b>2.2 Ac Mode</b> .....	<b>20</b>
2.2.1 NSS1-PSD .....	45
<b>2.3 Ax Mode</b> .....	<b>49</b>
2.3.1 NSS1-PSD .....	74
<b>2.4 N Mode</b> .....	<b>77</b>
2.4.1 NSS1-PSD .....	96

## 2 UNII-2A Summary

### 2.1 A Mode

#### Summary

Test	Frequency (MHz)	Nominal Power (dBm)	Nominal Bandwidth (MHz)	Result
Emission Bandwidth 26 dB	5260.000	24.0	20.000000	PASS
RF output power	5260.000	24.0	20.000000	PASS
Power Spectral Density	5260.000	24.0	20.000000	PASS
Occupied Channel Bandwidth 99%	5260.000	24.0	20.000000	PASS
Emission Bandwidth 26 dB	5280.000	24.0	20.000000	PASS
Occupied Channel Bandwidth 99%	5280.000	24.0	20.000000	PASS
Emission Bandwidth 26 dB	5320.000	24.0	20.000000	PASS
Occupied Channel Bandwidth 99%	5320.000	24.0	20.000000	PASS

### Emission Bandwidth 26 dB (5260 MHz; 24.000 dBm; 20 MHz)

Customized settings.

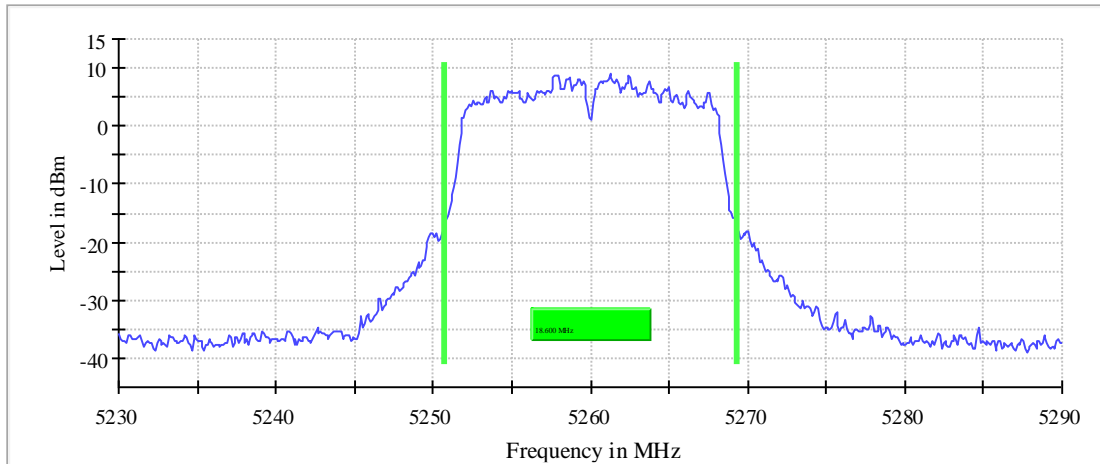
#### 26 dB Bandwidth

DUT Frequency (MHz)	Bandwidth (MHz)	Limit Min (MHz)	Limit Max (MHz)	Band Edge Left (MHz)	Band Edge Right (MHz)
5260.000000	18.600000	---	---	5250.750000	5269.350000

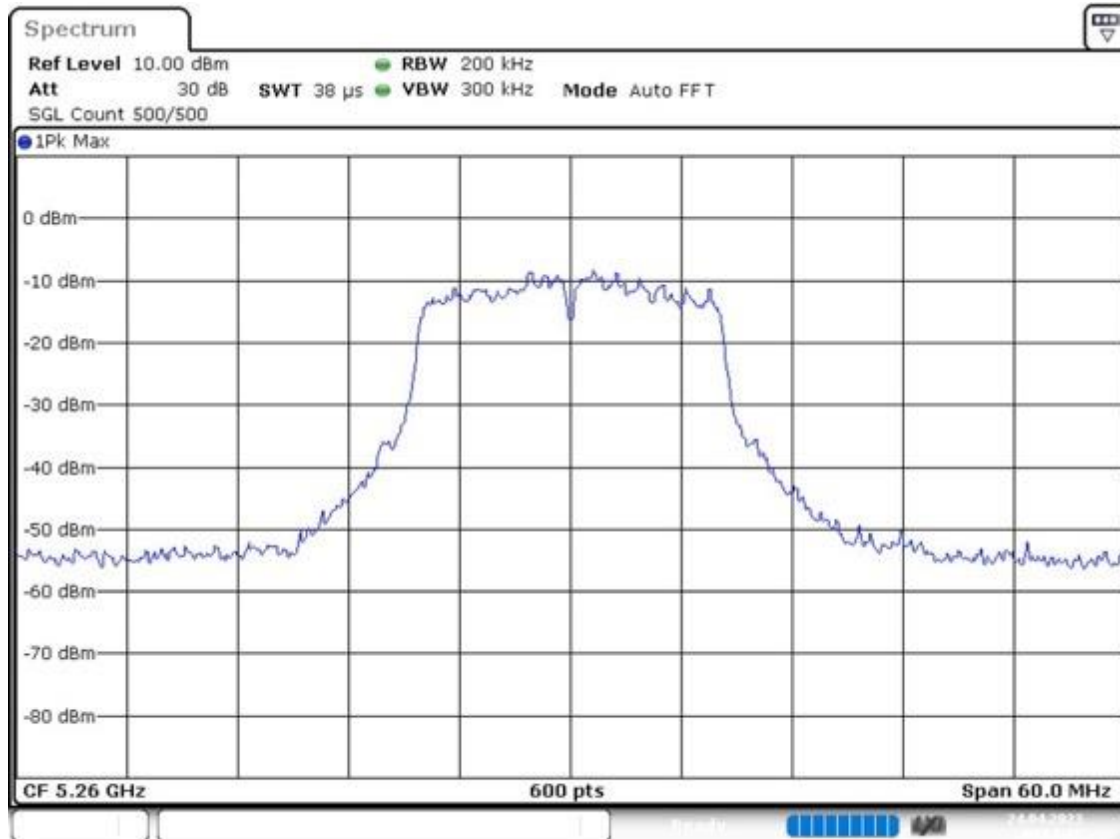
(continuation of the "26 dB Bandwidth" table from column 6 ...)

DUT Frequency (MHz)	Max Level (dBm)	Result
5260.000000	9.1	PASS

26 dB Bandwidth



Bandwidth



Date: 24.APR.2023 00:01:15

## Measurement

Setting	Instrument Value	Target Value
Start Frequency	5.23000 GHz	5.23000 GHz
Stop Frequency	5.29000 GHz	5.29000 GHz
Span	60.000 MHz	60.000 MHz
RBW	200.000 kHz	~ 200.000 kHz
VBW	300.000 kHz	>= 240.000 kHz
SweepPoints	600	~ 600
SweepTime	37.969 $\mu$ s	AUTO
Reference Level	10.000 dBm	10.000 dBm
Attenuation	30.000 dB	AUTO
Detector	MaxPeak	MaxPeak
SweepCount	500	500
Filter	3 dB	3 dB
Trace Mode	Max Hold	Max Hold
SweepType	FFT	AUTO
Preamp	off	off

## RF output power (5260 MHz; 24.000 dBm; 20 MHz)

Customized settings.

## Result

DUT Frequency (MHz)	Gated RMS (dBm)	Limit Max (dBm)	Gated EIRP (dBm)	DutyCycle (%)	Result
5260.000000	22.1	23.7	22.1	93.690	PASS

## OSP PowerMeter settings

Setting	Instrument Value	Target Value
Measurement Time	1.000 s	1.000 s
Points	1000000	1000000
Time resolution	1.000 $\mu$ s	1.000 $\mu$ s

## Power Spectral Density (5260 MHz; 24.000 dBm; 20 MHz)

Customized settings.

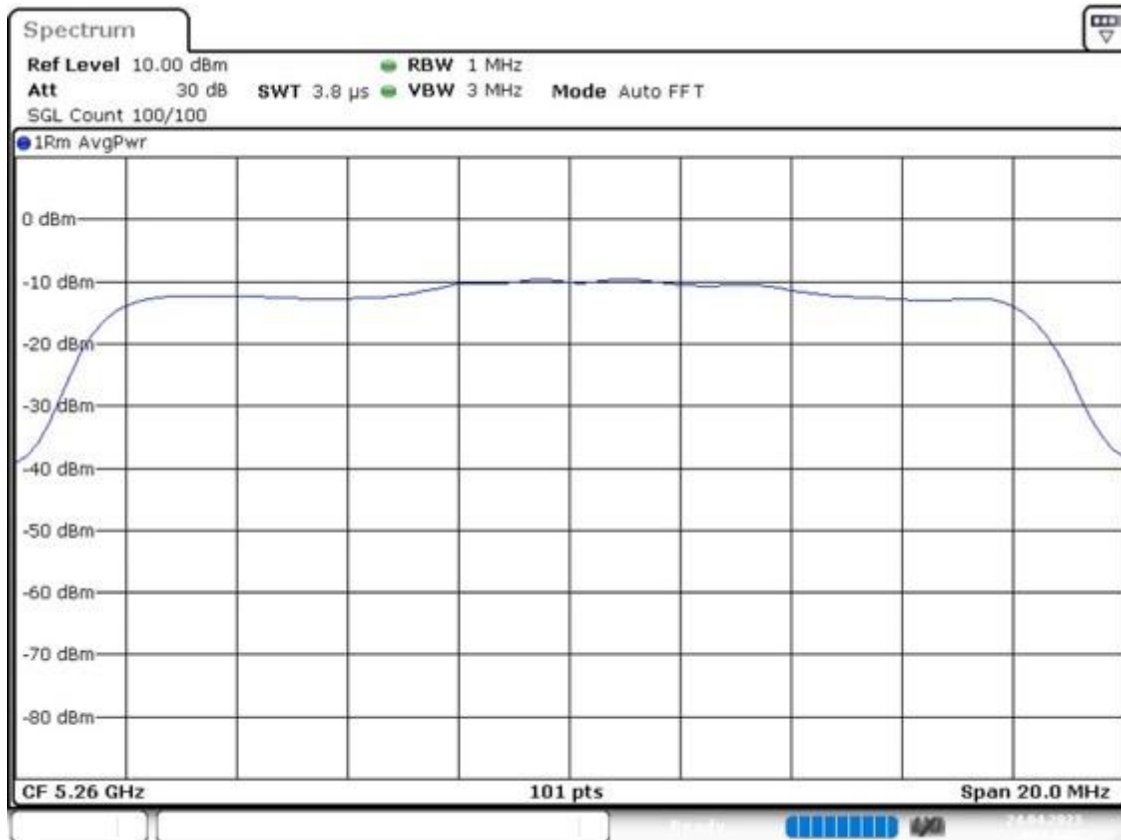
### Result

DUT Frequency (MHz)	Frequency (MHz)	PSD (dBm)	Limit Max (dBm)	Result
5260.000000	5260.990099	10.849	11.0	PASS

### Ports

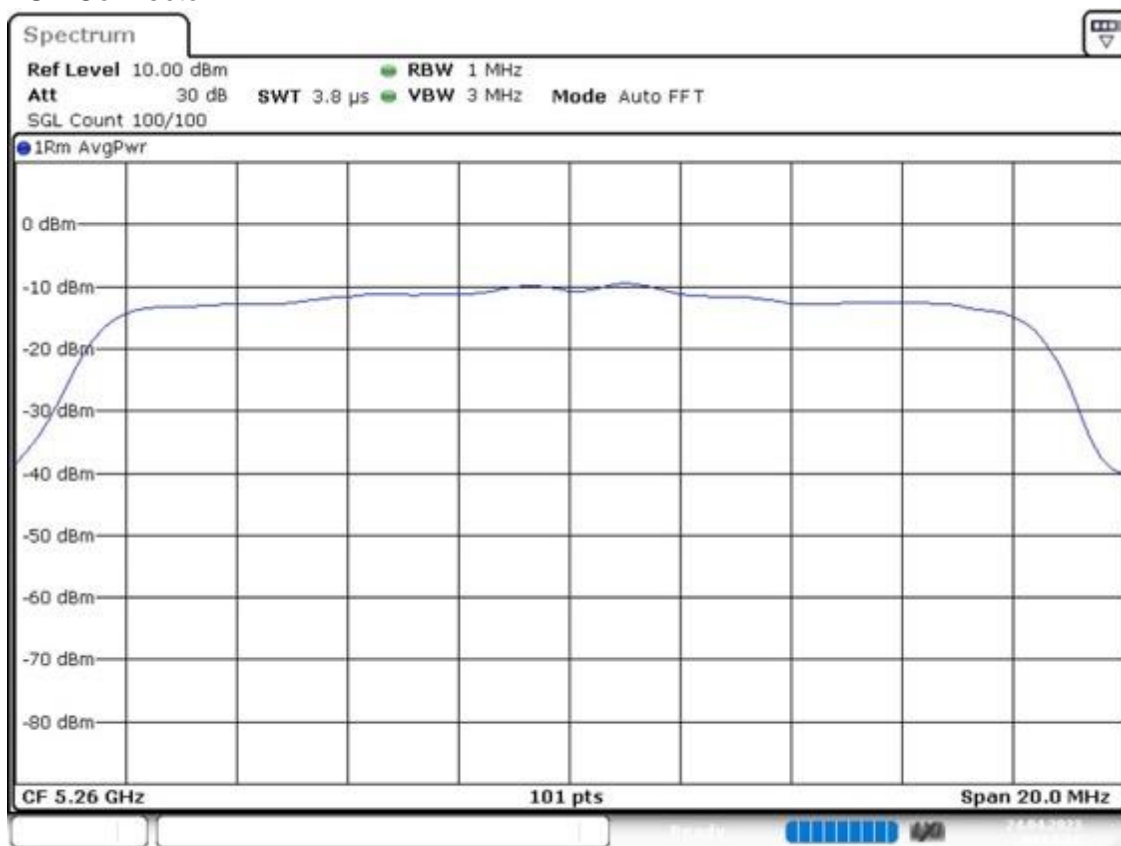
Port	State
1	used
2	used

PSD Connector 1



Date: 24.APR.2023 00:01:53

## PSD Connector 2



Date: 24.APR.2023 00:01:58

**Measurement**

Setting	Instrument Value	Target Value
Start Frequency	5.25000 GHz	5.25000 GHz
Stop Frequency	5.27000 GHz	5.27000 GHz
Span	20.000 MHz	20.000 MHz
RBW	1.000 MHz	$\leq$ 1.000 MHz
VBW	3.000 MHz	$\geq$ 3.000 MHz
SweepPoints	101	~ 40
Sweeptime	3.788 $\mu$ s	AUTO
Reference Level	10.000 dBm	10.000 dBm
Attenuation	30.000 dB	AUTO
Detector	RMS	RMS
SweepCount	100	100
Filter	3 dB	3 dB
Trace Mode	Average Power	Average Power
SweepType	FFT	AUTO
Preamp	off	off

## Occupied Channel Bandwidth 99% (5260 MHz; 24.000 dBm; 20 MHz)

Customized settings.

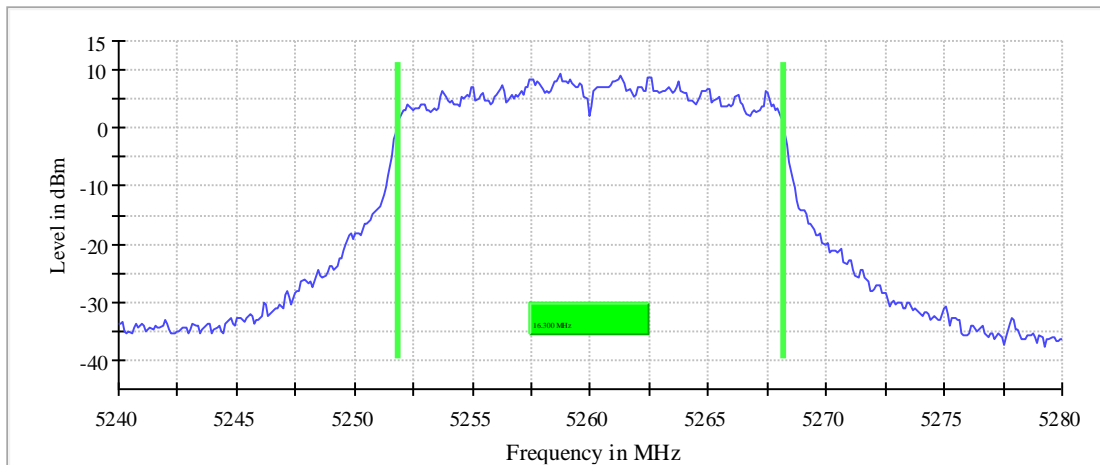
### 99 % Bandwidth

DUT Frequency (MHz)	Bandwidth (MHz)	Limit Min (MHz)	Limit Max (MHz)	Band Edge Left (MHz)	Band Edge Right (MHz)
5260.000000	16.300000	---	---	5251.850000	5268.150000

(continuation of the "99 % Bandwidth" table from column 6 ...)

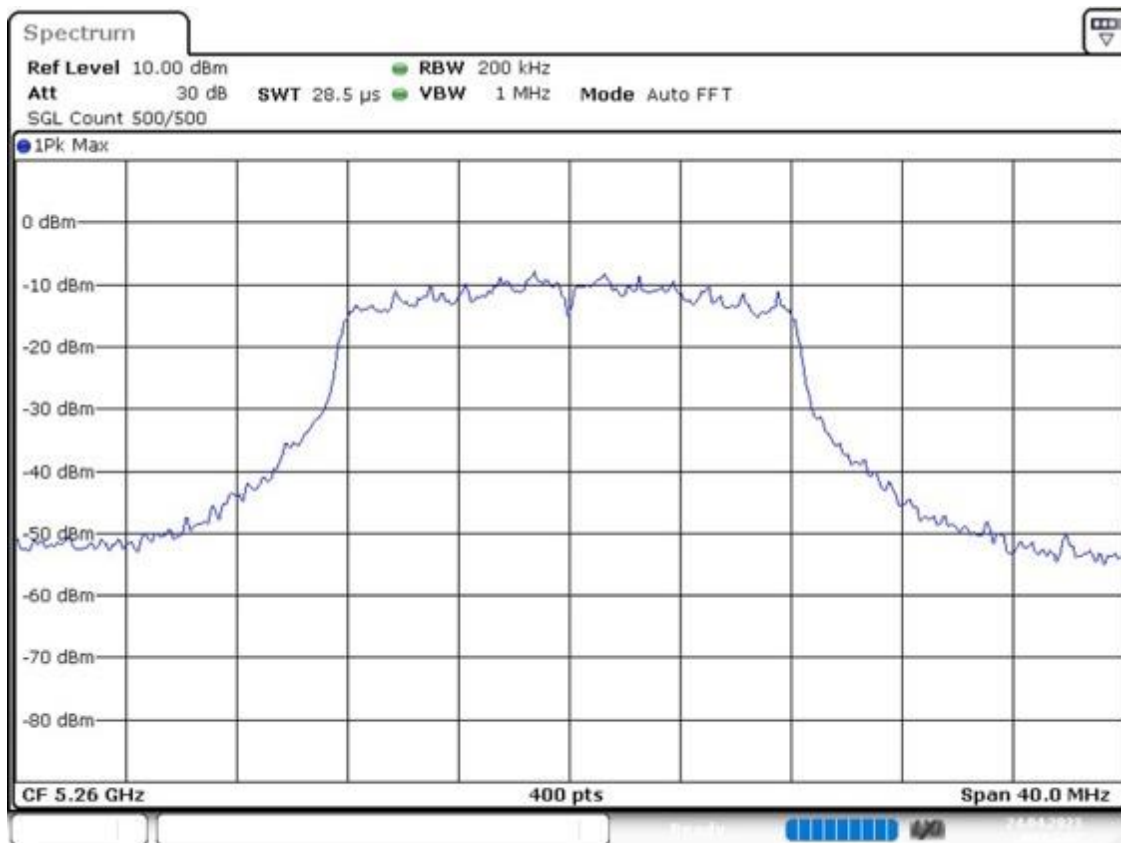
DUT Frequency (MHz)	Result
5260.000000	PASS

99 % Bandwidth



Bandwidth





Date: 24.APR.2023 00:02:07

## Measurement

Setting	Instrument Value	Target Value
Start Frequency	5.24000 GHz	5.24000 GHz
Stop Frequency	5.28000 GHz	5.28000 GHz
Span	40.000 MHz	40.000 MHz
RBW	200.000 kHz	$\geq$ 200.000 kHz
VBW	1.000 MHz	$\geq$ 600.000 kHz
SweepPoints	400	~ 400
SweepTime	28.477 $\mu$ s	AUTO
Reference Level	10.000 dBm	10.000 dBm
Attenuation	30.000 dB	AUTO
Detector	MaxPeak	MaxPeak
SweepCount	500	500
Filter	3 dB	3 dB
Trace Mode	Max Hold	Max Hold
SweepType	FFT	AUTO
Preamp	off	off

## Emission Bandwidth 26 dB (5280 MHz; 24.000 dBm; 20 MHz)

Customized settings.

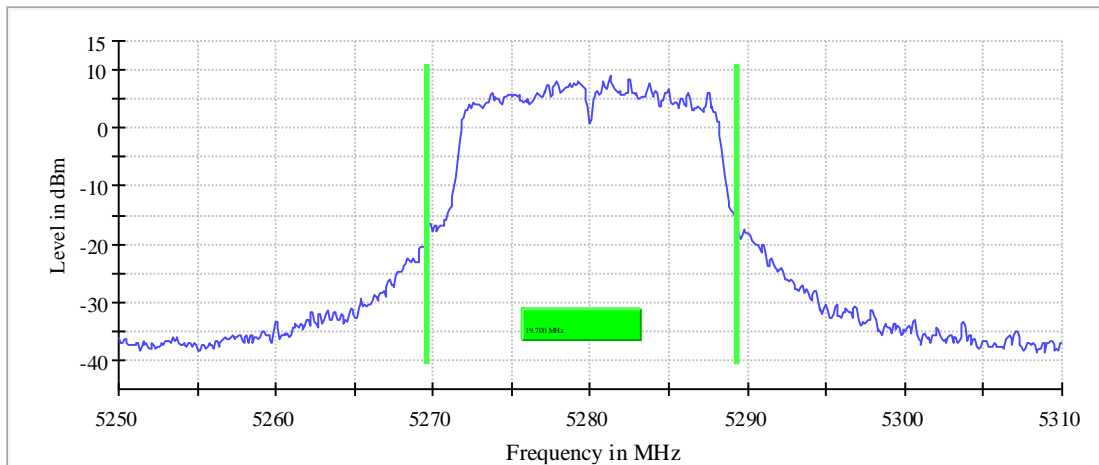
### 26 dB Bandwidth

DUT Frequency (MHz)	Bandwidth (MHz)	Limit Min (MHz)	Limit Max (MHz)	Band Edge Left (MHz)	Band Edge Right (MHz)
5280.000000	19.700000	---	---	5269.650000	5289.350000

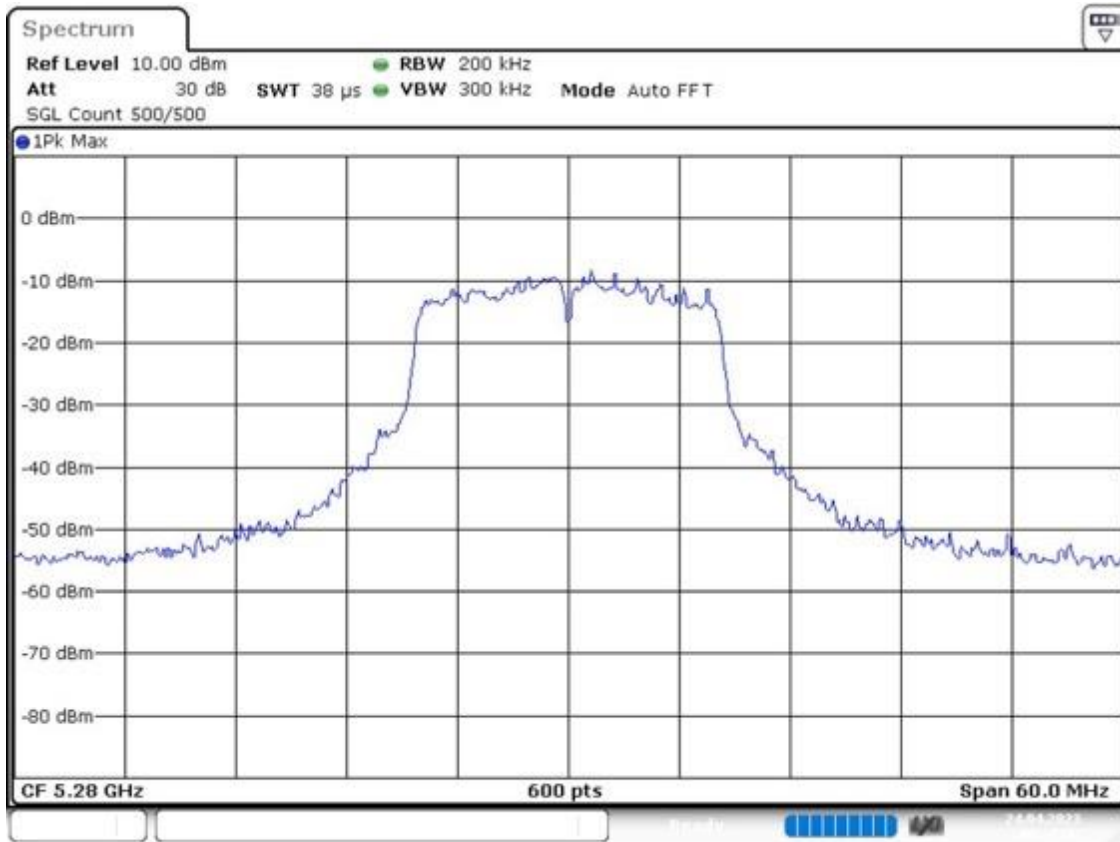
(continuation of the "26 dB Bandwidth" table from column 6 ...)

DUT Frequency (MHz)	Max Level (dBm)	Result
5280.000000	9.0	PASS

26 dB Bandwidth



Bandwidth



Date: 24.APR.2023 00:17:45

**Occupied Channel Bandwidth 99% (5280 MHz; 24.000 dBm; 20 MHz)**

Customized settings.

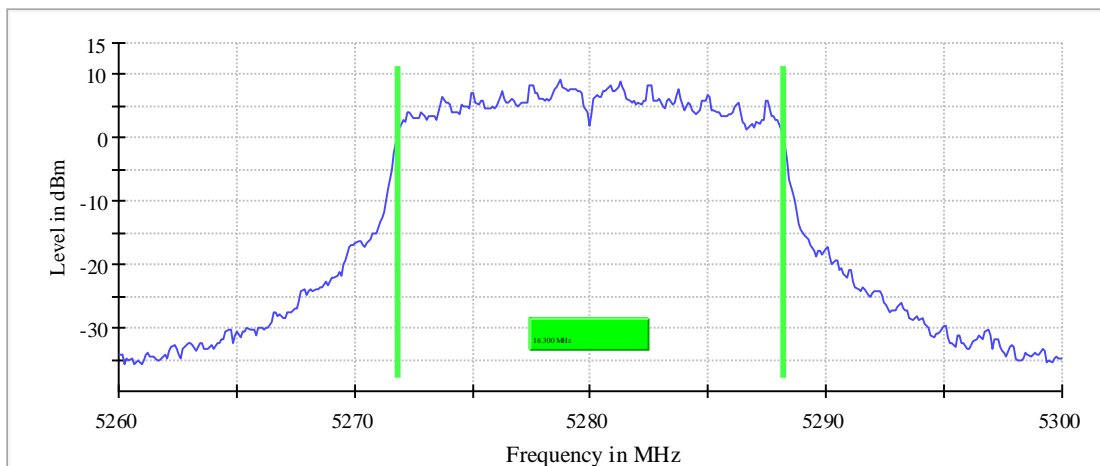
**99 % Bandwidth**

DUT Frequency (MHz)	Bandwidth (MHz)	Limit Min (MHz)	Limit Max (MHz)	Band Edge Left (MHz)	Band Edge Right (MHz)
5280.000000	16.300000	---	---	5271.850000	5288.150000

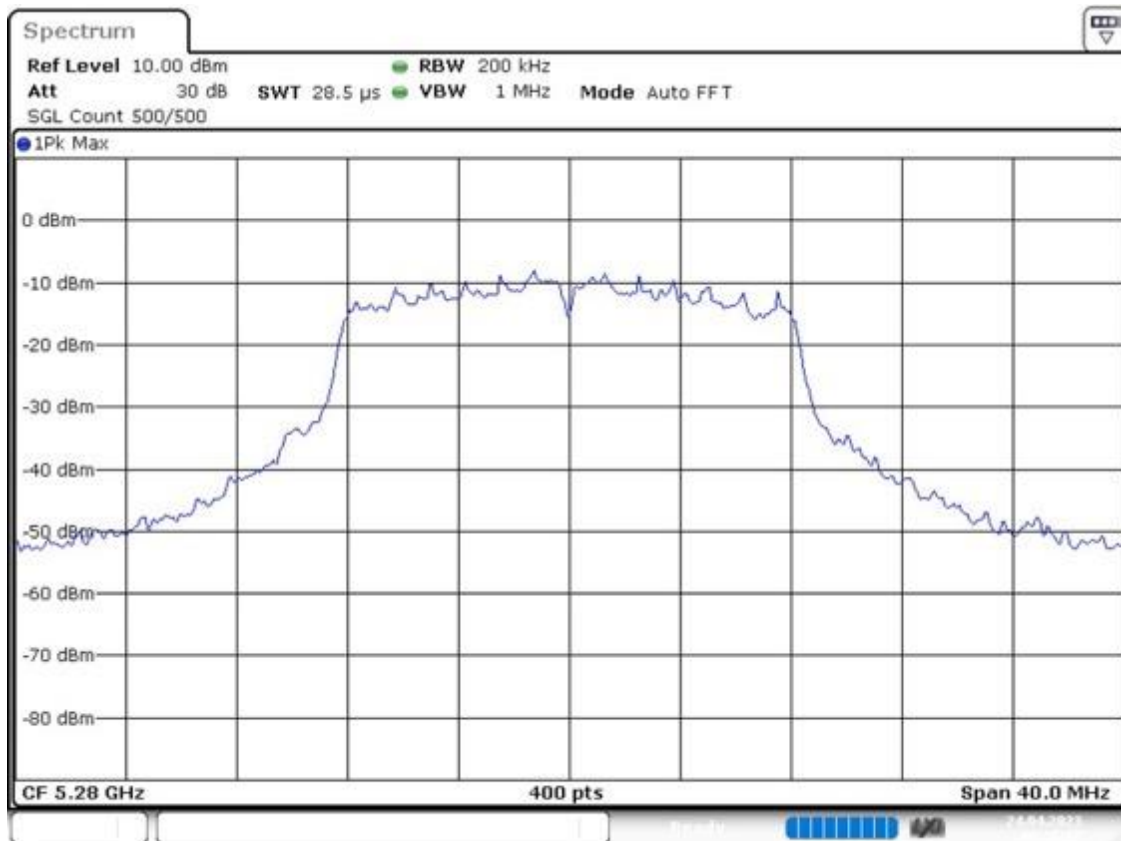
(continuation of the "99 % Bandwidth" table from column 6 ...)

DUT Frequency (MHz)	Result
5280.000000	PASS

99 % Bandwidth



Bandwidth



Date: 24.APR.2023 00:18:38

## Emission Bandwidth 26 dB (5320 MHz; 24.000 dBm; 20 MHz)

Customized settings.

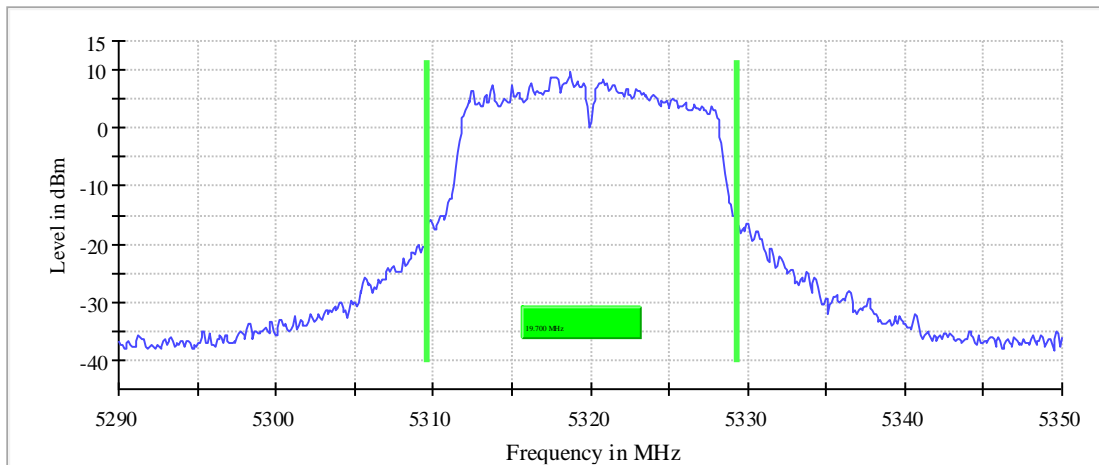
### 26 dB Bandwidth

DUT Frequency (MHz)	Bandwidth (MHz)	Limit Min (MHz)	Limit Max (MHz)	Band Edge Left (MHz)	Band Edge Right (MHz)
5320.000000	19.700000	---	---	5309.650000	5329.350000

(continuation of the "26 dB Bandwidth" table from column 6 ...)

DUT Frequency (MHz)	Max Level (dBm)	Result
5320.000000	9.6	PASS

26 dB Bandwidth



Bandwidth



Date: 24.APR.2023 00:21:30

**Occupied Channel Bandwidth 99% (5320 MHz; 24.000 dBm; 20 MHz)**

Customized settings.

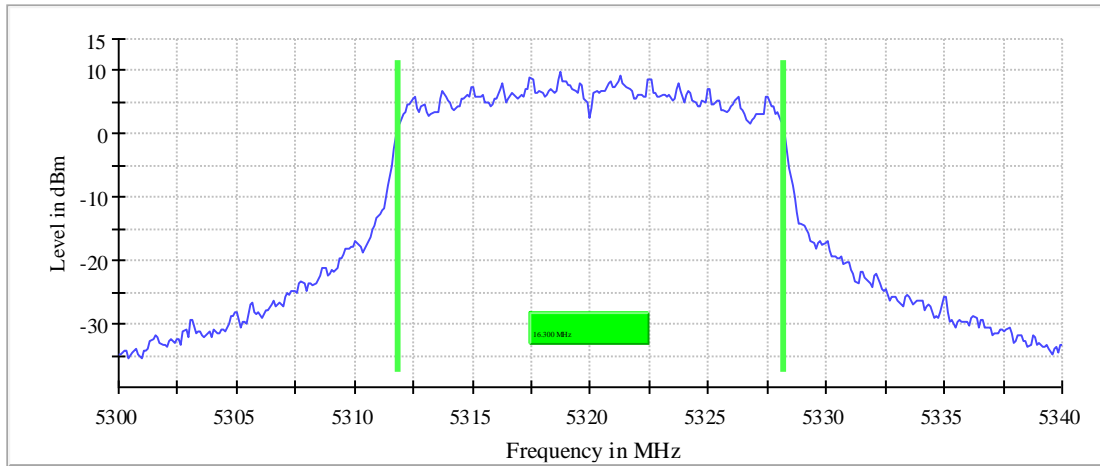
**99 % Bandwidth**

DUT Frequency (MHz)	Bandwidth (MHz)	Limit Min (MHz)	Limit Max (MHz)	Band Edge Left (MHz)	Band Edge Right (MHz)
5320.000000	16.300000	---	---	5311.850000	5328.150000

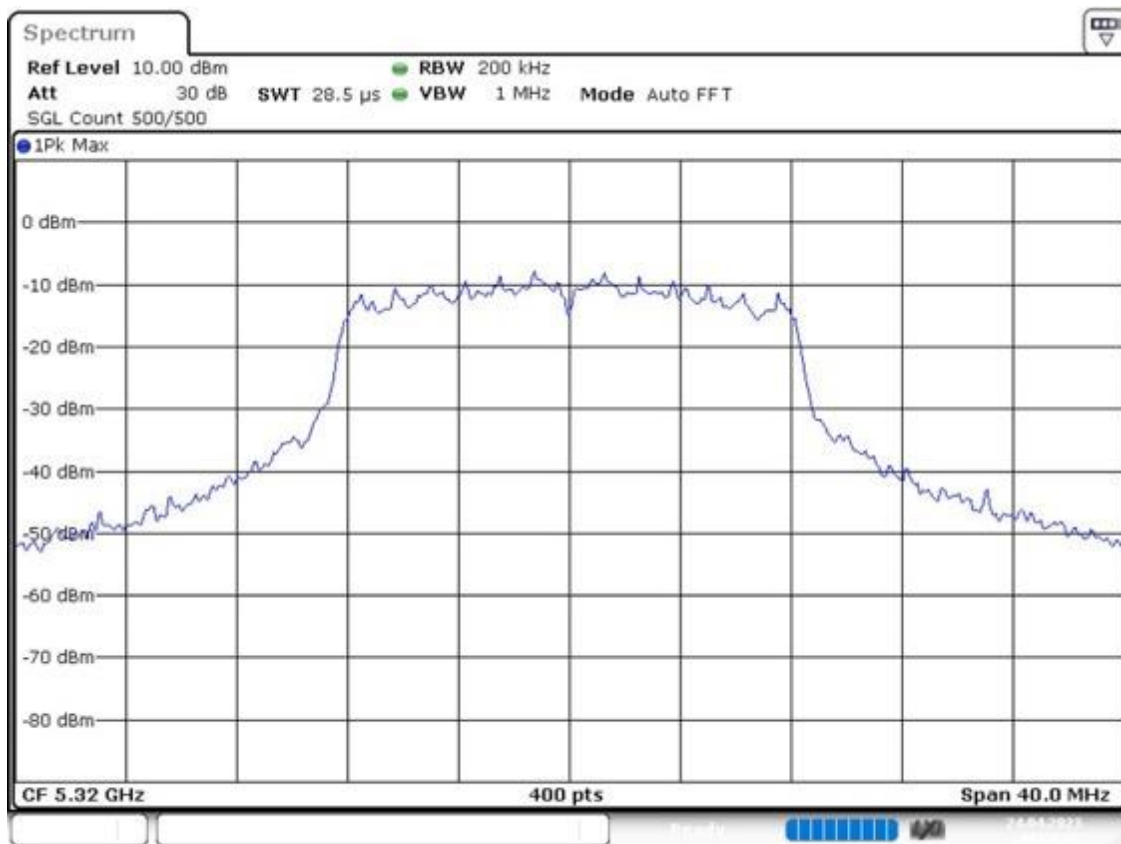
(continuation of the "99 % Bandwidth" table from column 6 ...)

DUT Frequency (MHz)	Result
5320.000000	PASS

99 % Bandwidth



Bandwidth



Date: 24.APR.2023 00:22:24

## 2.1.1 NSS1-PSD

### Summary

Test	Frequency (MHz)	Nominal Power (dBm)	Nominal Bandwidth (MHz)	Result
Power Spectral Density	5260.000	24.0	20.000000	PASS
Power Spectral Density	5280.000	24.0	20.000000	PASS
Power Spectral Density	5320.000	24.0	20.000000	PASS

### Power Spectral Density (5260 MHz; 24.000 dBm; 20 MHz)

Customized settings.

### Result

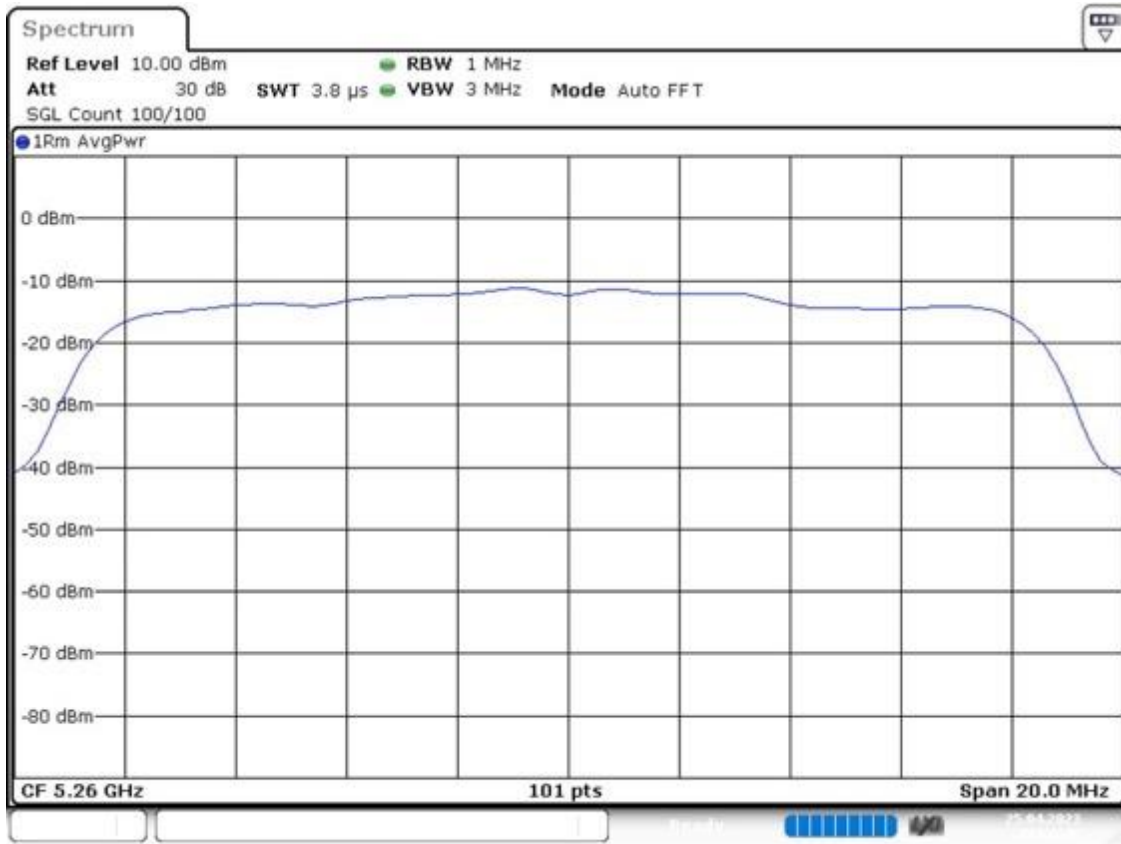
DUT Frequency (MHz)	Frequency (MHz)	PSD (dBm)	Limit Max (dBm)	Result
5260.000000	5260.792079	9.385	11.0	PASS

### Ports

Port	State
1	used
2	used

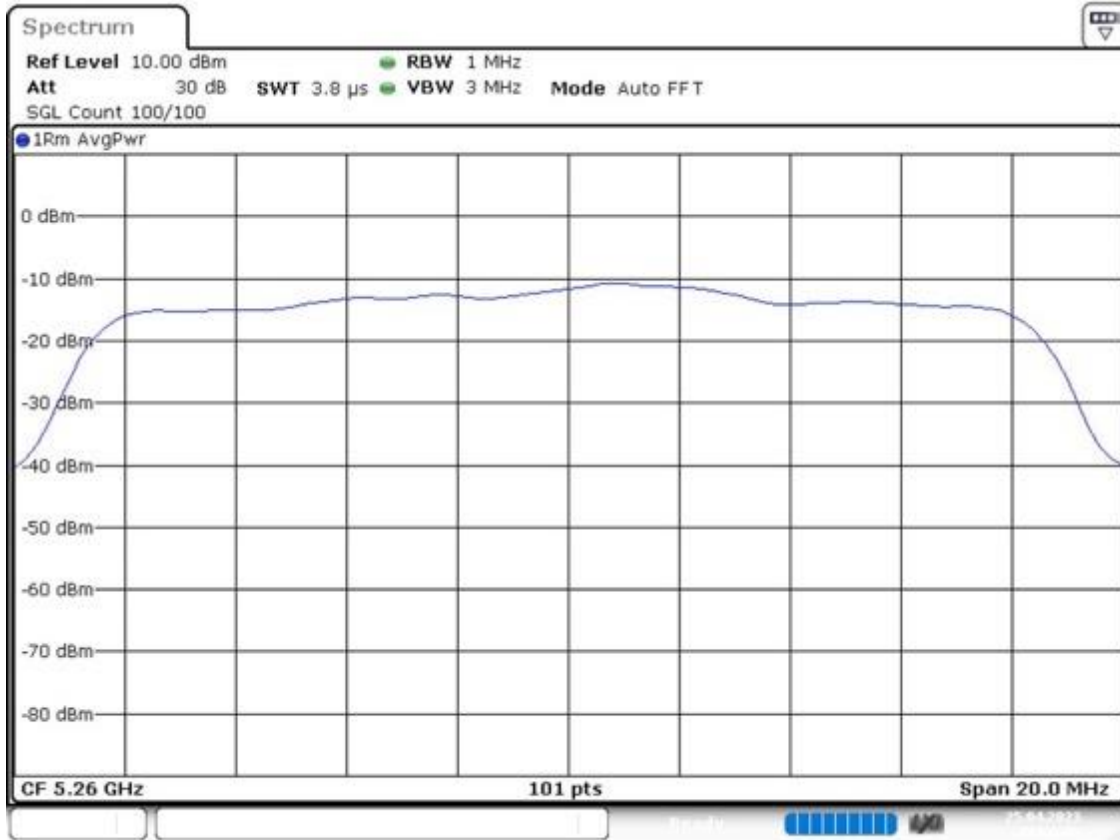
PSD Connector 1





Date: 25.APR.2023 00:26:50

PSD Connector 2



Date: 25.APR.2023 00:26:56

## Measurement

Setting	Instrument Value	Target Value
Start Frequency	5.25000 GHz	5.25000 GHz
Stop Frequency	5.27000 GHz	5.27000 GHz
Span	20.000 MHz	20.000 MHz
RBW	1.000 MHz	<= 1.000 MHz
VBW	3.000 MHz	>= 3.000 MHz
SweepPoints	101	~ 40
SweepTime	3.788 μs	AUTO
Reference Level	10.000 dBm	10.000 dBm
Attenuation	30.000 dB	AUTO
Detector	RMS	RMS
SweepCount	100	100
Filter	3 dB	3 dB
Trace Mode	Average Power	Average Power
SweepType	FFT	AUTO
Preamp	off	off

## Power Spectral Density (5280 MHz; 24.000 dBm; 20 MHz)

Customized settings.

### Result

DUT Frequency (MHz)	Frequency (MHz)	PSD (dBm)	Limit Max (dBm)	Result
5280.000000	5279.009901	9.246	11.0	PASS

### Ports

Port	State
1	used
2	used

## Power Spectral Density (5320 MHz; 24.000 dBm; 20 MHz)

Customized settings.

### Result

DUT Frequency (MHz)	Frequency (MHz)	PSD (dBm)	Limit Max (dBm)	Result
5320.000000	5320.990099	9.185	11.0	PASS

### Ports

Port	State
1	used
2	used

## 2.2 Ac Mode

### Summary

Test	Frequency (MHz)	Nominal Power (dBm)	Nominal Bandwidth (MHz)	Result
Emission Bandwidth 26 dB	5260.000	24.0	20.000000	PASS
RF output power	5260.000	24.0	20.000000	PASS
Power Spectral Density	5260.000	24.0	20.000000	PASS
Occupied Channel Bandwidth 99%	5260.000	24.0	20.000000	PASS
Emission Bandwidth 26 dB	5280.000	24.0	20.000000	PASS
Occupied Channel Bandwidth 99%	5280.000	24.0	20.000000	PASS
Emission Bandwidth 26 dB	5320.000	24.0	20.000000	PASS
Occupied Channel Bandwidth 99%	5320.000	24.0	20.000000	PASS
Emission Bandwidth 26 dB	5270.000	24.0	40.000000	PASS
Occupied Channel Bandwidth 99%	5270.000	24.0	40.000000	PASS
Emission Bandwidth 26 dB	5310.000	24.0	40.000000	PASS
Occupied Channel Bandwidth 99%	5310.000	24.0	40.000000	PASS
Emission Bandwidth 26 dB	5290.000	24.0	80.000000	PASS
Occupied Channel Bandwidth 99%	5290.000	24.0	80.000000	PASS
Emission Bandwidth 26 dB	5250.000	24.0	160.000000	PASS
Occupied Channel Bandwidth 99%	5250.000	24.0	160.000000	PASS

### Emission Bandwidth 26 dB (5260 MHz; 24.000 dBm; 20 MHz)

Customized settings.

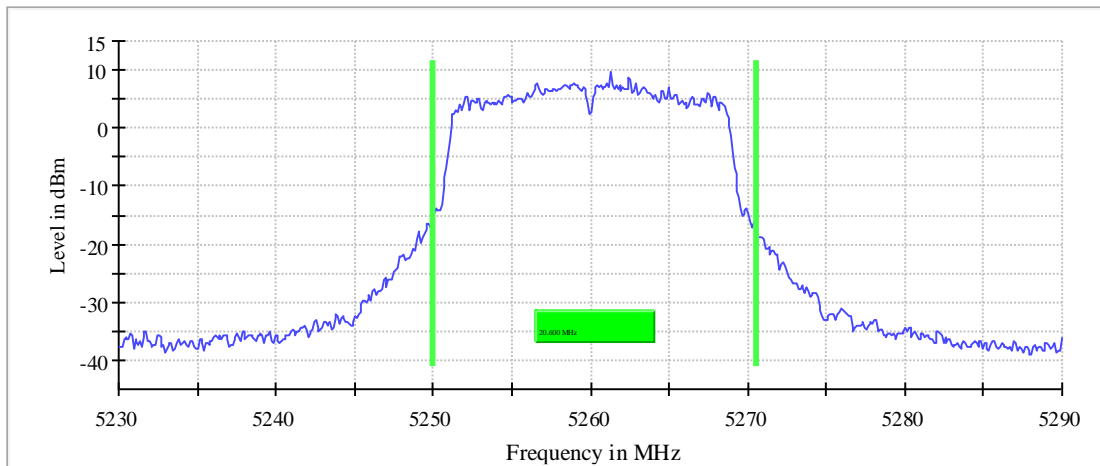
### 26 dB Bandwidth

DUT Frequency (MHz)	Bandwidth (MHz)	Limit Min (MHz)	Limit Max (MHz)	Band Edge Left (MHz)	Band Edge Right (MHz)
5260.000000	20.600000	---	---	5249.950000	5270.550000

(continuation of the "26 dB Bandwidth" table from column 6 ...)

DUT Frequency (MHz)	Max Level (dBm)	Result
5260.000000	9.8	PASS

26 dB Bandwidth



Bandwidth



Date: 24.APR.2023 01:53:14

## Measurement

Setting	Instrument Value	Target Value
Start Frequency	5.23000 GHz	5.23000 GHz
Stop Frequency	5.29000 GHz	5.29000 GHz
Span	60.000 MHz	60.000 MHz
RBW	200.000 kHz	~ 200.000 kHz
VBW	300.000 kHz	>= 240.000 kHz
SweepPoints	600	~ 600
SweepTime	37.969 $\mu$ s	AUTO
Reference Level	10.000 dBm	10.000 dBm
Attenuation	30.000 dB	AUTO
Detector	MaxPeak	MaxPeak
SweepCount	500	500
Filter	3 dB	3 dB
Trace Mode	Max Hold	Max Hold
SweepType	FFT	AUTO
Preamp	off	off

## RF output power (5260 MHz; 24.000 dBm; 20 MHz)

Customized settings.

## Result

DUT Frequency (MHz)	Gated RMS (dBm)	Limit Max (dBm)	Gated EIRP (dBm)	DutyCycle (%)	Result
5260.000000	22.5	24.0	22.5	91.629	PASS

## OSP PowerMeter settings

Setting	Instrument Value	Target Value
Measurement Time	1.000 s	1.000 s
Points	1000000	1000000
Time resolution	1.000 $\mu$ s	1.000 $\mu$ s

## Power Spectral Density (5260 MHz; 24.000 dBm; 20 MHz)

Customized settings.

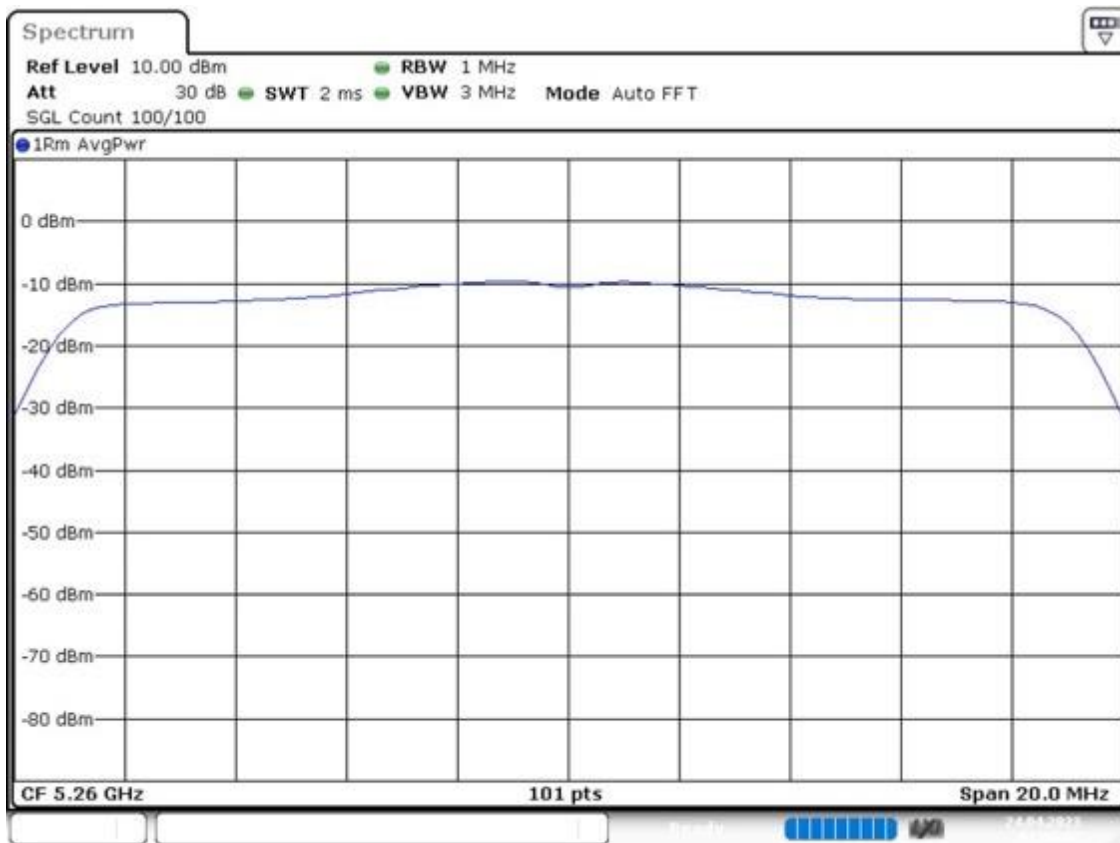
## Result

DUT Frequency (MHz)	Frequency (MHz)	PSD (dBm)	Limit Max (dBm)	Result
5260.000000	5259.009901	10.675	11.0	PASS

## Ports

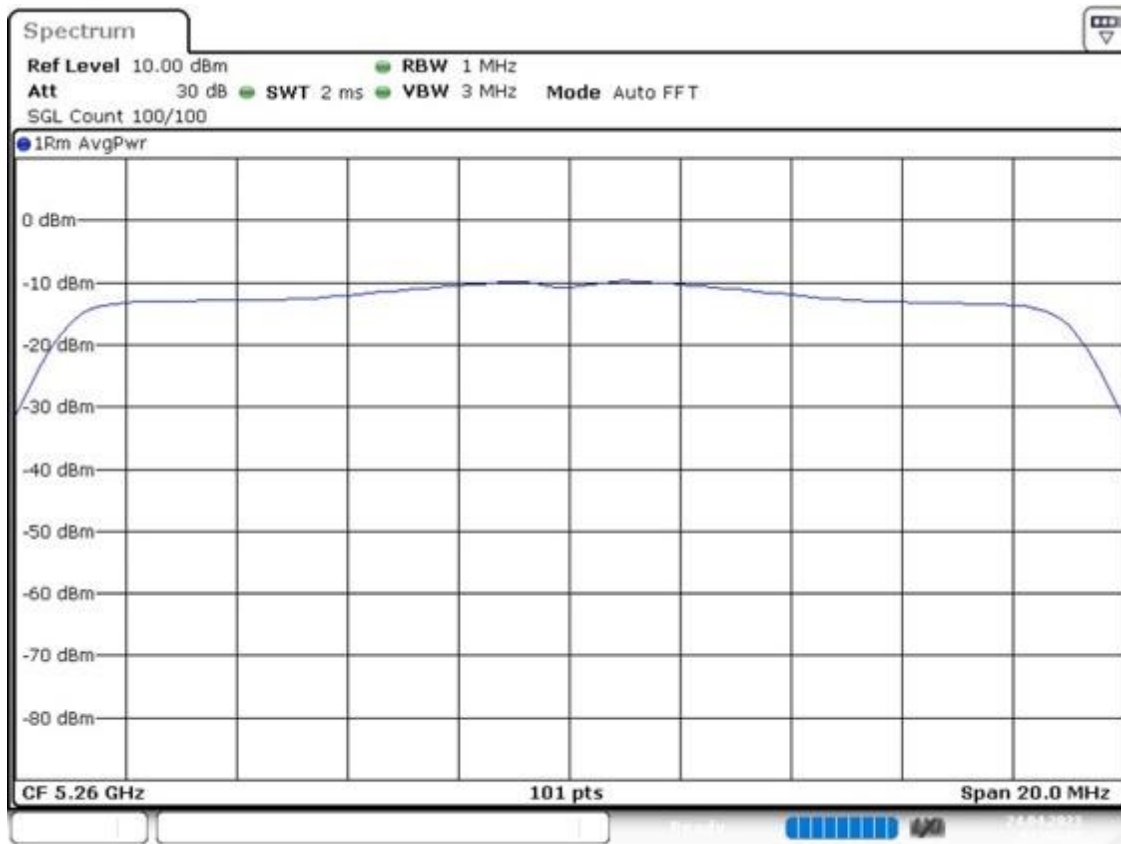
Port	State
1	used
2	used

### PSD Connector 1



Date: 24.APR.2023 01:53:52

### PSD Connector 2



Date: 24.APR.2023 01:53:59

## Measurement

Setting	Instrument Value	Target Value
Start Frequency	5.25000 GHz	5.25000 GHz
Stop Frequency	5.27000 GHz	5.27000 GHz
Span	20.000 MHz	20.000 MHz
RBW	1.000 MHz	<= 1.000 MHz
VBW	3.000 MHz	>= 3.000 MHz
SweepPoints	101	~ 40
SweepTime	2.020 ms	2.020 ms
Reference Level	10.000 dBm	10.000 dBm
Attenuation	30.000 dB	AUTO
Detector	RMS	RMS
SweepCount	100	100
Filter	3 dB	3 dB
Trace Mode	Average Power	Average Power
SweepType	FFT	AUTO
Preamp	off	off



## Occupied Channel Bandwidth 99% (5260 MHz; 24.000 dBm; 20 MHz)

Customized settings.

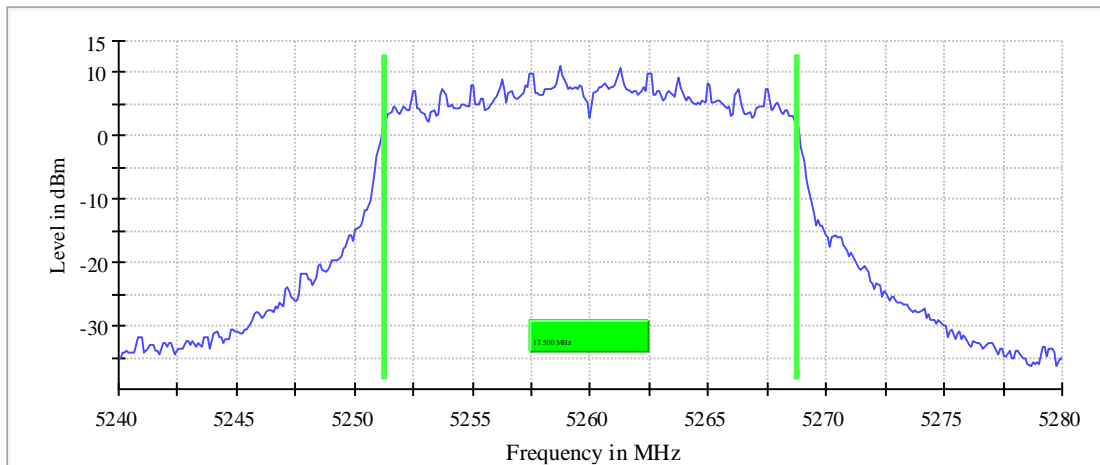
### 99 % Bandwidth

DUT Frequency (MHz)	Bandwidth (MHz)	Limit Min (MHz)	Limit Max (MHz)	Band Edge Left (MHz)	Band Edge Right (MHz)
5260.000000	17.500000	---	---	5251.250000	5268.750000

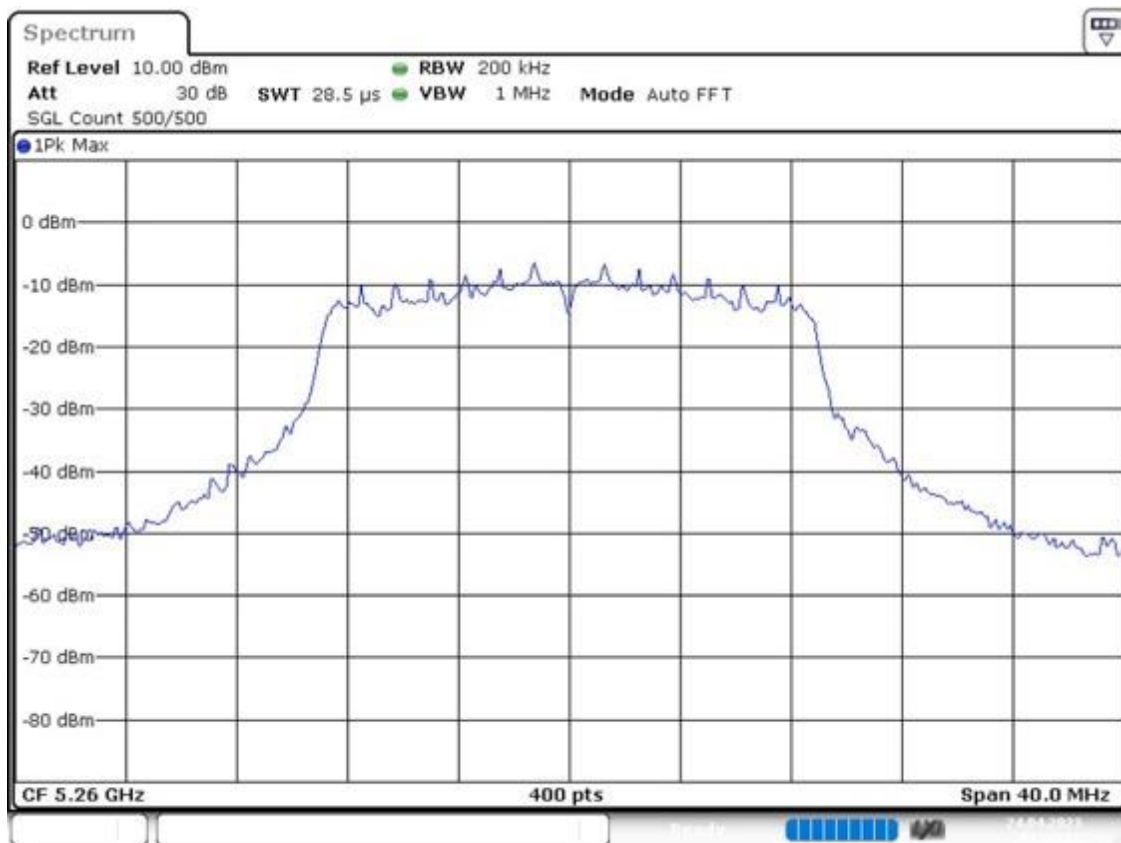
(continuation of the "99 % Bandwidth" table from column 6 ...)

DUT Frequency (MHz)	Result
5260.000000	PASS

99 % Bandwidth



Bandwidth



Date: 24.APR.2023 01:54:08

## Measurement

Setting	Instrument Value	Target Value
Start Frequency	5.24000 GHz	5.24000 GHz
Stop Frequency	5.28000 GHz	5.28000 GHz
Span	40.000 MHz	40.000 MHz
RBW	200.000 kHz	$\geq$ 200.000 kHz
VBW	1.000 MHz	$\geq$ 600.000 kHz
SweepPoints	400	~ 400
SweepTime	28.477 $\mu$ s	AUTO
Reference Level	10.000 dBm	10.000 dBm
Attenuation	30.000 dB	AUTO
Detector	MaxPeak	MaxPeak
SweepCount	500	500
Filter	3 dB	3 dB
Trace Mode	Max Hold	Max Hold
SweepType	FFT	AUTO
Preamp	off	off

## Emission Bandwidth 26 dB (5280 MHz; 24.000 dBm; 20 MHz)

Customized settings.

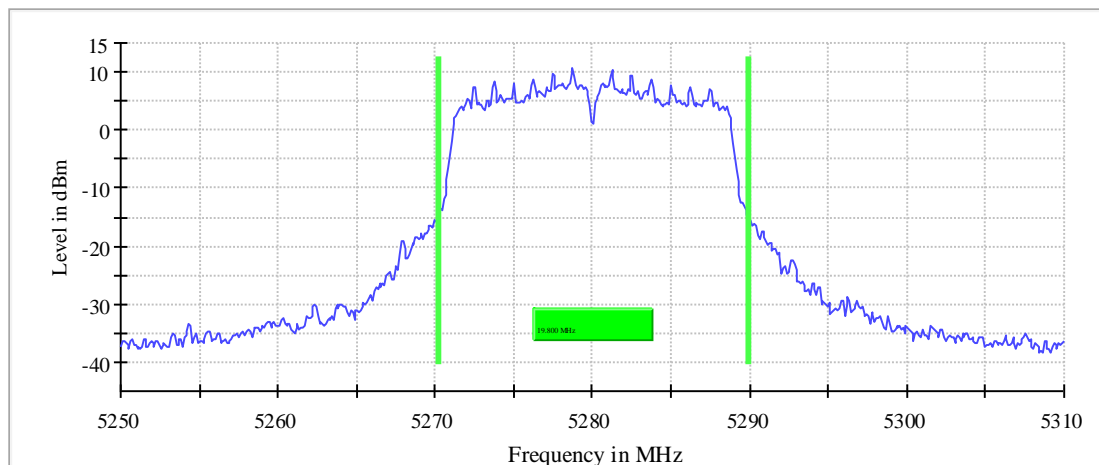
### 26 dB Bandwidth

DUT Frequency (MHz)	Bandwidth (MHz)	Limit Min (MHz)	Limit Max (MHz)	Band Edge Left (MHz)	Band Edge Right (MHz)
5280.000000	19.800000	---	---	5270.150000	5289.950000

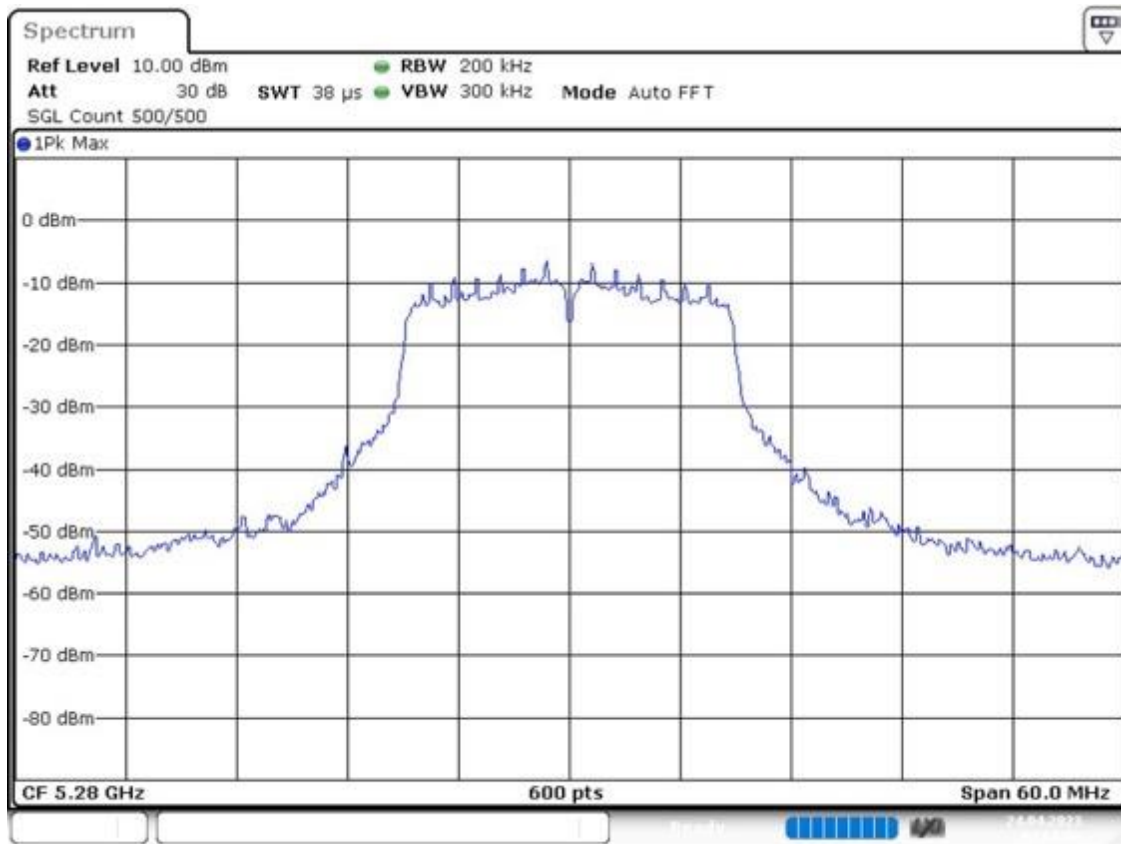
(continuation of the "26 dB Bandwidth" table from column 6 ...)

DUT Frequency (MHz)	Max Level (dBm)	Result
5280.000000	10.8	PASS

26 dB Bandwidth



Bandwidth



Date: 24.APR.2023 02:01:56

**Occupied Channel Bandwidth 99% (5280 MHz; 24.000 dBm; 20 MHz)**

Customized settings.

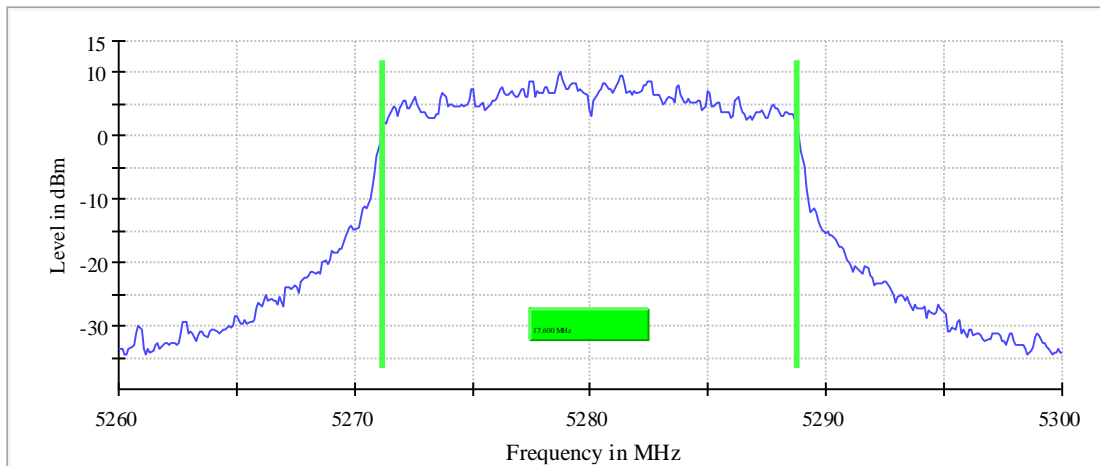
**99 % Bandwidth**

DUT Frequency (MHz)	Bandwidth (MHz)	Limit Min (MHz)	Limit Max (MHz)	Band Edge Left (MHz)	Band Edge Right (MHz)
5280.000000	17.600000	---	---	5271.150000	5288.750000

(continuation of the "99 % Bandwidth" table from column 6 ...)

DUT Frequency (MHz)	Result
5280.000000	PASS

99 % Bandwidth



Bandwidth



Date: 24.APR.2023 02:02:52

## Emission Bandwidth 26 dB (5320 MHz; 24.000 dBm; 20 MHz)

Customized settings.

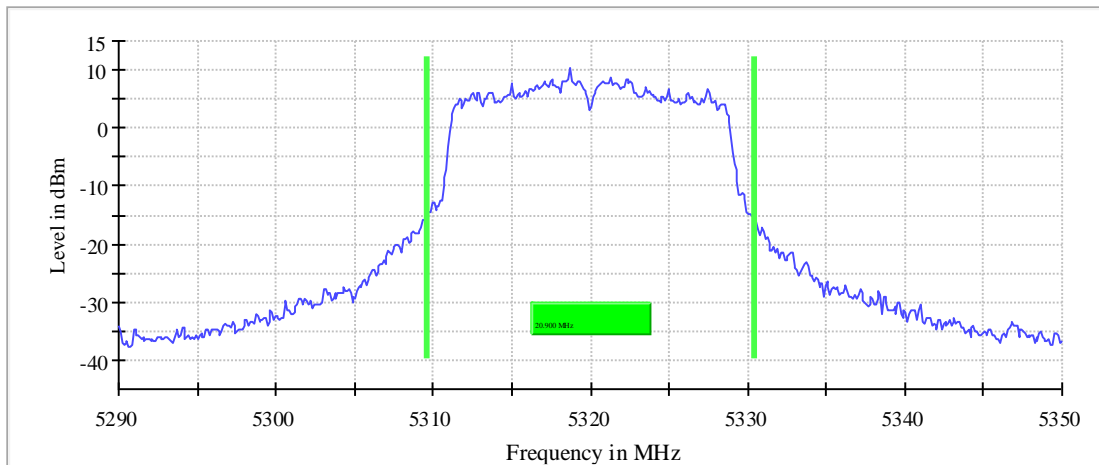
### 26 dB Bandwidth

DUT Frequency (MHz)	Bandwidth (MHz)	Limit Min (MHz)	Limit Max (MHz)	Band Edge Left (MHz)	Band Edge Right (MHz)
5320.000000	20.900000	---	---	5309.550000	5330.450000

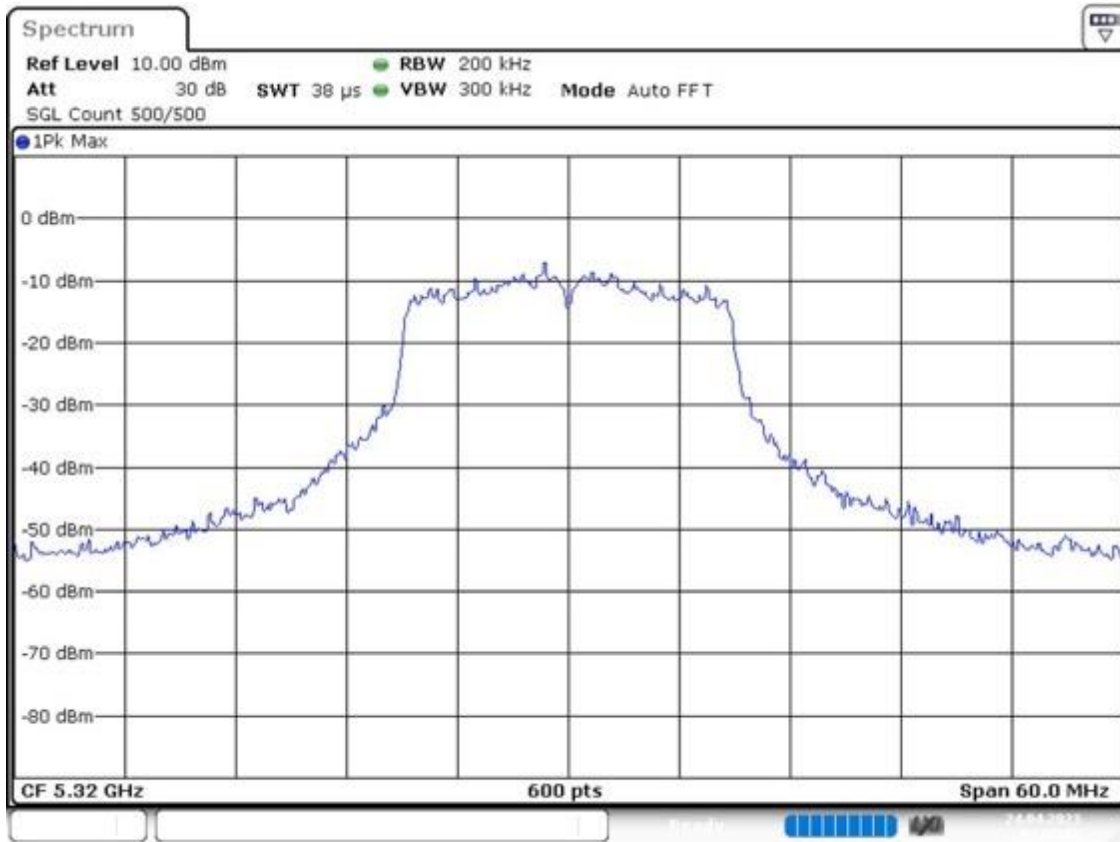
(continuation of the "26 dB Bandwidth" table from column 6 ...)

DUT Frequency (MHz)	Max Level (dBm)	Result
5320.000000	10.3	PASS

26 dB Bandwidth



Bandwidth



Date: 24.APR.2023 02:05:18

### Occupied Channel Bandwidth 99% (5320 MHz; 24.000 dBm; 20 MHz)

Customized settings.

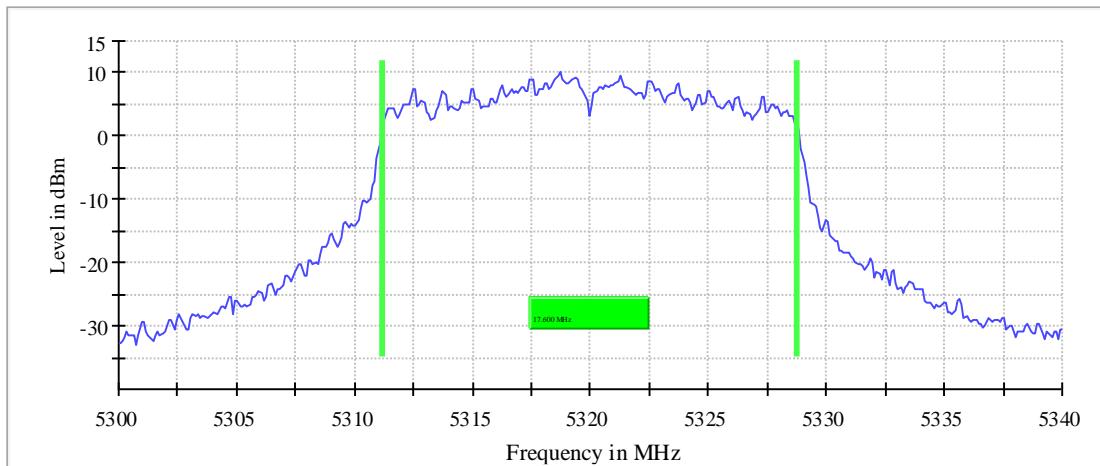
### 99 % Bandwidth

DUT Frequency (MHz)	Bandwidth (MHz)	Limit Min (MHz)	Limit Max (MHz)	Band Edge Left (MHz)	Band Edge Right (MHz)
5320.000000	17.600000	---	---	5311.150000	5328.750000

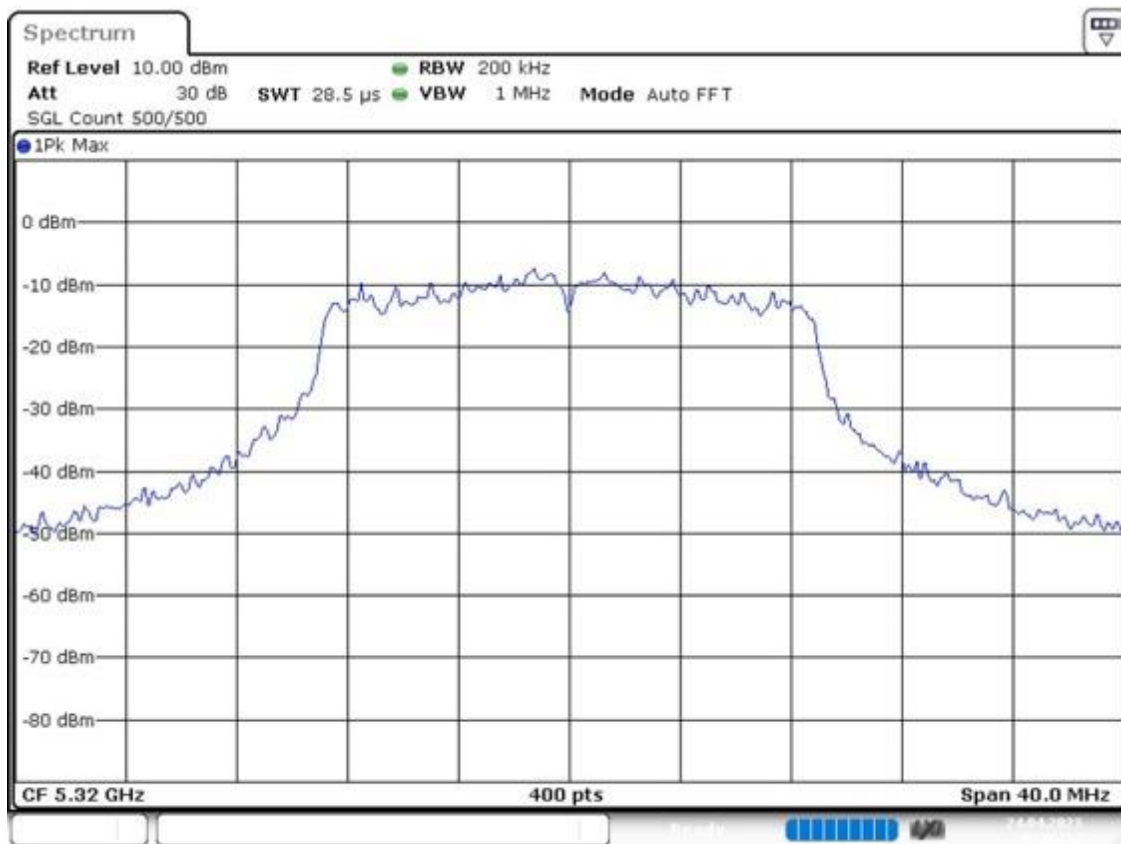
(continuation of the "99 % Bandwidth" table from column 6 ...)

DUT Frequency (MHz)	Result
5320.000000	PASS

99 % Bandwidth



Bandwidth



Date: 24.APR.2023 02:06:12



## Emission Bandwidth 26 dB (5270 MHz; 24.000 dBm; 40 MHz)

Customized settings.

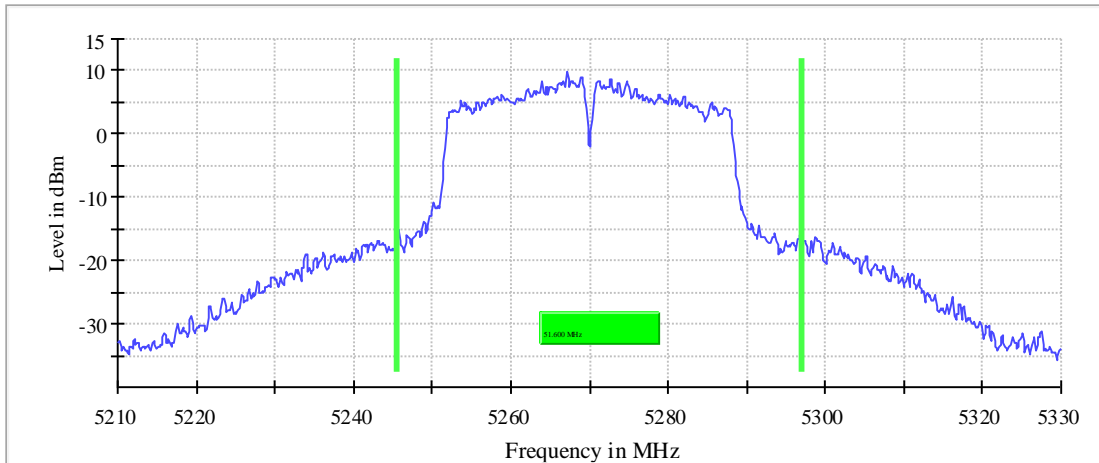
### 26 dB Bandwidth

DUT Frequency (MHz)	Bandwidth (MHz)	Limit Min (MHz)	Limit Max (MHz)	Band Edge Left (MHz)	Band Edge Right (MHz)
5270.000000	51.600000	---	---	5245.475000	5297.075000

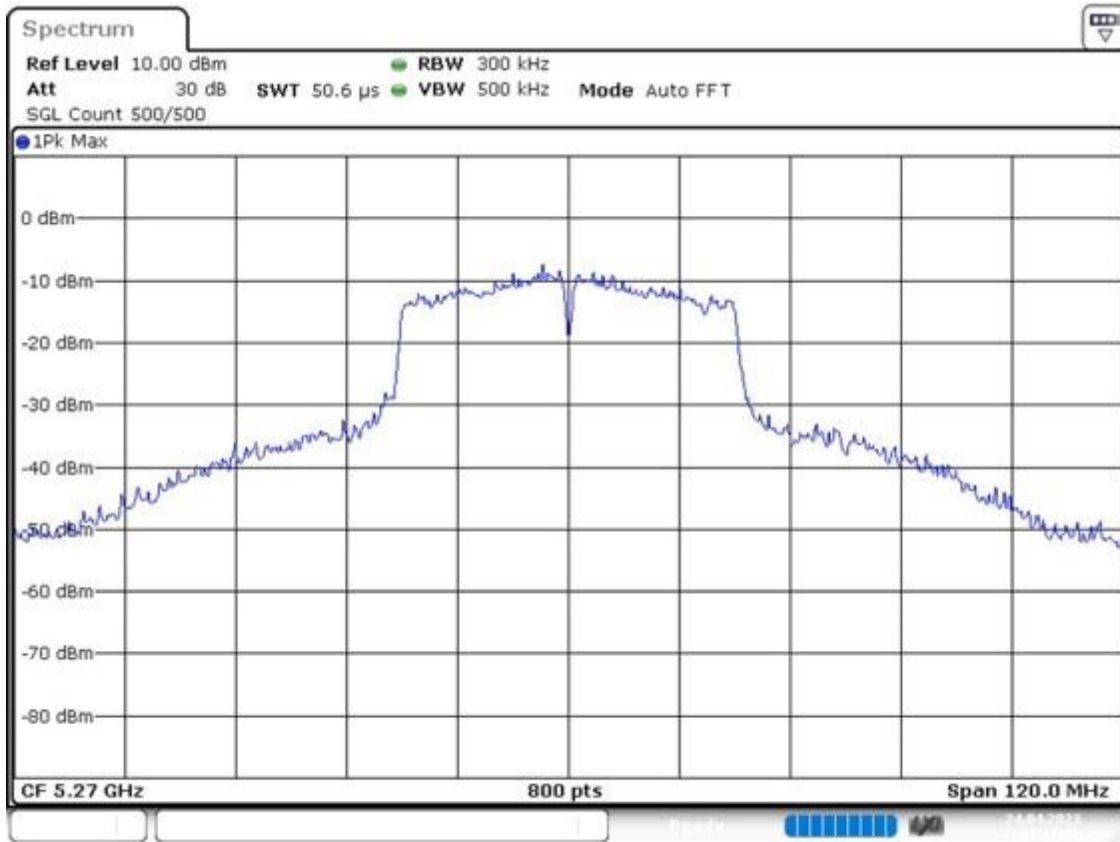
(continuation of the "26 dB Bandwidth" table from column 6 ...)

DUT Frequency (MHz)	Max Level (dBm)	Result
5270.000000	9.9	PASS

26 dB Bandwidth



Bandwidth



Date: 24.APR.2023 02:11:29

**Occupied Channel Bandwidth 99% (5270 MHz; 24.000 dBm; 40 MHz)**

Customized settings.

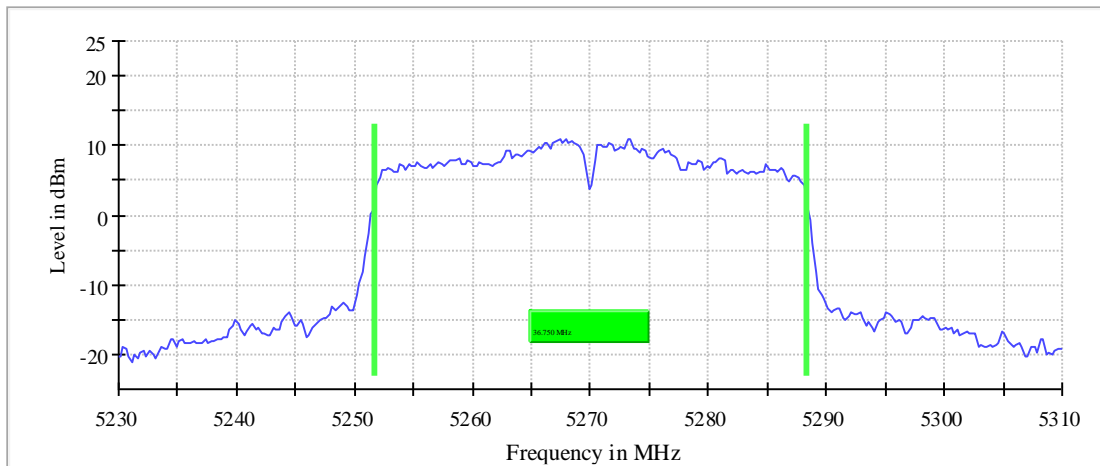
**99 % Bandwidth**

DUT Frequency (MHz)	Bandwidth (MHz)	Limit Min (MHz)	Limit Max (MHz)	Band Edge Left (MHz)	Band Edge Right (MHz)
5270.000000	36.750000	---	---	5251.625000	5288.375000

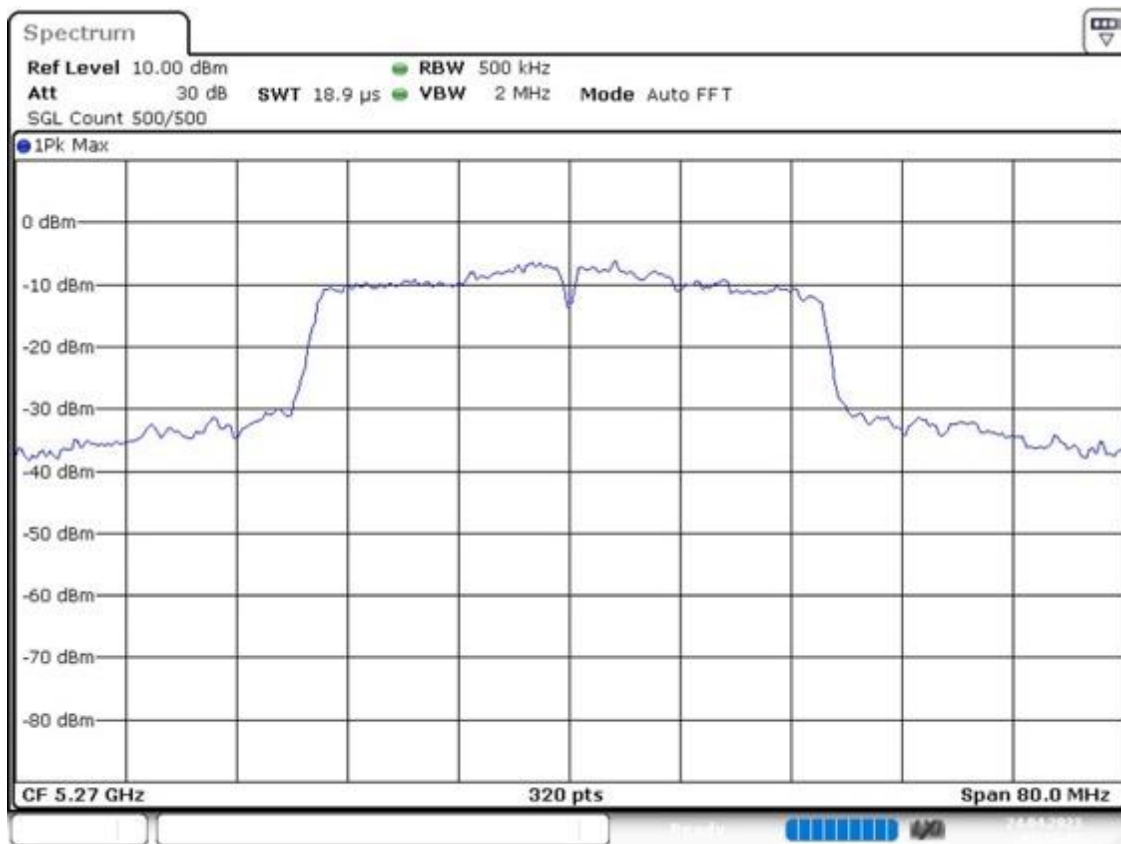
(continuation of the "99 % Bandwidth" table from column 6 ...)

DUT Frequency (MHz)	Result
5270.000000	PASS

99 % Bandwidth



Bandwidth



Date: 24.APR.2023 02:12:23

## Emission Bandwidth 26 dB (5310 MHz; 24.000 dBm; 40 MHz)

Customized settings.

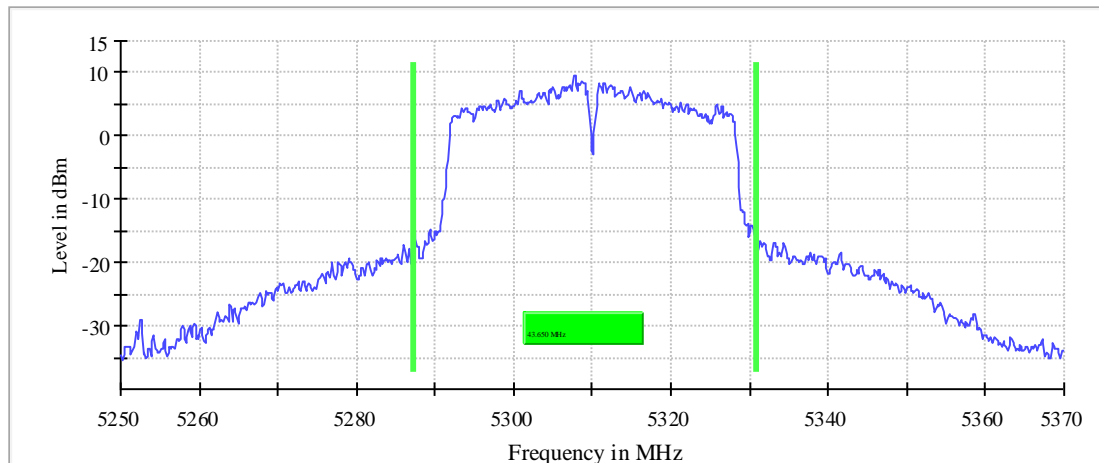
### 26 dB Bandwidth

DUT Frequency (MHz)	Bandwidth (MHz)	Limit Min (MHz)	Limit Max (MHz)	Band Edge Left (MHz)	Band Edge Right (MHz)
5310.000000	43.650000	---	---	5287.125000	5330.775000

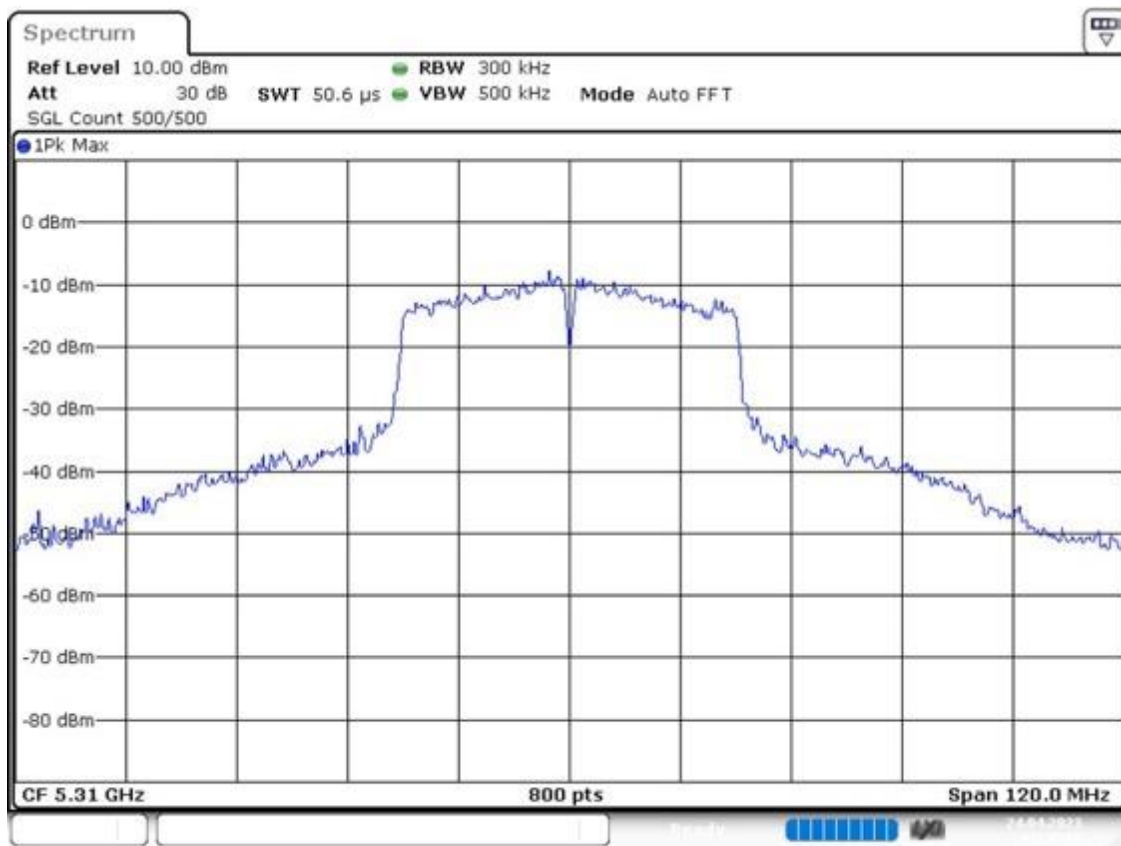
(continuation of the "26 dB Bandwidth" table from column 6 ...)

DUT Frequency (MHz)	Max Level (dBm)	Result
5310.000000	9.6	PASS

26 dB Bandwidth



Bandwidth



Date: 24.APR.2023 02:15:10

**Occupied Channel Bandwidth 99% (5310 MHz; 24.000 dBm; 40 MHz)**

Customized settings.

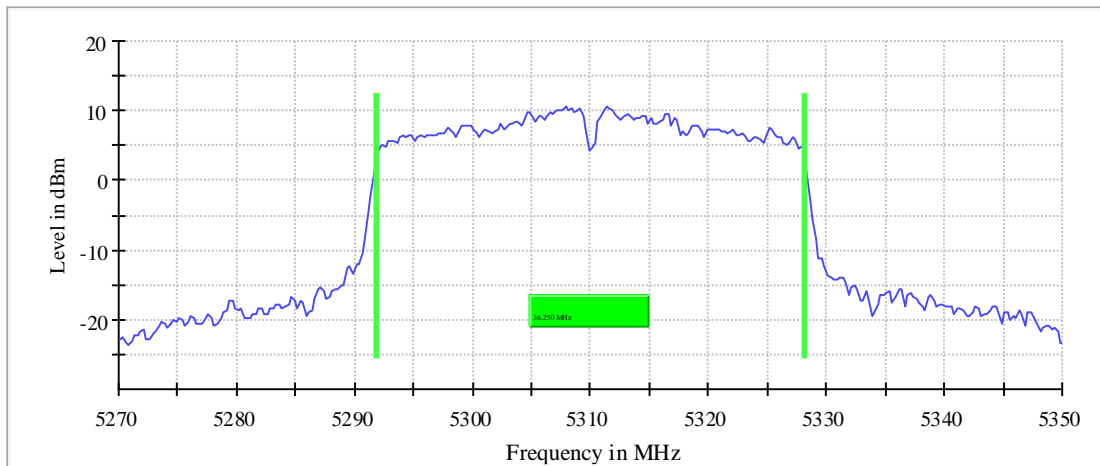
**99 % Bandwidth**

DUT Frequency (MHz)	Bandwidth (MHz)	Limit Min (MHz)	Limit Max (MHz)	Band Edge Left (MHz)	Band Edge Right (MHz)
5310.000000	36.250000	---	---	5291.875000	5328.125000

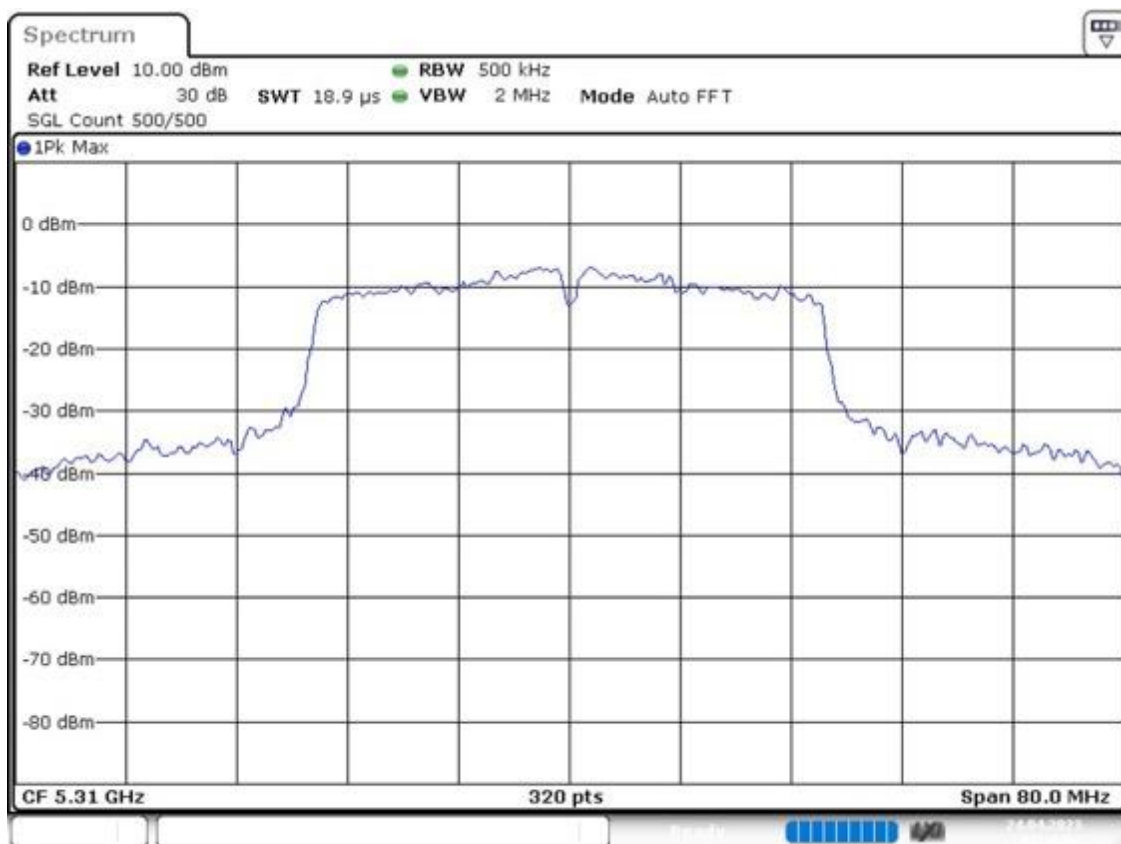
(continuation of the "99 % Bandwidth" table from column 6 ...)

DUT Frequency (MHz)	Result
5310.000000	PASS

99 % Bandwidth



Bandwidth



Date: 24.APR.2023 02:16:03

## Emission Bandwidth 26 dB (5290 MHz; 24.000 dBm; 80 MHz)

Customized settings.

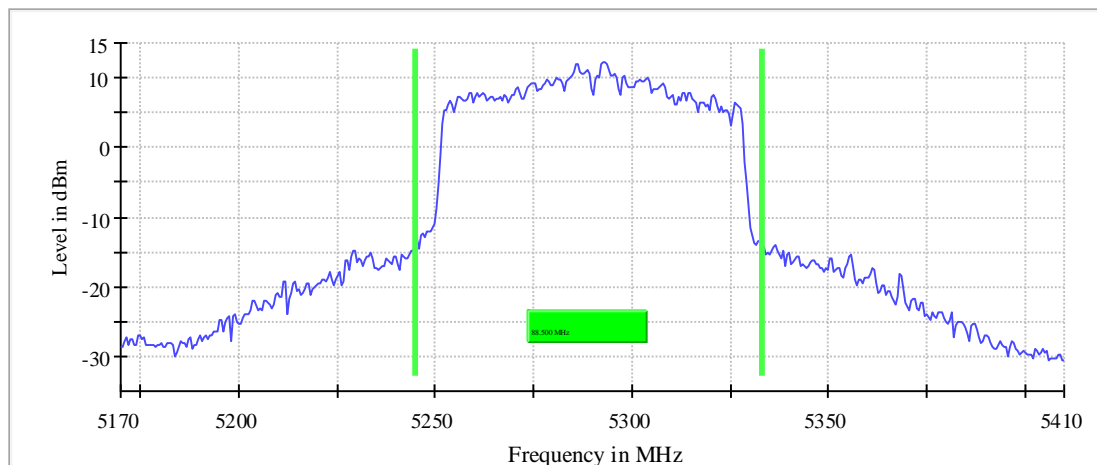
### 26 dB Bandwidth

DUT Frequency (MHz)	Bandwidth (MHz)	Limit Min (MHz)	Limit Max (MHz)	Band Edge Left (MHz)	Band Edge Right (MHz)
5290.000000	88.500000	---	---	5244.750000	5333.250000

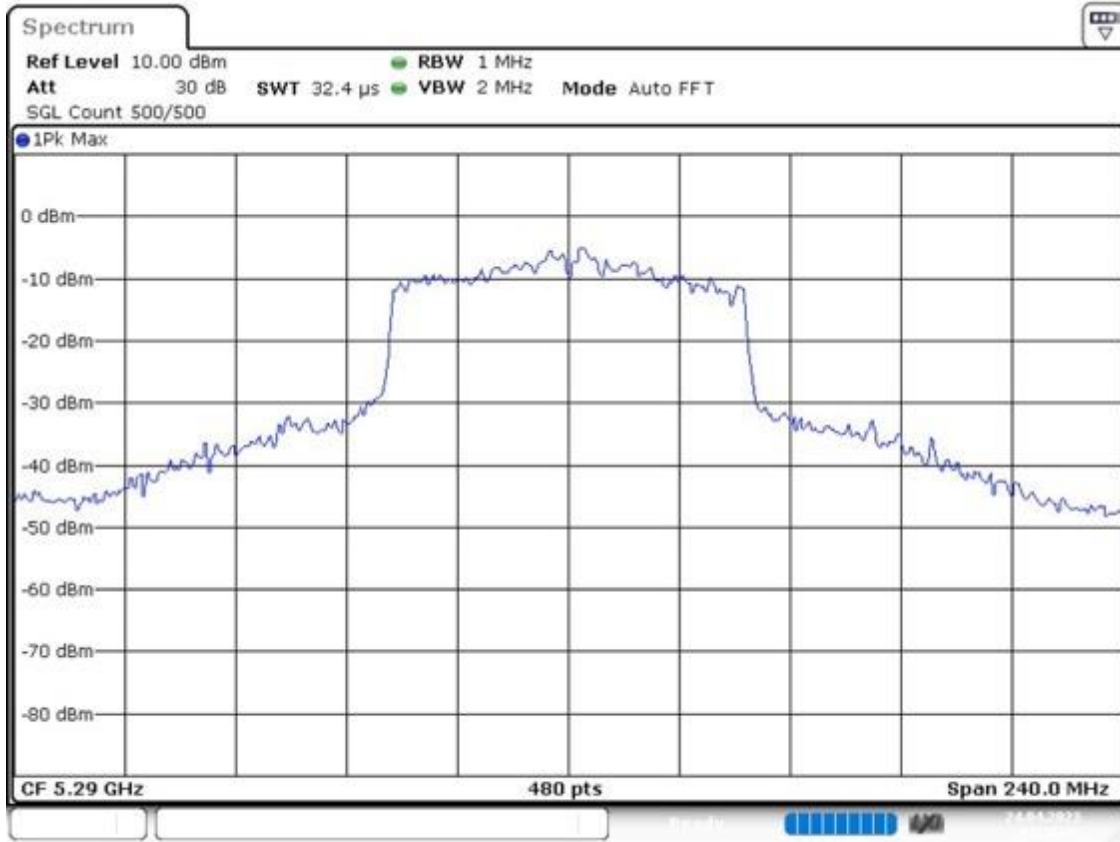
(continuation of the "26 dB Bandwidth" table from column 6 ...)

DUT Frequency (MHz)	Max Level (dBm)	Result
5290.000000	12.3	PASS

26 dB Bandwidth



Bandwidth



Date: 24.APR.2023 02:18:40

**Occupied Channel Bandwidth 99% (5290 MHz; 24.000 dBm; 80 MHz)**

Customized settings.

**99 % Bandwidth**

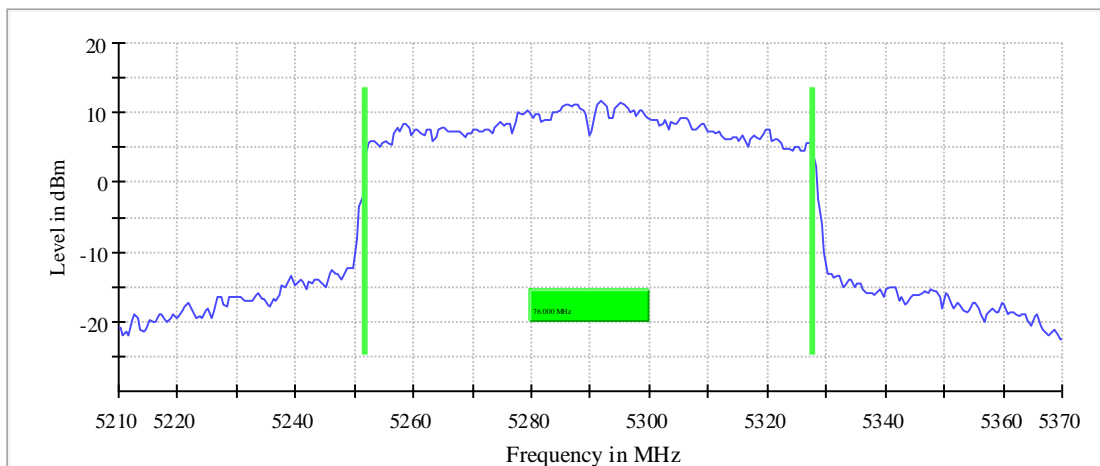
DUT Frequency (MHz)	Bandwidth (MHz)	Limit Min (MHz)	Limit Max (MHz)	Band Edge Left (MHz)	Band Edge Right (MHz)
5290.000000	76.000000	---	---	5251.750000	5327.750000

(continuation of the "99 % Bandwidth" table from column 6 ...)

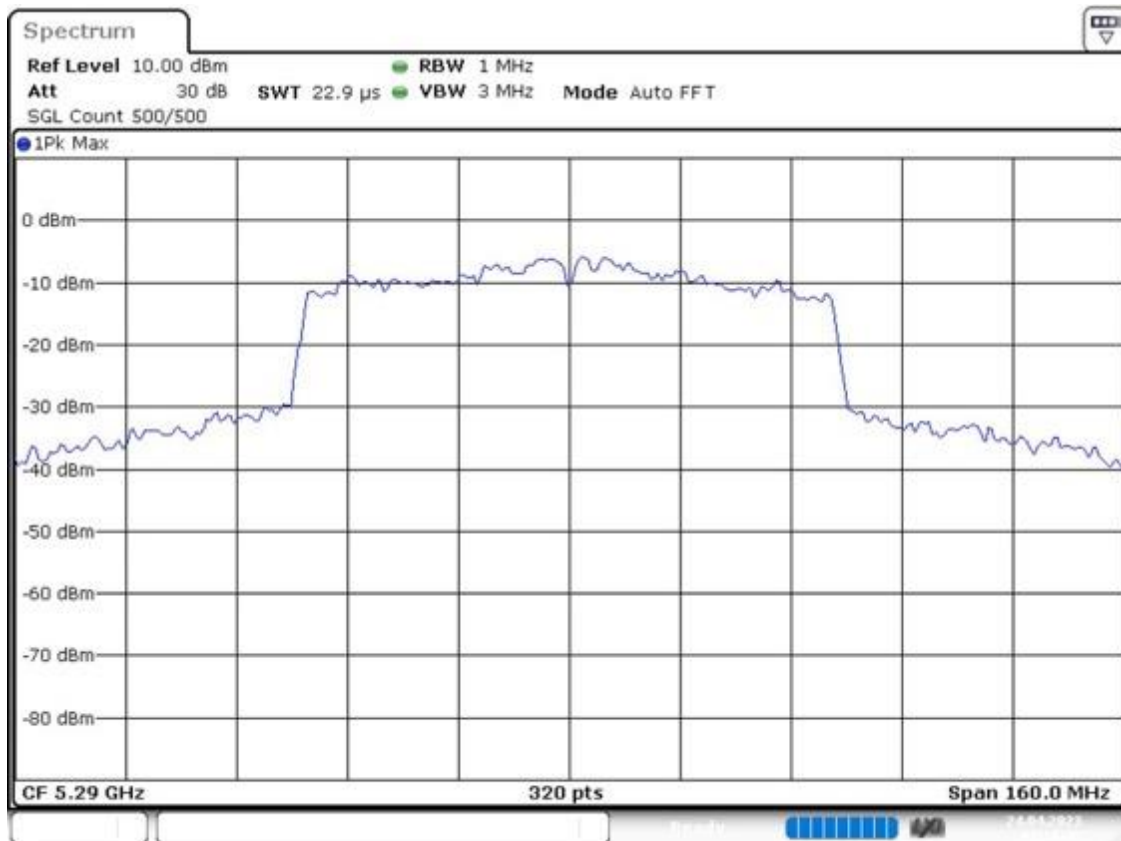
DUT Frequency (MHz)	Result
5290.000000	PASS



99 % Bandwidth



Bandwidth



Date: 24.APR.2023 02:19:41

## Emission Bandwidth 26 dB (5250 MHz; 24.000 dBm; 160 MHz)

Customized settings.

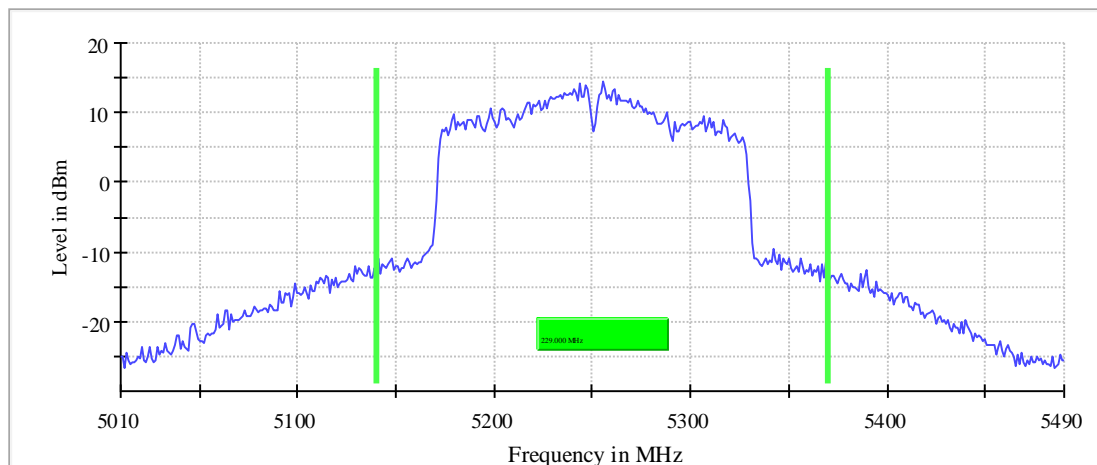
### 26 dB Bandwidth

DUT Frequency (MHz)	Bandwidth (MHz)	Limit Min (MHz)	Limit Max (MHz)	Band Edge Left (MHz)	Band Edge Right (MHz)
5250.000000	229.000000	---	---	5140.500000	5369.500000

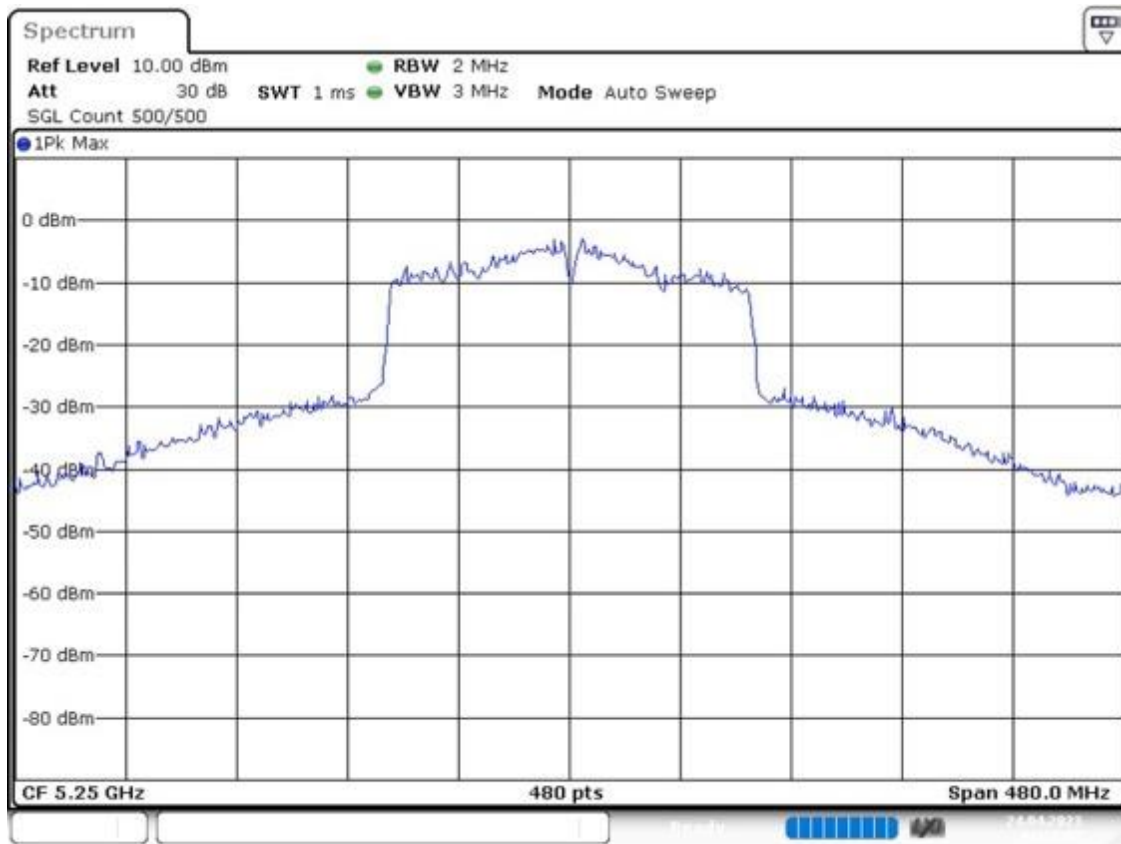
(continuation of the "26 dB Bandwidth" table from column 6 ...)

DUT Frequency (MHz)	Max Level (dBm)	Result
5250.000000	14.4	PASS

26 dB Bandwidth



Bandwidth



Date: 24.APR.2023 02:23:01

### Occupied Channel Bandwidth 99% (5250 MHz; 24.000 dBm; 160 MHz)

Customized settings.

### 99 % Bandwidth

DUT Frequency (MHz)	Bandwidth (MHz)	Limit Min (MHz)	Limit Max (MHz)	Band Edge Left (MHz)	Band Edge Right (MHz)
5250.000000	156.000000	---	---	5171.500000	5327.500000

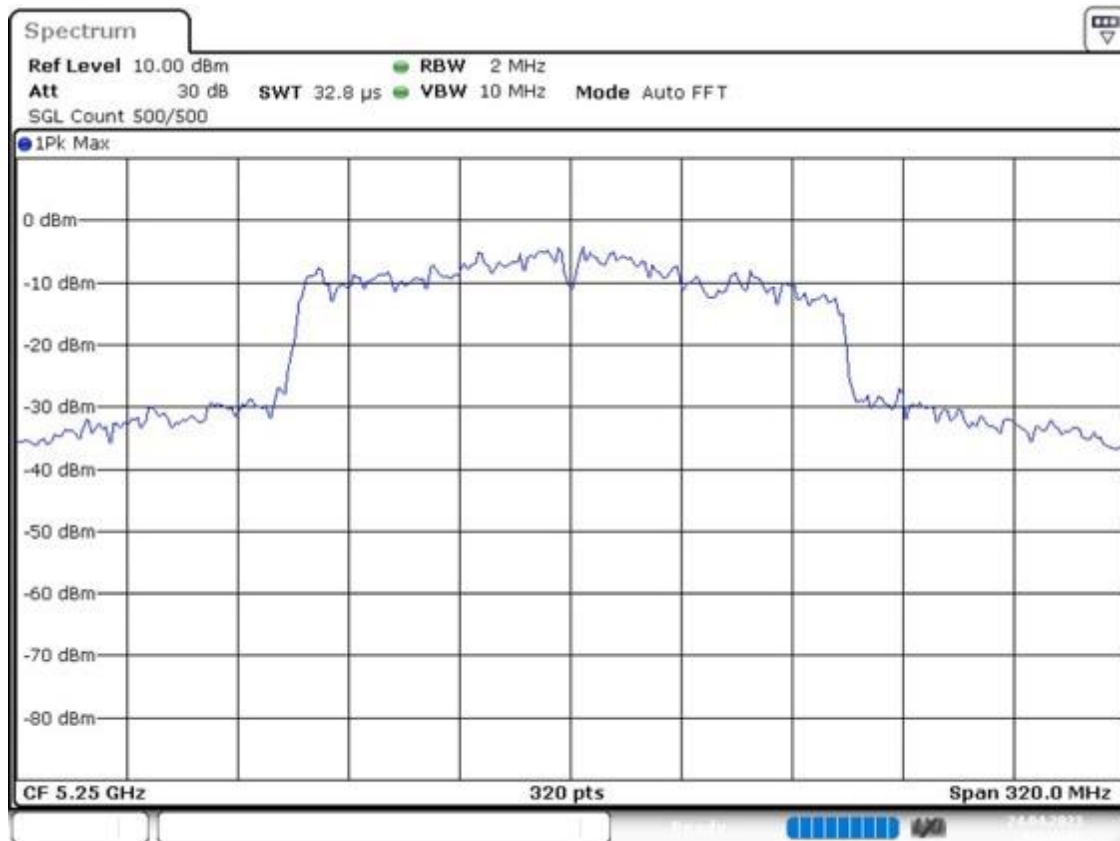
(continuation of the "99 % Bandwidth" table from column 6 ...)

DUT Frequency (MHz)	Result
5250.000000	PASS

99 % Bandwidth



Bandwidth



Date: 24.APR.2023 02:24:20

## 2.2.1 NSS1-PSD

### Summary

Test	Frequency (MHz)	Nominal Power (dBm)	Nominal Bandwidth (MHz)	Result
Power Spectral Density	5260.000	24.0	20.000000	PASS
Power Spectral Density	5280.000	24.0	20.000000	PASS
Power Spectral Density	5320.000	24.0	20.000000	PASS

### Power Spectral Density (5260 MHz; 24.000 dBm; 20 MHz)

Customized settings.

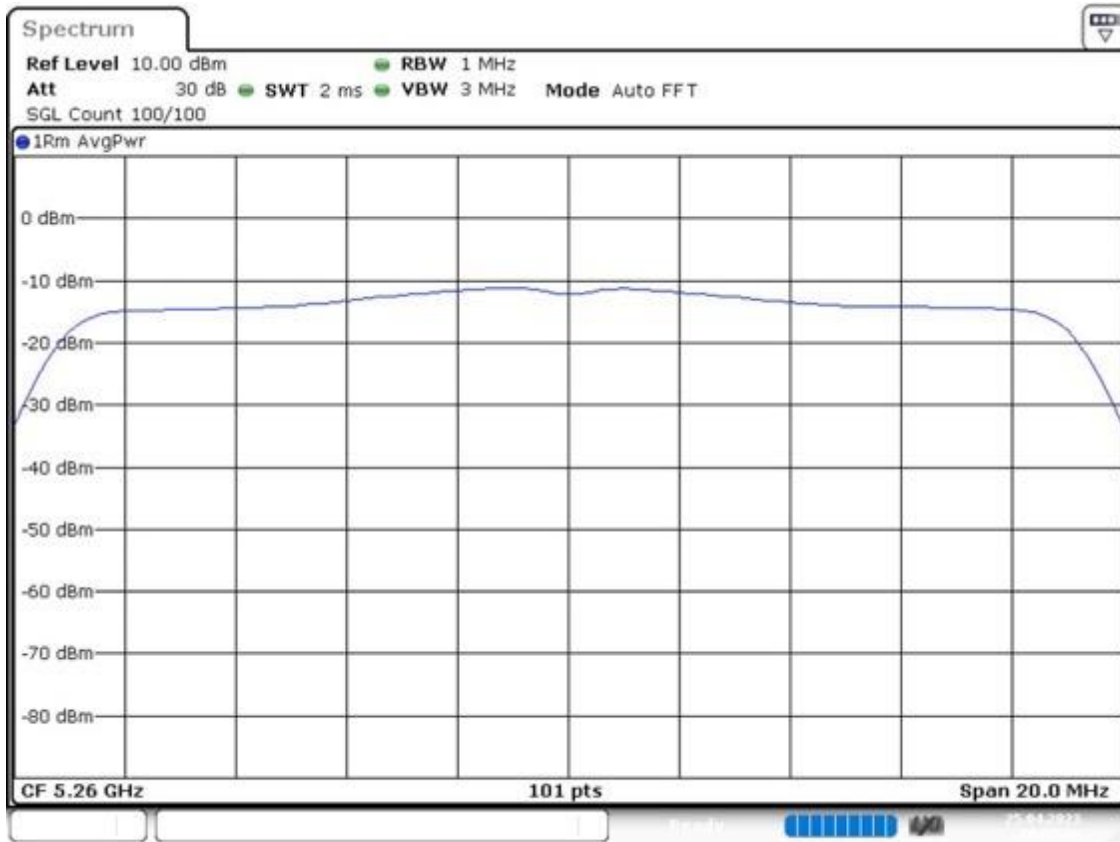
### Result

DUT Frequency (MHz)	Frequency (MHz)	PSD (dBm)	Limit Max (dBm)	Result
5260.000000	5259.009901	9.056	11.0	PASS

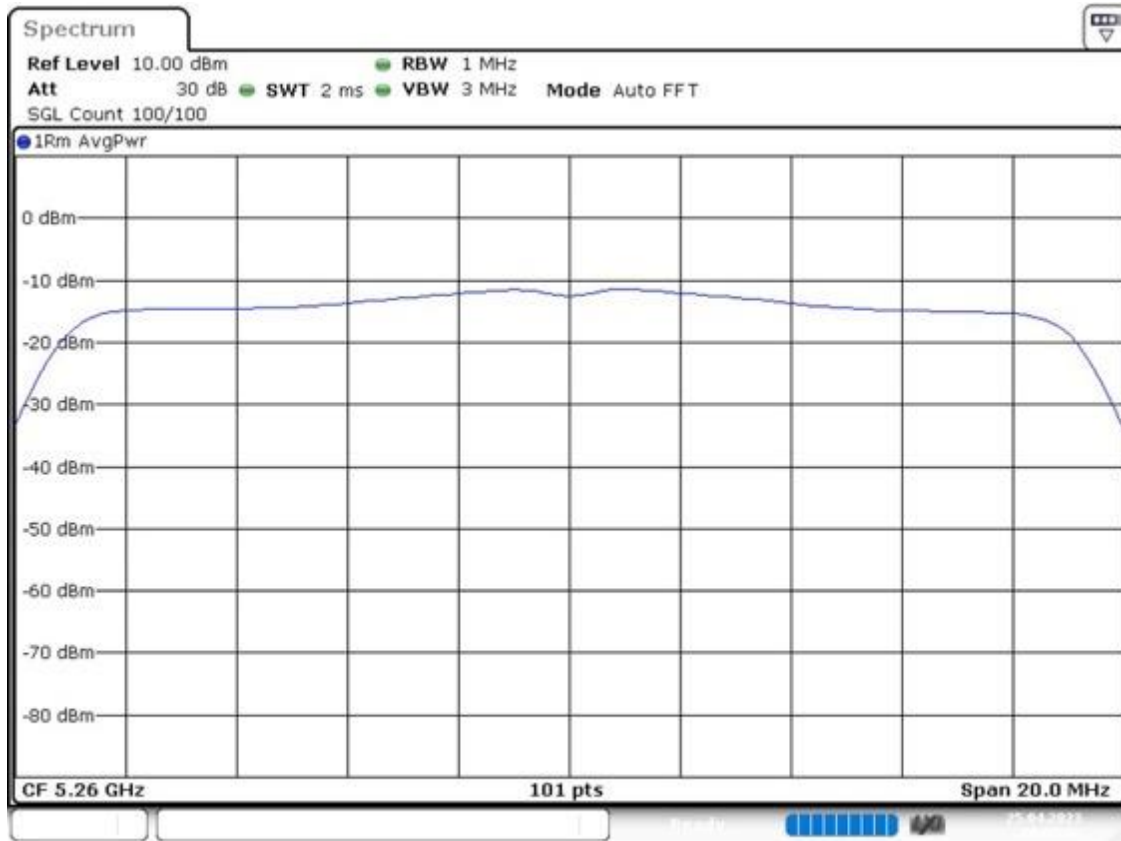
### Ports

Port	State
1	used
2	used

PSD Connector 1



Date: 25.APR.2023 00:55:00

**PSD Connector 2**


Date: 25.APR.2023 00:55:06

**Measurement**

Setting	Instrument Value	Target Value
Start Frequency	5.25000 GHz	5.25000 GHz
Stop Frequency	5.27000 GHz	5.27000 GHz
Span	20.000 MHz	20.000 MHz
RBW	1.000 MHz	<= 1.000 MHz
VBW	3.000 MHz	>= 3.000 MHz
SweepPoints	101	~ 40
SweepTime	2.020 ms	2.020 ms
Reference Level	10.000 dBm	10.000 dBm
Attenuation	30.000 dB	AUTO
Detector	RMS	RMS
SweepCount	100	100
Filter	3 dB	3 dB
Trace Mode	Average Power	Average Power
SweepType	FFT	AUTO
Preamp	off	off

---

## Power Spectral Density (5280 MHz; 24.000 dBm; 20 MHz)

Customized settings.

### Result

DUT Frequency (MHz)	Frequency (MHz)	PSD (dBm)	Limit Max (dBm)	Result
5280.000000	5279.009901	8.953	11.0	PASS

### Ports

Port	State
1	used
2	used

## Power Spectral Density (5320 MHz; 24.000 dBm; 20 MHz)

Customized settings.

### Result

DUT Frequency (MHz)	Frequency (MHz)	PSD (dBm)	Limit Max (dBm)	Result
5320.000000	5319.009901	9.295	11.0	PASS

### Ports

Port	State
1	used
2	used



## 2.3 Ax Mode

### Summary

Test	Frequency (MHz)	Nominal Power (dBm)	Nominal Bandwidth (MHz)	Result
Emission Bandwidth 26 dB	5260.000	24.0	20.000000	PASS
RF output power	5260.000	24.0	20.000000	PASS
Power Spectral Density	5260.000	24.0	20.000000	PASS
Occupied Channel Bandwidth 99%	5260.000	24.0	20.000000	PASS
Emission Bandwidth 26 dB	5280.000	24.0	20.000000	PASS
Occupied Channel Bandwidth 99%	5280.000	24.0	20.000000	PASS
Emission Bandwidth 26 dB	5320.000	24.0	20.000000	PASS
Occupied Channel Bandwidth 99%	5320.000	24.0	20.000000	PASS
Emission Bandwidth 26 dB	5270.000	24.0	40.000000	PASS
Occupied Channel Bandwidth 99%	5270.000	24.0	40.000000	PASS
Emission Bandwidth 26 dB	5310.000	24.0	40.000000	PASS
Occupied Channel Bandwidth 99%	5310.000	24.0	40.000000	PASS
Emission Bandwidth 26 dB	5290.000	24.0	80.000000	PASS
Occupied Channel Bandwidth 99%	5290.000	24.0	80.000000	PASS
Emission Bandwidth 26 dB	5250.000	24.0	160.000000	PASS
Occupied Channel Bandwidth 99%	5250.000	24.0	160.000000	PASS

### Emission Bandwidth 26 dB (5260 MHz; 24.000 dBm; 20 MHz)

Customized settings.

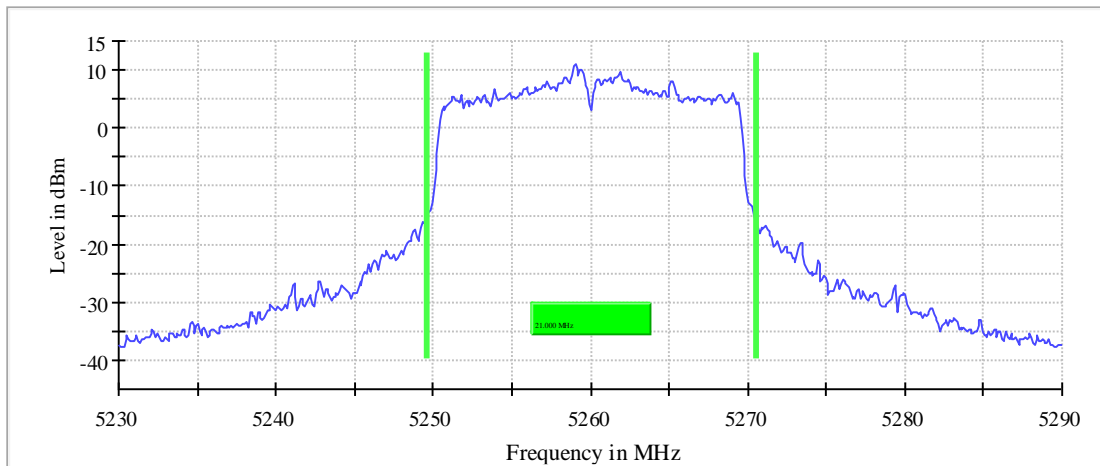
### 26 dB Bandwidth

DUT Frequency (MHz)	Bandwidth (MHz)	Limit Min (MHz)	Limit Max (MHz)	Band Edge Left (MHz)	Band Edge Right (MHz)
5260.000000	21.000000	---	---	5249.550000	5270.550000

(continuation of the "26 dB Bandwidth" table from column 6 ...)

DUT Frequency (MHz)	Max Level (dBm)	Result
5260.000000	10.9	PASS

26 dB Bandwidth



Bandwidth



Date: 24.APR.2023 02:30:15

## Measurement

Setting	Instrument Value	Target Value
Start Frequency	5.23000 GHz	5.23000 GHz
Stop Frequency	5.29000 GHz	5.29000 GHz
Span	60.000 MHz	60.000 MHz
RBW	200.000 kHz	~ 200.000 kHz
VBW	300.000 kHz	>= 240.000 kHz
SweepPoints	600	~ 600
SweepTime	37.969 $\mu$ s	AUTO
Reference Level	10.000 dBm	10.000 dBm
Attenuation	30.000 dB	AUTO
Detector	MaxPeak	MaxPeak
SweepCount	500	500
Filter	3 dB	3 dB
Trace Mode	Max Hold	Max Hold
SweepType	FFT	AUTO
Preamp	off	off

## RF output power (5260 MHz; 24.000 dBm; 20 MHz)

Customized settings.

## Result

DUT Frequency (MHz)	Gated RMS (dBm)	Limit Max (dBm)	Gated EIRP (dBm)	DutyCycle (%)	Result
5260.000000	22.7	24.0	22.7	91.627	PASS

## OSP PowerMeter settings

Setting	Instrument Value	Target Value
Measurement Time	1.000 s	1.000 s
Points	1000000	1000000
Time resolution	1.000 $\mu$ s	1.000 $\mu$ s

## Power Spectral Density (5260 MHz; 24.000 dBm; 20 MHz)

Customized settings.

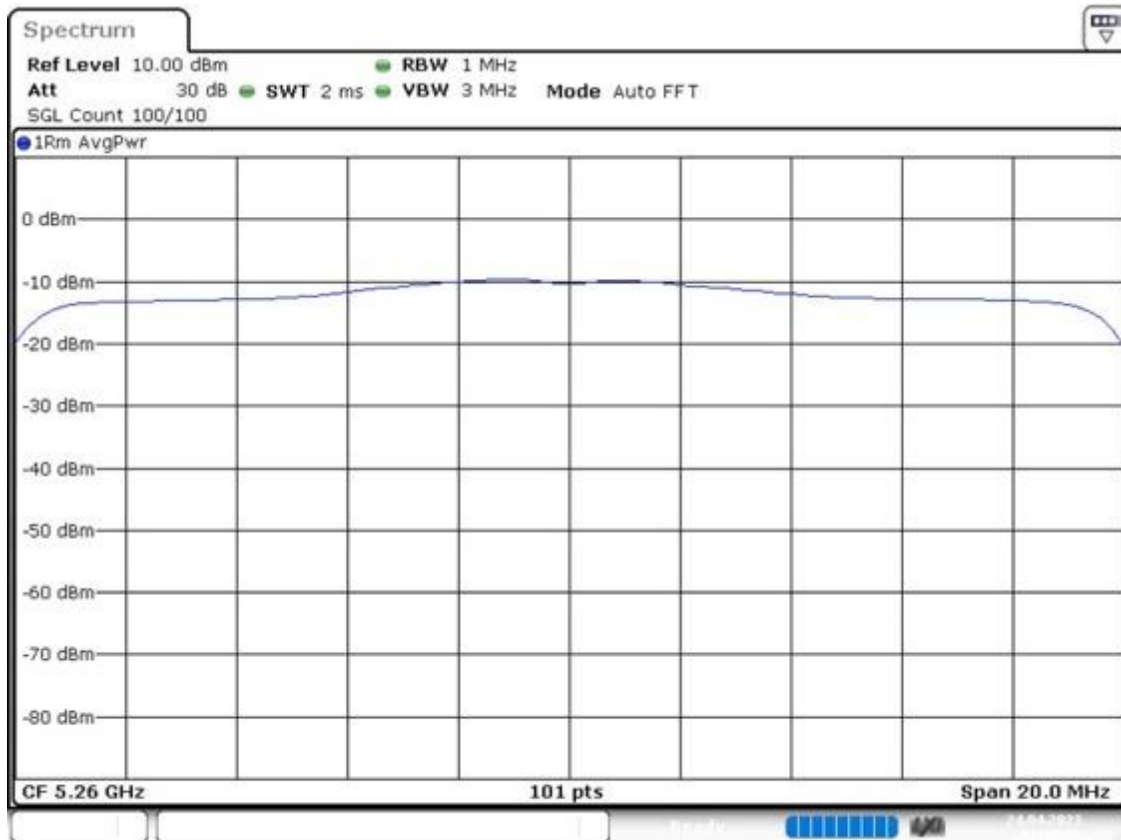
### Result

DUT Frequency (MHz)	Frequency (MHz)	PSD (dBm)	Limit Max (dBm)	Result
5260.000000	5259.009901	10.625	11.0	PASS

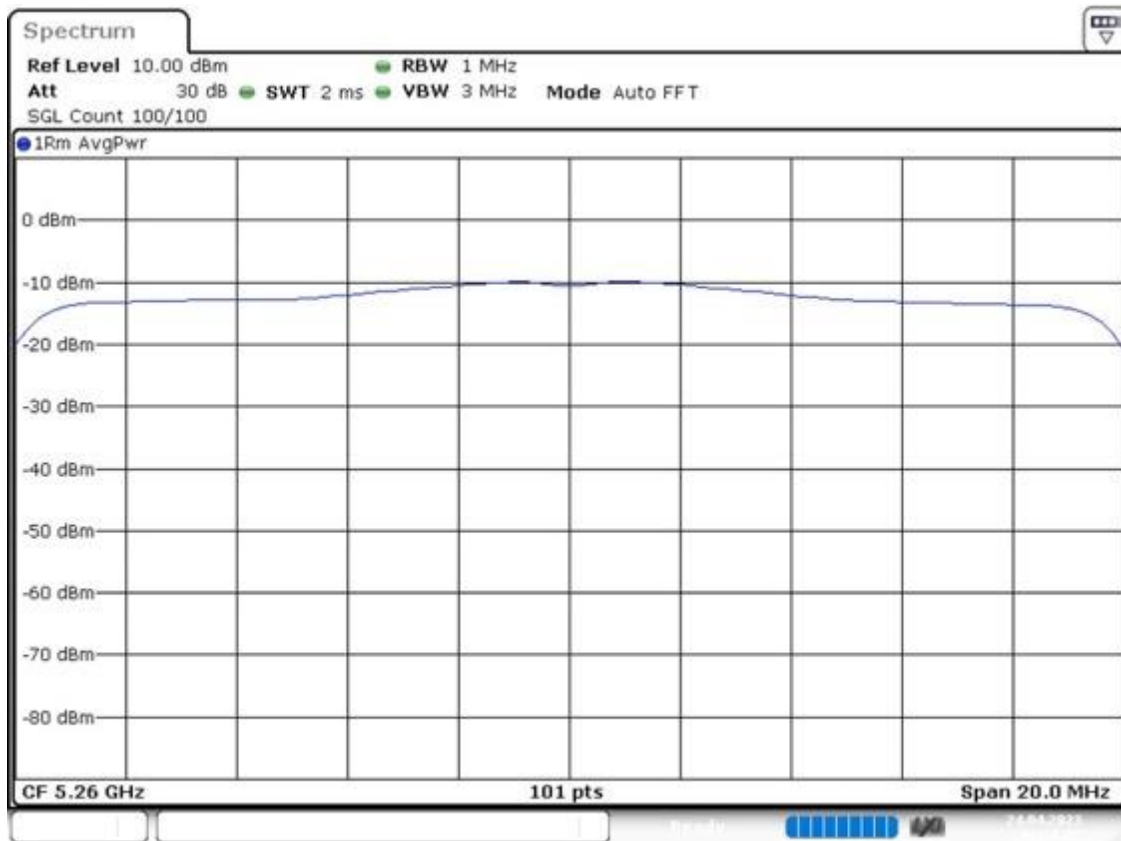
### Ports

Port	State
1	used
2	used

PSD Connector 1



Date: 24.APR.2023 02:30:55

**PSD Connector 2**


Date: 24.APR.2023 02:31:02

**Measurement**

Setting	Instrument Value	Target Value
Start Frequency	5.25000 GHz	5.25000 GHz
Stop Frequency	5.27000 GHz	5.27000 GHz
Span	20.000 MHz	20.000 MHz
RBW	1.000 MHz	<= 1.000 MHz
VBW	3.000 MHz	>= 3.000 MHz
SweepPoints	101	~ 40
SweepTime	2.020 ms	2.020 ms
Reference Level	10.000 dBm	10.000 dBm
Attenuation	30.000 dB	AUTO
Detector	RMS	RMS
SweepCount	100	100
Filter	3 dB	3 dB
Trace Mode	Average Power	Average Power
SweepType	FFT	AUTO
Preamp	off	off

## Occupied Channel Bandwidth 99% (5260 MHz; 24.000 dBm; 20 MHz)

Customized settings.

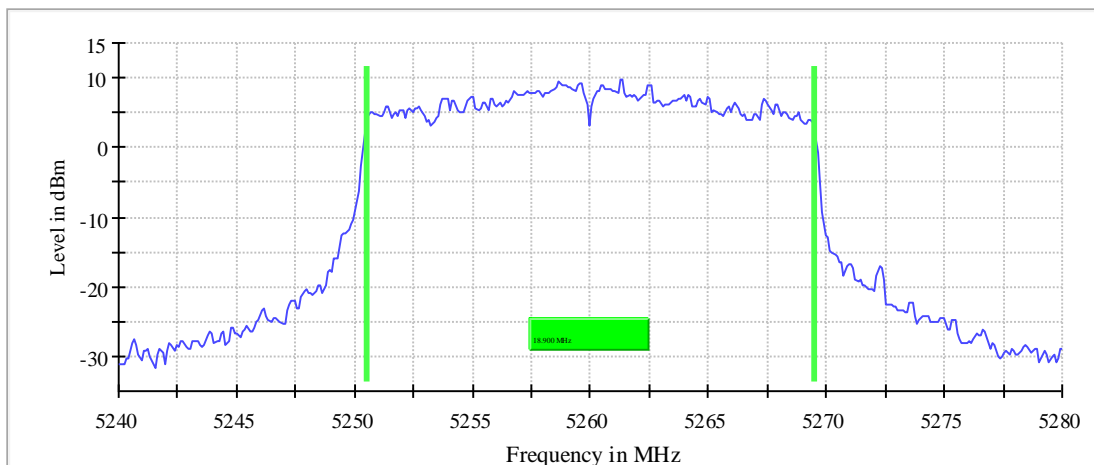
### 99 % Bandwidth

DUT Frequency (MHz)	Bandwidth (MHz)	Limit Min (MHz)	Limit Max (MHz)	Band Edge Left (MHz)	Band Edge Right (MHz)
5260.000000	18.900000	---	---	5250.550000	5269.450000

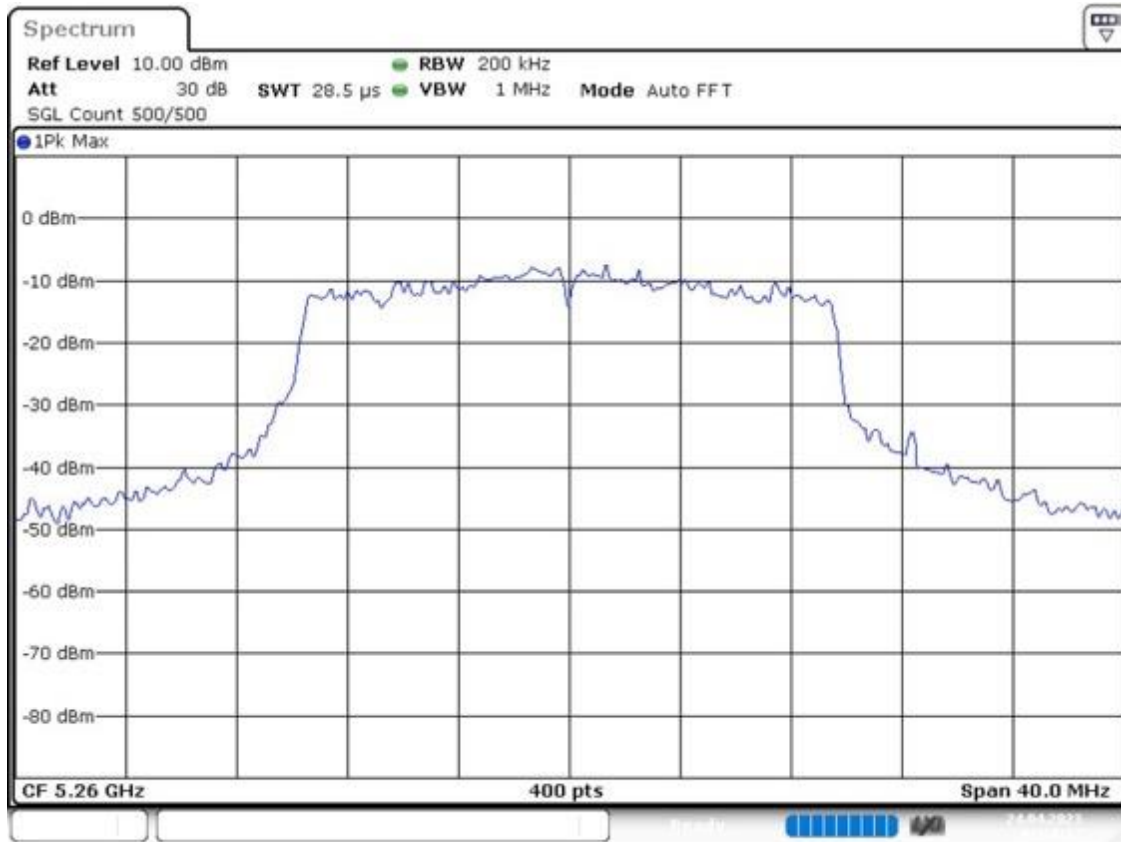
(continuation of the "99 % Bandwidth" table from column 6 ...)

DUT Frequency (MHz)	Result
5260.000000	PASS

99 % Bandwidth



Bandwidth



Date: 24.APR.2023 02:31:13

## Measurement

Setting	Instrument Value	Target Value
Start Frequency	5.24000 GHz	5.24000 GHz
Stop Frequency	5.28000 GHz	5.28000 GHz
Span	40.000 MHz	40.000 MHz
RBW	200.000 kHz	$\geq$ 200.000 kHz
VBW	1.000 MHz	$\geq$ 600.000 kHz
SweepPoints	400	~ 400
Sweeptime	28.477 $\mu$ s	AUTO
Reference Level	10.000 dBm	10.000 dBm
Attenuation	30.000 dB	AUTO
Detector	MaxPeak	MaxPeak
SweepCount	500	500
Filter	3 dB	3 dB
Trace Mode	Max Hold	Max Hold
SweepType	FFT	AUTO
Preamp	off	off

## Emission Bandwidth 26 dB (5280 MHz; 24.000 dBm; 20 MHz)

Customized settings.

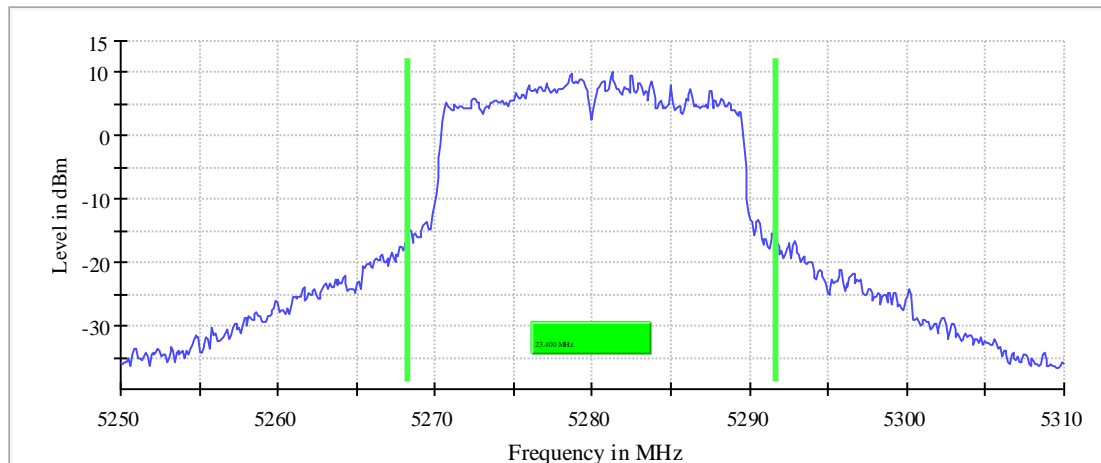
### 26 dB Bandwidth

DUT Frequency (MHz)	Bandwidth (MHz)	Limit Min (MHz)	Limit Max (MHz)	Band Edge Left (MHz)	Band Edge Right (MHz)
5280.000000	23.400000	---	---	5268.250000	5291.650000

(continuation of the "26 dB Bandwidth" table from column 6 ...)

DUT Frequency (MHz)	Max Level (dBm)	Result
5280.000000	10.2	PASS

26 dB Bandwidth



Bandwidth





Date: 24.APR.2023 02:32:53

**Occupied Channel Bandwidth 99% (5280 MHz; 24.000 dBm; 20 MHz)**

Customized settings.

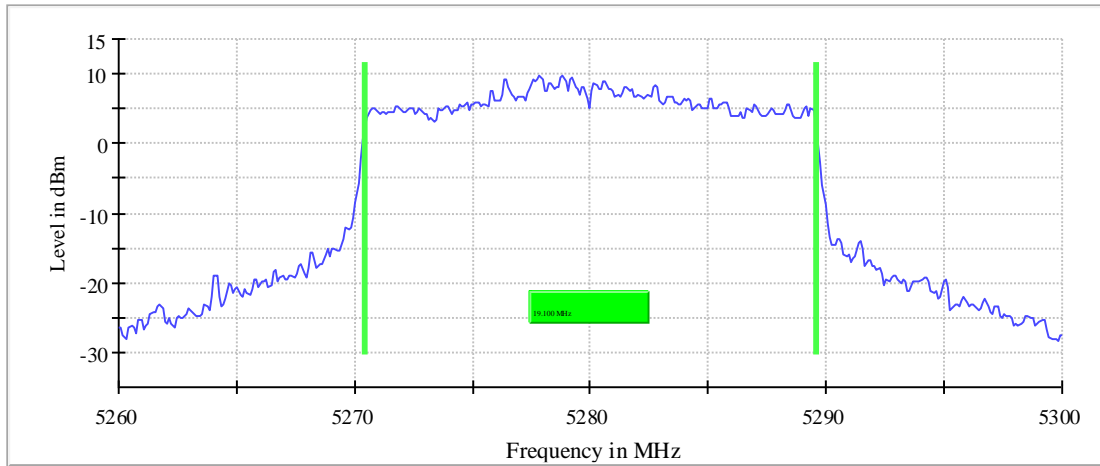
**99 % Bandwidth**

DUT Frequency (MHz)	Bandwidth (MHz)	Limit Min (MHz)	Limit Max (MHz)	Band Edge Left (MHz)	Band Edge Right (MHz)
5280.000000	19.100000	---	---	5270.450000	5289.550000

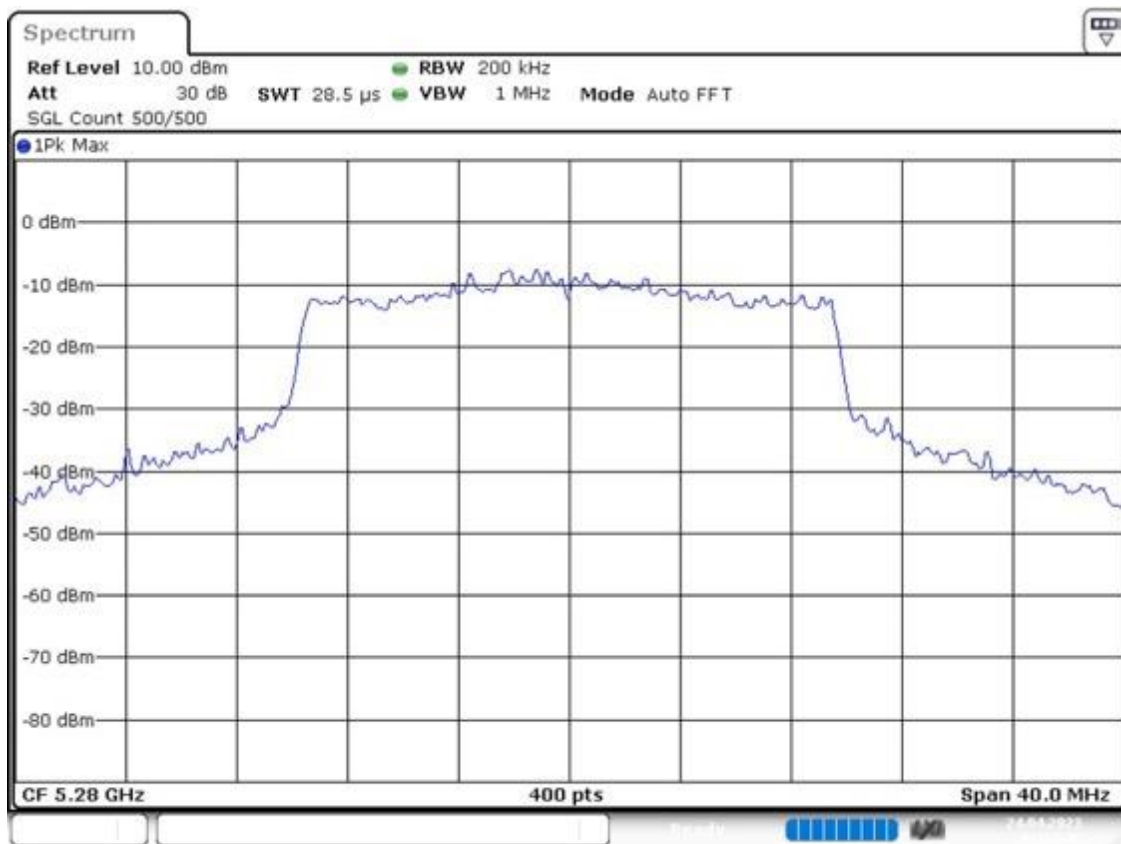
(continuation of the "99 % Bandwidth" table from column 6 ...)

DUT Frequency (MHz)	Result
5280.000000	PASS

99 % Bandwidth



Bandwidth



Date: 24.APR.2023 02:33:49

## Emission Bandwidth 26 dB (5320 MHz; 24.000 dBm; 20 MHz)

Customized settings.

### 26 dB Bandwidth

DUT Frequency (MHz)	Bandwidth (MHz)	Limit Min (MHz)	Limit Max (MHz)	Band Edge Left (MHz)	Band Edge Right (MHz)
5320.000000	21.300000	---	---	5309.150000	5330.450000

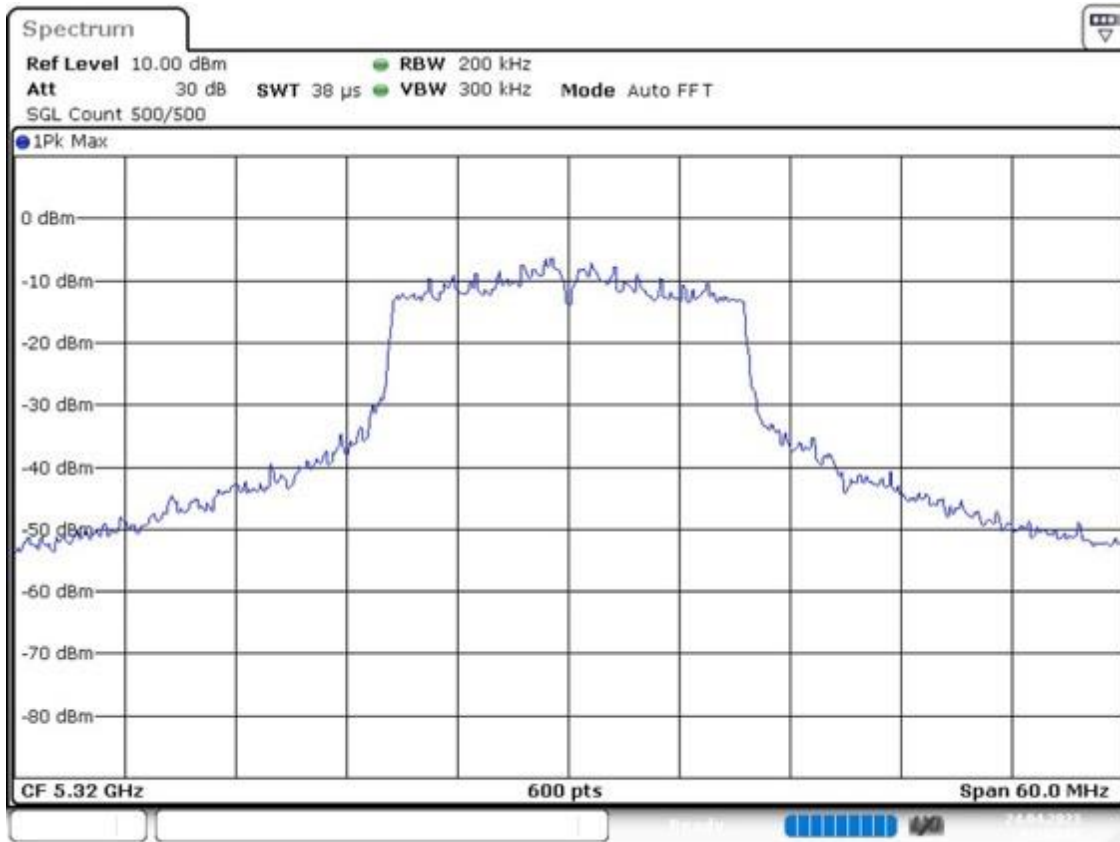
(continuation of the "26 dB Bandwidth" table from column 6 ...)

DUT Frequency (MHz)	Max Level (dBm)	Result
5320.000000	11.0	PASS

26 dB Bandwidth



Bandwidth



Date: 24.APR.2023 02:34:10

### Occupied Channel Bandwidth 99% (5320 MHz; 24.000 dBm; 20 MHz)

Customized settings.

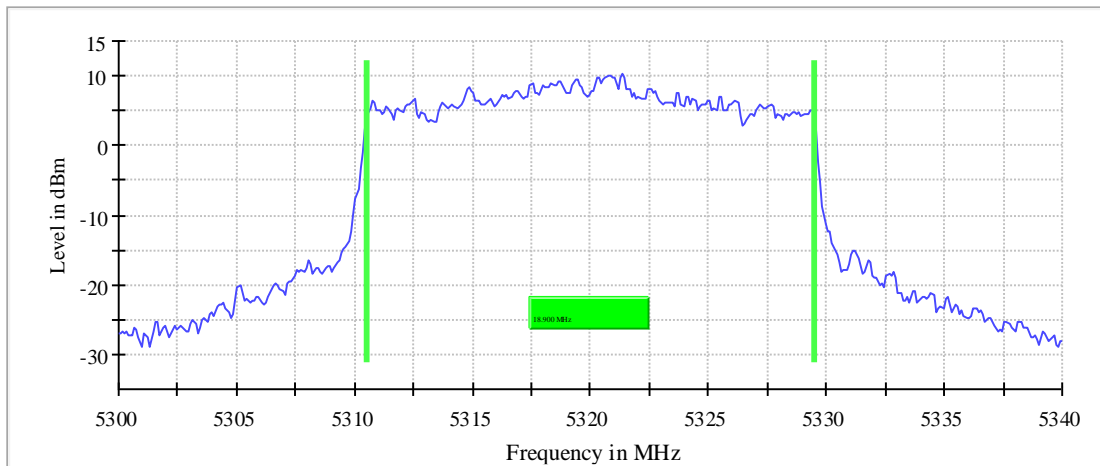
### 99 % Bandwidth

DUT Frequency (MHz)	Bandwidth (MHz)	Limit Min (MHz)	Limit Max (MHz)	Band Edge Left (MHz)	Band Edge Right (MHz)
5320.000000	18.900000	---	---	5310.550000	5329.450000

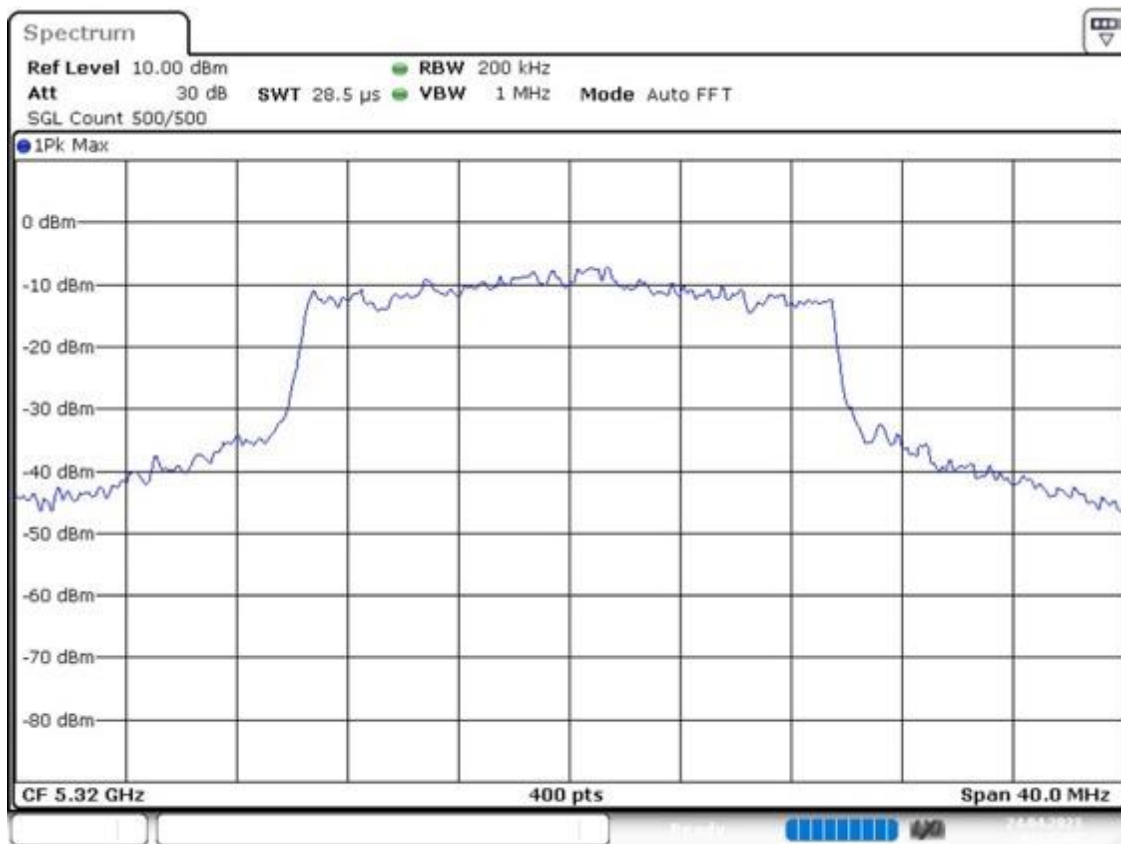
(continuation of the "99 % Bandwidth" table from column 6 ...)

DUT Frequency (MHz)	Result
5320.000000	PASS

99 % Bandwidth



Bandwidth



Date: 24.APR.2023 02:35:07

## Emission Bandwidth 26 dB (5270 MHz; 24.000 dBm; 40 MHz)

Customized settings.

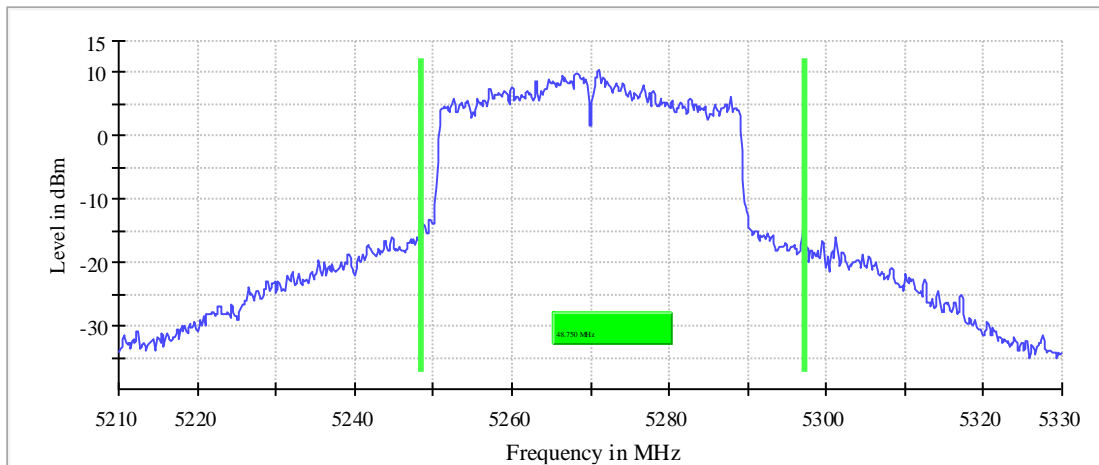
### 26 dB Bandwidth

DUT Frequency (MHz)	Bandwidth (MHz)	Limit Min (MHz)	Limit Max (MHz)	Band Edge Left (MHz)	Band Edge Right (MHz)
5270.000000	48.750000	---	---	5248.475000	5297.225000

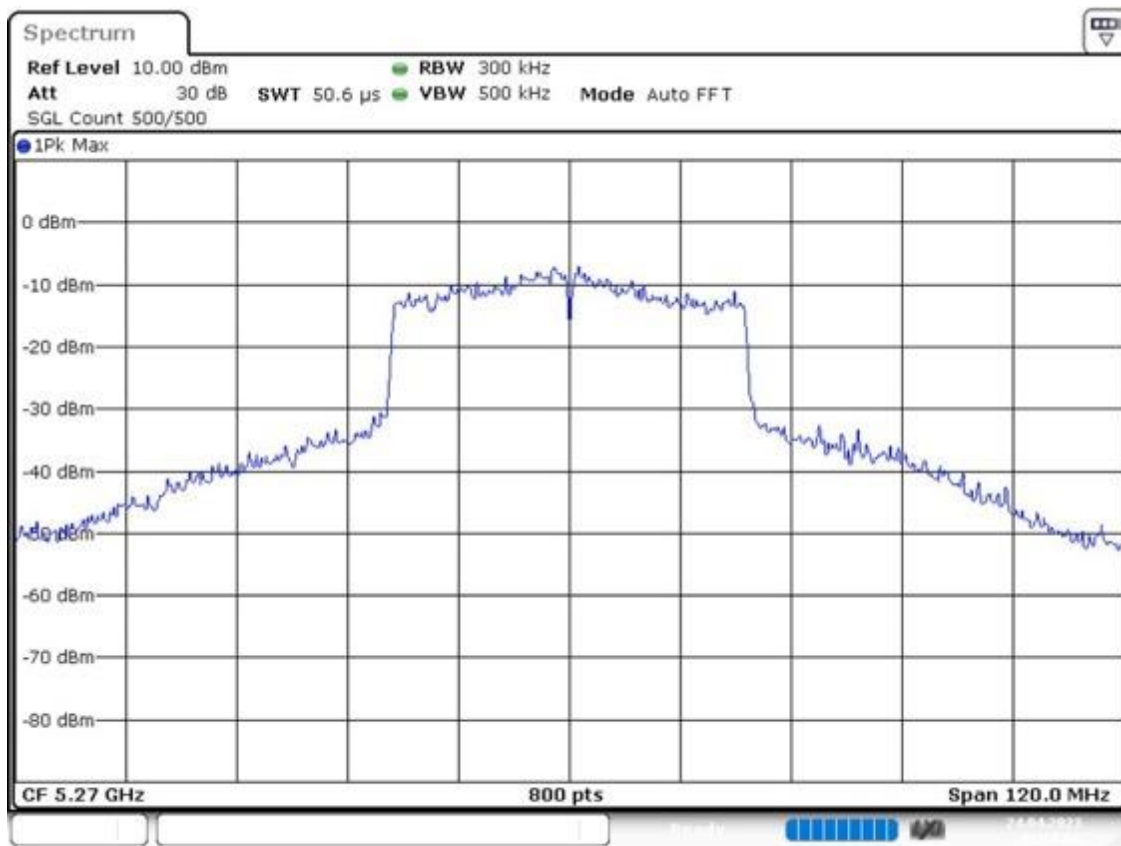
(continuation of the "26 dB Bandwidth" table from column 6 ...)

DUT Frequency (MHz)	Max Level (dBm)	Result
5270.000000	10.3	PASS

26 dB Bandwidth



Bandwidth



Date: 24.APR.2023 02:37:08

**Occupied Channel Bandwidth 99% (5270 MHz; 24.000 dBm; 40 MHz)**

Customized settings.

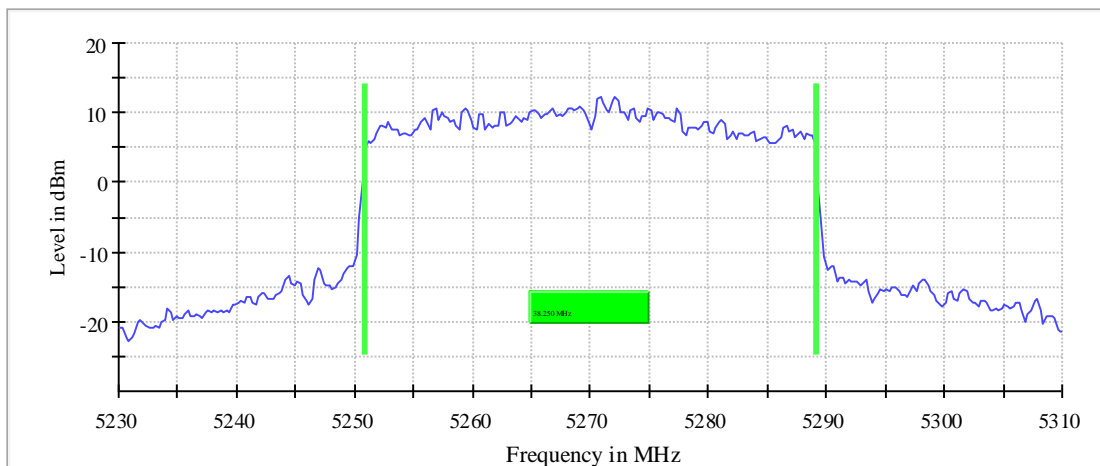
**99 % Bandwidth**

DUT Frequency (MHz)	Bandwidth (MHz)	Limit Min (MHz)	Limit Max (MHz)	Band Edge Left (MHz)	Band Edge Right (MHz)
5270.000000	38.250000	---	---	5250.875000	5289.125000

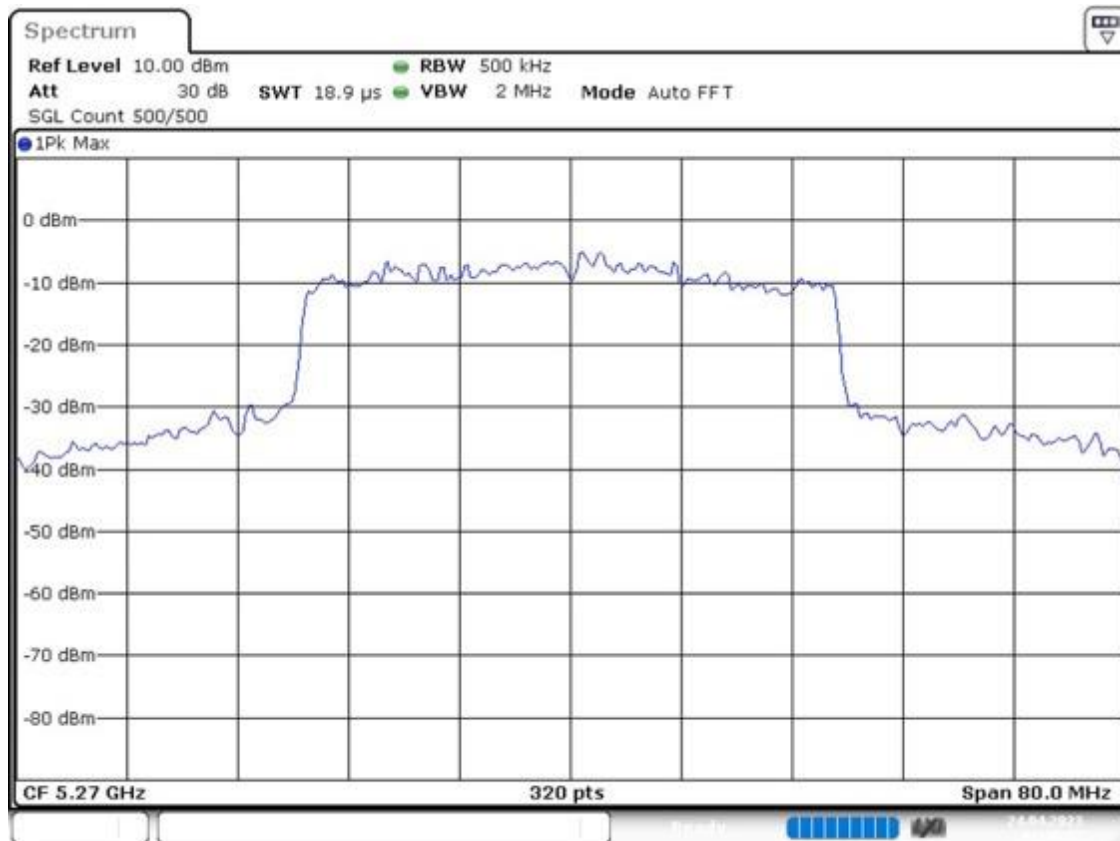
(continuation of the "99 % Bandwidth" table from column 6 ...)

DUT Frequency (MHz)	Result
5270.000000	PASS

99 % Bandwidth



Bandwidth



Date: 24.APR.2023 02:36:02



## Emission Bandwidth 26 dB (5310 MHz; 24.000 dBm; 40 MHz)

Customized settings.

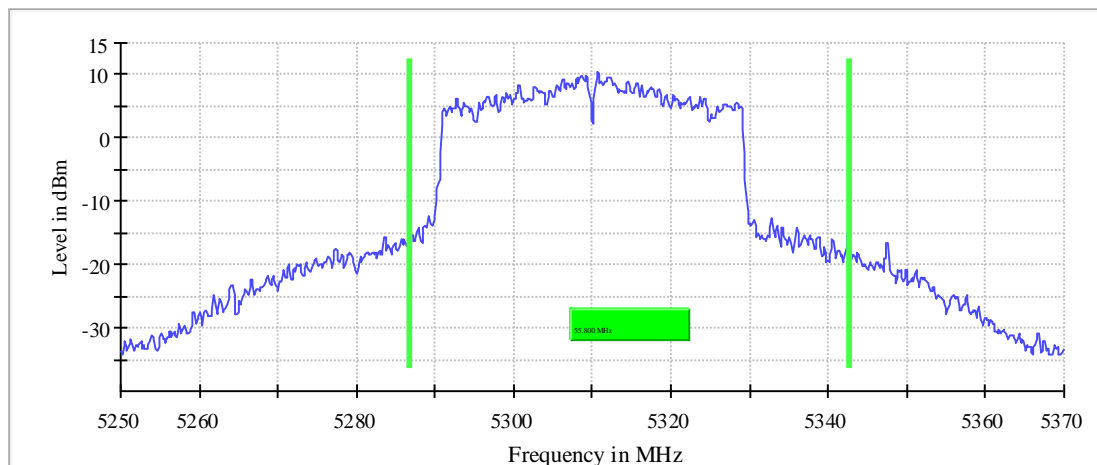
### 26 dB Bandwidth

DUT Frequency (MHz)	Bandwidth (MHz)	Limit Min (MHz)	Limit Max (MHz)	Band Edge Left (MHz)	Band Edge Right (MHz)
5310.000000	55.800000	---	---	5286.825000	5342.625000

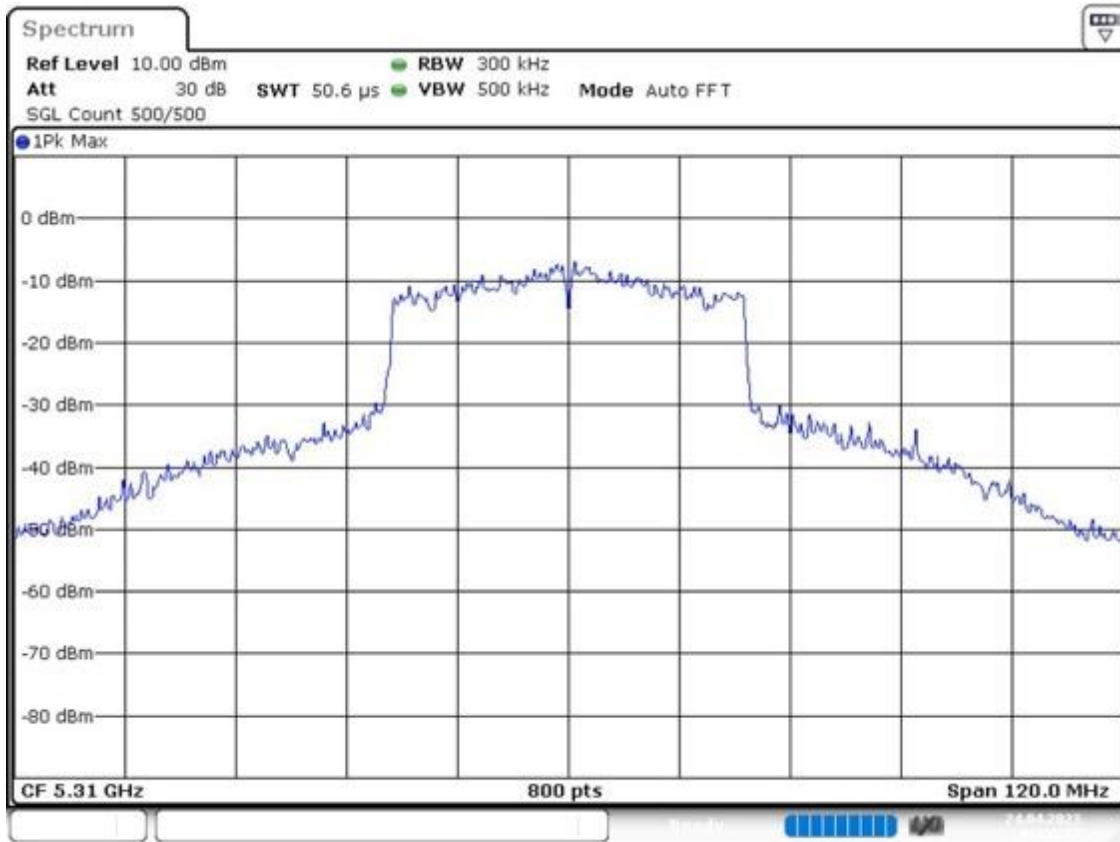
(continuation of the "26 dB Bandwidth" table from column 6 ...)

DUT Frequency (MHz)	Max Level (dBm)	Result
5310.000000	10.5	PASS

26 dB Bandwidth



Bandwidth



Date: 24.APR.2023 02:40:37

**Occupied Channel Bandwidth 99% (5310 MHz; 24.000 dBm; 40 MHz)**

Customized settings.

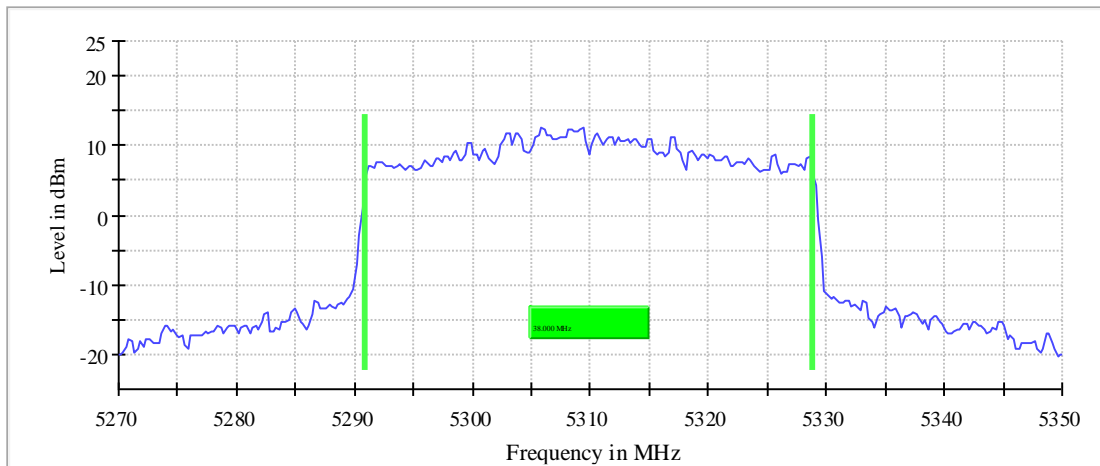
**99 % Bandwidth**

DUT Frequency (MHz)	Bandwidth (MHz)	Limit Min (MHz)	Limit Max (MHz)	Band Edge Left (MHz)	Band Edge Right (MHz)
5310.000000	38.000000	---	---	5290.875000	5328.875000

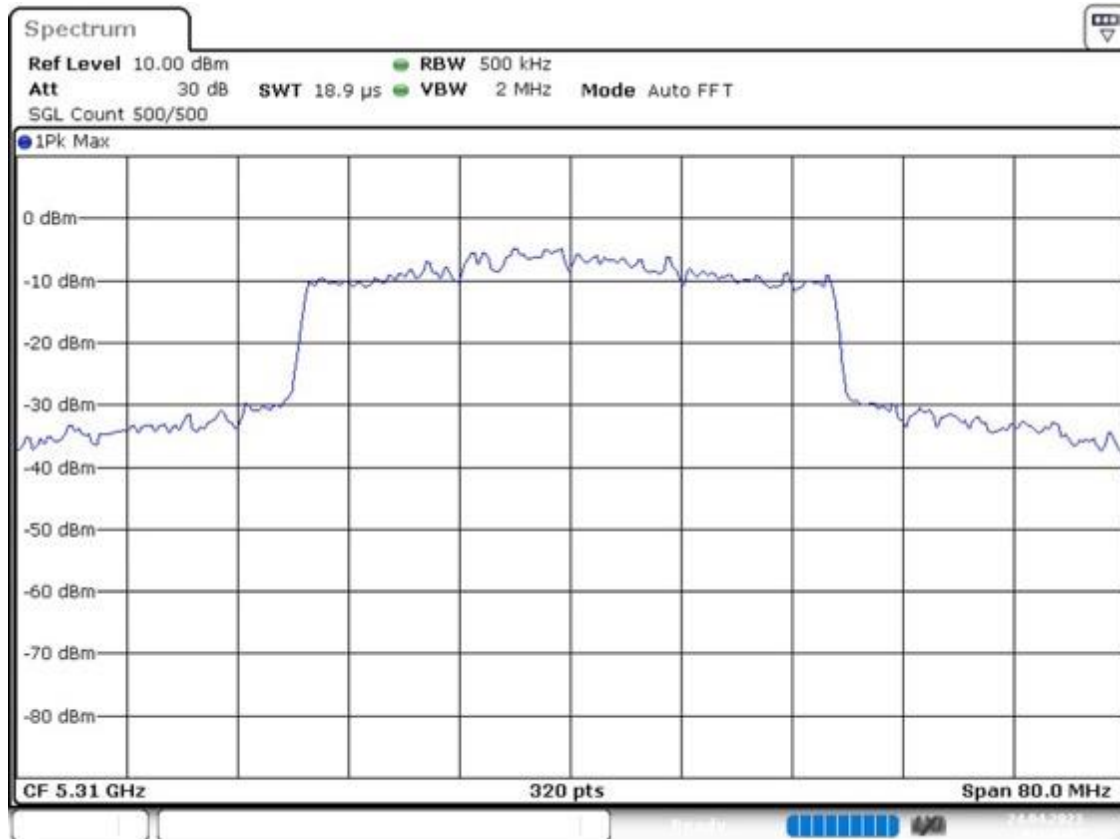
(continuation of the "99 % Bandwidth" table from column 6 ...)

DUT Frequency (MHz)	Result
5310.000000	PASS

99 % Bandwidth



Bandwidth



Date: 24.APR.2023 02:41:31

## Emission Bandwidth 26 dB (5290 MHz; 24.000 dBm; 80 MHz)

Customized settings.

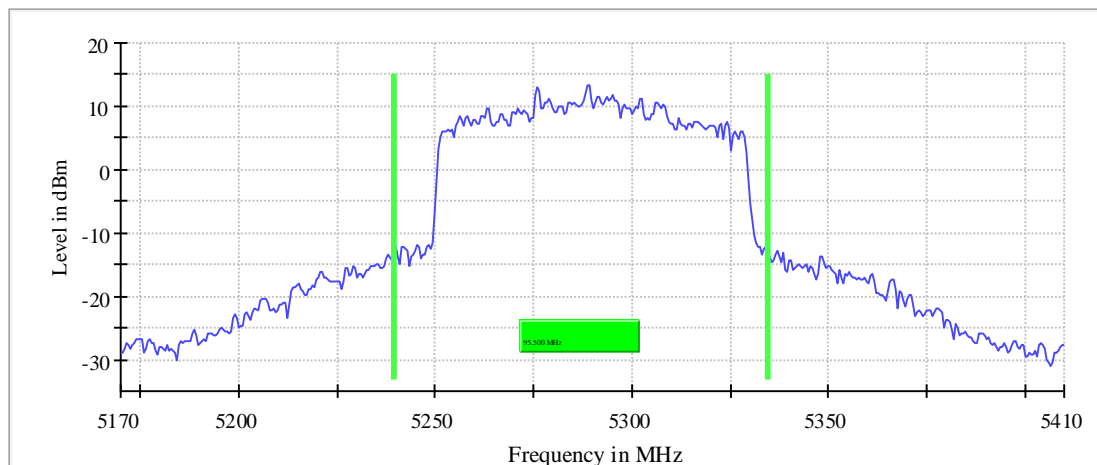
### 26 dB Bandwidth

DUT Frequency (MHz)	Bandwidth (MHz)	Limit Min (MHz)	Limit Max (MHz)	Band Edge Left (MHz)	Band Edge Right (MHz)
5290.000000	95.500000	---	---	5239.250000	5334.750000

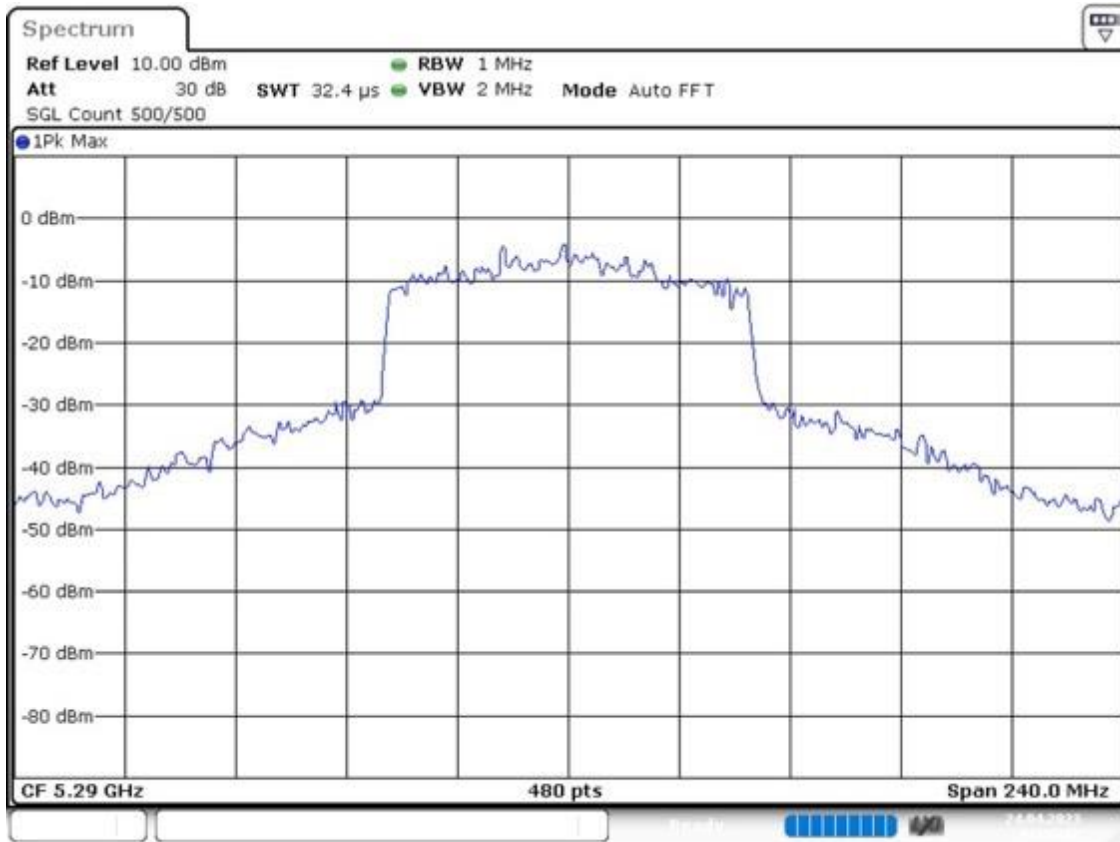
(continuation of the "26 dB Bandwidth" table from column 6 ...)

DUT Frequency (MHz)	Max Level (dBm)	Result
5290.000000	13.3	PASS

26 dB Bandwidth



Bandwidth



Date: 24.APR.2023 02:43:28

**Occupied Channel Bandwidth 99% (5290 MHz; 24.000 dBm; 80 MHz)**

Customized settings.

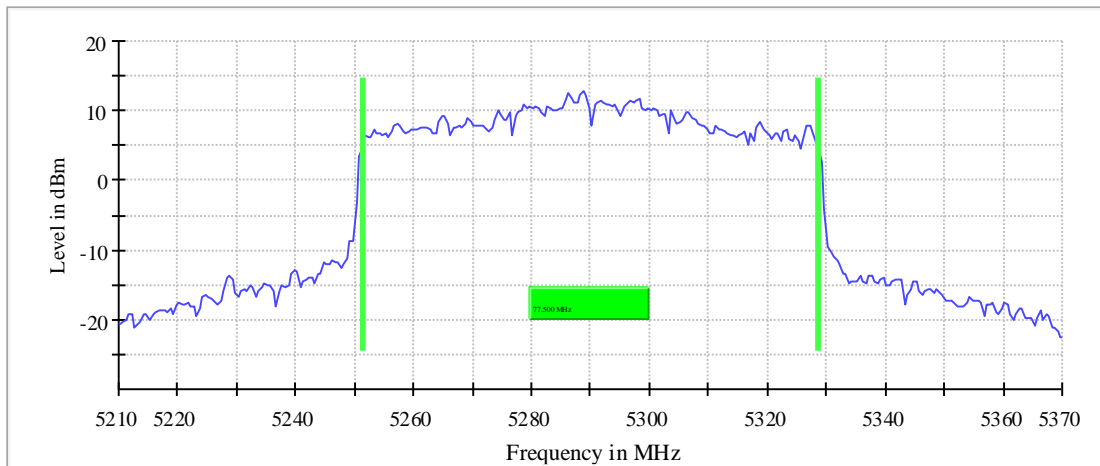
**99 % Bandwidth**

DUT Frequency (MHz)	Bandwidth (MHz)	Limit Min (MHz)	Limit Max (MHz)	Band Edge Left (MHz)	Band Edge Right (MHz)
5290.000000	77.500000	---	---	5251.250000	5328.750000

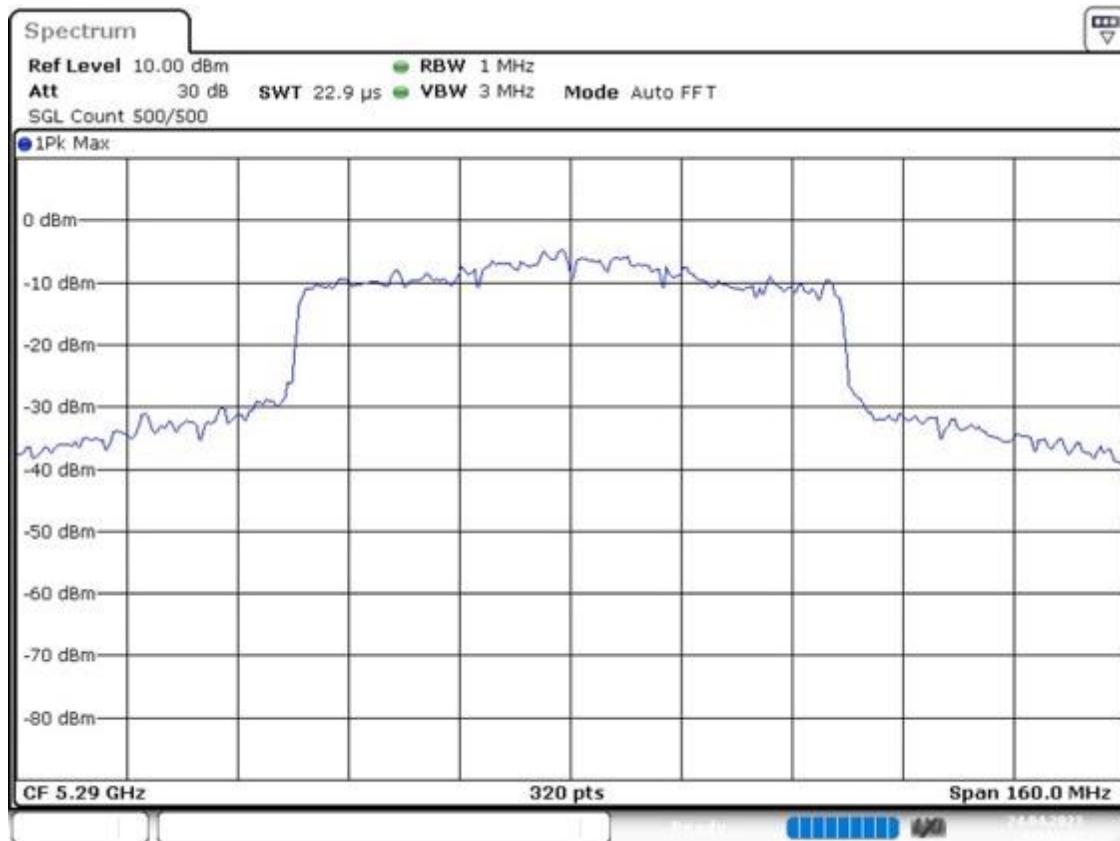
(continuation of the "99 % Bandwidth" table from column 6 ...)

DUT Frequency (MHz)	Result
5290.000000	PASS

99 % Bandwidth



Bandwidth



Date: 24.APR.2023 02:44:32

## Emission Bandwidth 26 dB (5250 MHz; 24.000 dBm; 160 MHz)

Customized settings.

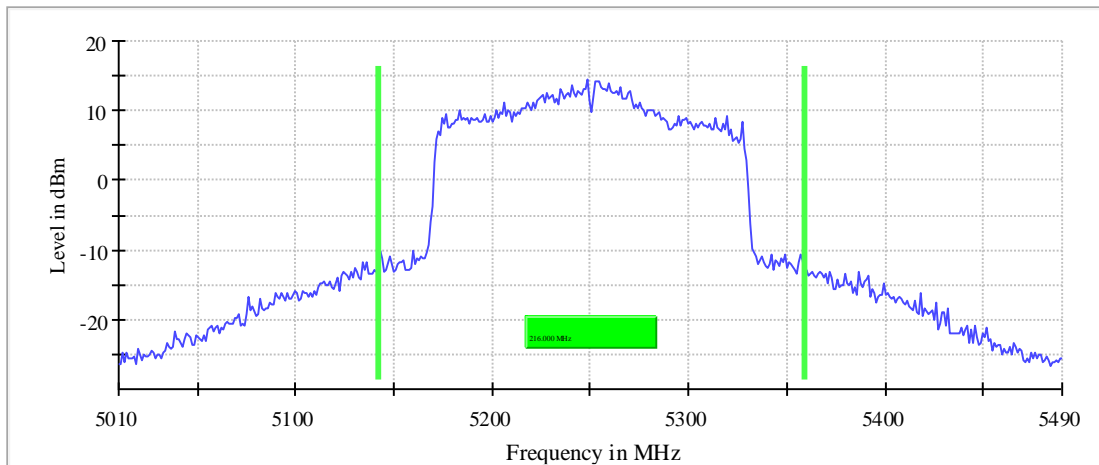
### 26 dB Bandwidth

DUT Frequency (MHz)	Bandwidth (MHz)	Limit Min (MHz)	Limit Max (MHz)	Band Edge Left (MHz)	Band Edge Right (MHz)
5250.000000	216.000000	---	---	5142.500000	5358.500000

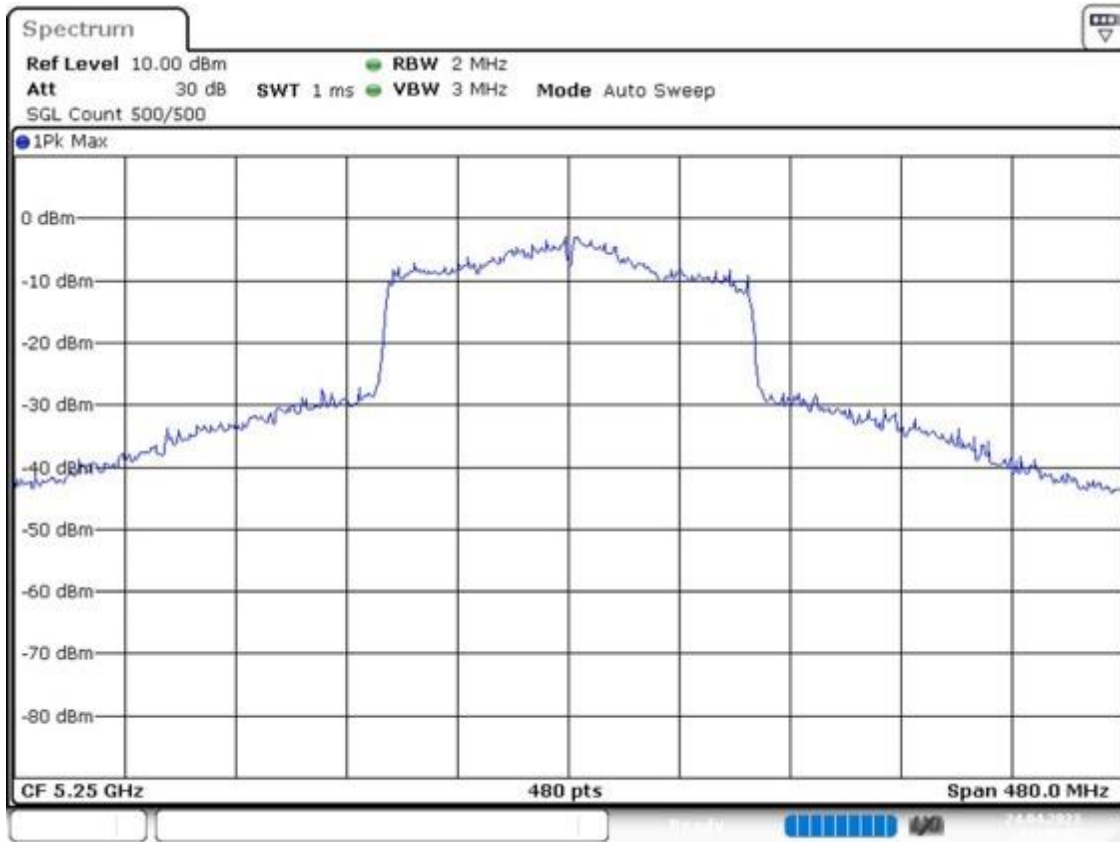
(continuation of the "26 dB Bandwidth" table from column 6 ...)

DUT Frequency (MHz)	Max Level (dBm)	Result
5250.000000	14.5	PASS

26 dB Bandwidth



Bandwidth



Date: 24.APR.2023 02:45:52

**Occupied Channel Bandwidth 99% (5250 MHz; 24.000 dBm; 160 MHz)**

Customized settings.

**99 % Bandwidth**

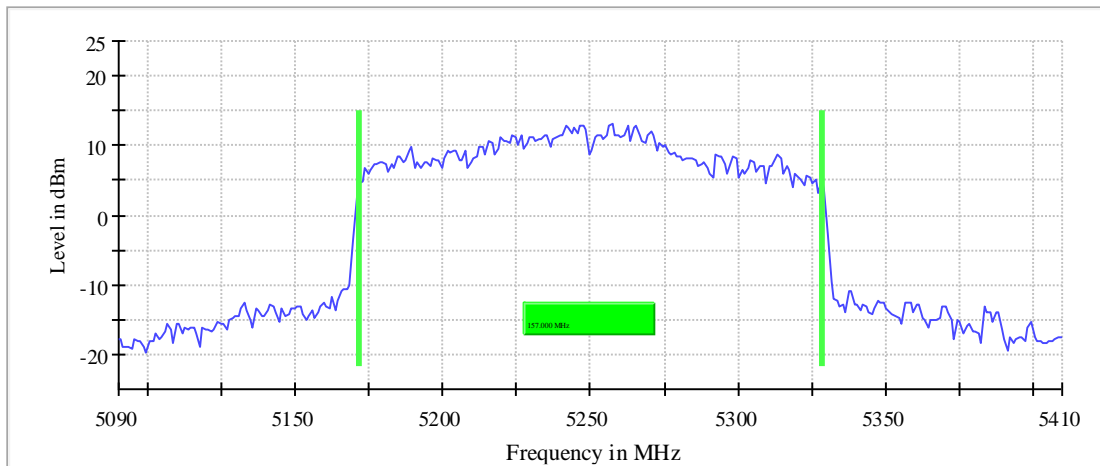
DUT Frequency (MHz)	Bandwidth (MHz)	Limit Min (MHz)	Limit Max (MHz)	Band Edge Left (MHz)	Band Edge Right (MHz)
5250.000000	157.000000	---	---	5171.500000	5328.500000

(continuation of the "99 % Bandwidth" table from column 6 ...)

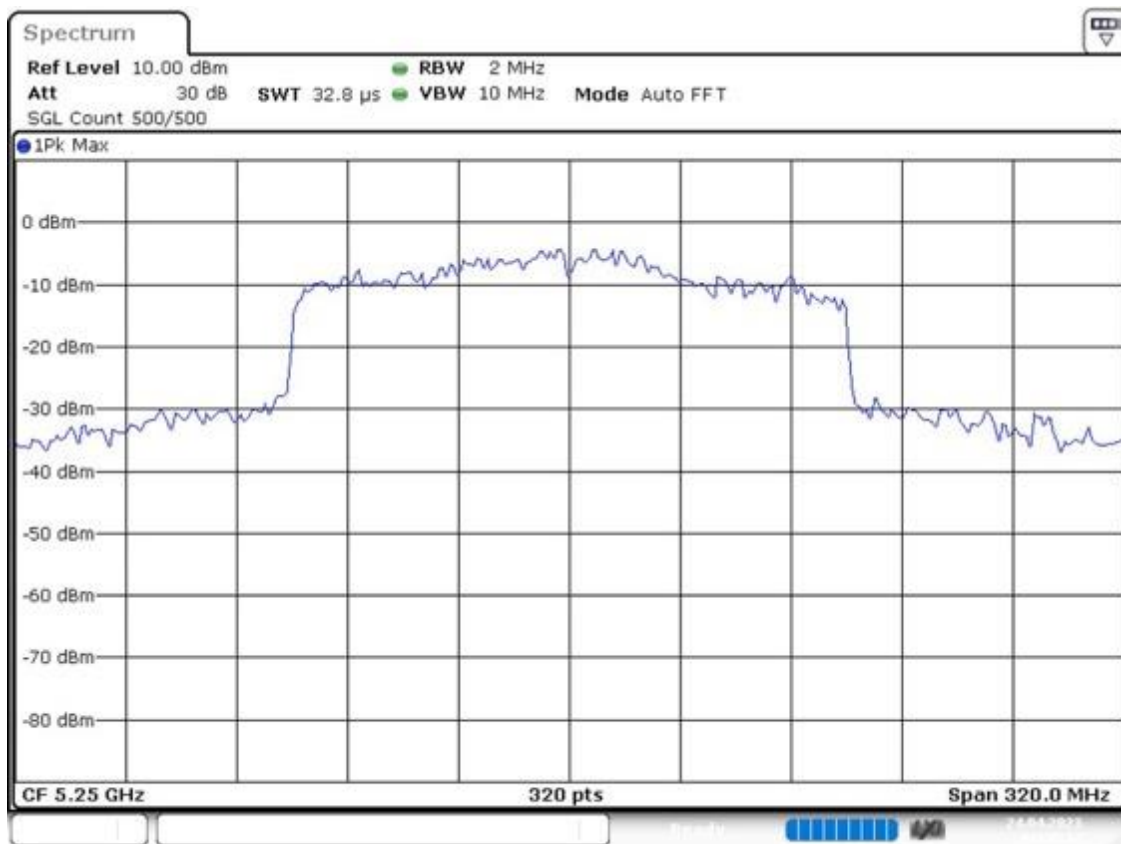
DUT Frequency (MHz)	Result
5250.000000	PASS



99 % Bandwidth



Bandwidth



Date: 24.APR.2023 02:47:14

### 2.3.1 NSS1-PSD

#### Summary

Test	Frequency (MHz)	Nominal Power (dBm)	Nominal Bandwidth (MHz)	Result
Power Spectral Density	5260.000	24.0	20.000000	PASS
Power Spectral Density	5280.000	24.0	20.000000	PASS
Power Spectral Density	5320.000	24.0	20.000000	PASS

#### Power Spectral Density (5260 MHz; 24.000 dBm; 20 MHz)

Customized settings.

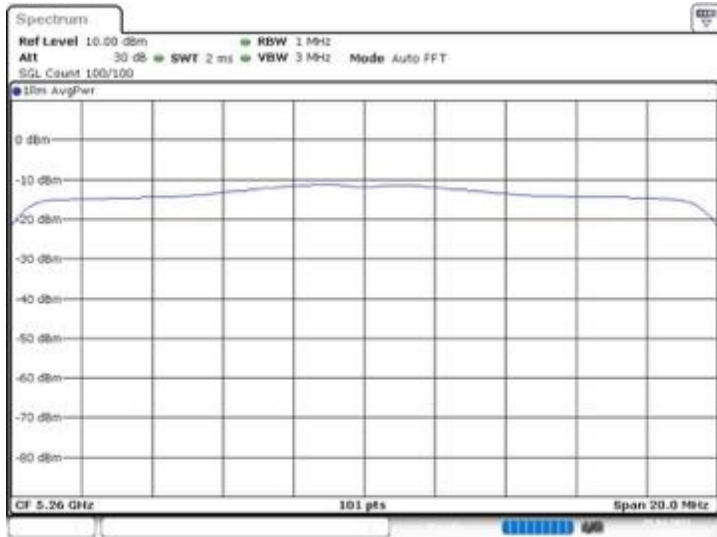
#### Result

DUT Frequency (MHz)	Frequency (MHz)	PSD (dBm)	Limit Max (dBm)	Result
5260.000000	5259.009901	9.010	11.0	PASS

#### Ports

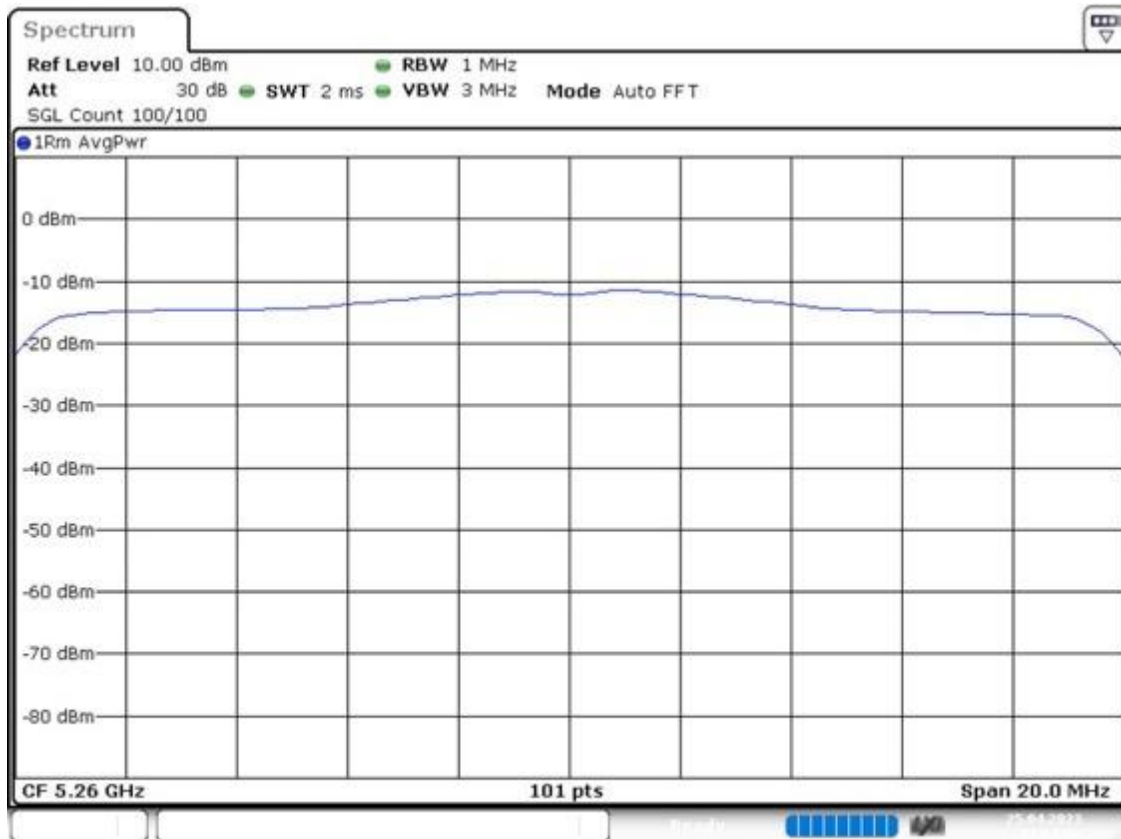
Port	State
1	used
2	used

PSD Connector 1



Date: 25.APR.2023 01:01:30

### PSD Connector 2



Date: 25.APR.2023 01:01:36

## Measurement

Setting	Instrument Value	Target Value
Start Frequency	5.25000 GHz	5.25000 GHz
Stop Frequency	5.27000 GHz	5.27000 GHz
Span	20.000 MHz	20.000 MHz
RBW	1.000 MHz	<= 1.000 MHz
VBW	3.000 MHz	>= 3.000 MHz
SweepPoints	101	~ 40
SweepTime	2.020 ms	2.020 ms
Reference Level	10.000 dBm	10.000 dBm
Attenuation	30.000 dB	AUTO
Detector	RMS	RMS
SweepCount	100	100
Filter	3 dB	3 dB
Trace Mode	Average Power	Average Power
SweepType	FFT	AUTO
Preamp	off	off

## Power Spectral Density (5280 MHz; 24.000 dBm; 20 MHz)

Customized settings.

### Result

DUT Frequency (MHz)	Frequency (MHz)	PSD (dBm)	Limit Max (dBm)	Result
5280.000000	5279.009901	9.474	11.0	PASS

### Ports

Port	State
1	used
2	used

## Power Spectral Density (5320 MHz; 24.000 dBm; 20 MHz)

Customized settings.

### Result

DUT Frequency (MHz)	Frequency (MHz)	PSD (dBm)	Limit Max (dBm)	Result
5320.000000	5319.009901	9.260	11.0	PASS

### Ports

Port	State
1	used
2	used

## 2.4 N Mode

### Summary

Test	Frequency (MHz)	Nominal Power (dBm)	Nominal Bandwidth (MHz)	Result
Emission Bandwidth 26 dB	5260.000	24.0	20.000000	PASS
RF output power	5260.000	24.0	20.000000	PASS
Power Spectral Density	5260.000	24.0	20.000000	PASS
Occupied Channel Bandwidth 99%	5260.000	24.0	20.000000	PASS
Emission Bandwidth 26 dB	5280.000	24.0	20.000000	PASS
Occupied Channel Bandwidth 99%	5280.000	24.0	20.000000	PASS
Emission Bandwidth 26 dB	5320.000	24.0	20.000000	PASS
Occupied Channel Bandwidth 99%	5320.000	24.0	20.000000	PASS
Emission Bandwidth 26 dB	5270.000	24.0	40.000000	PASS
Occupied Channel Bandwidth 99%	5270.000	24.0	40.000000	PASS
Emission Bandwidth 26 dB	5310.000	24.0	40.000000	PASS
Occupied Channel Bandwidth 99%	5310.000	24.0	40.000000	PASS

### Emission Bandwidth 26 dB (5260 MHz; 24.000 dBm; 20 MHz)

Customized settings.

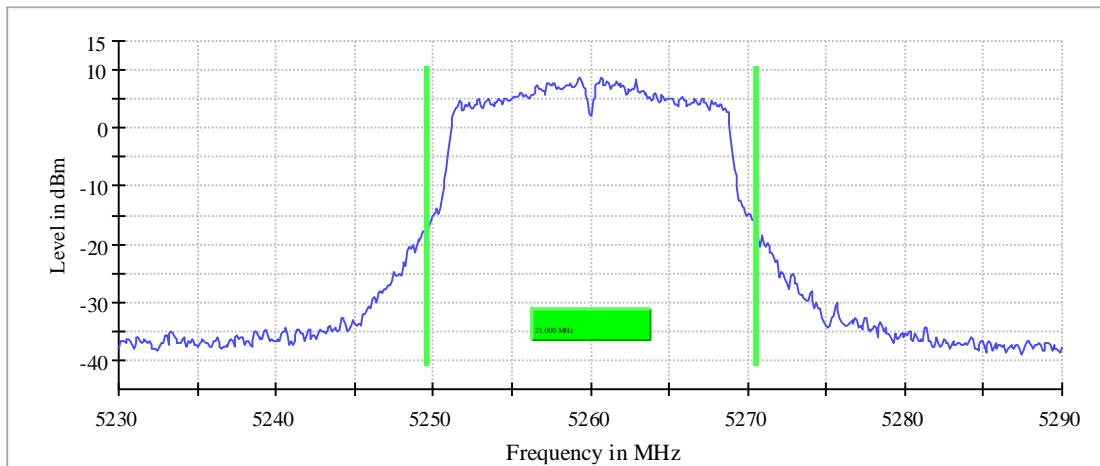
### 26 dB Bandwidth

DUT Frequency (MHz)	Bandwidth (MHz)	Limit Min (MHz)	Limit Max (MHz)	Band Edge Left (MHz)	Band Edge Right (MHz)
5260.000000	21.000000	---	---	5249.550000	5270.550000

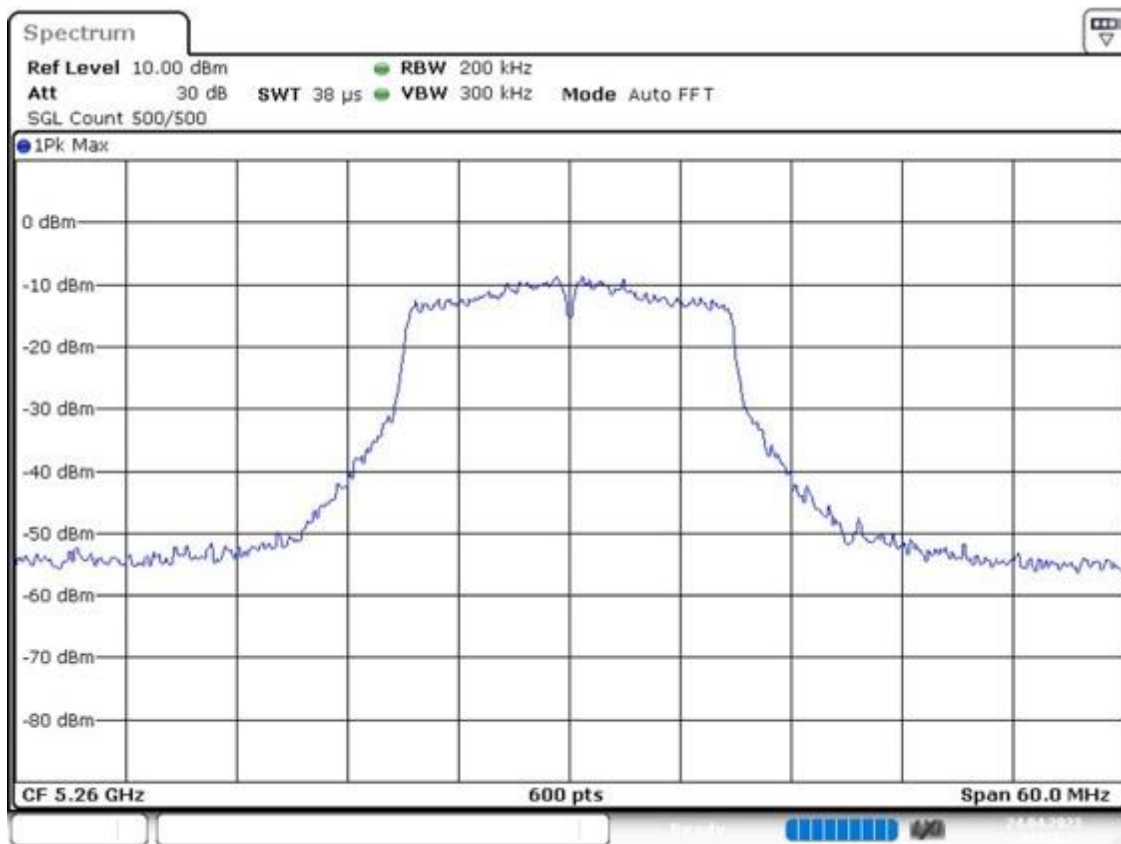
(continuation of the "26 dB Bandwidth" table from column 6 ...)

DUT Frequency (MHz)	Max Level (dBm)	Result
5260.000000	8.7	PASS

26 dB Bandwidth



Bandwidth



Date: 24.APR.2023 00:33:15

## Measurement

Setting	Instrument Value	Target Value
Start Frequency	5.23000 GHz	5.23000 GHz
Stop Frequency	5.29000 GHz	5.29000 GHz
Span	60.000 MHz	60.000 MHz
RBW	200.000 kHz	~ 200.000 kHz
VBW	300.000 kHz	>= 240.000 kHz
SweepPoints	600	~ 600
SweepTime	37.969 $\mu$ s	AUTO
Reference Level	10.000 dBm	10.000 dBm
Attenuation	30.000 dB	AUTO
Detector	MaxPeak	MaxPeak
SweepCount	500	500
Filter	3 dB	3 dB
Trace Mode	Max Hold	Max Hold
SweepType	FFT	AUTO
Preamp	off	off

## RF output power (5260 MHz; 24.000 dBm; 20 MHz)

Customized settings.

## Result

DUT Frequency (MHz)	Gated RMS (dBm)	Limit Max (dBm)	Gated EIRP (dBm)	DutyCycle (%)	Result
5260.000000	22.5	24.0	22.5	91.643	PASS

## OSP PowerMeter settings

Setting	Instrument Value	Target Value
Measurement Time	1.000 s	1.000 s
Points	1000000	1000000
Time resolution	1.000 $\mu$ s	1.000 $\mu$ s

## Power Spectral Density (5260 MHz; 24.000 dBm; 20 MHz)

Customized settings.

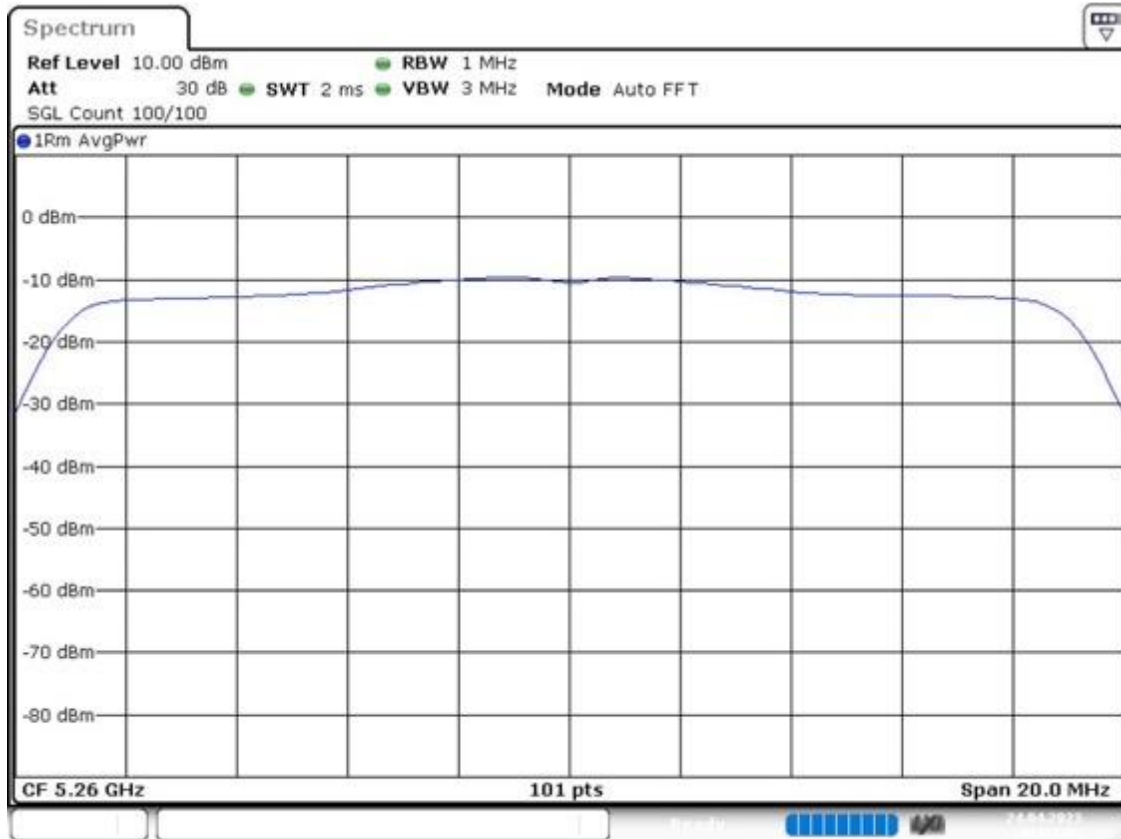
## Result

DUT Frequency (MHz)	Frequency (MHz)	PSD (dBm)	Limit Max (dBm)	Result
5260.000000	5260.990099	10.685	11.0	PASS

## Ports

Port	State
1	used
2	used

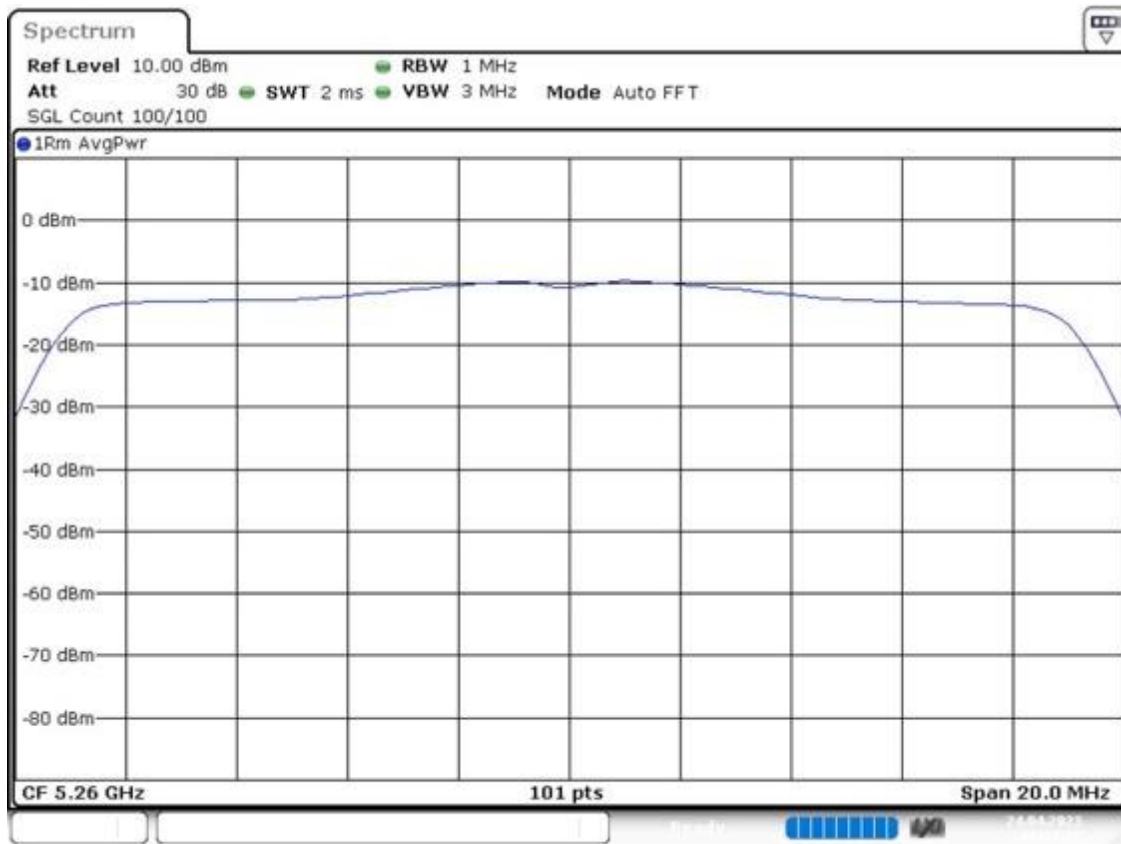
### PSD Connector 1



Date: 24.APR.2023 00:33:54

### PSD Connector 2





Date: 24.APR.2023 00:34:00

## Measurement

Setting	Instrument Value	Target Value
Start Frequency	5.25000 GHz	5.25000 GHz
Stop Frequency	5.27000 GHz	5.27000 GHz
Span	20.000 MHz	20.000 MHz
RBW	1.000 MHz	<= 1.000 MHz
VBW	3.000 MHz	>= 3.000 MHz
SweepPoints	101	~ 40
SweepTime	2.020 ms	2.020 ms
Reference Level	10.000 dBm	10.000 dBm
Attenuation	30.000 dB	AUTO
Detector	RMS	RMS
SweepCount	100	100
Filter	3 dB	3 dB
Trace Mode	Average Power	Average Power
SweepType	FFT	AUTO
Preamp	off	off

## Occupied Channel Bandwidth 99% (5260 MHz; 24.000 dBm; 20 MHz)

Customized settings.

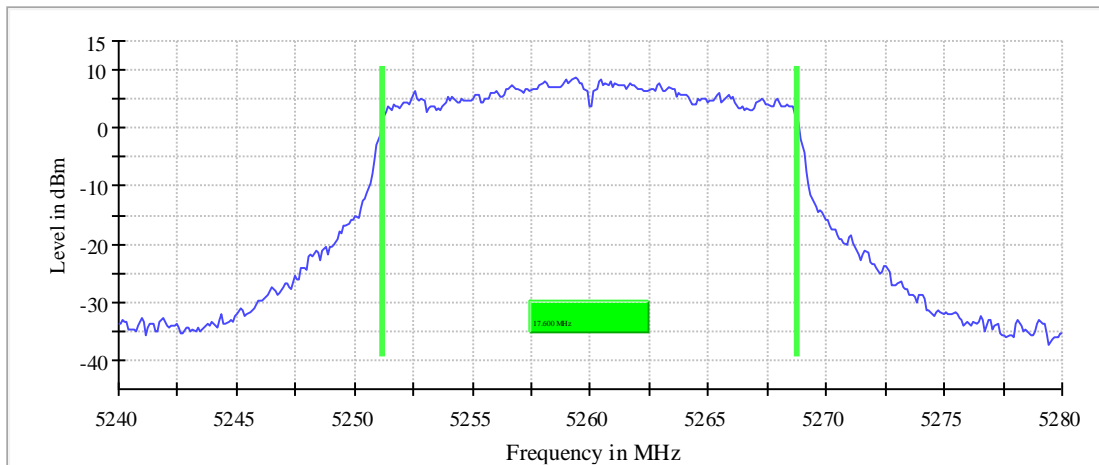
### 99 % Bandwidth

DUT Frequency (MHz)	Bandwidth (MHz)	Limit Min (MHz)	Limit Max (MHz)	Band Edge Left (MHz)	Band Edge Right (MHz)
5260.000000	17.600000	---	---	5251.150000	5268.750000

(continuation of the "99 % Bandwidth" table from column 6 ...)

DUT Frequency (MHz)	Result
5260.000000	PASS

99 % Bandwidth



Bandwidth



Date: 24.APR.2023 00:34:09

## Measurement

Setting	Instrument Value	Target Value
Start Frequency	5.24000 GHz	5.24000 GHz
Stop Frequency	5.28000 GHz	5.28000 GHz
Span	40.000 MHz	40.000 MHz
RBW	200.000 kHz	$\geq$ 200.000 kHz
VBW	1.000 MHz	$\geq$ 600.000 kHz
SweepPoints	400	~ 400
Sweeptime	28.477 $\mu$ s	AUTO
Reference Level	10.000 dBm	10.000 dBm
Attenuation	30.000 dB	AUTO
Detector	MaxPeak	MaxPeak
SweepCount	500	500
Filter	3 dB	3 dB
Trace Mode	Max Hold	Max Hold
SweepType	FFT	AUTO
Preamp	off	off

## Emission Bandwidth 26 dB (5280 MHz; 24.000 dBm; 20 MHz)

Customized settings.

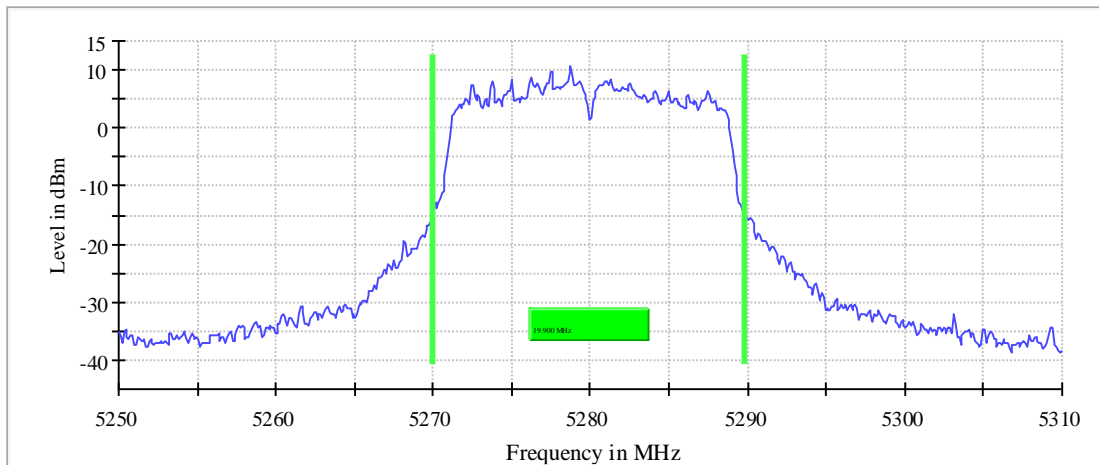
### 26 dB Bandwidth

DUT Frequency (MHz)	Bandwidth (MHz)	Limit Min (MHz)	Limit Max (MHz)	Band Edge Left (MHz)	Band Edge Right (MHz)
5280.000000	19.900000	---	---	5269.950000	5289.850000

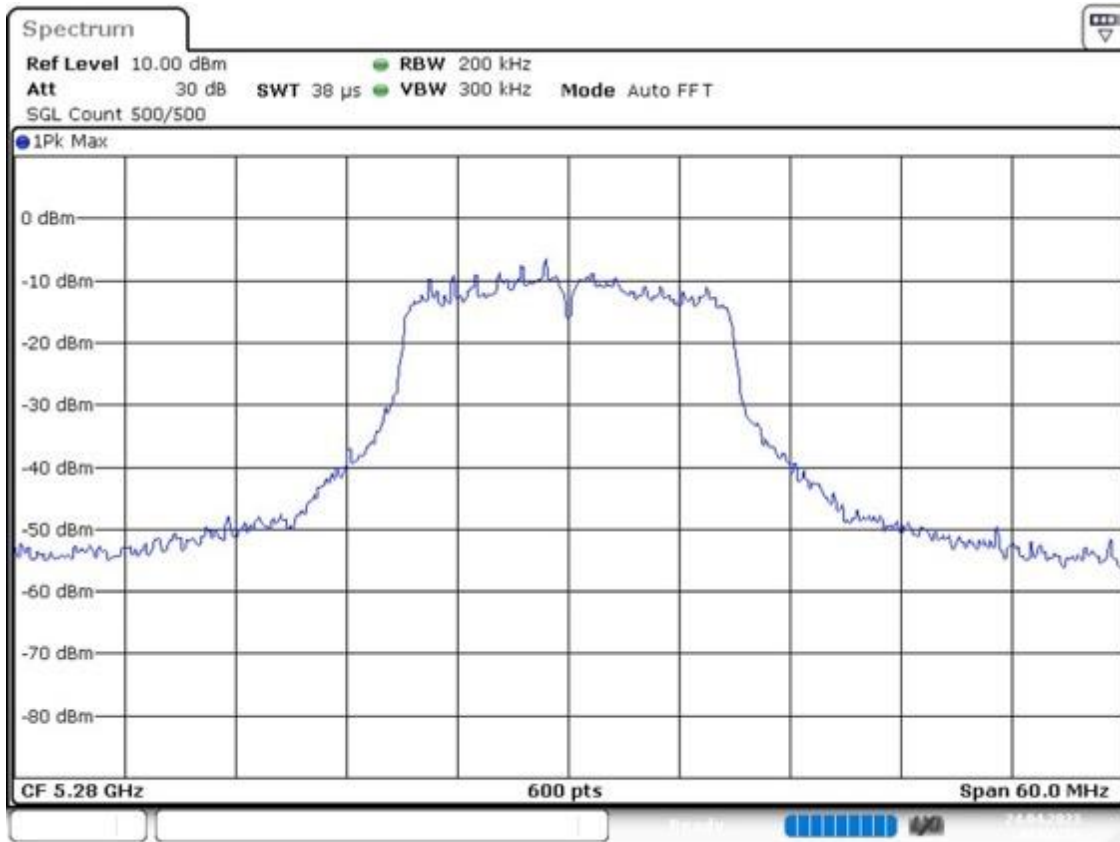
(continuation of the "26 dB Bandwidth" table from column 6 ...)

DUT Frequency (MHz)	Max Level (dBm)	Result
5280.000000	10.8	PASS

26 dB Bandwidth



Bandwidth



Date: 24.APR.2023 00:36:26

**Occupied Channel Bandwidth 99% (5280 MHz; 24.000 dBm; 20 MHz)**

Customized settings.

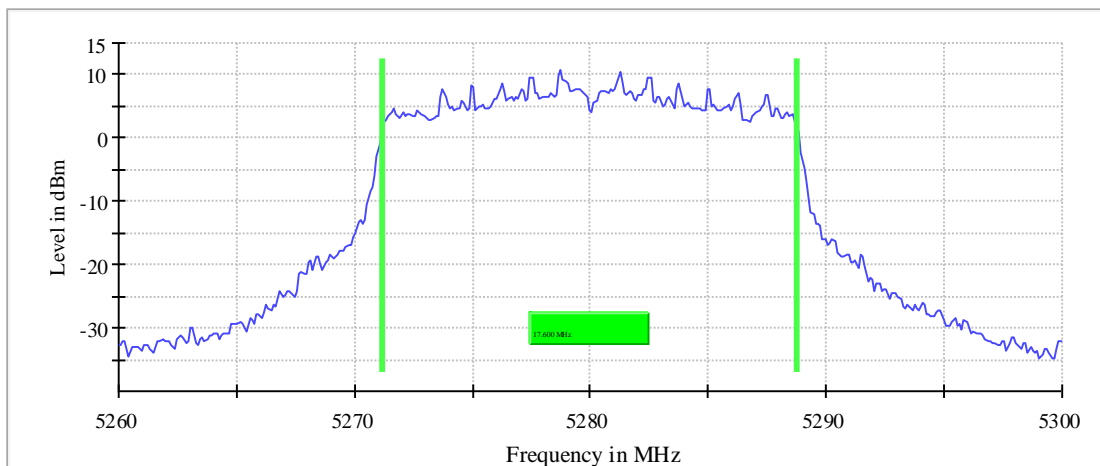
**99 % Bandwidth**

DUT Frequency (MHz)	Bandwidth (MHz)	Limit Min (MHz)	Limit Max (MHz)	Band Edge Left (MHz)	Band Edge Right (MHz)
5280.000000	17.600000	---	---	5271.150000	5288.750000

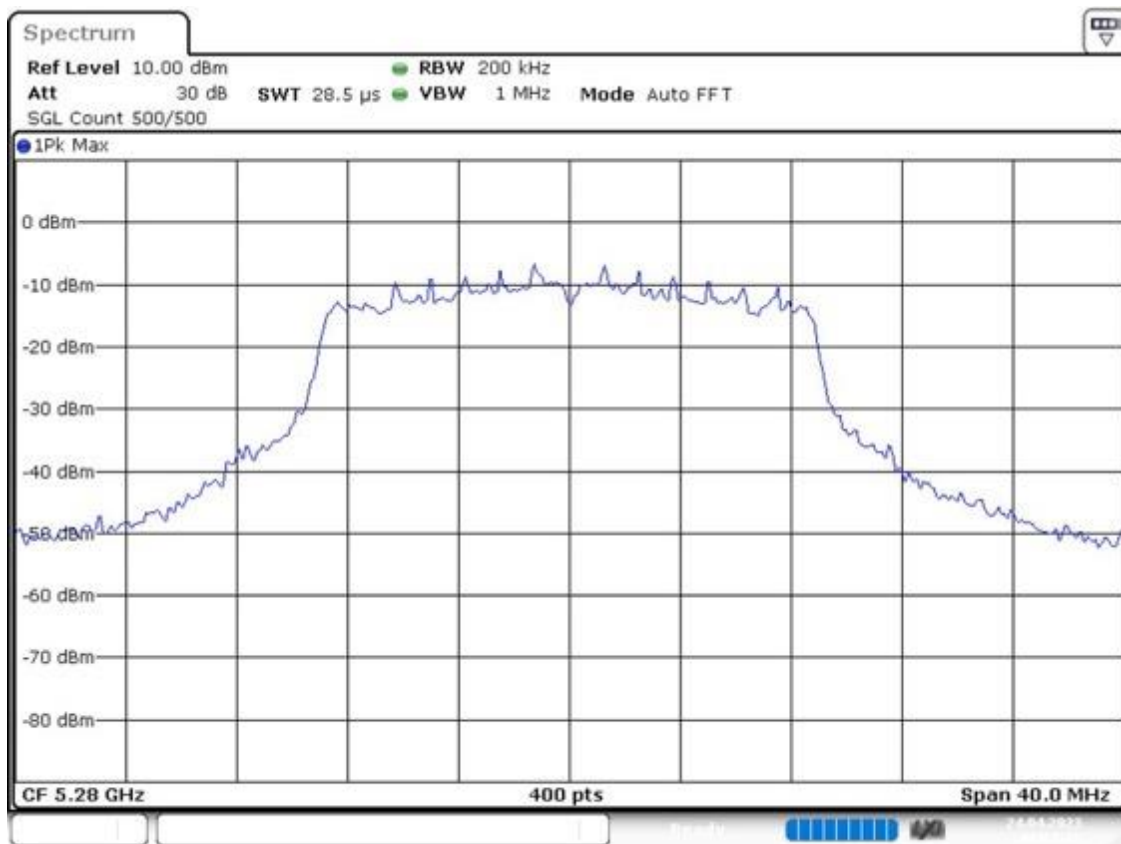
(continuation of the "99 % Bandwidth" table from column 6 ...)

DUT Frequency (MHz)	Result
5280.000000	PASS

99 % Bandwidth



Bandwidth



Date: 24.APR.2023 00:37:21

## Emission Bandwidth 26 dB (5320 MHz; 24.000 dBm; 20 MHz)

Customized settings.

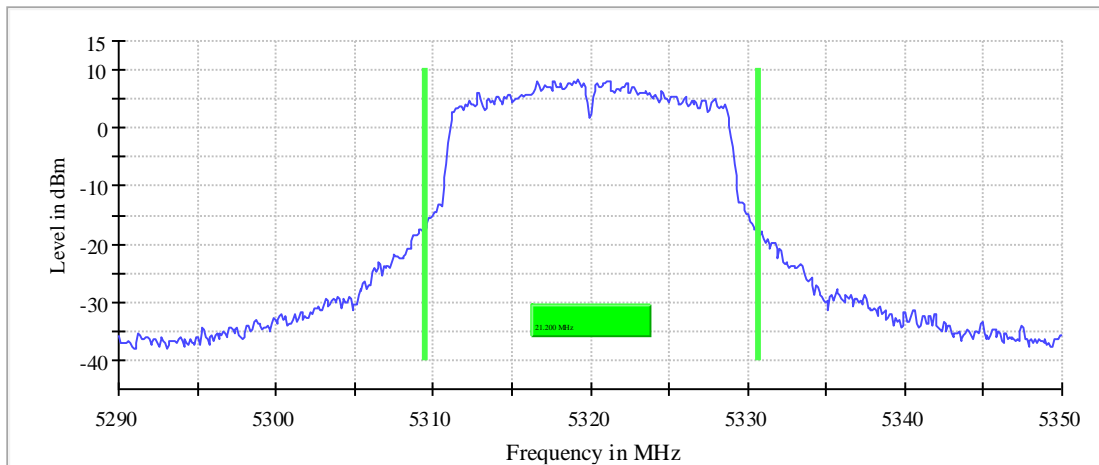
### 26 dB Bandwidth

DUT Frequency (MHz)	Bandwidth (MHz)	Limit Min (MHz)	Limit Max (MHz)	Band Edge Left (MHz)	Band Edge Right (MHz)
5320.000000	21.200000	---	---	5309.450000	5330.650000

(continuation of the "26 dB Bandwidth" table from column 6 ...)

DUT Frequency (MHz)	Max Level (dBm)	Result
5320.000000	8.5	PASS

26 dB Bandwidth



Bandwidth



Date: 24.APR.2023 01:34:24

**Occupied Channel Bandwidth 99% (5320 MHz; 24.000 dBm; 20 MHz)**

Customized settings.

**99 % Bandwidth**

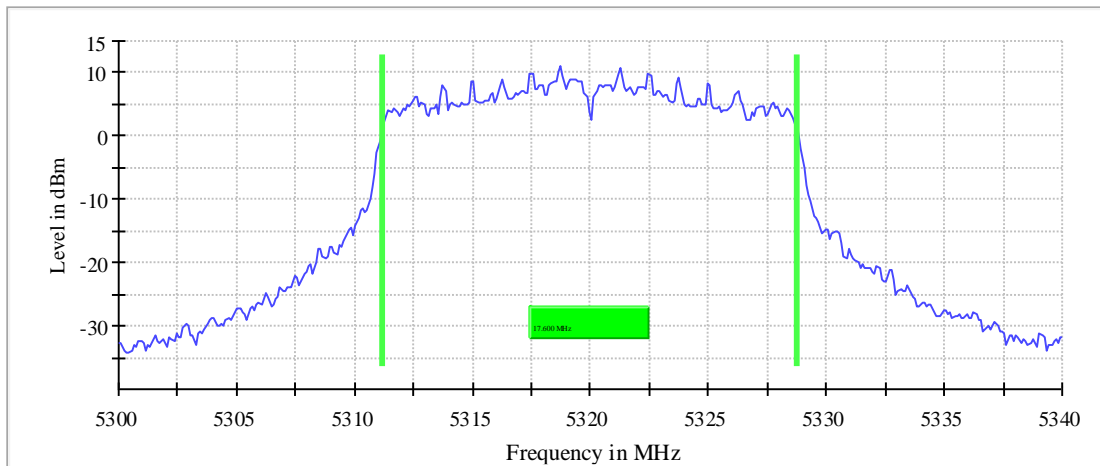
DUT Frequency (MHz)	Bandwidth (MHz)	Limit Min (MHz)	Limit Max (MHz)	Band Edge Left (MHz)	Band Edge Right (MHz)
5320.000000	17.600000	---	---	5311.150000	5328.750000

(continuation of the "99 % Bandwidth" table from column 6 ...)

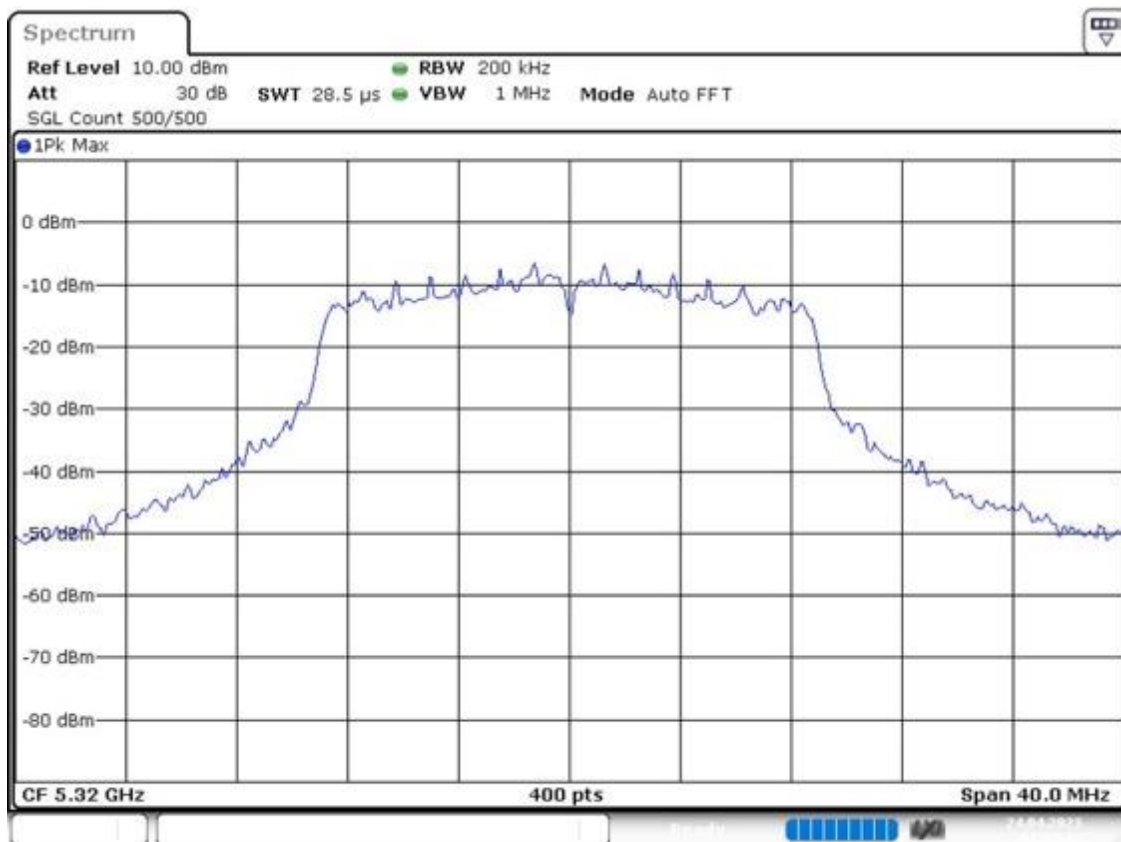
DUT Frequency (MHz)	Result
5320.000000	PASS



99 % Bandwidth



Bandwidth



Date: 24.APR.2023 01:35:20

## Emission Bandwidth 26 dB (5270 MHz; 24.000 dBm; 40 MHz)

Customized settings.

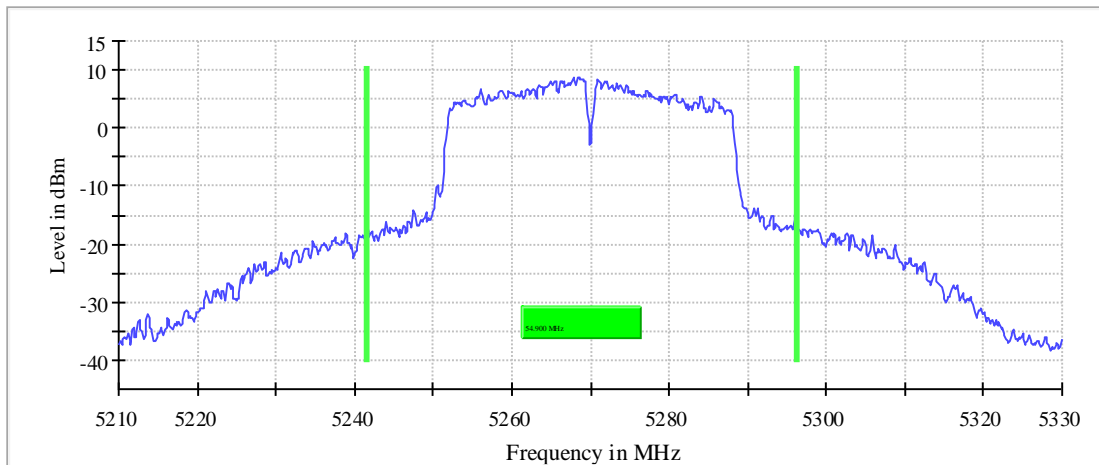
### 26 dB Bandwidth

DUT Frequency (MHz)	Bandwidth (MHz)	Limit Min (MHz)	Limit Max (MHz)	Band Edge Left (MHz)	Band Edge Right (MHz)
5270.000000	54.900000	---	---	5241.425000	5296.325000

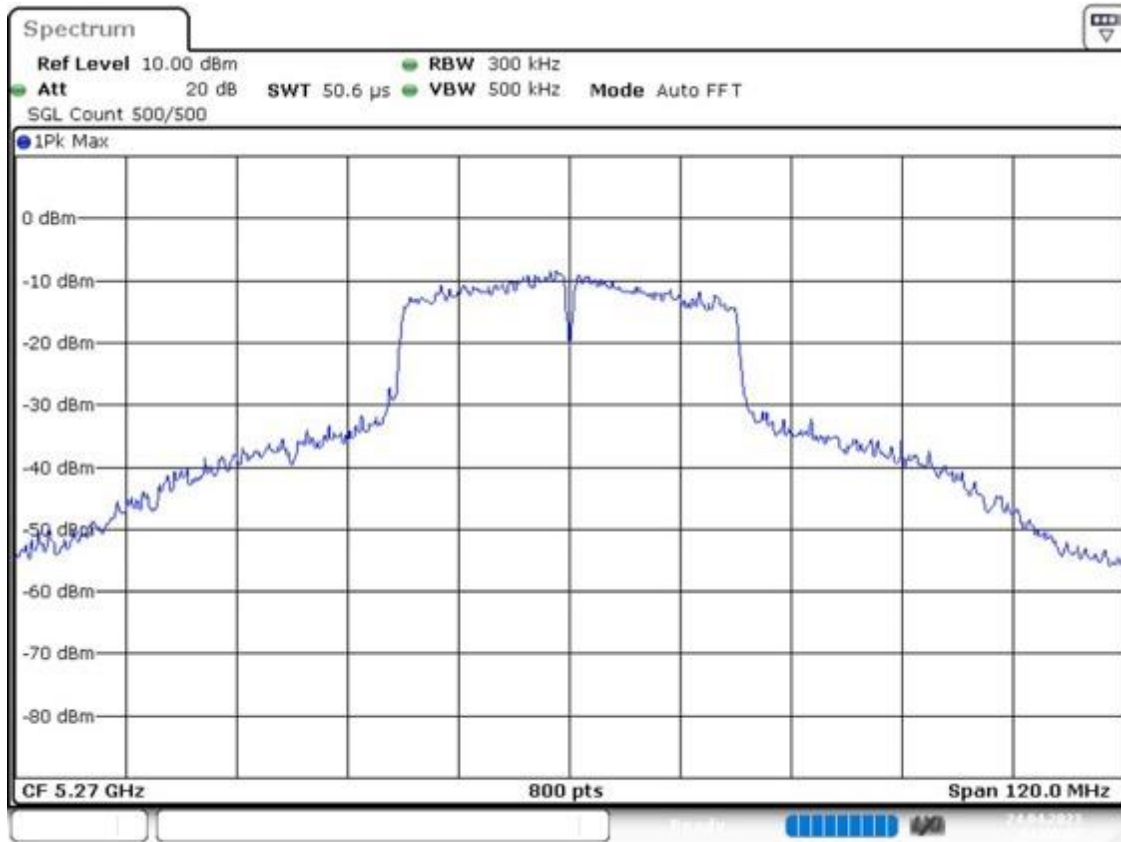
(continuation of the "26 dB Bandwidth" table from column 6 ...)

DUT Frequency (MHz)	Max Level (dBm)	Result
5270.000000	8.9	PASS

26 dB Bandwidth



Bandwidth



Date: 24.APR.2023 01:40:07

**Occupied Channel Bandwidth 99% (5270 MHz; 24.000 dBm; 40 MHz)**

Customized settings.

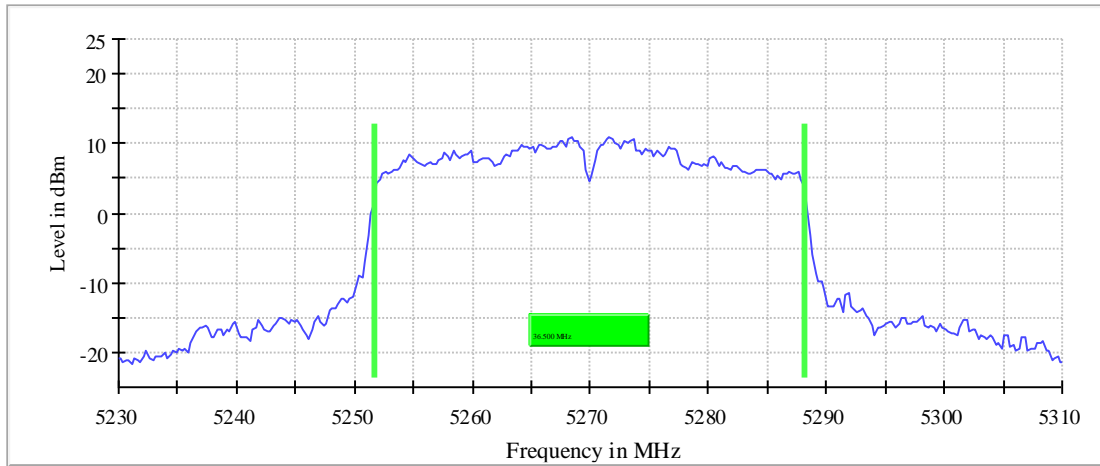
**99 % Bandwidth**

DUT Frequency (MHz)	Bandwidth (MHz)	Limit Min (MHz)	Limit Max (MHz)	Band Edge Left (MHz)	Band Edge Right (MHz)
5270.000000	36.500000	---	---	5251.625000	5288.125000

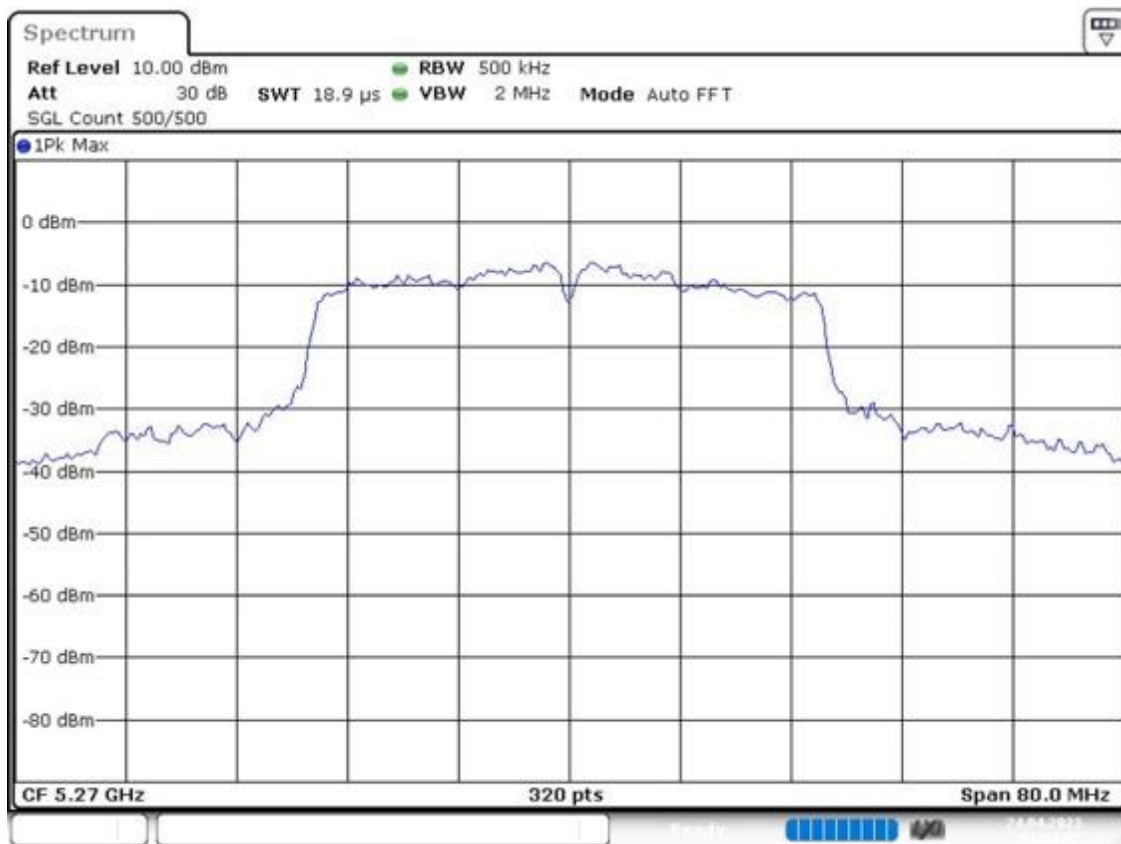
(continuation of the "99 % Bandwidth" table from column 6 ...)

DUT Frequency (MHz)	Result
5270.000000	PASS

99 % Bandwidth



Bandwidth



Date: 24.APR.2023 01:41:02

## Emission Bandwidth 26 dB (5310 MHz; 24.000 dBm; 40 MHz)

Customized settings.

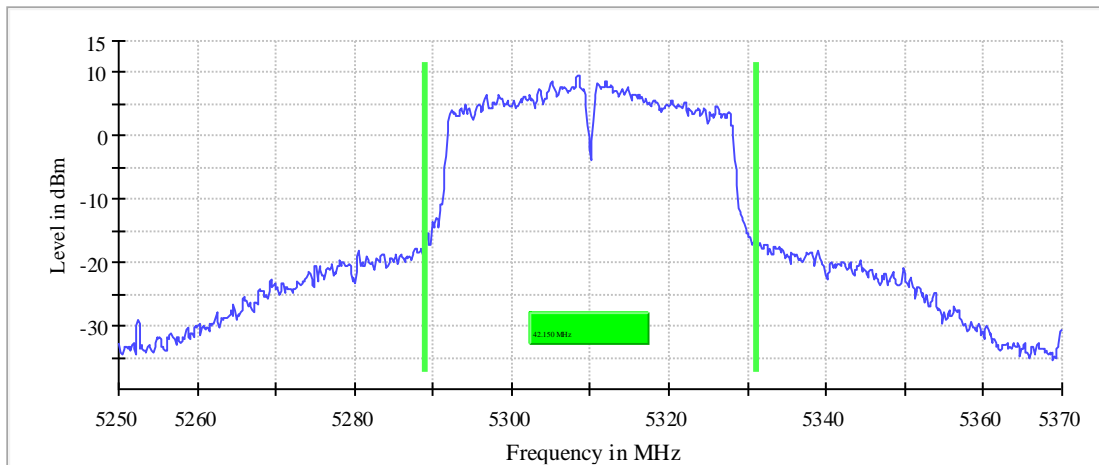
### 26 dB Bandwidth

DUT Frequency (MHz)	Bandwidth (MHz)	Limit Min (MHz)	Limit Max (MHz)	Band Edge Left (MHz)	Band Edge Right (MHz)
5310.000000	42.150000	---	---	5288.925000	5331.075000

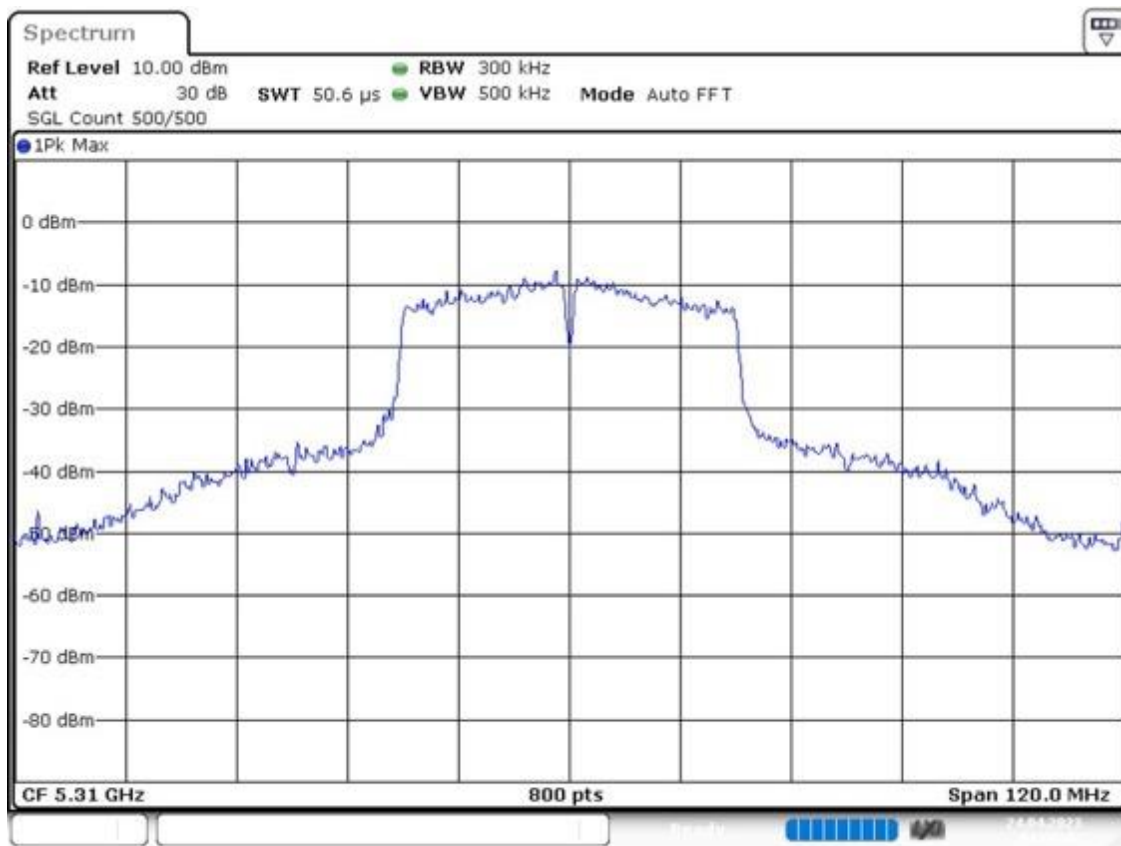
(continuation of the "26 dB Bandwidth" table from column 6 ...)

DUT Frequency (MHz)	Max Level (dBm)	Result
5310.000000	9.5	PASS

26 dB Bandwidth



Bandwidth



**Occupied Channel Bandwidth 99% (5310 MHz; 24.000 dBm; 40 MHz)**

Customized settings.

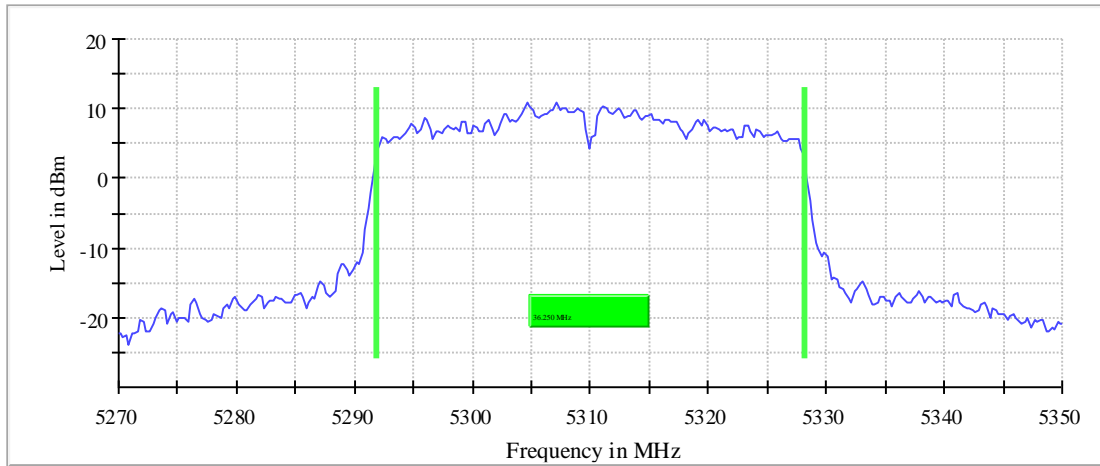
**99 % Bandwidth**

DUT Frequency (MHz)	Bandwidth (MHz)	Limit Min (MHz)	Limit Max (MHz)	Band Edge Left (MHz)	Band Edge Right (MHz)
5310.000000	36.250000	---	---	5291.875000	5328.125000

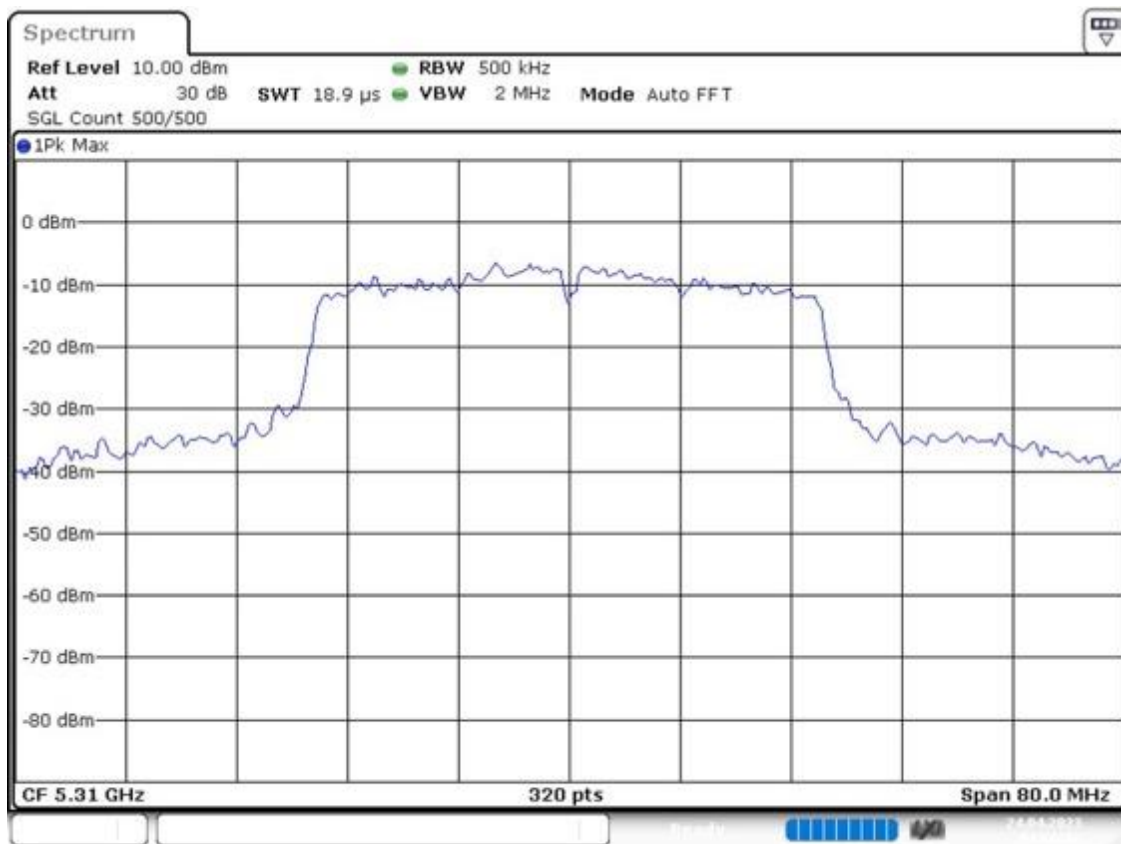
(continuation of the "99 % Bandwidth" table from column 6 ...)

DUT Frequency (MHz)	Result
5310.000000	PASS

99 % Bandwidth



Bandwidth



Date: 24.APR.2023 01:46:36

## 2.4.1 NSS1-PSD

### Summary

Test	Frequency (MHz)	Nominal Power (dBm)	Nominal Bandwidth (MHz)	Result
Power Spectral Density	5260.000	24.0	20.000000	PASS
Power Spectral Density	5280.000	24.0	20.000000	PASS
Power Spectral Density	5320.000	24.0	20.000000	PASS

### Power Spectral Density (5260 MHz; 24.000 dBm; 20 MHz)

Customized settings.

### Result

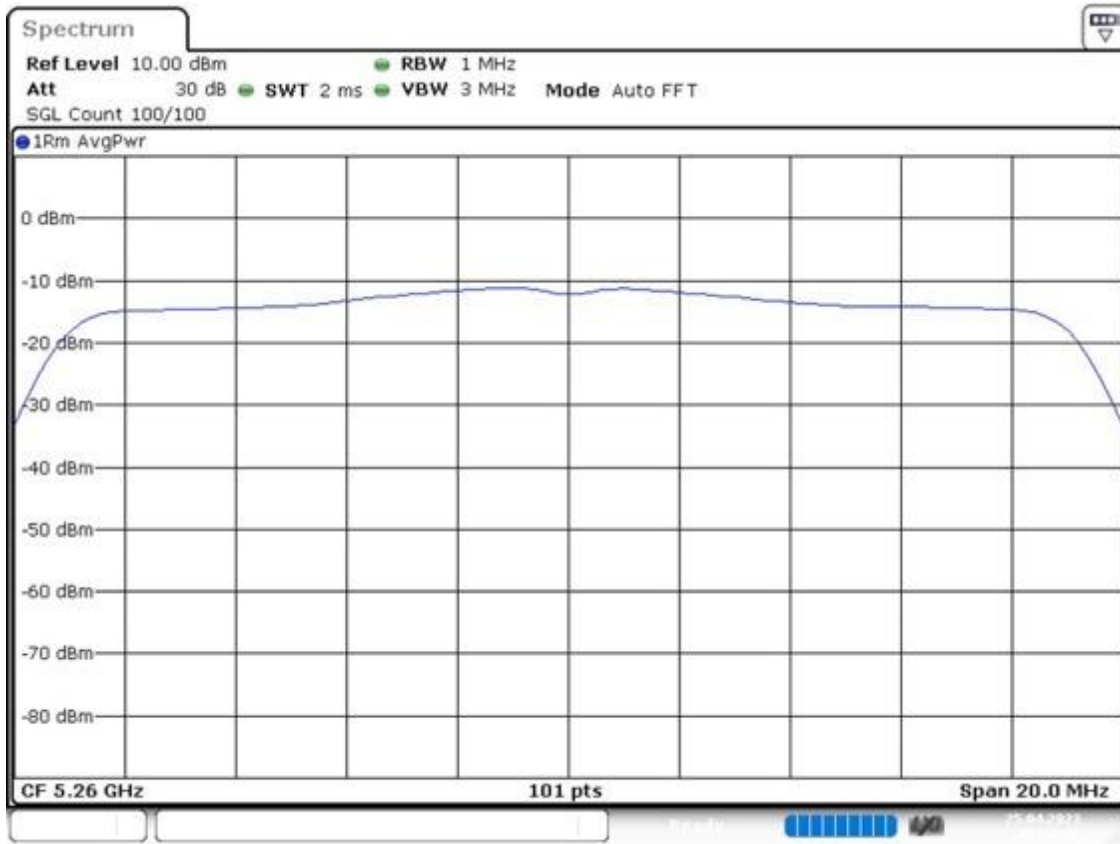
DUT Frequency (MHz)	Frequency (MHz)	PSD (dBm)	Limit Max (dBm)	Result
5260.000000	5259.009901	9.035	11.0	PASS

### Ports

Port	State
1	used
2	used

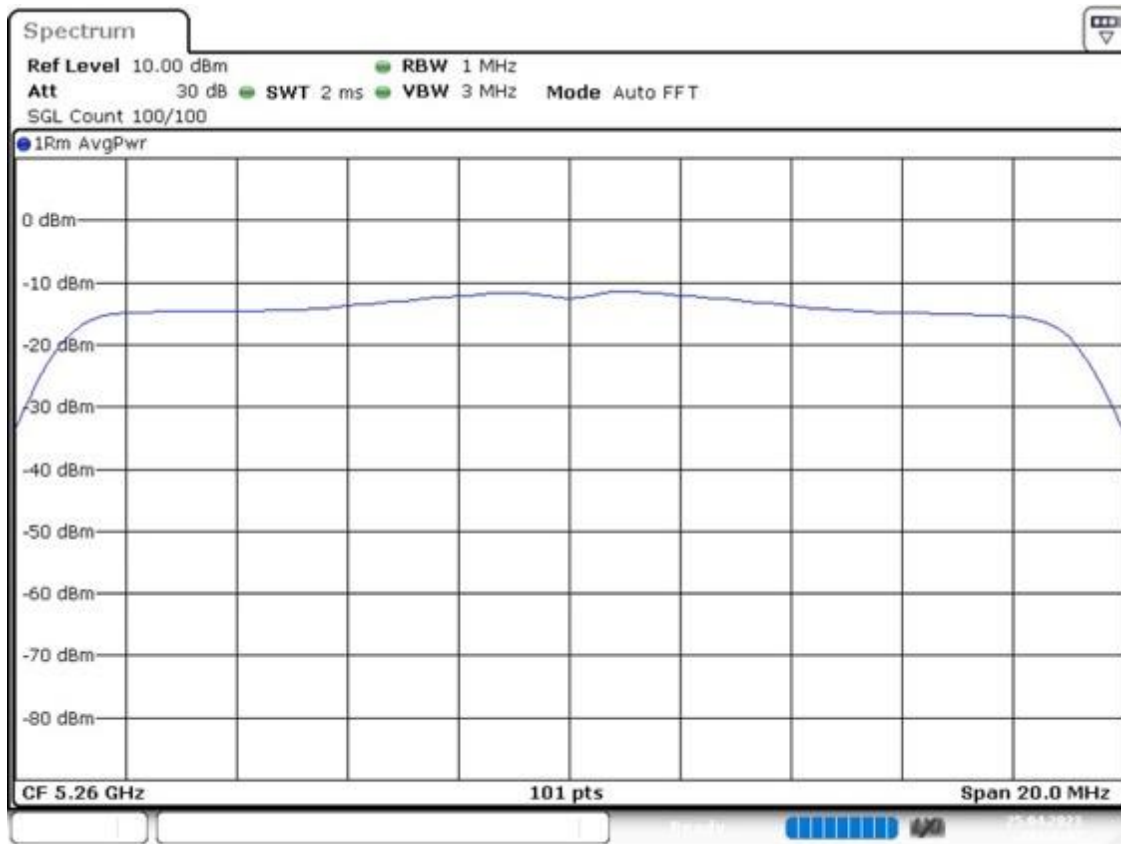
PSD Connector 1





Date: 25.APR.2023 00:41:41

PSD Connector 2



Date: 25.APR.2023 00:41:47

## Measurement

Setting	Instrument Value	Target Value
Start Frequency	5.25000 GHz	5.25000 GHz
Stop Frequency	5.27000 GHz	5.27000 GHz
Span	20.000 MHz	20.000 MHz
RBW	1.000 MHz	<= 1.000 MHz
VBW	3.000 MHz	>= 3.000 MHz
SweepPoints	101	~ 40
SweepTime	2.020 ms	2.020 ms
Reference Level	10.000 dBm	10.000 dBm
Attenuation	30.000 dB	AUTO
Detector	RMS	RMS
SweepCount	100	100
Filter	3 dB	3 dB
Trace Mode	Average Power	Average Power
SweepType	FFT	AUTO
Preamp	off	off

## Power Spectral Density (5280 MHz; 24.000 dBm; 20 MHz)

Customized settings.

### Result

DUT Frequency (MHz)	Frequency (MHz)	PSD (dBm)	Limit Max (dBm)	Result
5280.000000	5279.009901	8.975	11.0	PASS

### Ports

Port	State
1	used
2	used

## Power Spectral Density (5320 MHz; 24.000 dBm; 20 MHz)

Customized settings.

### Result

DUT Frequency (MHz)	Frequency (MHz)	PSD (dBm)	Limit Max (dBm)	Result
5320.000000	5319.009901	9.305	11.0	PASS

### Ports

Port	State
1	used
2	used

-- End of Report --

