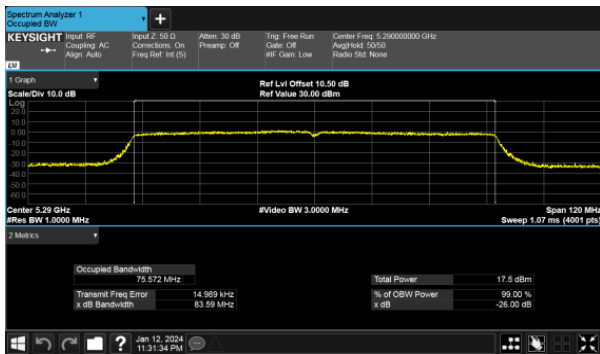
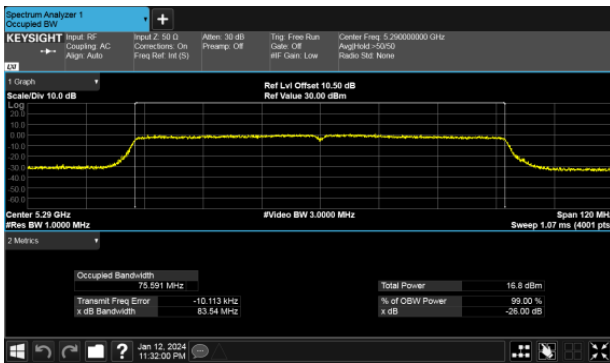




99% Bandwidth
Modulation Type: 802.11ac VHT80 CH58
ANT A



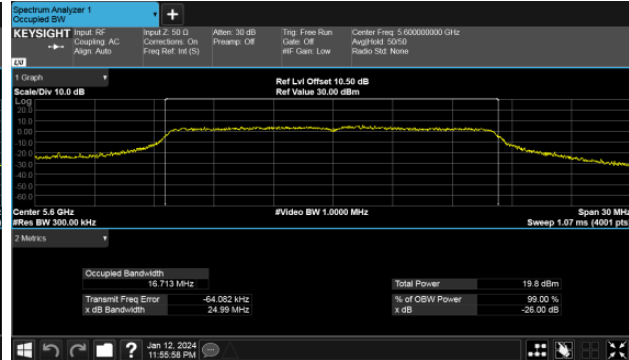
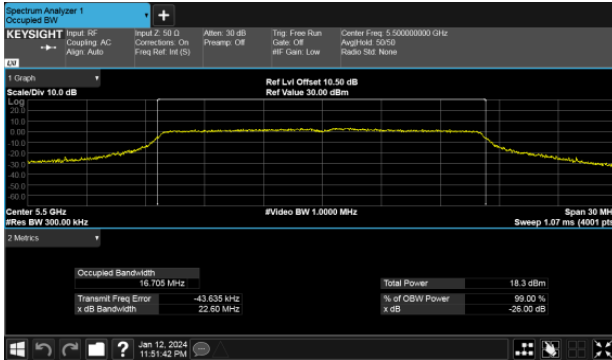
ANT B





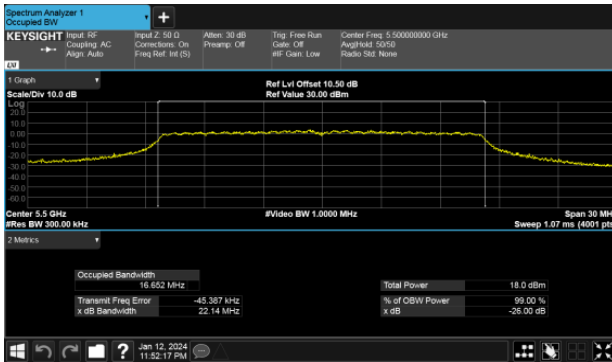
99% Bandwidth
Modulation Type: 802.11a CH100
ANT A

Modulation Type: 802.11a CH120
ANT A



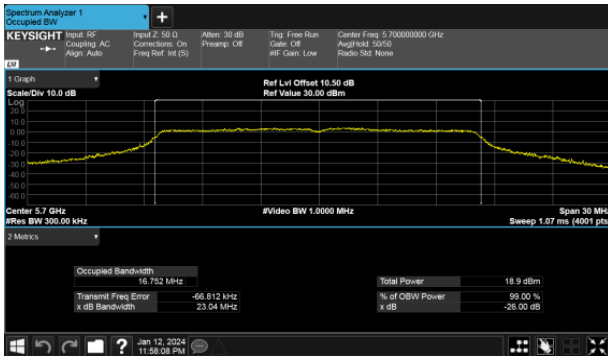
ANT B

ANT B

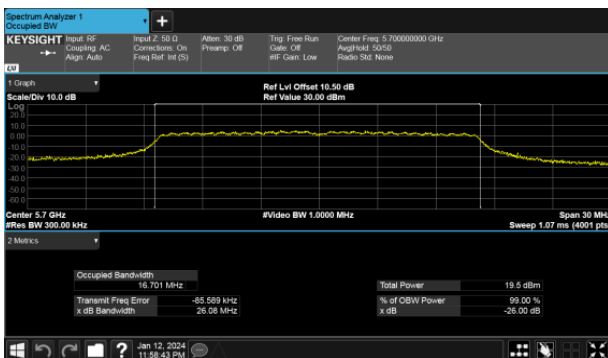




99% Bandwidth
Modulation Type: 802.11a CH140
ANT A



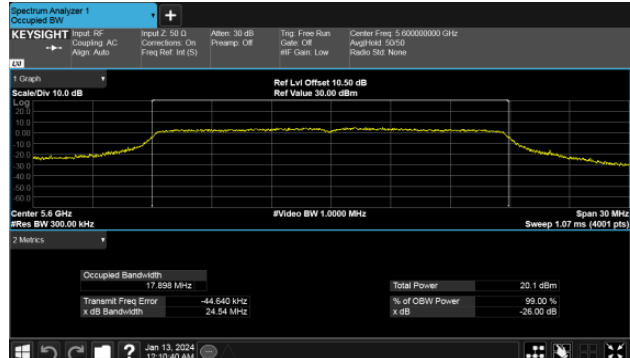
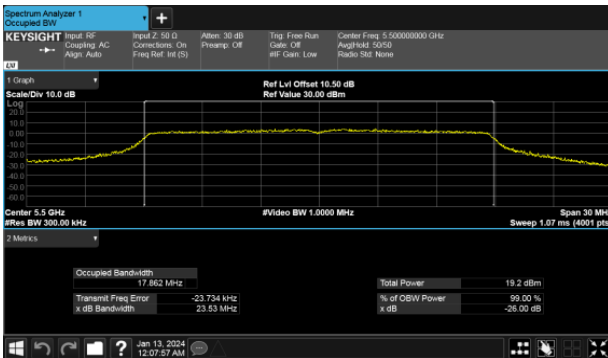
ANT B





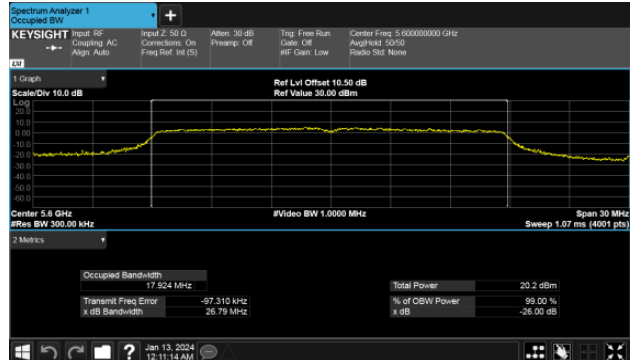
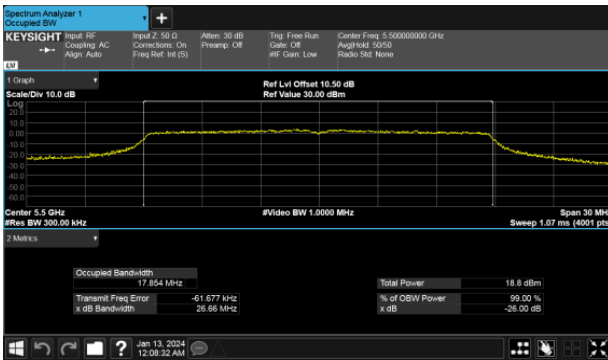
99% Bandwidth
Modulation Type: 802.11ac VHT20 CH100
ANT A

Modulation Type: 802.11ac VHT20 CH120
ANT A



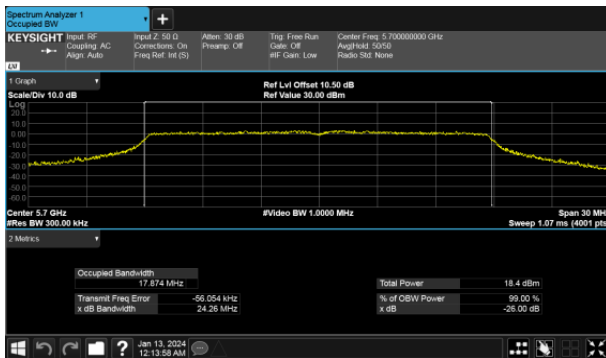
ANT B

ANT B





99% Bandwidth
Modulation Type: 802.11ac VHT20 CH140
ANT A



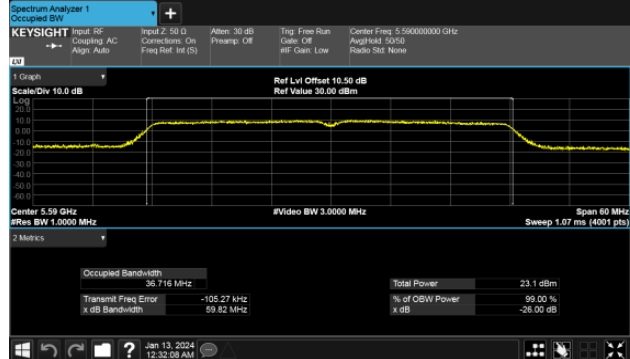
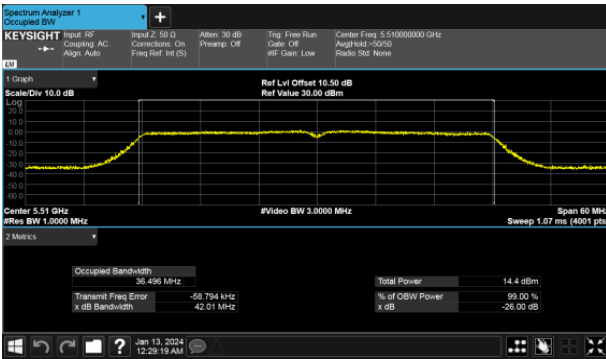
ANT B



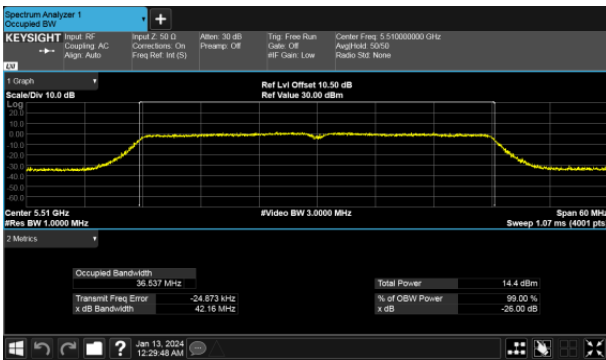


99% Bandwidth
Modulation Type: 802.11ac VHT40 CH102
ANT A

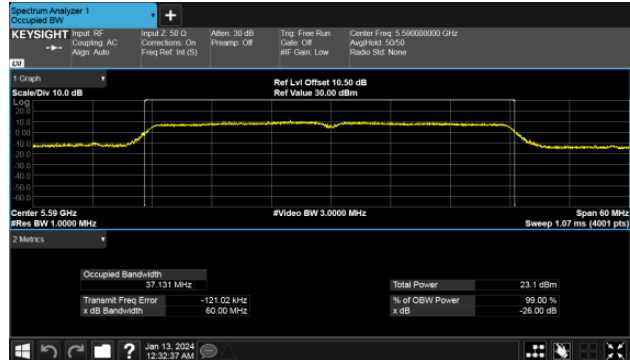
Modulation Type: 802.11ac VHT40 CH118
ANT A



ANT B

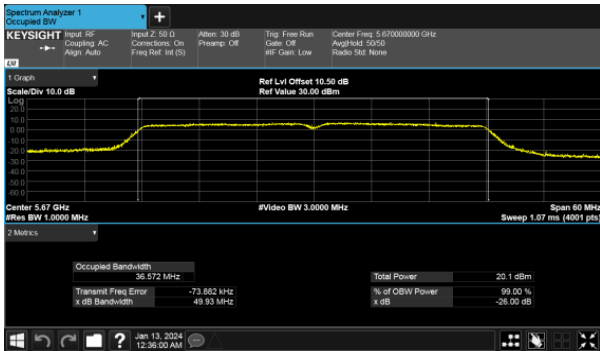


ANT B





99% Bandwidth
Modulation Type: 802.11ac VHT40 CH134
ANT A



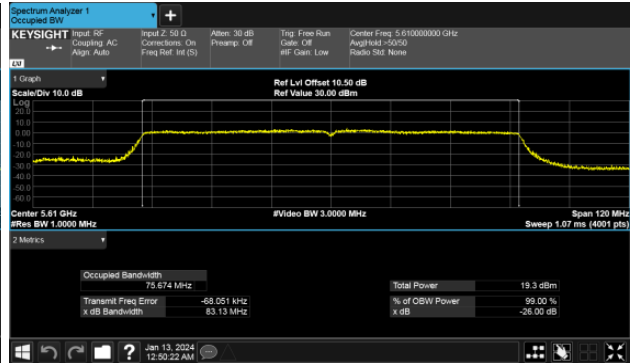
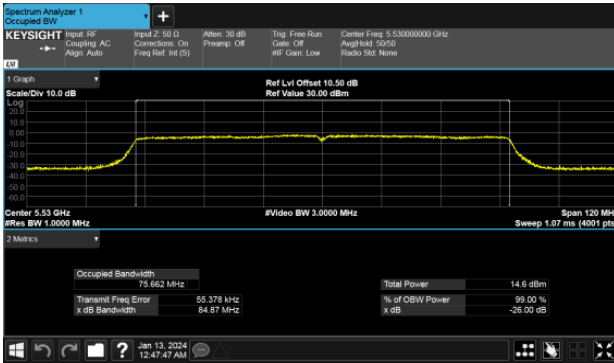
ANT B



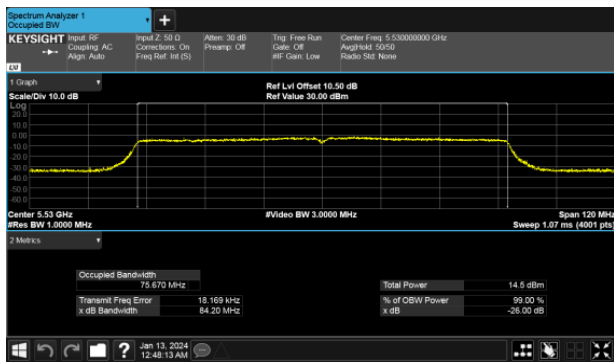


99% Bandwidth
Modulation Type: 802.11ac VHT80 CH106
ANT A

Modulation Type: 802.11ac VHT80 CH122
ANT A



ANT B



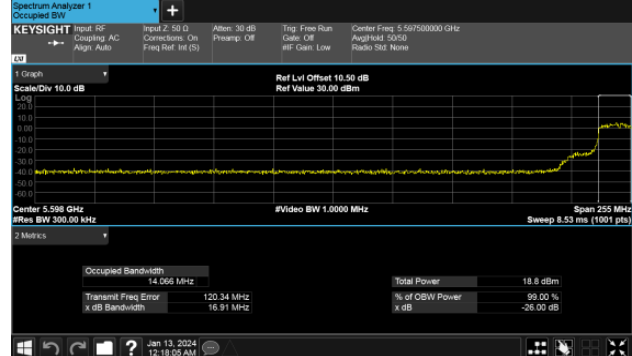
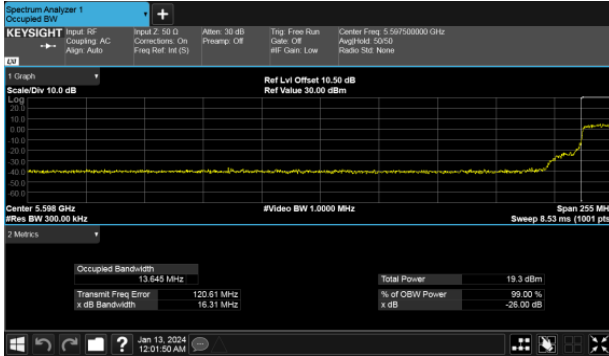
ANT B



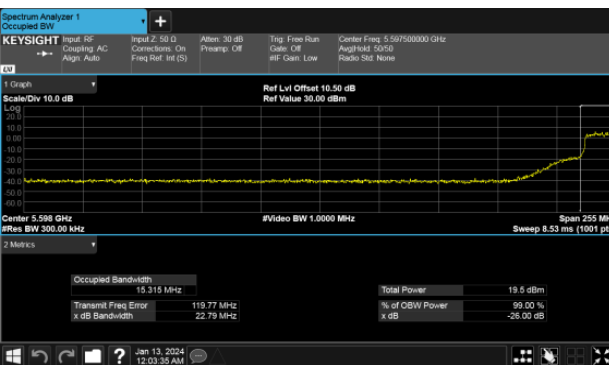


99% Bandwidth
Within 5470-5725MHz Band, Straddle Channel
Modulation Type: 802.11a CH144
ANT A

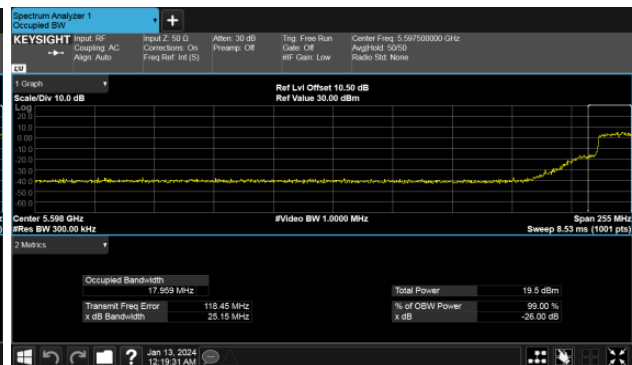
Modulation Type: 802.11ac VHT20 CH144
ANT A



ANT B



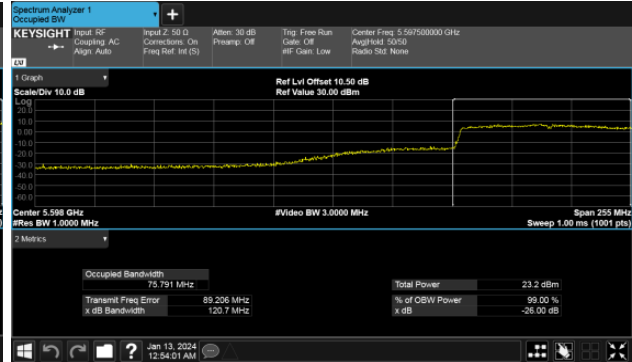
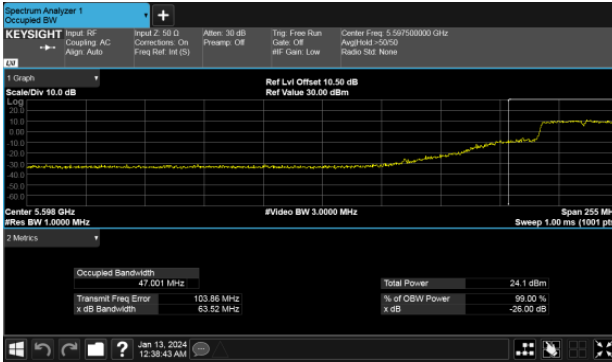
ANT B



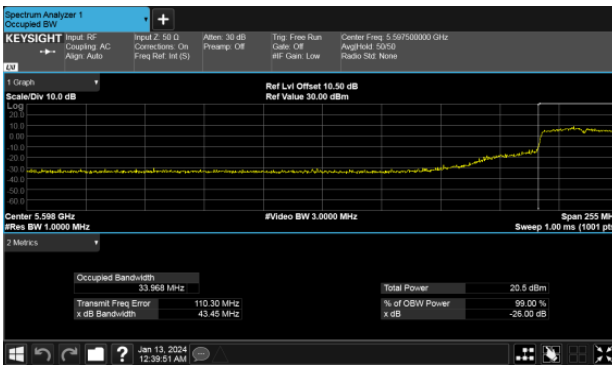


99% Bandwidth
Within 5470-5725MHz Band, Straddle Channel
Modulation Type: 802.11ac VHT40 CH142
ANT A

Modulation Type: 802.11ac VHT80 CH138
ANT A



ANT B



ANT B





10. Average Power

10.1. Test Limit

Output Power:

Frequency Band		Limit
<input checked="" type="checkbox"/>	5.15~5.25GHz	
Operating Mode		
<input type="checkbox"/>	Outdoor access point	The maximum conducted output power over the frequency band of operation shall not exceed 1 W (30dBm) provided the maximum antenna gain does not exceed 6 dBi. If transmitting antennas of directional gain greater than 6 dBi are used, both the maximum conducted output power and the maximum power spectral density shall be reduced by the amount in dB that the directional gain of the antenna exceeds 6 dBi. The maximum e.i.r.p. at any elevation angle above 30degrees as measured from the horizon must not exceed 125 mW (21 dBm).
<input type="checkbox"/>	Indoor access point	The maximum conducted output power over the frequency band of operation shall not exceed 1 W (30dBm) provided the maximum antenna gain does not exceed 6 dBi. If transmitting antennas of directional gain greater than 6 dBi are used, both the maximum conducted output power and the maximum power spectral density shall be reduced by the amount in dB that the directional gain of the antenna exceeds 6 dBi.
<input type="checkbox"/>	Fixed point-to-point access points	The maximum conducted output power over the frequency band of operation shall not exceed 1 W (30dBm). Fixed point-to-point U-NII devices may employ antennas with directional gain up to 23 dBi without any corresponding reduction in the maximum conducted output power or maximum power spectral density. For fixed point-to-point transmitters that employ a directional antenna gain greater than 23 dBi, a 1 dB reduction in maximum conducted output power and maximum power spectral density is required for each 1 dB of antenna gain in excess of 23 dBi.
<input checked="" type="checkbox"/>	client devices	The maximum conducted output power over the frequency band of operation shall not exceed 250 mW (24dBm) provided the maximum antenna gain does not exceed 6 dBi. If transmitting antennas of directional gain greater than 6 dBi are used, both the maximum conducted output power and the maximum power spectral density shall be reduced by the amount in dB that the directional gain of the antenna exceeds 6 dBi.

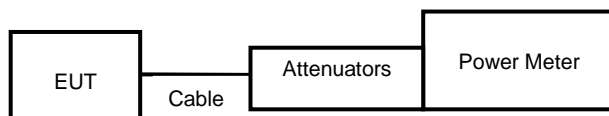


Frequency Band	Limit
<input checked="" type="checkbox"/> 5.25-5.35 GHz	The maximum conducted output power over the frequency bands of operation shall not exceed the lesser of 250 mW (24dBm) or 11 dBm 10 log B, where B is the 26 dB emission bandwidth in megahertz. If transmitting antennas of directional gain greater than 6 dBi are used, both the maximum conducted output power and the maximum power spectral density shall be reduced by the amount in dB that the directional gain of the antenna exceeds 6 dBi.
<input checked="" type="checkbox"/> 5.470-5.725 GHz	
<input checked="" type="checkbox"/> 5.725~5.85 GHz	

10.2. Test Procedure

According to the methods defined in ANSI C63.10-2013 Section 12.3
The transmitter output is connected to a power meter.

10.3. Test Setup Layout



**10.4. Test Result and Data****In the 5.2G Band**

Modulation Type	Data Rate	Setting	CH	Frequency (MHz)	Measured value of each antenna port (dBm)		Total power (dBm)	Total power (mW)	FCC Limit (dBm)
					ANT A	ANT B			
11a	6 Mbps	14	36	5180	13.56	13.15	16.37	43.352	23.00
11a	6 Mbps	14	40	5200	13.74	13.21	16.49	44.600	23.00
11a	6 Mbps	14	48	5240	14.22	13.59	16.93	49.280	23.00
11ac VHT20	NSS1-MCS0	15	36	5180	14.43	13.82	17.15	51.832	23.00
11ac VHT20	NSS1-MCS0	15	40	5200	14.63	13.98	17.33	54.044	23.00
11ac VHT20	NSS1-MCS0	15	48	5240	15.05	14.19	17.65	58.231	23.00
11ac VHT40	NSS1-MCS0	12	38	5190	12.24	11.85	15.06	32.060	23.00
11ac VHT40	NSS1-MCS0	17	46	5230	17.14	16.31	19.76	94.517	23.00
11ac VHT80	NSS1-MCS0	11	42	5210	11.27	10.83	14.07	25.503	23.00

In the 5.3G Band

Modulation Type	Data Rate	Setting	CH	Frequency (MHz)	Measured value of each antenna port (dBm)		Total power (dBm)	Total power (mW)	FCC Limit (dBm)
					ANT A	ANT B			
11a	6 Mbps	15	52	5260	15.15	14.38	17.79	60.150	23.00
11a	6 Mbps	17	60	5300	16.88	16.13	19.53	89.773	23.00
11a	6 Mbps	17	64	5320	16.82	16.22	19.54	89.963	23.00
11ac VHT20	NSS1-MCS0	15	52	5260	15.04	14.03	17.57	57.208	23.00
11ac VHT20	NSS1-MCS0	17	60	5300	16.70	15.87	19.32	85.410	23.00
11ac VHT20	NSS1-MCS0	17	64	5320	16.67	15.83	19.28	84.734	23.00
11ac VHT40	NSS1-MCS0	17	54	5270	17.37	16.28	19.87	97.038	23.00
11ac VHT40	NSS1-MCS0	16	62	5310	16.30	15.68	19.01	79.641	23.00
11ac VHT80	NSS1-MCS0	14	58	5290	14.21	13.55	16.90	49.010	23.00



In the 5.5G Band

Modulation Type	Data Rate	Setting	CH	Frequency (MHz)	Measured value of each antenna port (dBm)		Total power (dBm)	Total power (mW)	FCC Limit (dBm)
					ANT A	ANT B			
11a	6 Mbps	16	100	5500	16.23	16.03	19.14	82.063	23.00
11a	6 Mbps	19	120	5600	17.39	17.77	20.59	114.669	23.00
11a	6 Mbps	17	140	5700	16.12	16.23	19.19	82.902	23.00
11ac VHT20	NSS1-MCS0	17	100	5500	16.88	16.67	19.79	95.204	23.00
11ac VHT20	NSS1-MCS0	19	120	5600	17.68	17.12	20.42	110.137	23.00
11ac VHT20	NSS1-MCS0	17	140	5700	15.77	16.32	19.06	80.612	23.00
11ac VHT40	NSS1-MCS0	11	102	5510	11.98	11.85	14.93	31.087	23.00
11ac VHT40	NSS1-MCS0	21.5	118	5590	19.74	19.39	22.58	181.085	23.00
11ac VHT40	NSS1-MCS0	17	134	5670	16.48	16.18	19.34	85.959	23.00
11ac VHT80	NSS1-MCS0	11	106	5530	11.49	11.39	14.45	27.865	23.00
11ac VHT80	NSS1-MCS0	17	122	5610	16.19	16.07	19.14	82.049	23.00

In the 5.8G Band

Modulation Type	Data Rate	Setting	CH	Frequency (MHz)	Measured value of each antenna port (dBm)		Total power (dBm)	Total power (mW)	FCC Limit (dBm)
					ANT A	ANT B			
11a	6 Mbps	20	149	5745	18.33	18.32	21.34	135.997	29.00
11a	6 Mbps	23	157	5785	19.81	19.69	22.76	188.830	29.00
11a	6 Mbps	23	165	5825	19.96	19.62	22.80	190.705	29.00
11ac VHT20	NSS1-MCS0	20	149	5745	17.91	18.45	21.20	131.786	29.00
11ac VHT20	NSS1-MCS0	23	157	5785	19.58	20.07	22.84	192.407	29.00
11ac VHT20	NSS1-MCS0	23	165	5825	19.85	19.93	22.90	195.006	29.00
11ac VHT40	NSS1-MCS0	22	151	5755	19.68	20.21	22.96	197.851	29.00
11ac VHT40	NSS1-MCS0	22	159	5795	19.77	19.98	22.89	194.382	29.00
11ac VHT80	NSS1-MCS0	20	155	5775	18.48	18.73	21.62	145.114	29.00



FCC Maximum Conducted Output Power (Within 5470-5725MHz band) RF Output Power(dBm)										
Setting	Modulation Type	Data Rate	Frequency (MHz)	W/O Duty Factor Measured value of each antenna port (dBm)		W/O duty factor Total power (dBm)	Duty Factor (dB)	With duty factor Total power (mW)	With duty factor Total power (dBm)	FCC Limit (dBm)
				ANT A	ANT B					
20	11a	6M	5720	13.05	13.24	16.16	0.00	41.270	16.16	22.40
20	11ac VHT20	NSS1-MCS0	5720	12.87	13.04	15.97	0.00	39.501	15.97	23.00
23	11ac VHT40	NSS1-MCS0	5710	16.12	12.61	17.72	0.15	61.244	17.87	23.00
22	11ac VHT80	NSS1-MCS0	5690	15.21	15.53	18.38	0.31	74.016	18.69	23.00

FCC Maximum Conducted Output Power (Extends across 5725MHz band) RF Output Power(dBm)										
Setting	Modulation Type	Data Rate	Frequency (MHz)	W/O Duty Factor Measured value of each antenna port (dBm)		W/O duty factor Total power (dBm)	Duty Factor (dB)	With duty factor Total power (mW)	With duty factor Total power (dBm)	FCC Limit (dBm)
				ANT A	ANT B					
20	11a	6M	5720	5.71	5.92	8.83	0.00	7.632	8.83	29.00
20	11ac VHT20	NSS1-MCS0	5720	5.72	6.33	9.05	0.00	8.028	9.05	29.00
23	11ac VHT40	NSS1-MCS0	5710	4.67	1.31	6.32	0.15	4.433	6.47	29.00
22	11ac VHT80	NSS1-MCS0	5690	0.43	0.77	3.61	0.31	2.468	3.92	29.00

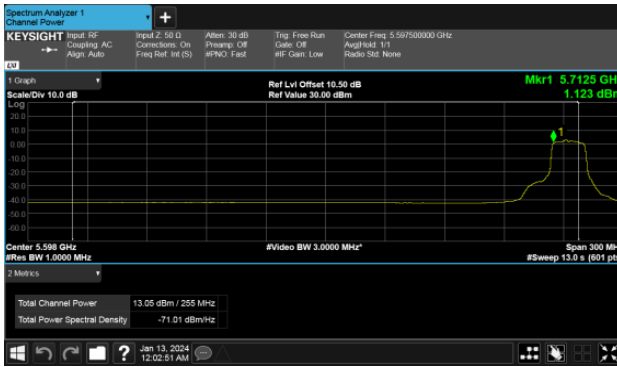
Modulation Type	Data Rate	Setting	Channel	Frequency (MHz)	Avg Power Output (dBm)		Total Power (dBm)
					ANT A	ANT B	
Meter power (for full power)							
11a	6 Mbps	20	Ch144	5720MHz	17.91	18.45	21.20
11ac VHT20	NSS1-MCS0	20	Ch144	5720MHz	18.3	17.97	21.15
11ac VHT40	NSS1-MCS0	23	Ch142	5710MHz	20.41	17.22	22.11
11ac VHT80	NSS1-MCS0	22	Ch138	5690MHz	19.43	19.97	22.72

Note: Power Meter Average power is for reference only.



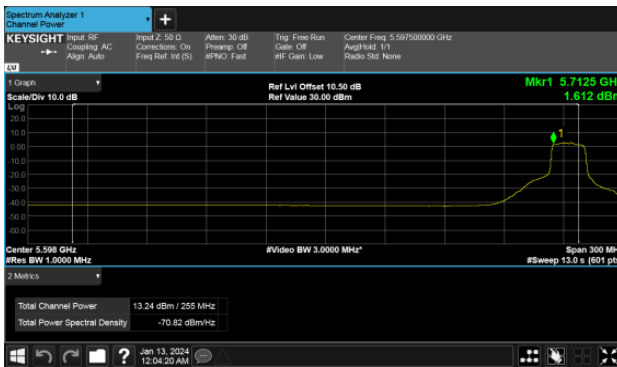
Within 5470-5725MHz Band, Straddle Channel
Modulation Type: 802.11a CH144
ANT A

Modulation Type: 802.11ac VHT20 CH144
ANT A



ANT B

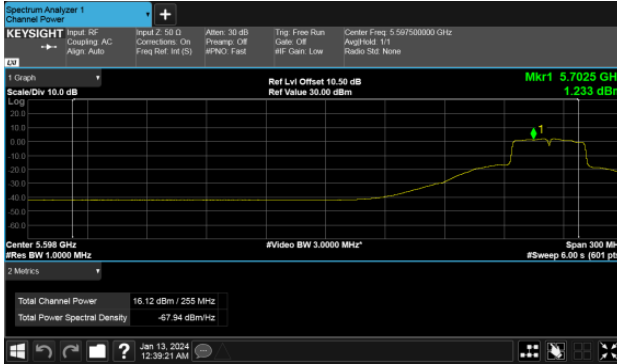
ANT B



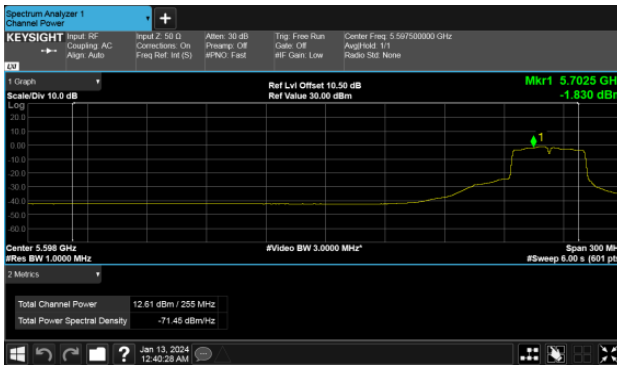


Within 5470-5725MHz Band, Straddle Channel
Modulation Type: 802.11ac VHT40 CH142
ANT A

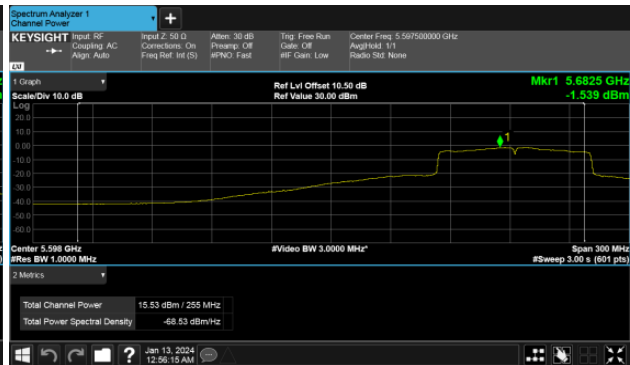
Modulation Type: 802.11ac VHT80 CH138
ANT A



ANT B



ANT B





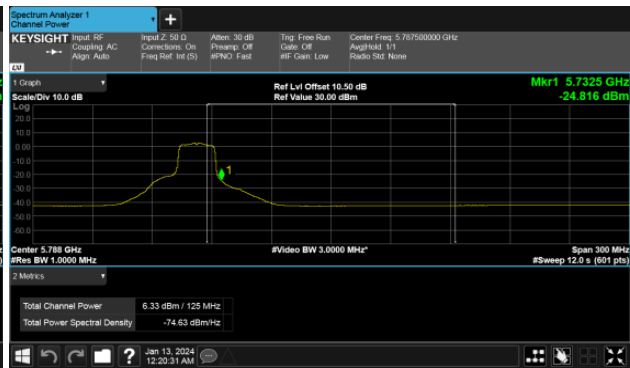
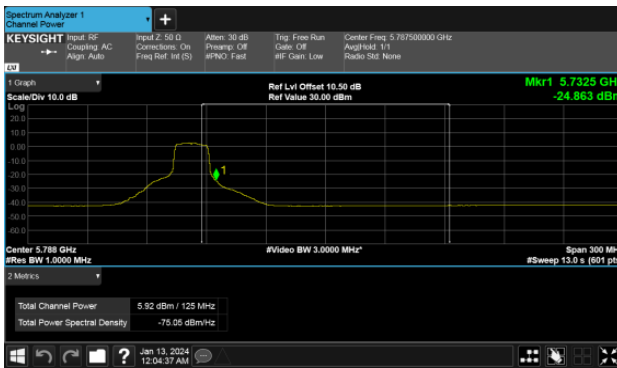
Extends across 5725MHz band, Straddle Channel
Modulation Type: 802.11a CH144
ANT A

Modulation Type: 802.11ac VHT20 CH144
ANT A



ANT B

ANT B

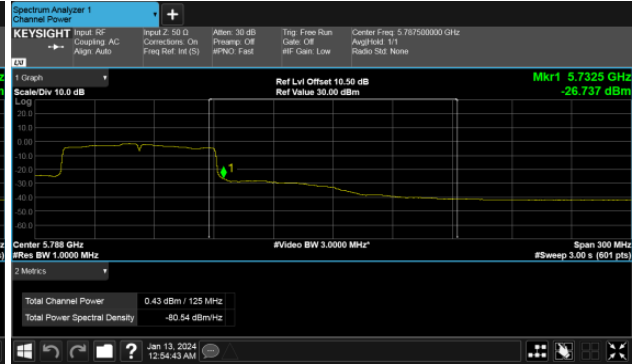
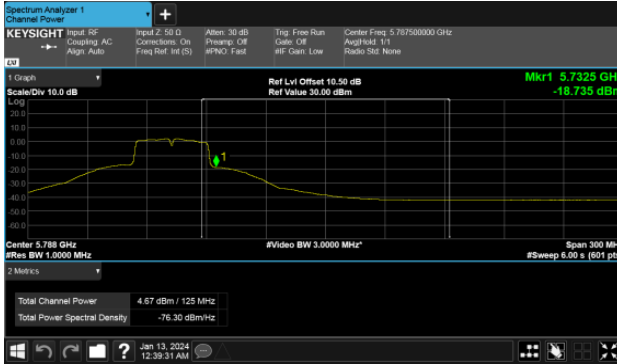




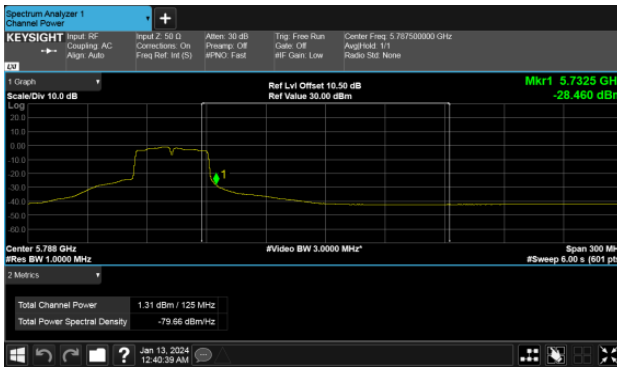
Non-beamforming

Extends across 5725MHz band, Straddle Channel
Modulation Type: 802.11ac VHT40 CH142
ANT A

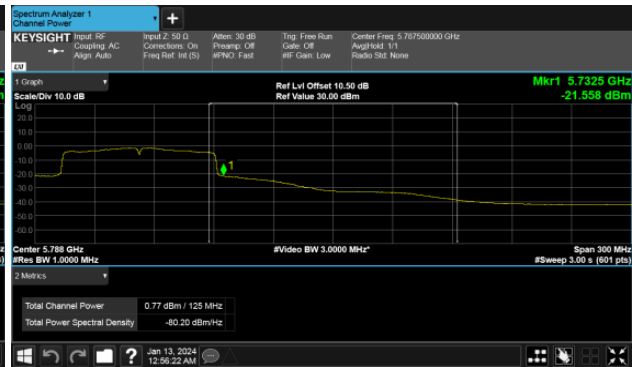
Modulation Type: 802.11ac VHT80 CH138
ANT A



ANT B



ANT B





11. Power Spectral Density

11.1. Test Limit

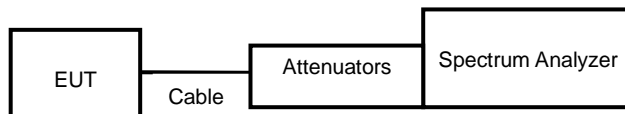
PSD:

Frequency Band		Limit
<input checked="" type="checkbox"/>	5.15~5.25GHz	
	Operating Mode	
<input type="checkbox"/>	Outdoor access point	17 dBm/MHz
<input type="checkbox"/>	Indoor access point	17 dBm/MHz
<input type="checkbox"/>	Fixed point-to-point access points	17 dBm/MHz
<input checked="" type="checkbox"/>	Mobile and portable client devices	11 dBm/MHz
<input checked="" type="checkbox"/>	5.725~5.85 GHz	11 dBm/MHz
<input checked="" type="checkbox"/>	5.470-5.725 GHz	11 dBm/MHz
<input checked="" type="checkbox"/>	5.725~5.85 GHz	30 dBm/500kHz

11.2. Test Procedure

Reference to KDB789033 D02 General UNII Test Procedures New Rules v02r01

11.3. Test Setup Layout



**11.4. Test Result and Data**

In the 5.2G Band

Modulation Type	Channel	Frequency (MHz)	Meas PSD (dBm/MHz)		Sum chain (dBm)	Duty Cycle CF(dB)	Total Corr'd PSD (dBm/MHz)	PSD Limit (dBm/MHz)
			ANT A	ANT B				
11a	36	5180	-1.98	-2.46	0.80	0.00	0.80	6.99
11a	40	5200	-2.27	-2.72	0.52	0.00	0.52	6.99
11a	48	5240	-1.29	-2.68	1.08	0.00	1.08	6.99
11ac VHT20	36	5180	-1.49	-2.11	1.22	0.00	1.22	6.99
11ac VHT20	40	5200	-2.00	-2.38	0.83	0.00	0.83	6.99
11ac VHT20	48	5240	-1.00	-2.34	1.40	0.00	1.40	6.99
11ac VHT40	38	5190	-6.80	-7.37	-4.07	0.15	-3.92	6.99
11ac VHT40	46	5230	-1.97	-3.51	0.34	0.15	0.49	6.99
11ac VHT80	42	5210	-11.55	-11.92	-8.72	0.31	-8.41	6.99

In the 5.3G Band

Modulation Type	Channel	Frequency (MHz)	Meas PSD (dBm/MHz)		Sum chain (dBm)	Duty Cycle CF(dB)	Total Corr'd PSD (dBm/MHz)	PSD Limit (dBm/MHz)
			ANT A	ANT B				
11a	52	5260	0.46	-0.75	2.90	0.00	2.90	6.99
11a	60	5300	1.67	0.87	4.30	0.00	4.30	6.99
11a	64	5320	1.46	0.52	4.02	0.00	4.02	6.99
11ac VHT20	52	5260	-0.51	-1.33	2.11	0.00	2.11	6.99
11ac VHT20	60	5300	1.19	0.60	3.91	0.00	3.91	6.99
11ac VHT20	64	5320	0.85	-0.04	3.44	0.00	3.44	6.99
11ac VHT40	54	5270	-0.78	-2.17	1.59	0.15	1.74	6.99
11ac VHT40	62	5310	-2.60	-3.15	0.14	0.15	0.29	6.99
11ac VHT80	58	5290	-7.00	-8.20	-4.55	0.31	-4.24	6.99



In the 5.5G Band

Modulation Type	Channel (MHz)	Frequency (MHz)	Meas PSD (dBm/MHz)		Sum chain (dBm)	Duty Cycle CF(dB)	Total Corr'd PSD (dBm/MHz)	PSD Limit (dBm/MHz)
			ANT A	ANT B				
11a	100	5500	0.87	0.35	3.62	0.00	3.62	6.99
11a	120	5600	2.49	2.79	5.65	0.00	5.65	6.99
11a	140	5700	1.33	1.82	4.59	0.00	4.59	6.99
11a	144	5720	3.16	3.11	6.15	0.00	6.15	6.99
11ac VHT20	100	5500	1.08	0.79	3.94	0.00	3.94	6.99
11ac VHT20	120	5600	1.84	2.27	5.07	0.00	5.07	6.99
11ac VHT20	140	5700	0.50	1.30	3.93	0.00	3.93	6.99
11ac VHT20	144	5720	2.67	2.66	5.68	0.15	5.83	6.99
11ac VHT40	102	5510	-6.93	-7.29	-4.09	0.15	-3.94	6.99
11ac VHT40	118	5590	1.21	1.41	4.32	0.15	4.47	6.99
11ac VHT40	134	5670	-1.55	-1.67	1.41	0.15	1.56	6.99
11ac VHT40	142	5710	2.11	-0.89	3.87	0.15	4.02	6.99
11ac VHT80	106	5530	-10.69	-10.53	-7.60	0.31	-7.29	6.99
11ac VHT80	122	5610	-5.80	-5.38	-2.57	0.31	-2.26	6.99
11ac VHT80	138	5690	-1.39	-1.35	1.64	0.31	1.95	6.99

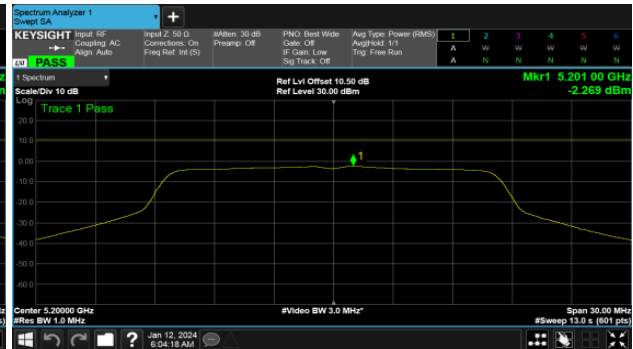
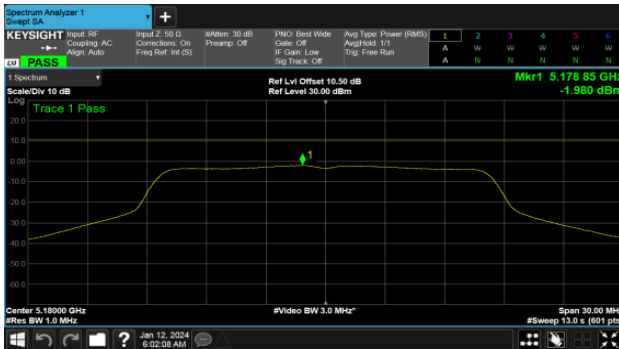
In the 5.8G Band

Modulation Type	Channel (MHz)	Frequency (MHz)	Meas PSD (dBm/MHz)		Sum chain (dBm)	Duty Cycle CF (dB)	10log (500KHz /RBW) CF (dB)	Total Corr'd PSD (dBm/500kHz)	PSD Limit (dBm/500kHz)
			ANT A	ANT B					
11a	149	5745	2.64	2.75	5.70	0.00	-3.01	2.69	25.99
11a	157	5785	4.38	4.33	7.36	0.00	-3.01	4.35	25.99
11a	165	5825	4.33	4.43	7.39	0.00	-3.01	4.38	25.99
11ac VHT20	149	5745	2.14	1.93	5.05	0.00	-3.01	2.04	25.99
11ac VHT20	157	5785	3.99	4.37	7.19	0.00	-3.01	4.18	25.99
11ac VHT20	165	5825	4.16	4.47	7.33	0.00	-3.01	4.32	25.99
11ac VHT40	151	5755	0.46	0.83	3.66	0.15	-3.01	0.80	25.99
11ac VHT40	159	5795	0.59	1.57	4.11	0.15	-3.01	1.25	25.99
11ac VHT80	155	5775	-3.59	-3.39	-0.48	0.31	-3.01	-3.18	25.99



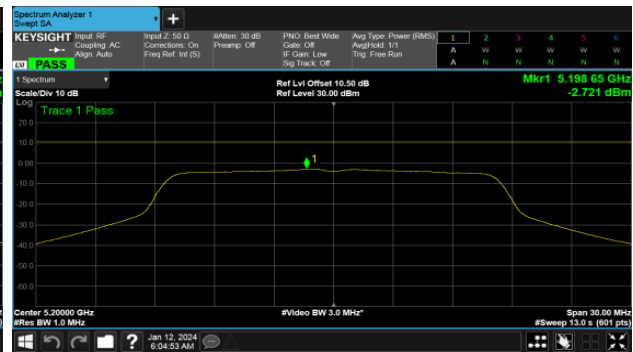
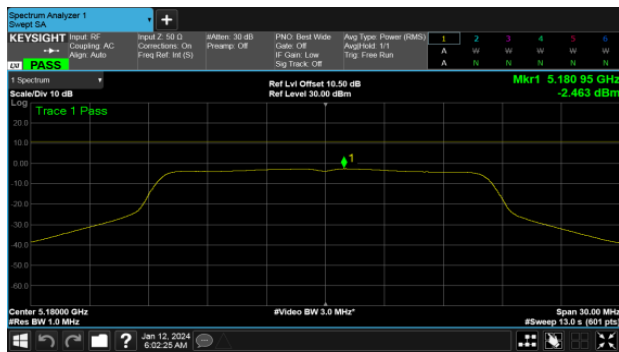
Modulation Type: 802.11a CH36
ANT A

Modulation Type: 802.11a CH40
ANT A



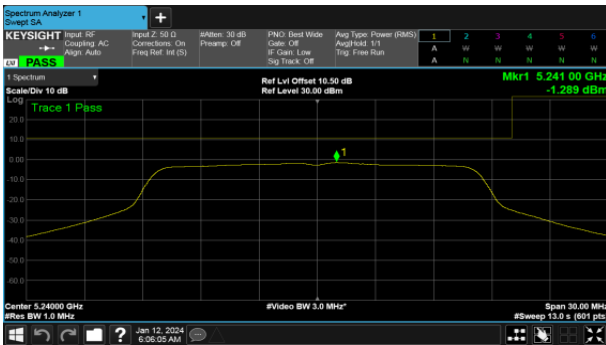
ANT B

ANT B

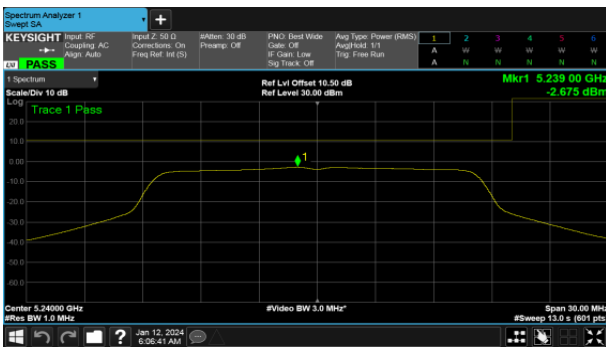




Modulation Type: 802.11a CH48
ANT A



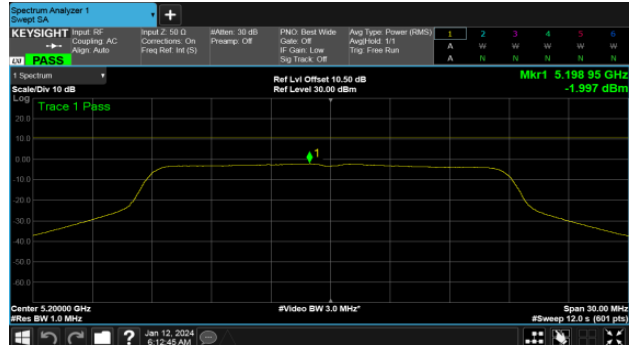
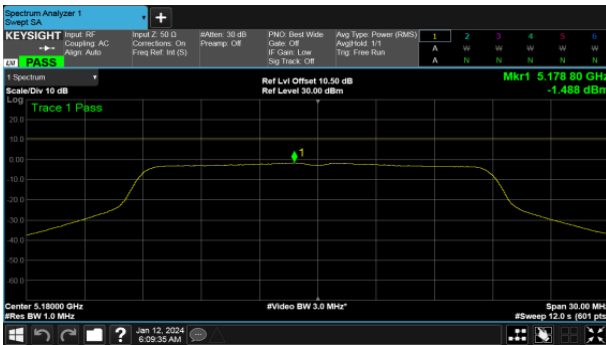
ANT B





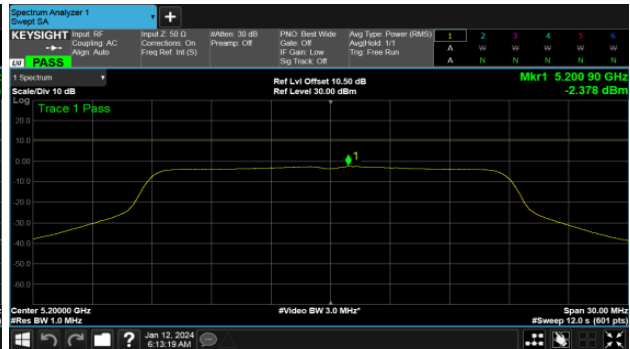
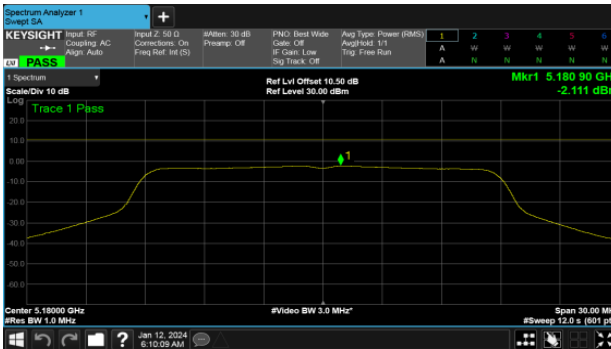
Modulation Type: 802.11ac VHT20 CH36
ANT A

Modulation Type: 802.11ac VHT20 CH40
ANT A



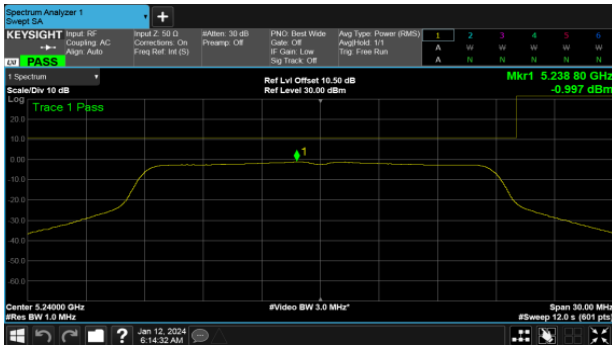
ANT B

ANT B

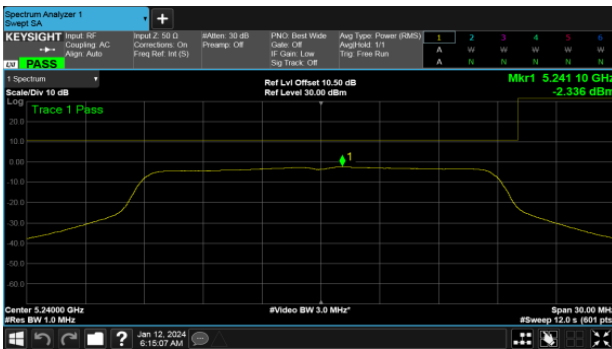




Modulation Type: 802.11ac VHT20 CH48
ANT A



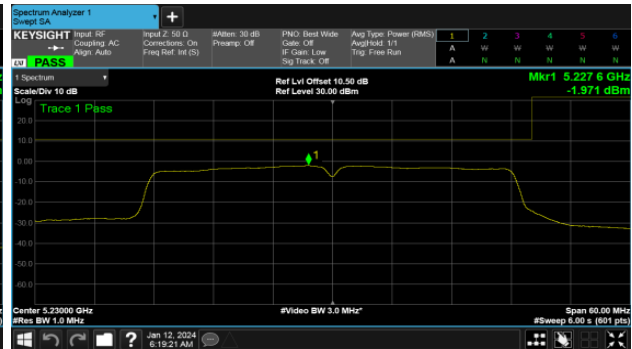
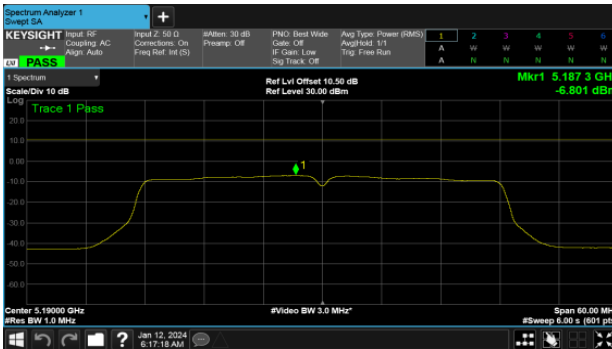
ANT B





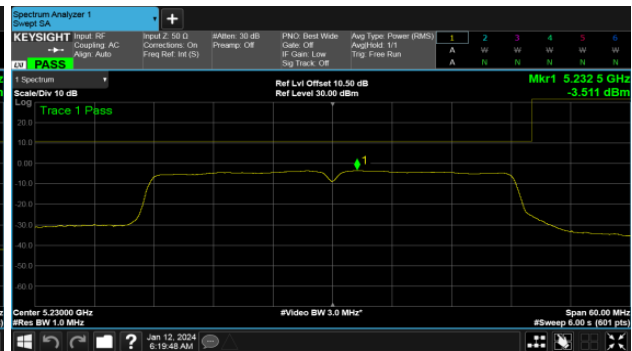
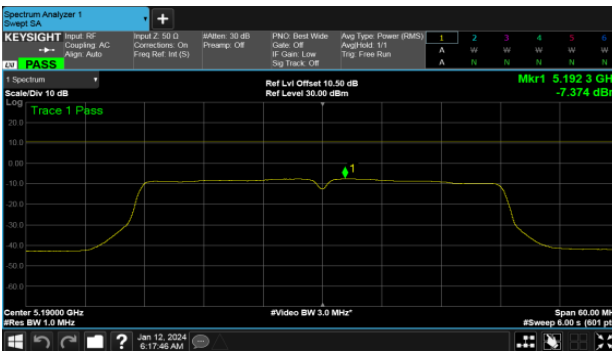
Modulation Type: 802.11ac VHT40 CH38
ANT A

Modulation Type: 802.11ac VHT40 CH46
ANT A



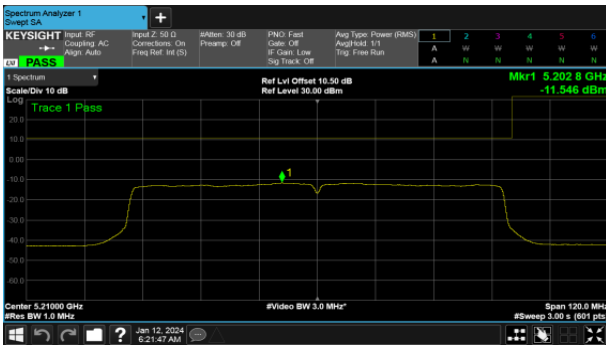
ANT B

ANT B

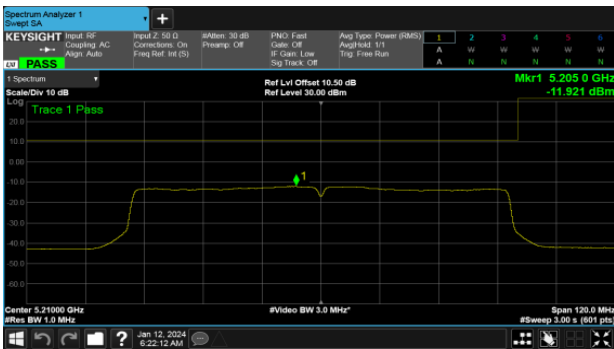




Modulation Type: 802.11ac VHT80 CH42
ANT A



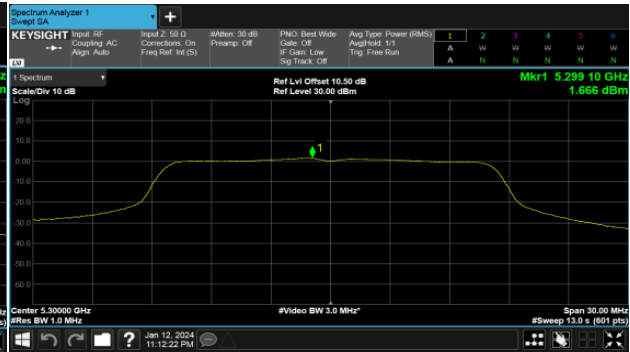
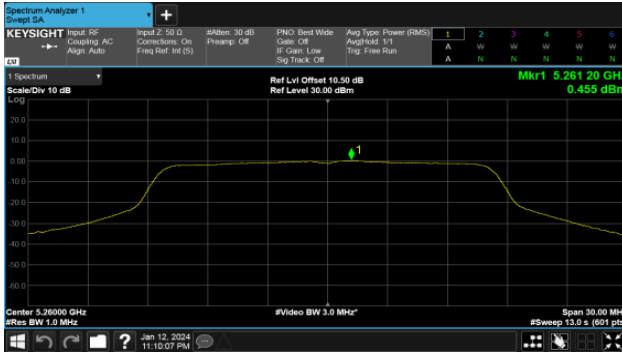
ANT B





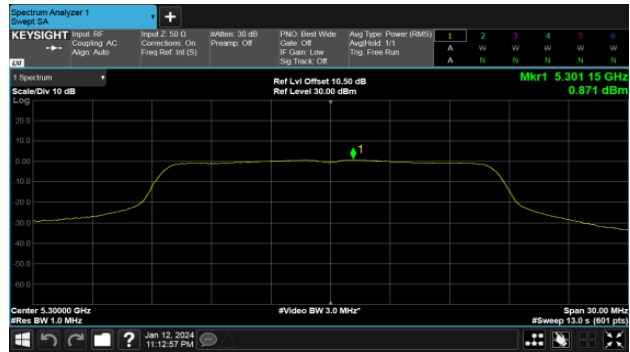
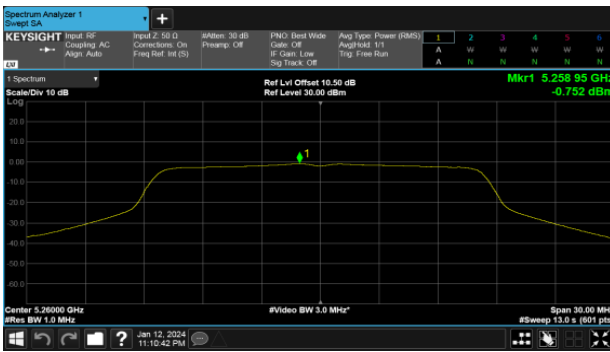
Modulation Type: 802.11a CH52
ANT A

Modulation Type: 802.11a CH60
ANT A



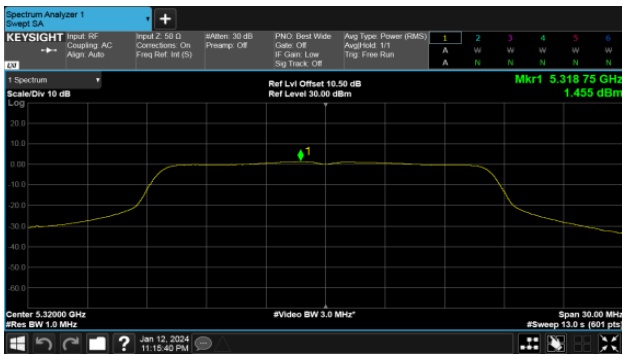
ANT B

ANT B

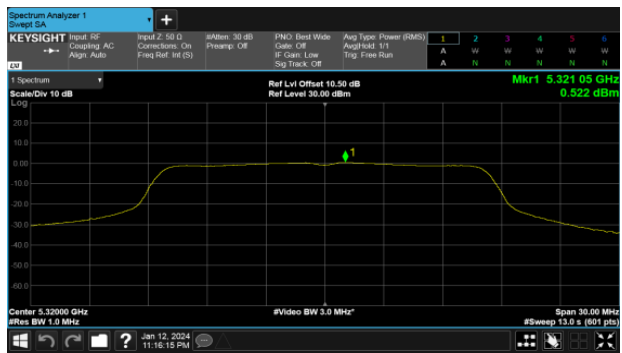




Modulation Type: 802.11a CH64
ANT A



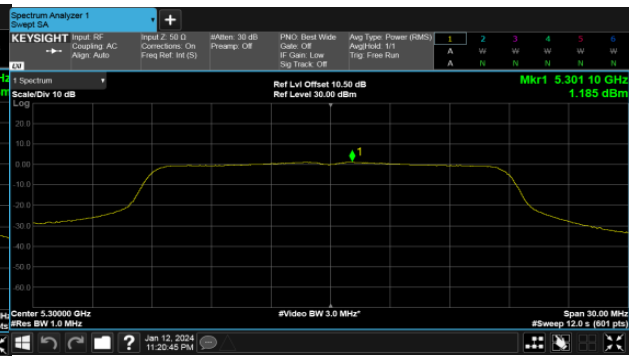
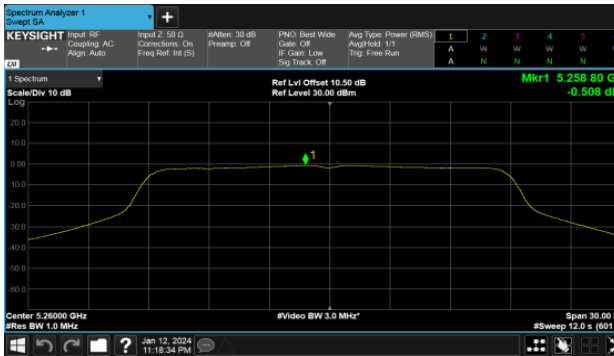
ANT B





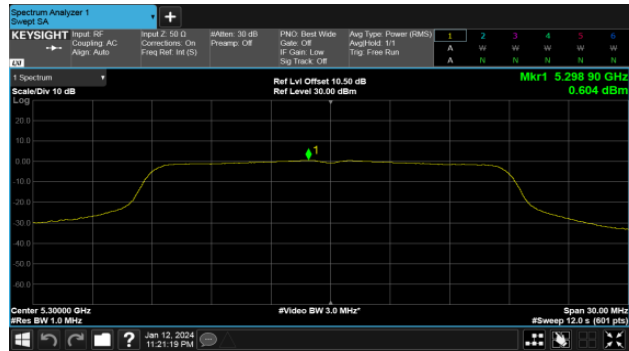
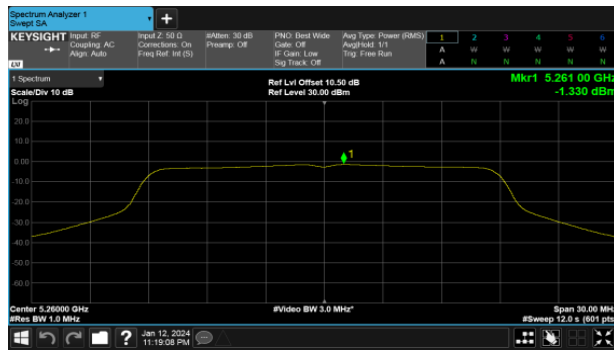
Modulation Type: 802.11ac VHT20 CH52
ANT A

Modulation Type: 802.11ac VHT20 CH60
ANT A



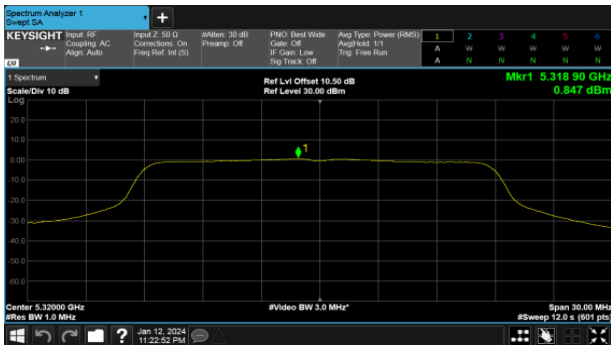
ANT B

ANT B

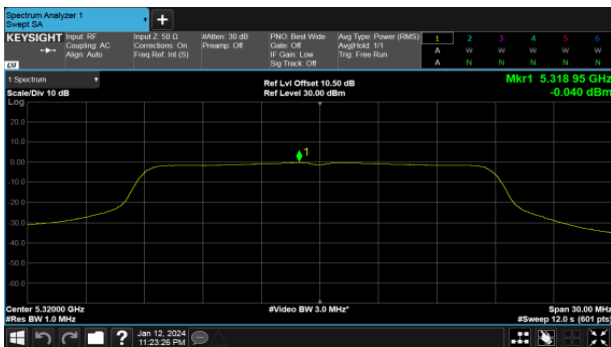




Modulation Type: 802.11ac VHT20 CH64
ANT A



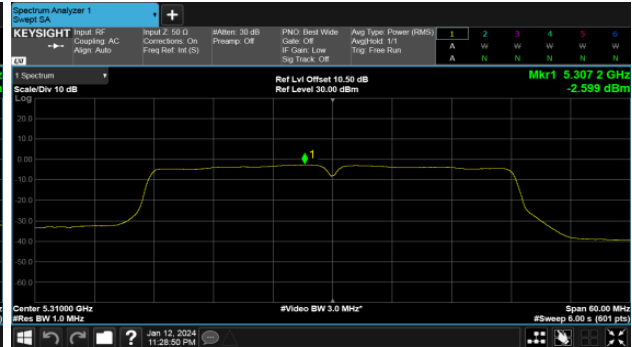
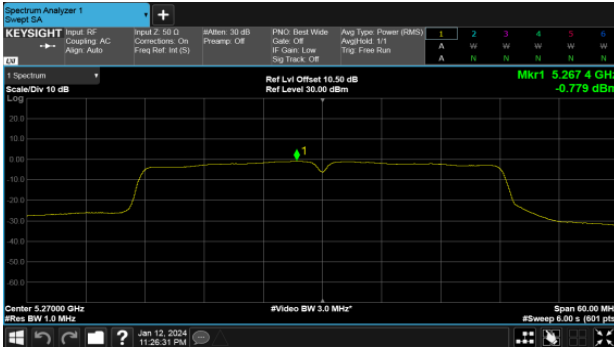
ANT B





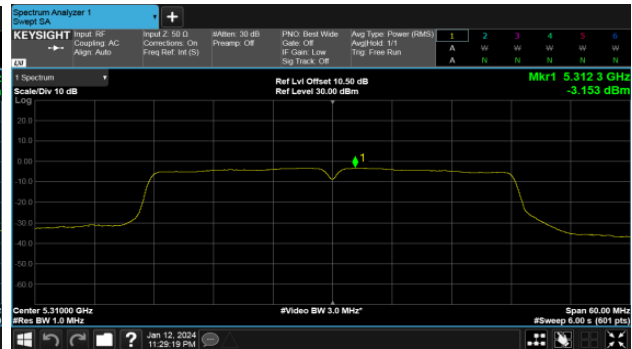
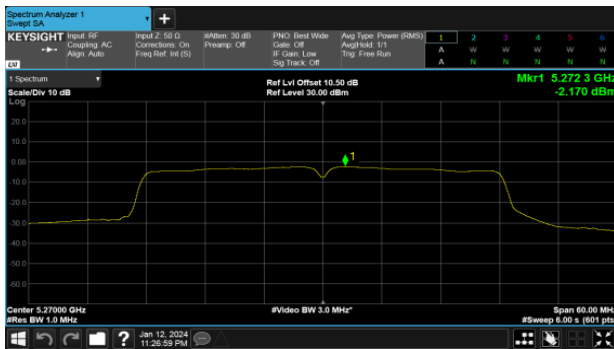
Modulation Type: 802.11ac VHT40 CH54
ANT A

Modulation Type: 802.11ac VHT40 CH62
ANT A



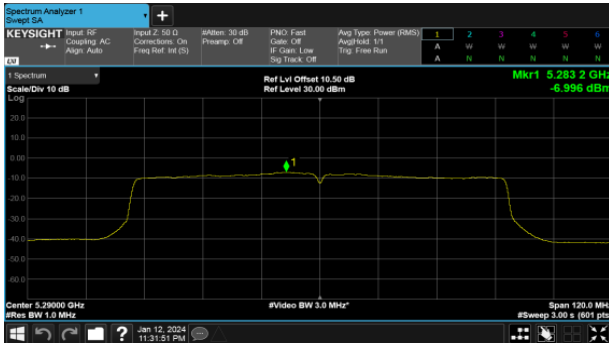
ANT B

ANT B

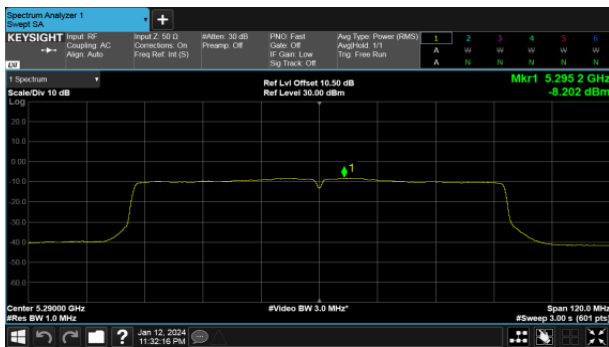




Modulation Type: 802.11ac VHT80 CH58
ANT A



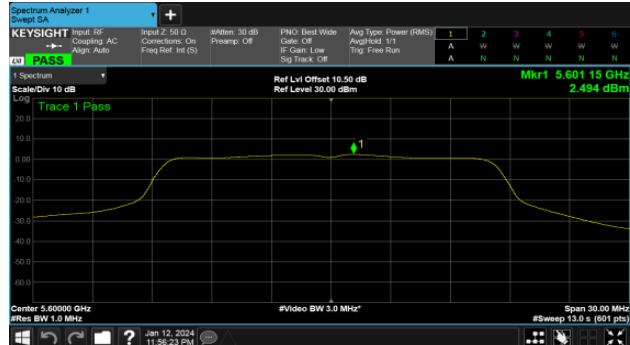
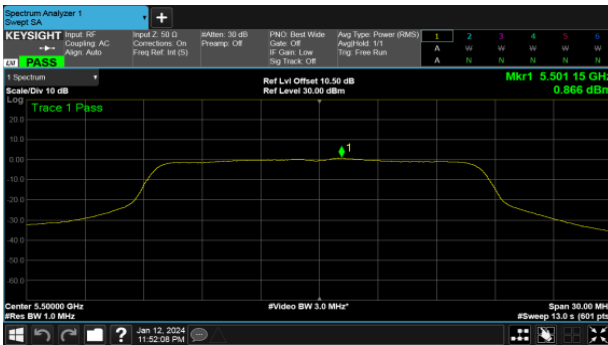
ANT B





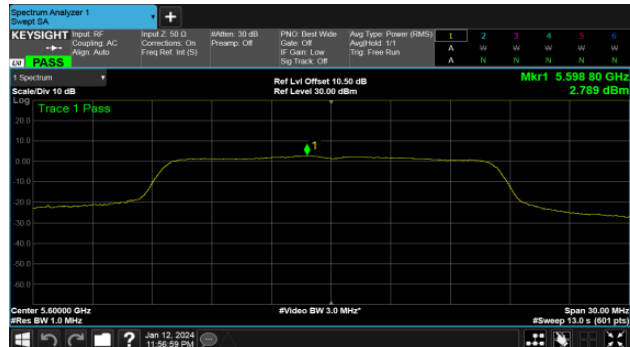
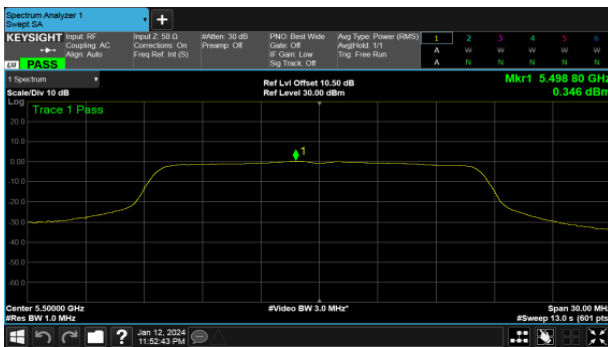
Modulation Type: 802.11a CH100
ANT A

Modulation Type: 802.11a CH120
ANT A



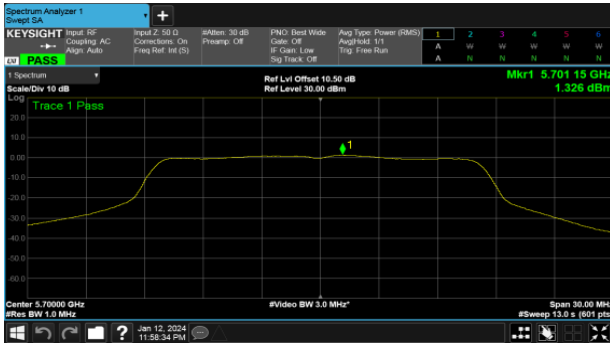
ANT B

ANT B

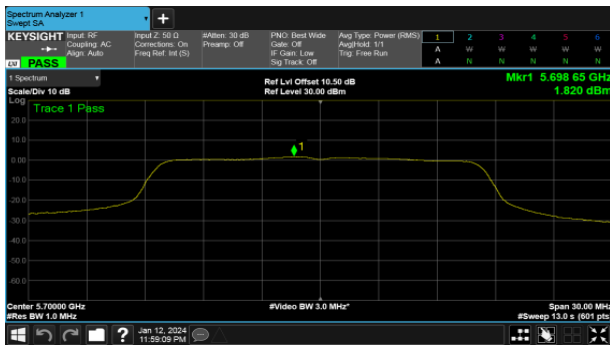




Modulation Type: 802.11a CH140
ANT A

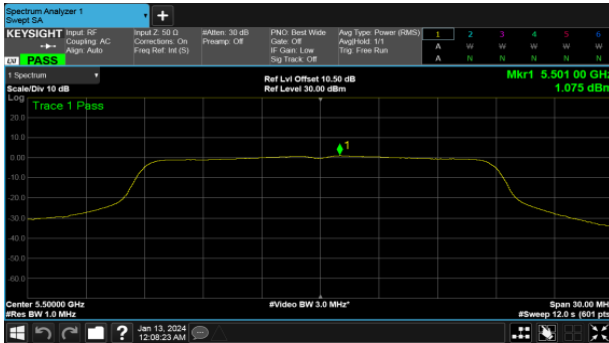


ANT B

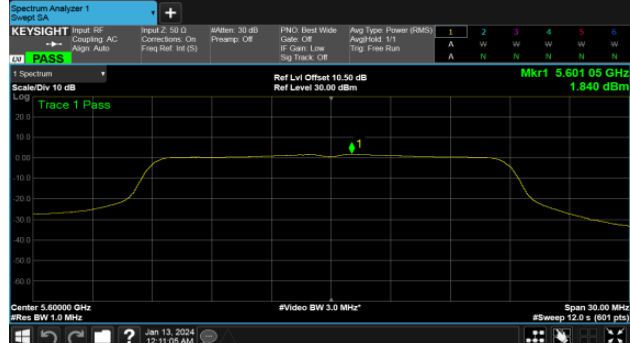




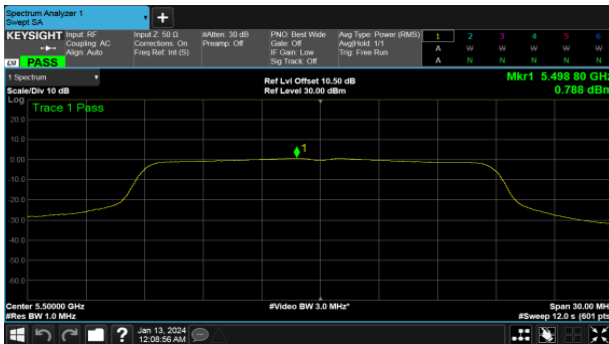
Modulation Type: 802.11ac VHT20 CH100
ANT A



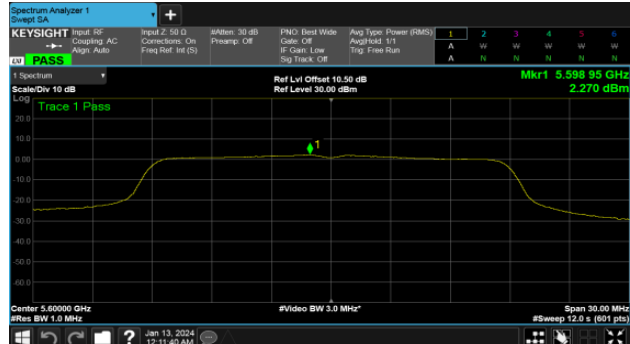
Modulation Type: 802.11ac VHT20 CH120
ANT A



ANT B

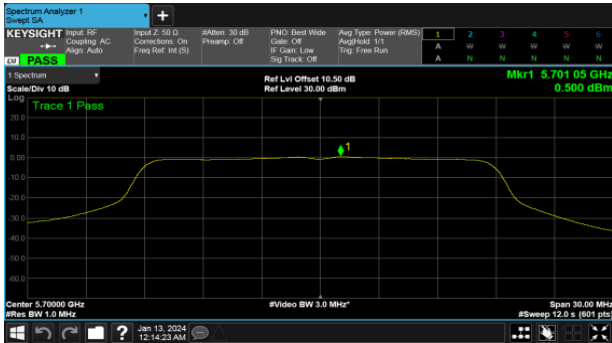


ANT B

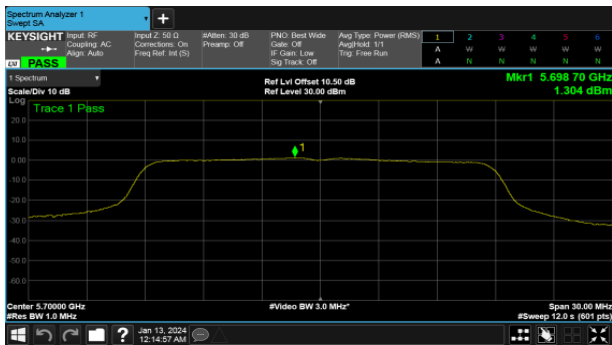




Modulation Type: 802.11ac VHT20 CH140
ANT A

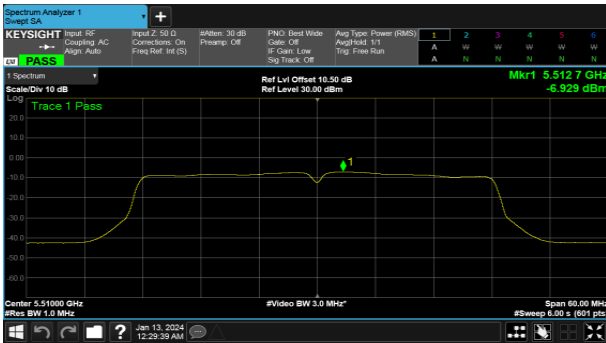


ANT B

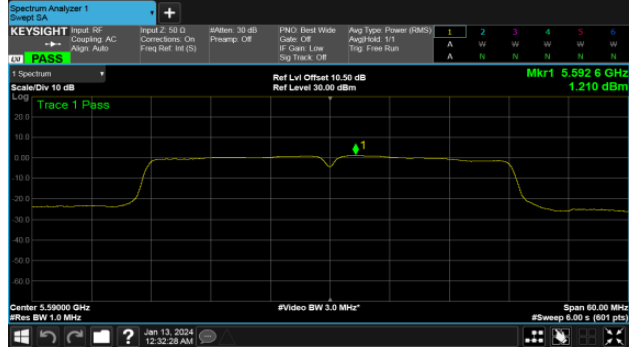




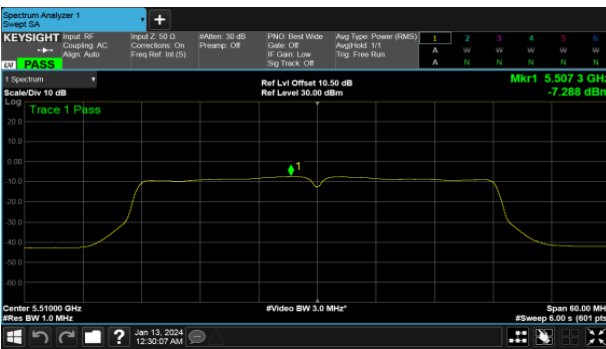
Modulation Type: 802.11ac VHT40 CH102
ANT A



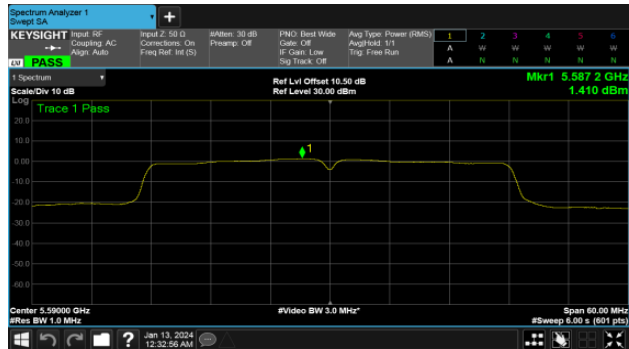
Modulation Type: 802.11ac VHT40 CH118
ANT A



ANT B

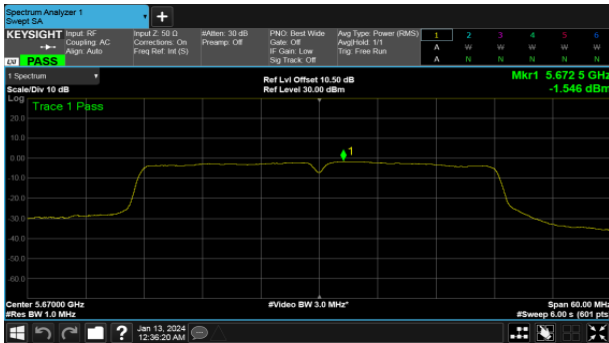


ANT B

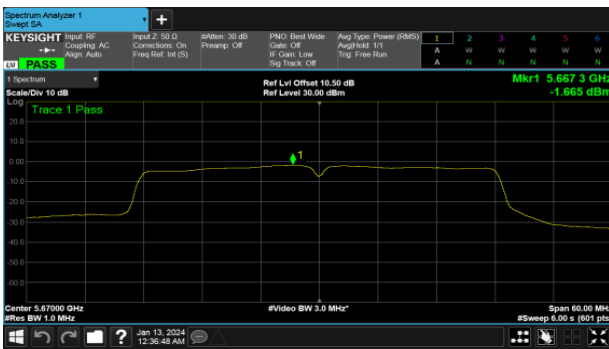




Modulation Type: 802.11ac VHT40 CH134
ANT A

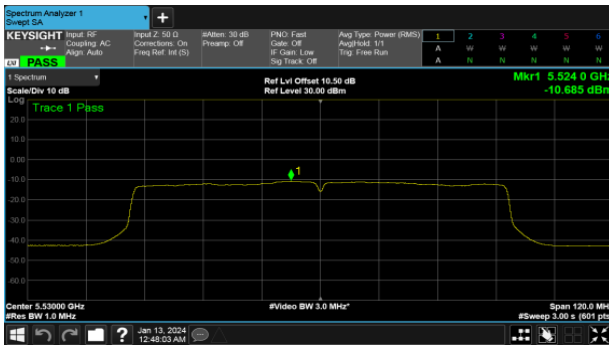


ANT B

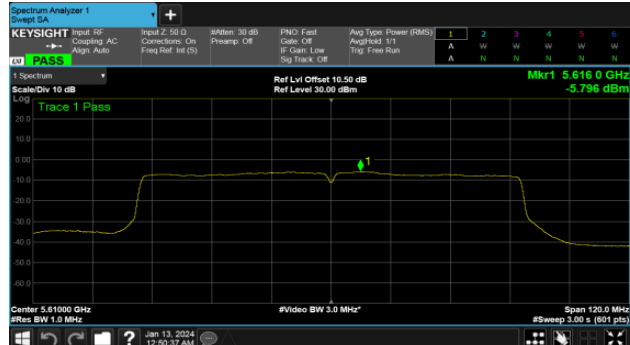




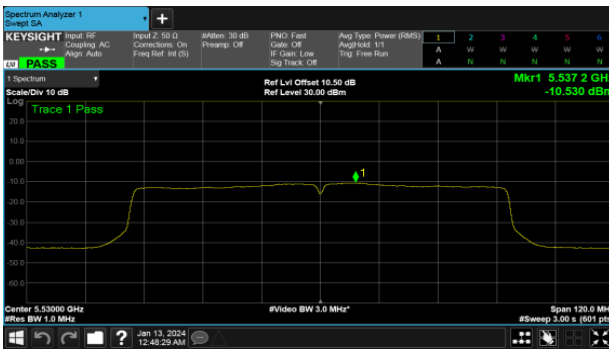
Modulation Type: 802.11ac VHT80 CH106
ANT A



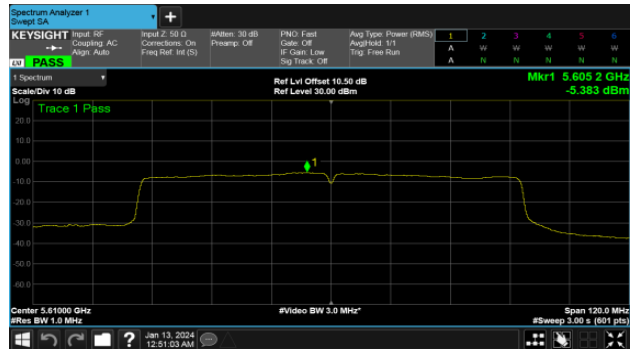
Modulation Type: 802.11ac VHT80 CH122
ANT A



ANT B



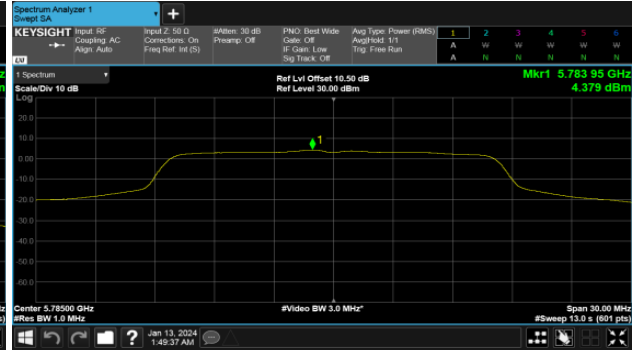
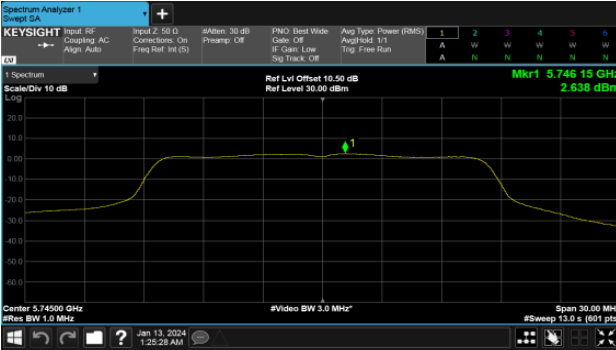
ANT B





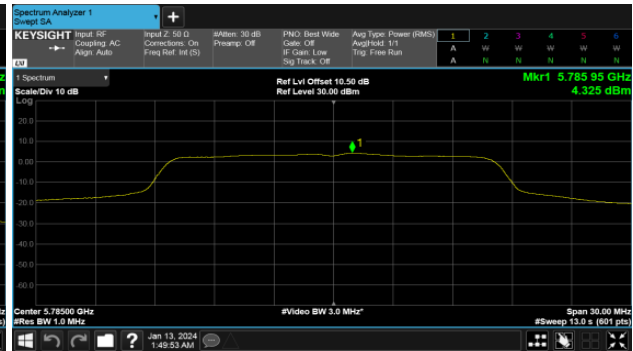
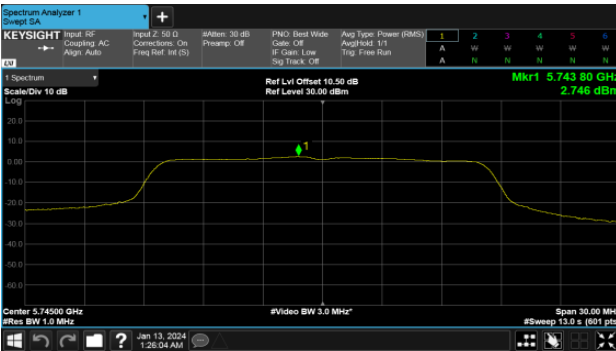
Modulation Type: 802.11a CH149
ANT A

Modulation Type: 802.11a CH157
ANT A



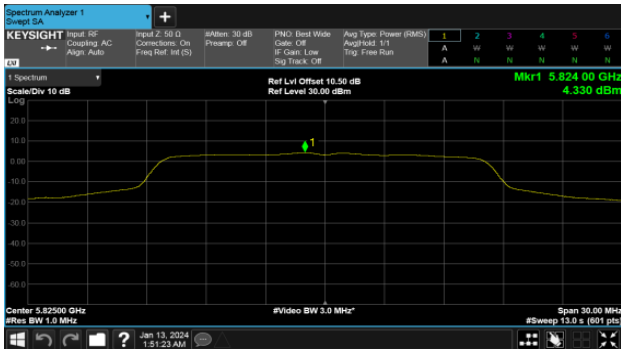
ANT B

ANT B

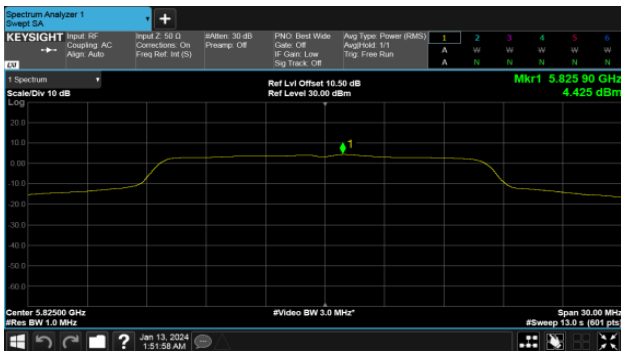




Modulation Type: 802.11a CH165
ANT A



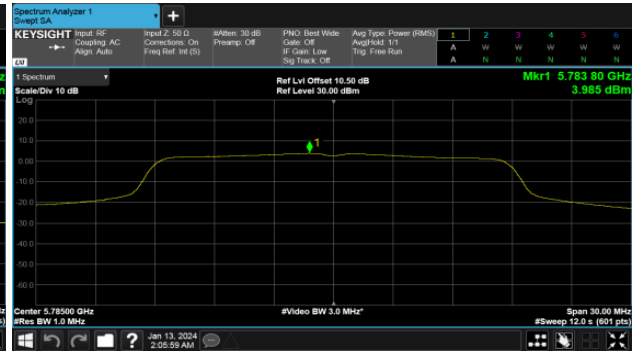
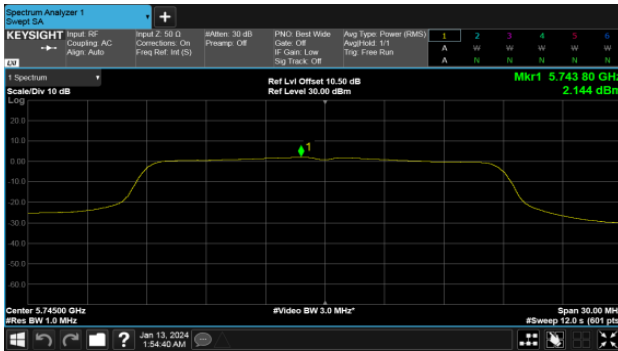
ANT B





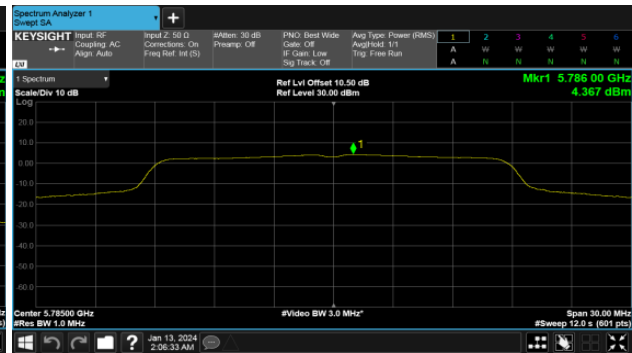
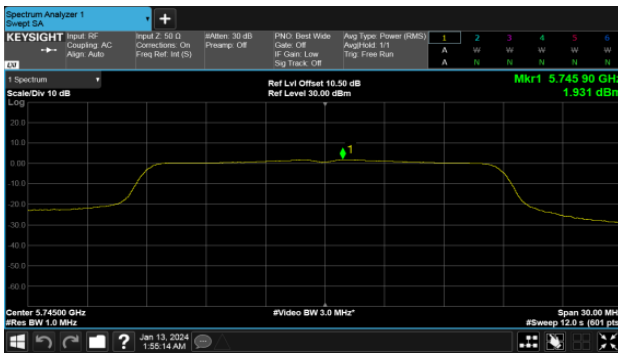
Modulation Type: 802.11ac VHT20 CH149
ANT A

Modulation Type: 802.11ac VHT20 CH157
ANT A



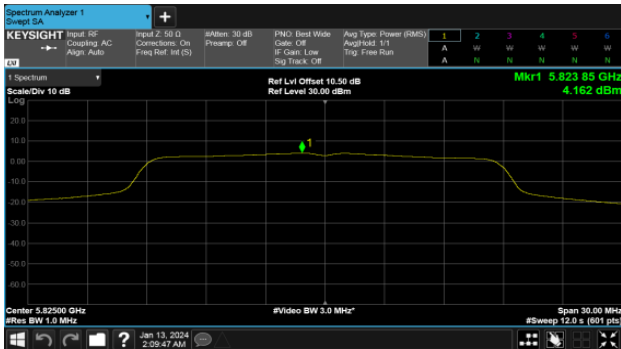
ANT B

ANT B

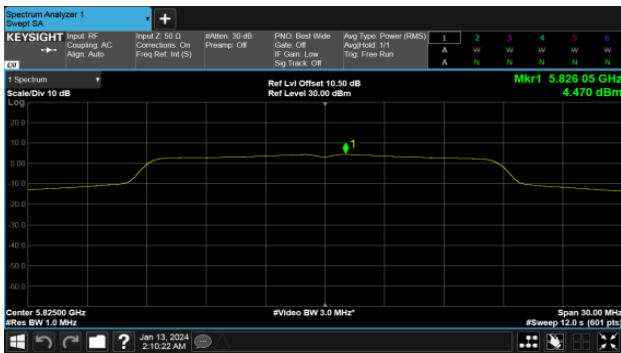




Modulation Type: 802.11ac VHT20 CH165
ANT A



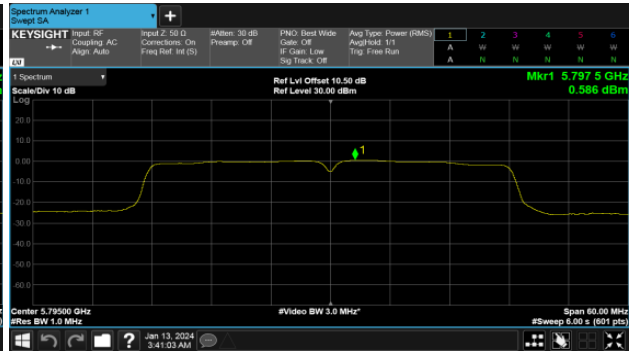
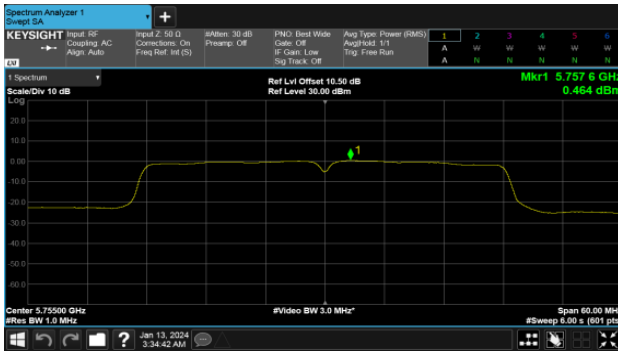
ANT B





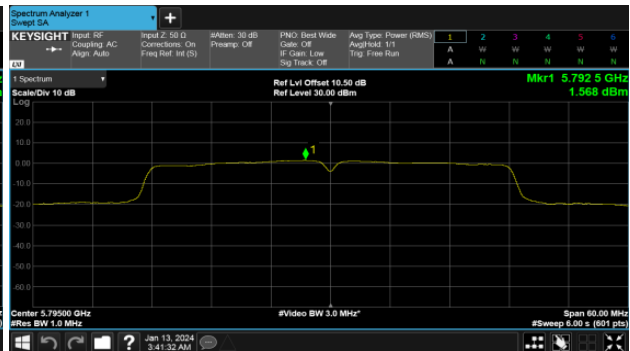
Modulation Type: 802.11ac VHT40 CH151
ANT A

Modulation Type: 802.11ac VHT40 CH159
ANT A



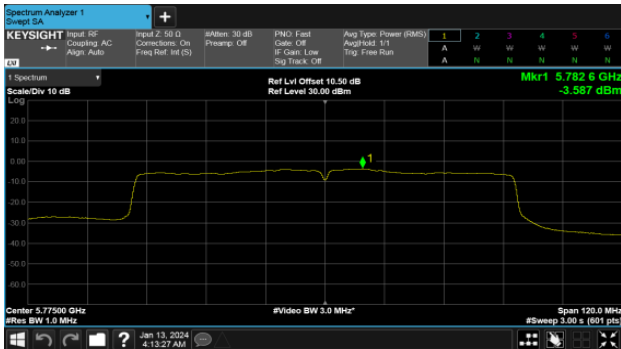
ANT B

ANT B

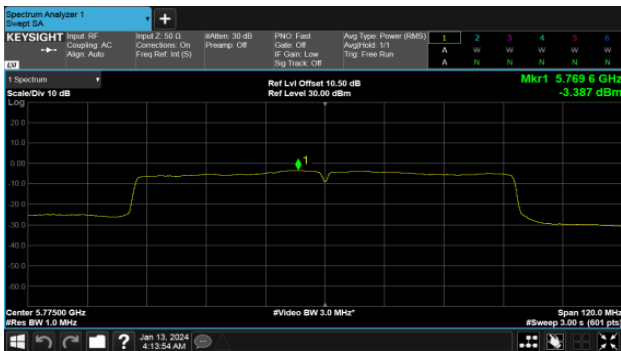




Modulation Type: 802.11ac VHT80 CH155
ANT A



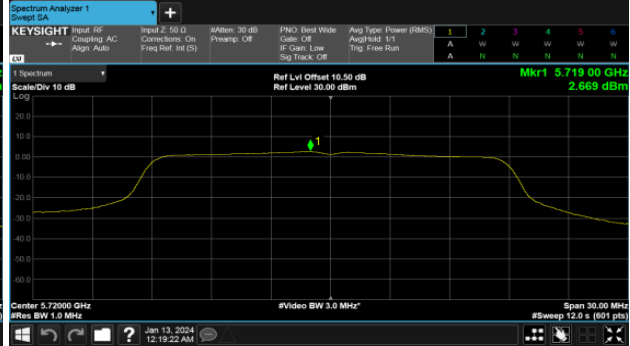
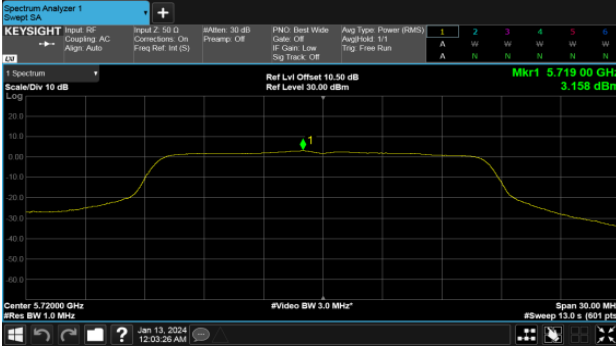
ANT B





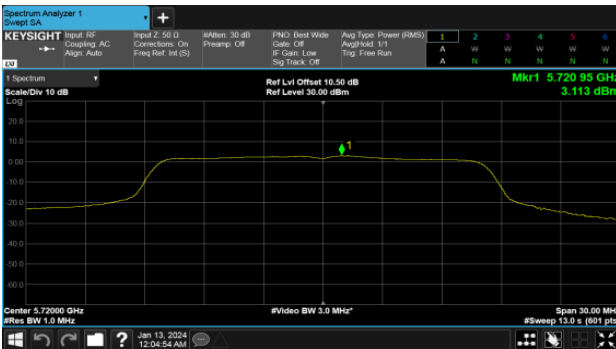
Straddle Channel
Modulation Type: 802.11a CH144
ANT A

Modulation Type: 802.11ac VHT20 CH144
ANT A



ANT B

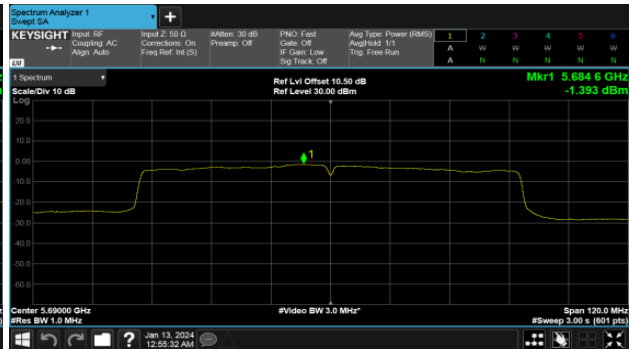
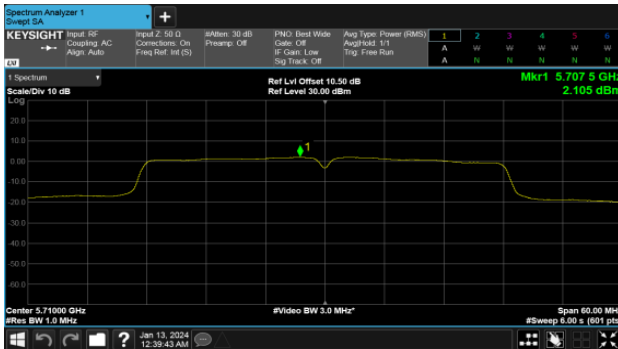
ANT B





Modulation Type: 802.11ac VHT40 CH142
ANT A

Modulation Type: 802.11ac VHT80 CH138
ANT A



ANT B

ANT B

