




427 West 12800 South
Draper, UT 84020

Test Report Attachment

FCC ID	SWX-UKU
ISED ID	6545-UKU
Equipment Under Test	UK-Ultra
Test Report Serial Number	TR8447_01
Date of Test(s)	9-10, 11, 14 August 2023
Report Issue Date	25 August 2023

Test Personnel

Testing performed by	Tyler Parry 
-----------------------------	---

Test Location

Testing was performed at the Unified Compliance Laboratory located at 427 West 12800 South, Draper, UT 84020. Unified Compliance Laboratory is accredited by National Voluntary Laboratory Accreditation Program (NVLAP); NVLAP Code 600241-0 which is effective until 30 June 2023. This site has also been registered with Innovations, Science and Economic Development (ISED) department as was accepted under Appendix B, Phase 1 procedures of the APEC Tel MRA for Canadian recognition. ISED No.: 25346, effective until 30 June 2024. Unified Compliance Laboratory has been assigned Conformity Assessment Number US0223 by ISED and MRA US5037.



NVLAP LAB CODE 600241-0

1 Table of Contents

<i>Test Personnel</i>	1
<i>Test Location</i>	1
2 UK-Ultra 2.4GHz WiFi	3
2.1 b mode	3
2.2 g mode.....	19
2.3 n mode	35

2 UK-Ultra 2.4GHz WiFi

2.1 b mode

Summary

Test	Frequency (MHz)	Nominal Power (dBm)	Nominal Bandwidth (MHz)	Result
RF output power	2412.000	24.0	20.000000	PASS
Minimum Emission Bandwidth 6 dB	2412.000	24.0	20.000000	PASS
Power Spectral Density	2412.000	24.0	20.000000	PASS
Occupied Channel Bandwidth 99%	2412.000	24.0	20.000000	PASS
Tx Spurious Emission	2412.000	24.0	20.000000	PASS
Minimum Emission Bandwidth 6 dB	2437.000	24.0	20.000000	PASS
Occupied Channel Bandwidth 99%	2437.000	24.0	20.000000	PASS
Tx Spurious Emission	2437.000	24.0	20.000000	PASS
Minimum Emission Bandwidth 6 dB	2462.000	24.0	20.000000	PASS
Occupied Channel Bandwidth 99%	2462.000	24.0	20.000000	PASS
Tx Spurious Emission	2462.000	24.0	20.000000	PASS

RF output power (2412 MHz; 24.000 dBm; 20 MHz)

Customized settings.

Result

DUT Frequency (MHz)	Gated RMS (dBm)	Limit Max (dBm)	Gated EIRP (dBm)	DutyCycle (%)	Result
2412.000000	21.3	30.0	21.3	95.677	PASS

OSP Power Meter settings

Setting	Instrument Value	Target Value
Measurement Time	1.000 s	1.000 s
Points	1000000	1000000
Time resolution	1.000 μ s	1.000 μ s

Minimum Emission Bandwidth 6 dB (2412 MHz; 24.000 dBm; 20 MHz)

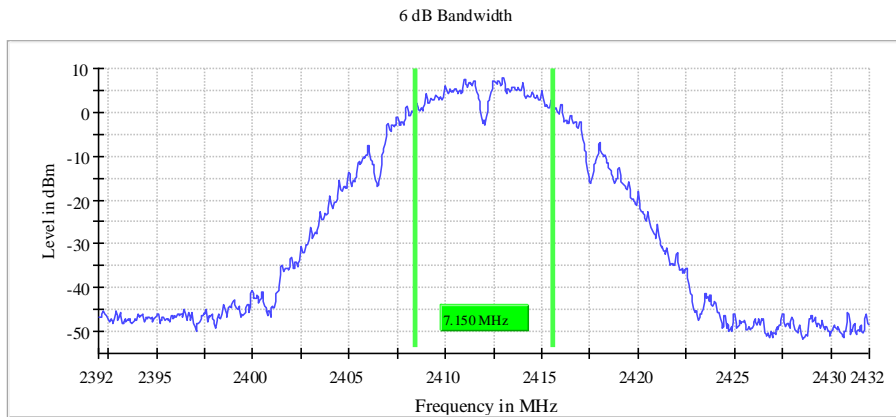
Customized settings.

6 dB Bandwidth

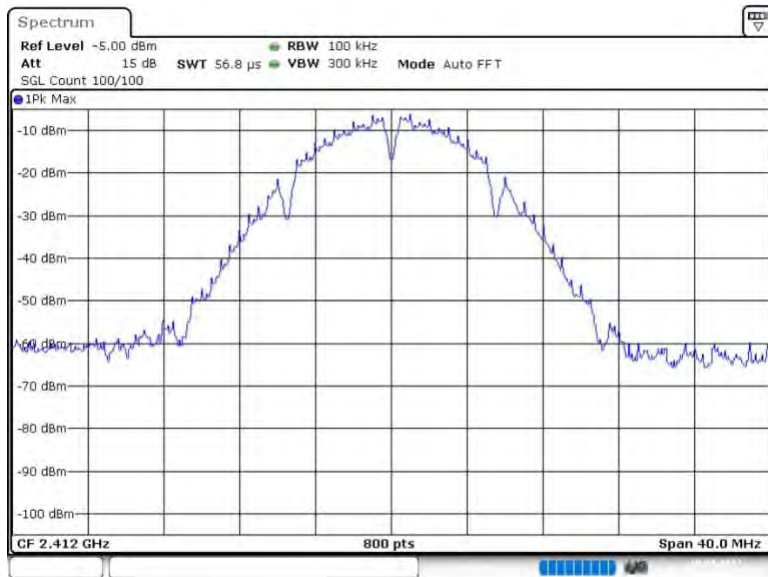
DUT Frequency (MHz)	Bandwidth (MHz)	Limit Min (MHz)	Limit Max (MHz)	Band Edge Left (MHz)	Band Edge Right (MHz)
2412.000000	7.150000	0.500000	---	2408.425000	2415.575000

(continuation of the "6 dB Bandwidth" table from column 6 ...)

DUT Frequency (MHz)	Max Level (dBm)	Result
2412.000000	7.8	PASS



Bandwidth



Date: 10.AUG.2023 23:26:40

Measurement

Setting	Instrument Value	Target Value
Start Frequency	2.39200 GHz	2.39200 GHz
Stop Frequency	2.43200 GHz	2.43200 GHz
Span	40.000 MHz	40.000 MHz
RBW	100.000 kHz	~ 100.000 kHz
VBW	300.000 kHz	~ 300.000 kHz
SweepPoints	800	~ 800
SweepTime	56.836 μ s	AUTO
Reference Level	-5.000 dBm	-5.000 dBm
Attenuation	15.000 dB	AUTO
Detector	MaxPeak	MaxPeak
SweepCount	100	100
Filter	3 dB	3 dB
Trace Mode	Max Hold	Max Hold
SweepType	FFT	AUTO
Preamp	off	off

Power Spectral Density (2412 MHz; 24.000 dBm; 20 MHz)

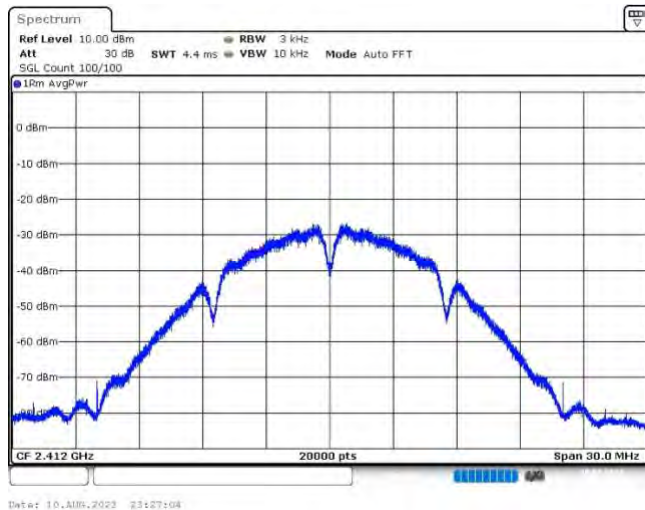
Customized settings.

Result

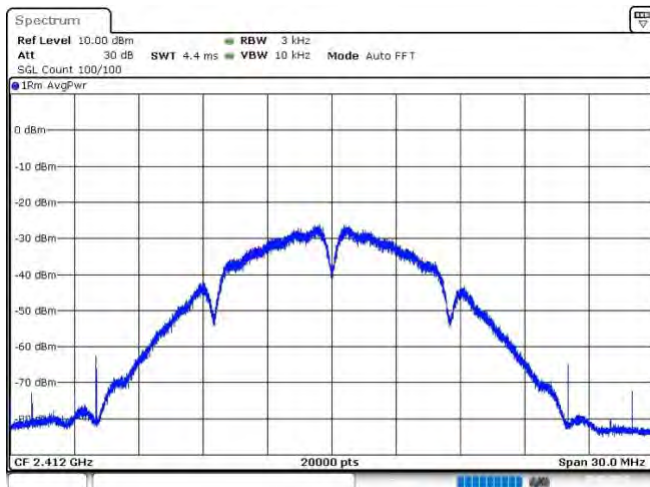
DUT Frequency (MHz)	Frequency (MHz)	PSD (dBm)	Limit Max (dBm)	Result
2412.000000	2412.810750	-9.476	8.0	PASS

Ports

Port	State
1	used
2	used

PSD Connector 1


Date: 10_AUG.2023 23:27:08

PSD Connector 2


Date: 10_AUG.2023 23:27:27

Measurement

Setting	Instrument Value	Target Value
Start Frequency	2.39700 GHz	2.39700 GHz
Stop Frequency	2.42700 GHz	2.42700 GHz
Span	30.000 MHz	30.000 MHz
RBW	3.000 kHz	<= 3.000 kHz
VBW	10.000 kHz	>= 9.000 kHz
SweepPoints	20000	~ 20000
Sweeptime	4.424 ms	AUTO
Reference Level	10.000 dBm	10.000 dBm
Attenuation	30.000 dB	AUTO
Detector	RMS	RMS
SweepCount	100	100
Filter	3 dB	3 dB
Trace Mode	Average Power	Average Power
Sweeptype	FFT	AUTO
Preamp	off	off

Occupied Channel Bandwidth 99% (2412 MHz; 24.000 dBm; 20 MHz)

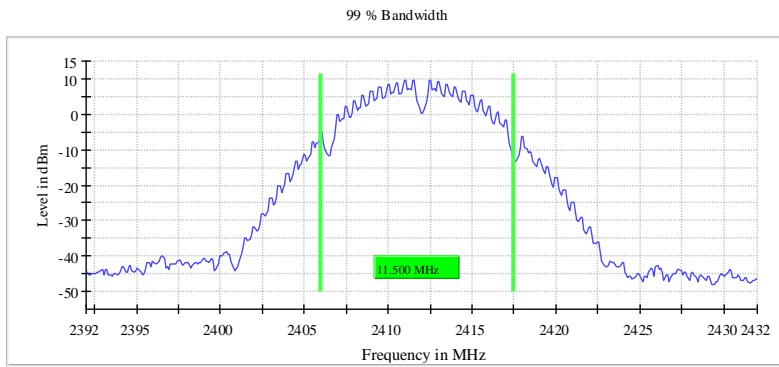
Customized settings.

99 % Bandwidth

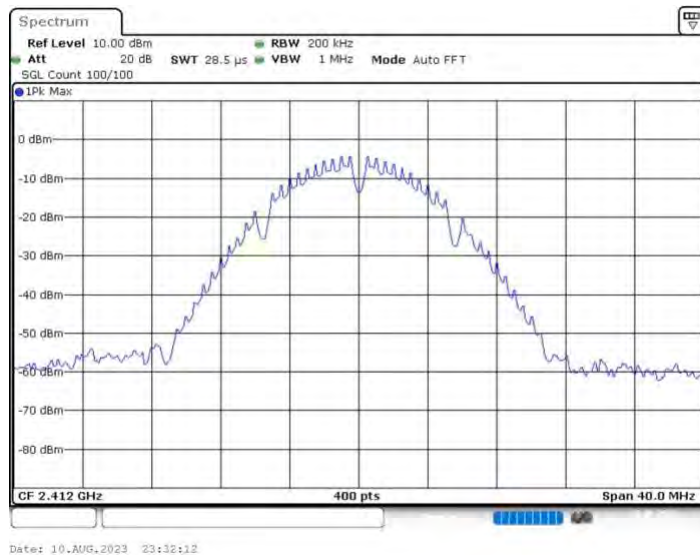
DUT Frequency (MHz)	Bandwidth (MHz)	Limit Min (MHz)	Limit Max (MHz)	Band Edge Left (MHz)	Band Edge Right (MHz)
2412.000000	11.500000	---	---	2405.950000	2417.450000

(continuation of the "99 % Bandwidth" table from column 6 ...)

DUT Frequency (MHz)	Result
2412.000000	PASS



Bandwidth



Measurement

Setting	Instrument Value	Target Value
Start Frequency	2.39200 GHz	2.39200 GHz
Stop Frequency	2.43200 GHz	2.43200 GHz
Span	40.000 MHz	40.000 MHz
RBW	200.000 kHz	>= 200.000 kHz
VBW	1.000 MHz	>= 600.000 kHz
SweepPoints	400	~ 400
Sweeptime	28.477 μ s	AUTO
Reference Level	10.000 dBm	AUTO
Attenuation	20.000 dB	20.000 dB
Detector	MaxPeak	MaxPeak
SweepCount	100	100
Filter	3 dB	3 dB
Trace Mode	Max Hold	Max Hold
SweepType	FFT	AUTO
Preamp	off	off

Tx Spurious Emission (2412 MHz; 24.000 dBm; 20 MHz)

Customized settings.

Result

DUT Frequency (MHz)	Result
2412.000000	PASS

Final measurements

Frequency (MHz)	Level Pre Measurement (dBm)	level (dBm)	Limit (dBm)	Margin (dB)	Result
---	---	---	---	---	---

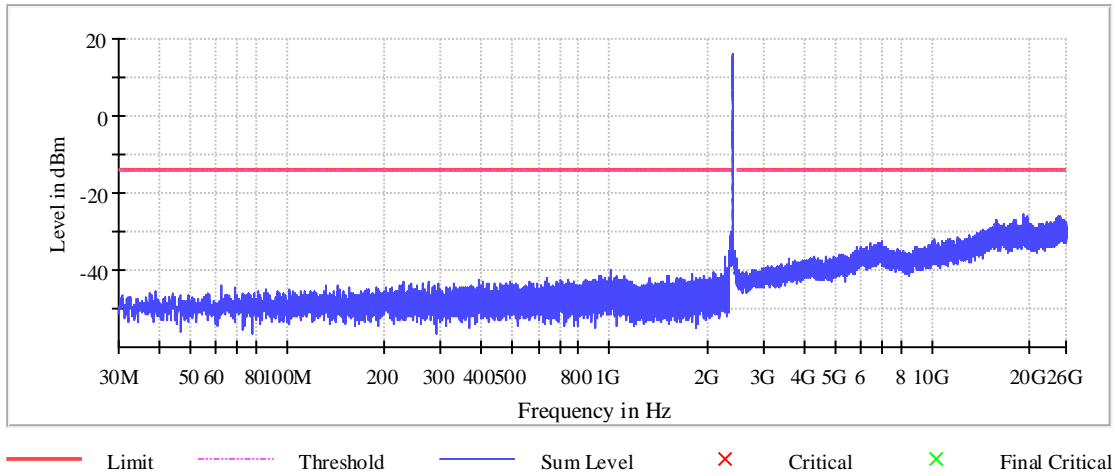
Pre Measurements

Frequency (MHz)	Level (dBm)	Margin (dB)	Limit (dBm)
19108.778515	-25.6	11.5	-14.1
19796.614645	-25.9	11.8	-14.1
24810.616692	-26.1	12.0	-14.1
24698.181940	-26.2	12.2	-14.1
25036.955931	-26.3	12.2	-14.1
19466.659065	-26.5	12.4	-14.1
24398.355934	-26.5	12.4	-14.1
25056.797358	-26.5	12.4	-14.1
19812.781733	-26.6	12.5	-14.1
24856.178487	-26.6	12.6	-14.1
24745.948338	-26.7	12.6	-14.1
24788.570662	-26.7	12.6	-14.1
25696.132222	-26.8	12.7	-14.1
24452.001273	-26.9	12.8	-14.1
25136.897933	-26.9	12.8	-14.1

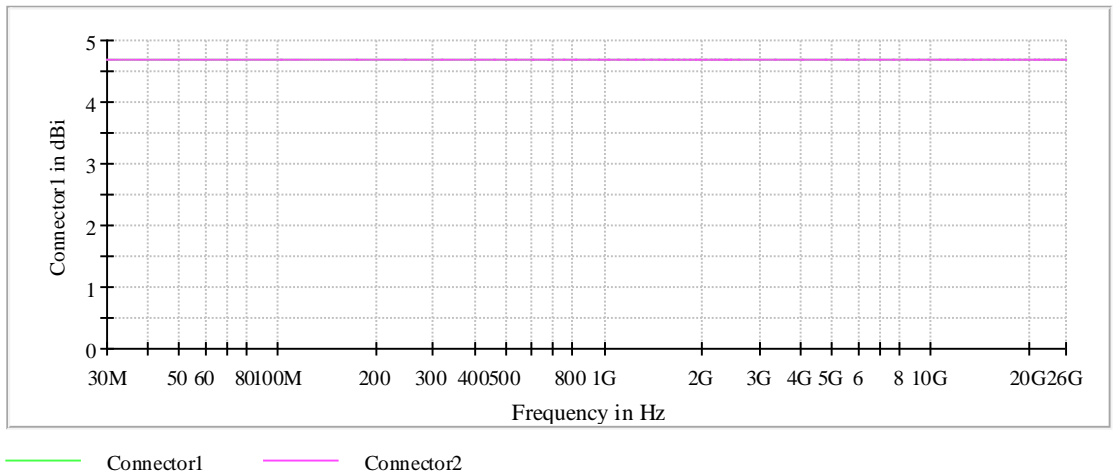
Measurement Settings

Start Frequency (MHz)	Stop Frequency (MHz)	Pre Measurement	Final Measurement
30.000000	2350.000000	1	1
2350.000000	2483.500000	2	1
2483.500000	26000.000000	1	1

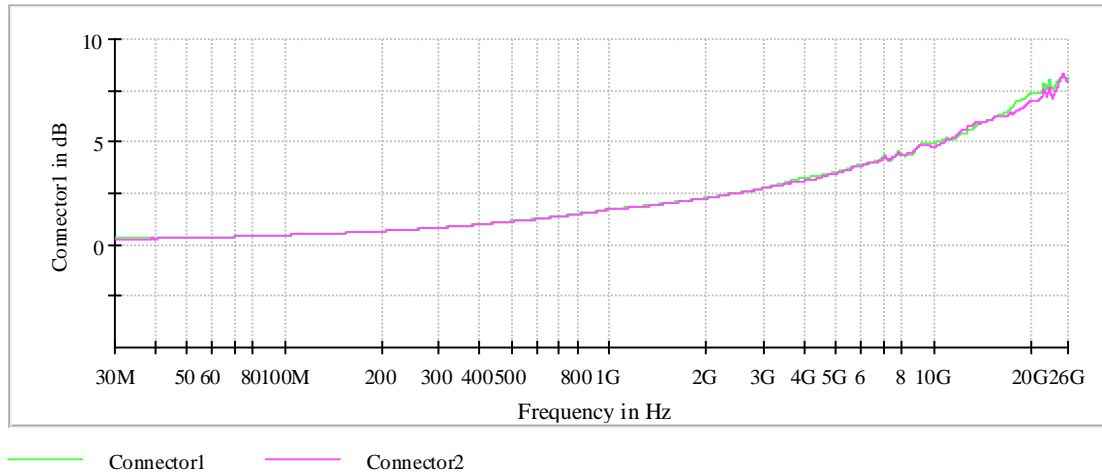
Spurious



Gain



Attenuation



Pre Measurement 1

Setting	Instrument Value	Target Value
RBW	100.000 kHz	<= 100.000 kHz
VBW	300.000 kHz	>= 300.000 kHz
SweepPoints	32001	~ 46400
SweepTime	32.100 ms	AUTO
Reference Level	20.000 dBm	20.000 dBm
Attenuation	40.000 dB	40.000 dB
Detector	MaxPeak	MaxPeak
SweepCount	3	3
Filter	3 dB	3 dB
Trace Mode	Max Hold	Max Hold
SweepType	Sweep	AUTO
Preamp	off	off

Pre Measurement 2

Setting	Instrument Value	Target Value
RBW	100.000 kHz	<= 100.000 kHz
VBW	300.000 kHz	>= 300.000 kHz
SweepPoints	2670	~ 2670
SweepTime	151.563 μ s	AUTO
Reference Level	20.000 dBm	20.000 dBm
Attenuation	40.000 dB	40.000 dB
Detector	MaxPeak	MaxPeak
SweepCount	300	300
Filter	3 dB	3 dB
Trace Mode	Max Hold	Max Hold
SweepType	FFT	AUTO
Preamp	off	off

Minimum Emission Bandwidth 6 dB (2437 MHz; 24.000 dBm; 20 MHz)

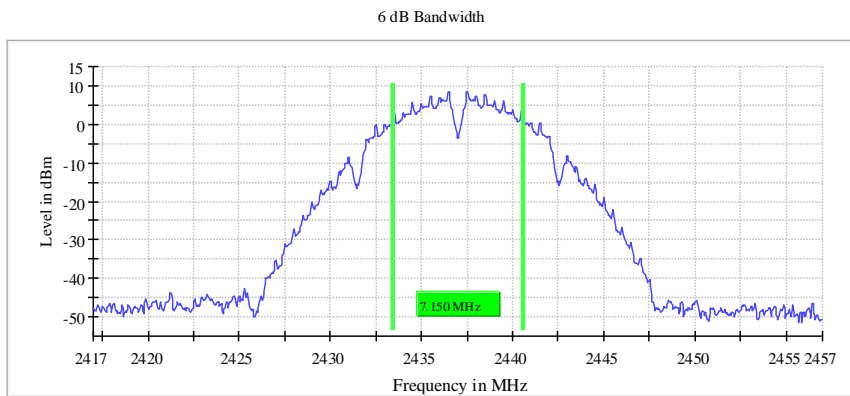
Customized settings.

6 dB Bandwidth

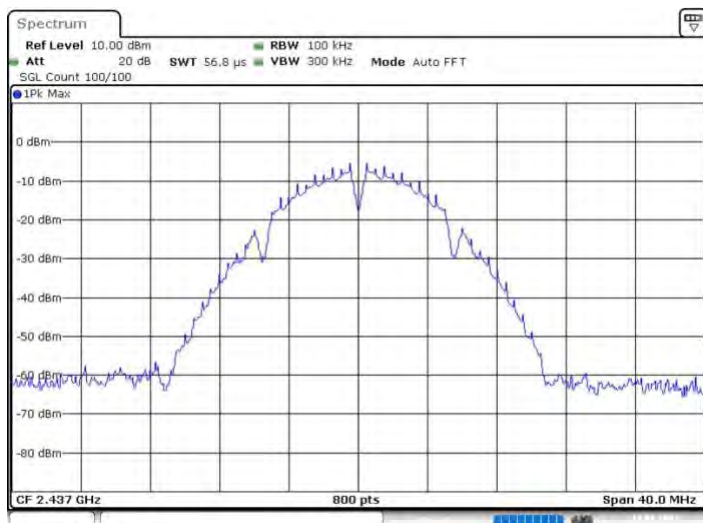
DUT Frequency (MHz)	Bandwidth (MHz)	Limit Min (MHz)	Limit Max (MHz)	Band Edge Left (MHz)	Band Edge Right (MHz)
2437.000000	7.150000	0.500000	---	2433.425000	2440.575000

(continuation of the "6 dB Bandwidth" table from column 6 ...)

DUT Frequency (MHz)	Max Level (dBm)	Result
2437.000000	8.6	PASS



Bandwidth



Date: 10.AUG.2023 23:43:01

Occupied Channel Bandwidth 99% (2437 MHz; 24.000 dBm; 20 MHz)

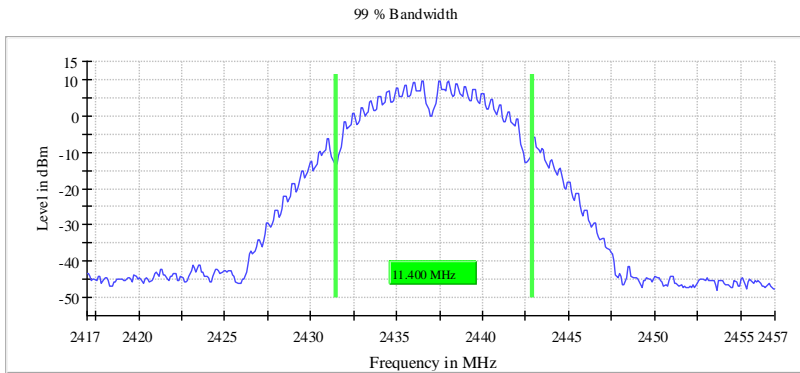
Customized settings.

99 % Bandwidth

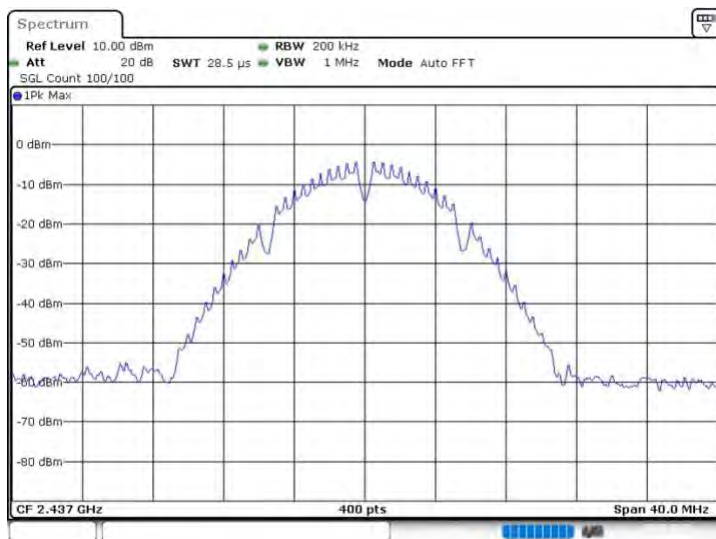
DUT Frequency (MHz)	Bandwidth (MHz)	Limit Min (MHz)	Limit Max (MHz)	Band Edge Left (MHz)	Band Edge Right (MHz)
2437.000000	11.400000	---	---	2431.450000	2442.850000

(continuation of the "99 % Bandwidth" table from column 6 ...)

DUT Frequency (MHz)	Result
2437.000000	PASS



Bandwidth



Date: 10.AUG.2023 23:44:37

Tx Spurious Emission (2437 MHz; 24.000 dBm; 20 MHz)

Customized settings.

Result

DUT Frequency (MHz)	Result
2437.000000	PASS

Final measurements

Frequency (MHz)	Level Pre Measurement (dBm)	level (dBm)	Limit (dBm)	Margin (dB)	Result
---	---	---	---	---	---

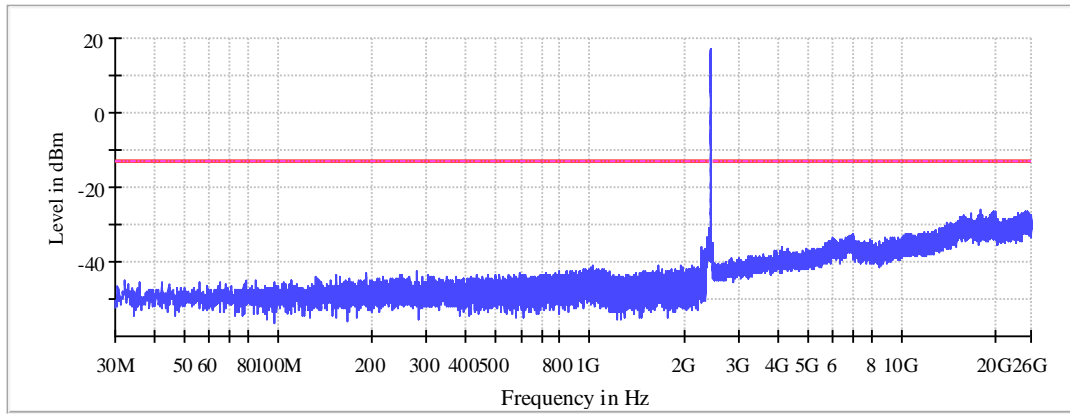
Pre Measurements

Frequency (MHz)	Level (dBm)	Margin (dB)	Limit (dBm)
17811.002226	-26.2	13.3	-12.9
19817.925807	-26.3	13.4	-12.9
24822.374574	-26.4	13.5	-12.9
25186.134066	-26.4	13.5	-12.9
19826.744219	-26.5	13.6	-12.9
25034.016460	-26.5	13.6	-12.9
25072.964446	-26.5	13.6	-12.9
19859.078396	-26.6	13.7	-12.9
19832.623160	-26.6	13.7	-12.9
25112.647300	-26.6	13.7	-12.9
25238.309670	-26.7	13.8	-12.9
25341.926010	-26.8	13.9	-12.9
19428.445947	-26.9	14.0	-12.9
25061.941432	-26.9	14.0	-12.9
24721.697705	-26.9	14.0	-12.9

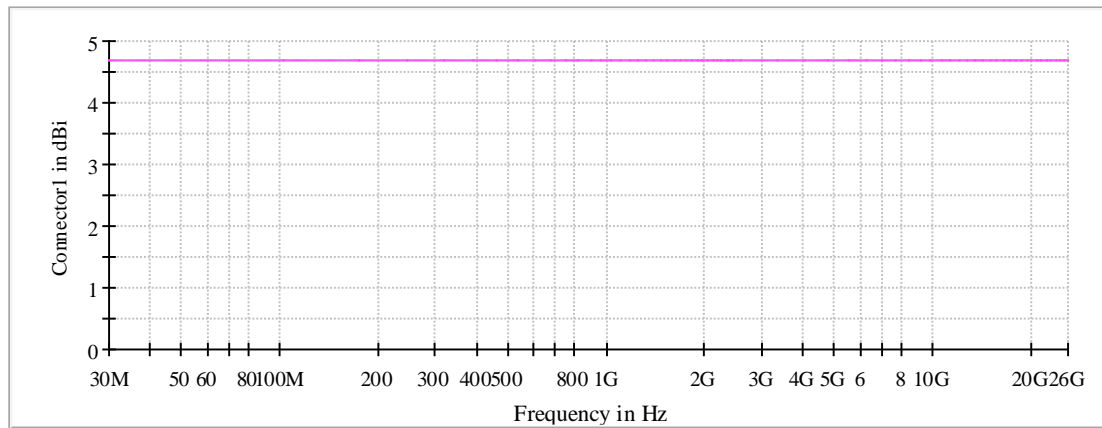
Measurement Settings

Start Frequency (MHz)	Stop Frequency (MHz)	Pre Measurement	Final Measurement
30.000000	2350.000000	1	1
2350.000000	2483.500000	2	1
2483.500000	26000.000000	1	1

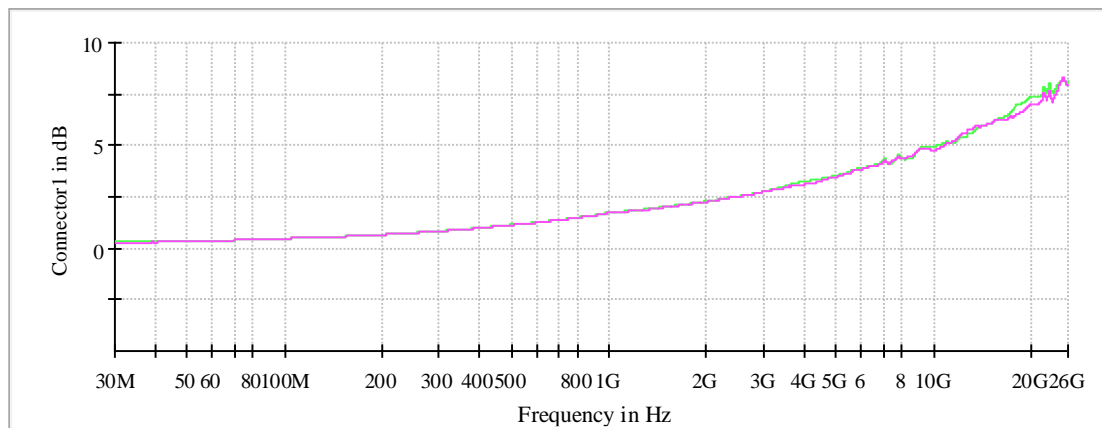
Spurious



Gain



Attenuation



Minimum Emission Bandwidth 6 dB (2462 MHz; 24.000 dBm; 20 MHz)

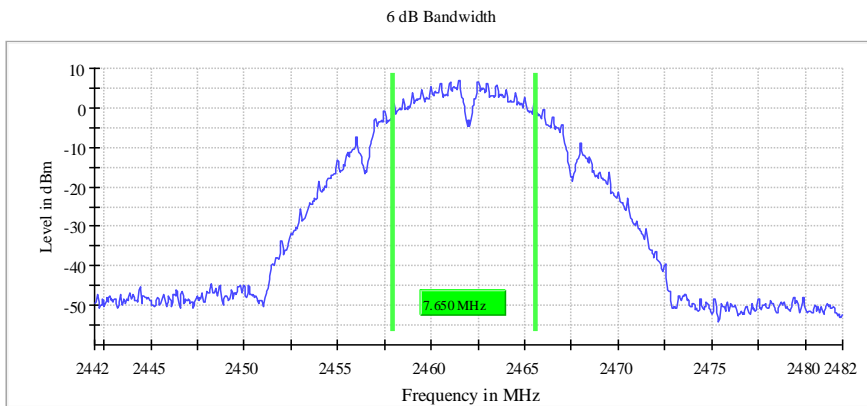
Customized settings.

6 dB Bandwidth

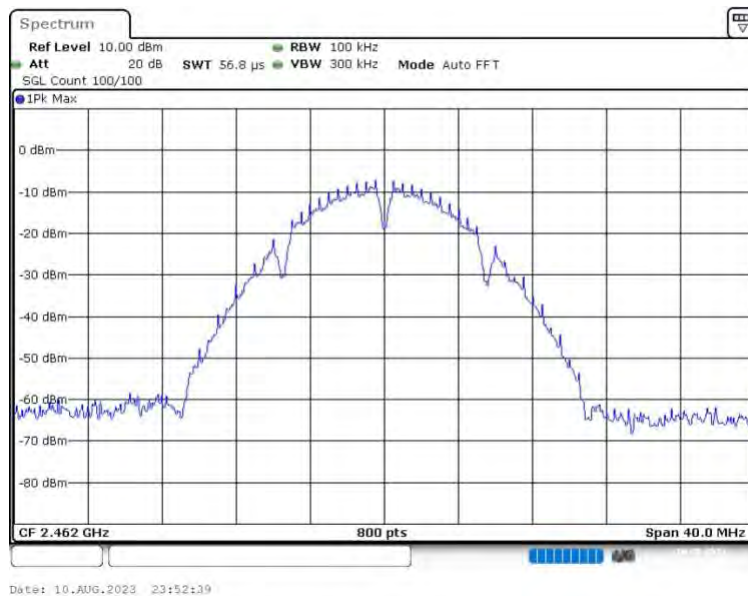
DUT Frequency (MHz)	Bandwidth (MHz)	Limit Min (MHz)	Limit Max (MHz)	Band Edge Left (MHz)	Band Edge Right (MHz)
2462.000000	7.650000	0.500000	---	2457.925000	2465.575000

(continuation of the "6 dB Bandwidth" table from column 6 ...)

DUT Frequency (MHz)	Max Level (dBm)	Result
2462.000000	6.8	PASS



Bandwidth



Occupied Channel Bandwidth 99% (2462 MHz; 24.000 dBm; 20 MHz)

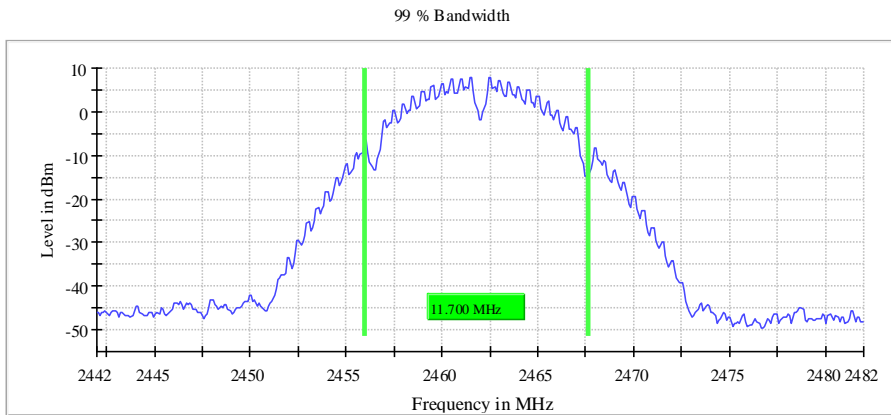
Customized settings.

99 % Bandwidth

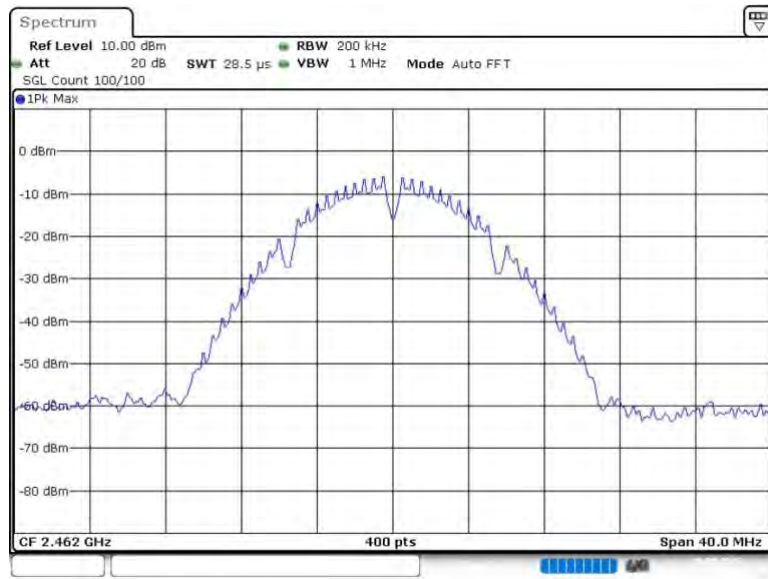
DUT Frequency (MHz)	Bandwidth (MHz)	Limit Min (MHz)	Limit Max (MHz)	Band Edge Left (MHz)	Band Edge Right (MHz)
2462.000000	11.700000	---	---	2455.950000	2467.650000

(continuation of the "99 % Bandwidth" table from column 6 ...)

DUT Frequency (MHz)	Result
2462.000000	PASS



Bandwidth



Date: 10.AUG.2023 23:54:05

Tx Spurious Emission (2462 MHz; 24.000 dBm; 20 MHz)

Customized settings.

Result

DUT Frequency (MHz)	Result
2462.000000	PASS

Final measurements

Frequency (MHz)	Level Pre Measurement (dBm)	level (dBm)	Limit (dBm)	Margin (dB)	Result
---	---	---	---	---	---

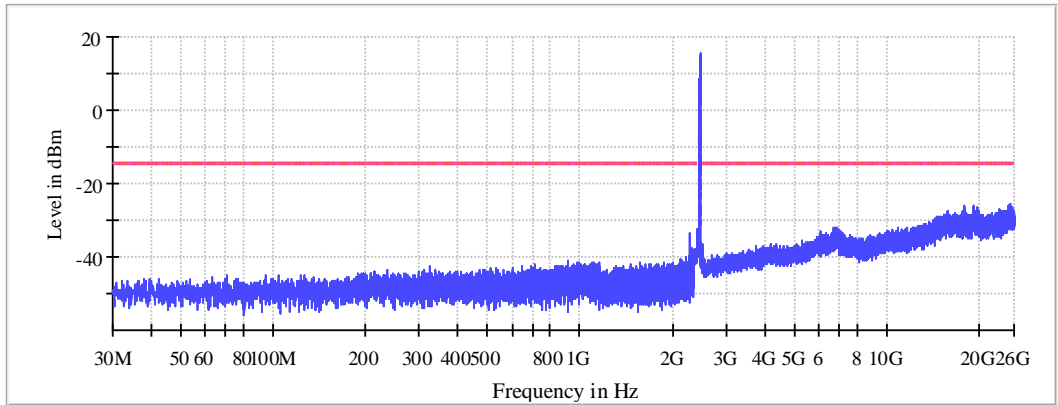
Pre Measurements

Frequency (MHz)	Level (dBm)	Margin (dB)	Limit (dBm)
25136.897933	-25.6	11.2	-14.4
25053.123020	-26.0	11.6	-14.4
19087.467353	-26.1	11.7	-14.4
17818.350903	-26.2	11.8	-14.4
25045.039475	-26.2	11.8	-14.4
25779.172268	-26.3	11.9	-14.4
17790.425932	-26.5	12.1	-14.4
19822.335013	-26.5	12.1	-14.4
19189.613957	-26.5	12.1	-14.4
19825.274484	-26.6	12.2	-14.4
19052.193705	-26.6	12.3	-14.4
25775.497930	-26.7	12.3	-14.4
19792.205439	-26.8	12.4	-14.4
25175.845919	-26.8	12.4	-14.4
23384.238563	-26.8	12.4	-14.4

Measurement Settings

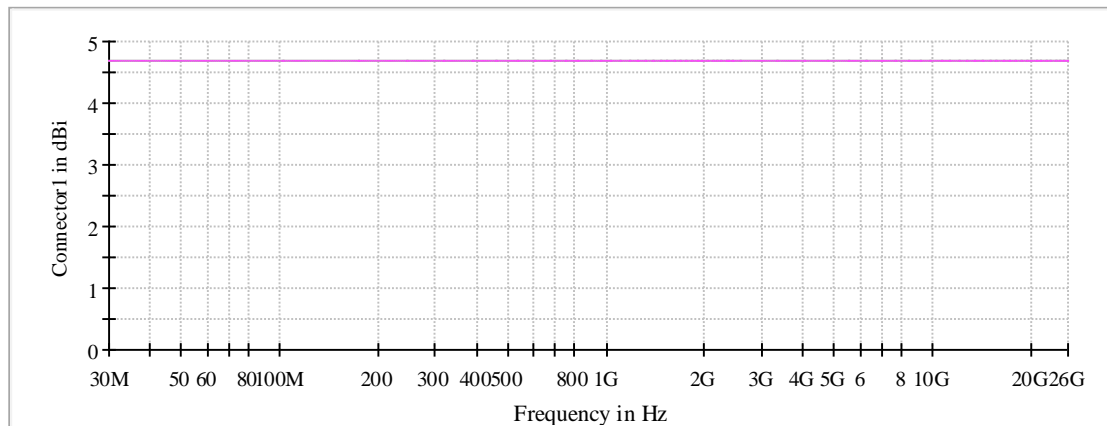
Start Frequency (MHz)	Stop Frequency (MHz)	Pre Measurement	Final Measurement
30.000000	2350.000000	1	1
2350.000000	2483.500000	2	1
2483.500000	26000.000000	1	1

Spurious



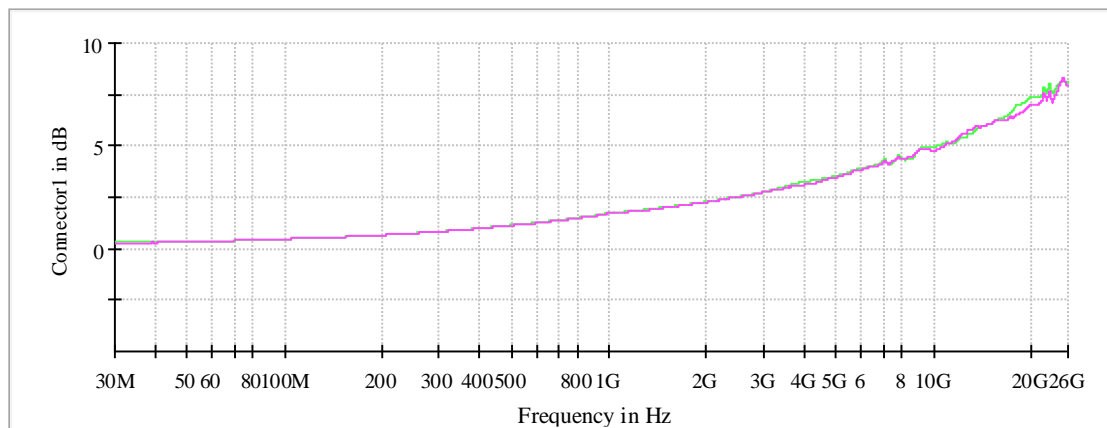
— Limit - - - - Threshold — Sum Level × Critical × Final Critical

Gain



— Connector1 — Connector2

Attenuation



— Connector1 — Connector2

2.2 g mode

Summary

Test	Frequency (MHz)	Nominal Power (dBm)	Nominal Bandwidth (MHz)	Result
RF output power	2412.000	24.0	20.000000	PASS
Minimum Emission Bandwidth 6 dB	2412.000	24.0	20.000000	PASS
Power Spectral Density	2412.000	24.0	20.000000	PASS
Occupied Channel Bandwidth 99%	2412.000	24.0	20.000000	PASS
Tx Spurious Emission	2412.000	24.0	20.000000	PASS
Minimum Emission Bandwidth 6 dB	2437.000	24.0	20.000000	PASS
Occupied Channel Bandwidth 99%	2437.000	24.0	20.000000	PASS
Tx Spurious Emission	2437.000	24.0	20.000000	PASS
Minimum Emission Bandwidth 6 dB	2462.000	24.0	20.000000	PASS
Occupied Channel Bandwidth 99%	2462.000	24.0	20.000000	PASS
Tx Spurious Emission	2462.000	24.0	20.000000	PASS

RF output power (2412 MHz; 24.000 dBm; 20 MHz)

Customized settings.

Result

DUT Frequency (MHz)	Gated RMS (dBm)	Limit Max (dBm)	Gated EIRP (dBm)	DutyCycle (%)	Result
2412.000000	18.1	30.0	18.1	93.353	PASS

OSP PowerMeter settings

Setting	Instrument Value	Target Value
Measurement Time	1.000 s	1.000 s
Points	1000000	1000000
Time resolution	1.000 μ s	1.000 μ s

Minimum Emission Bandwidth 6 dB (2412 MHz; 24.000 dBm; 20 MHz)

Customized settings.

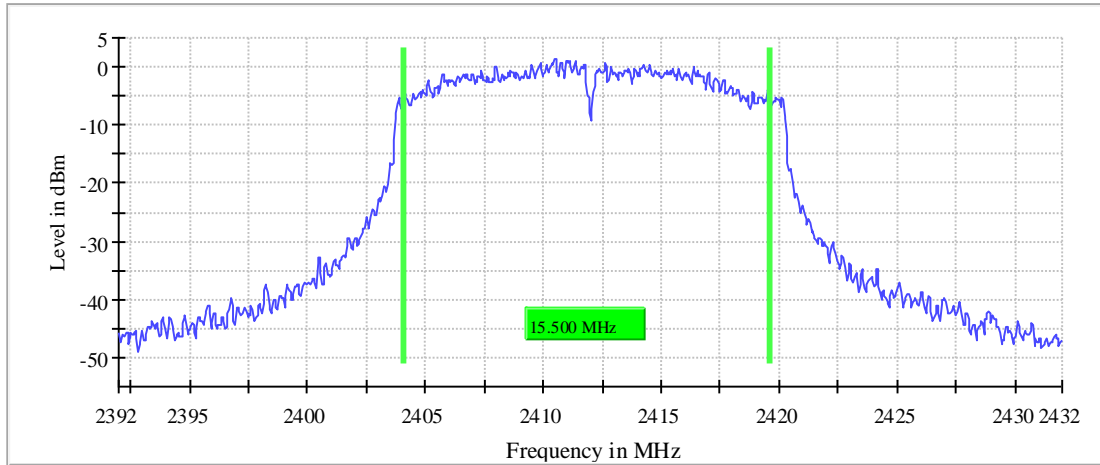
6 dB Bandwidth

DUT Frequency (MHz)	Bandwidth (MHz)	Limit Min (MHz)	Limit Max (MHz)	Band Edge Left (MHz)	Band Edge Right (MHz)
2412.000000	15.500000	0.500000	---	2404.075000	2419.575000

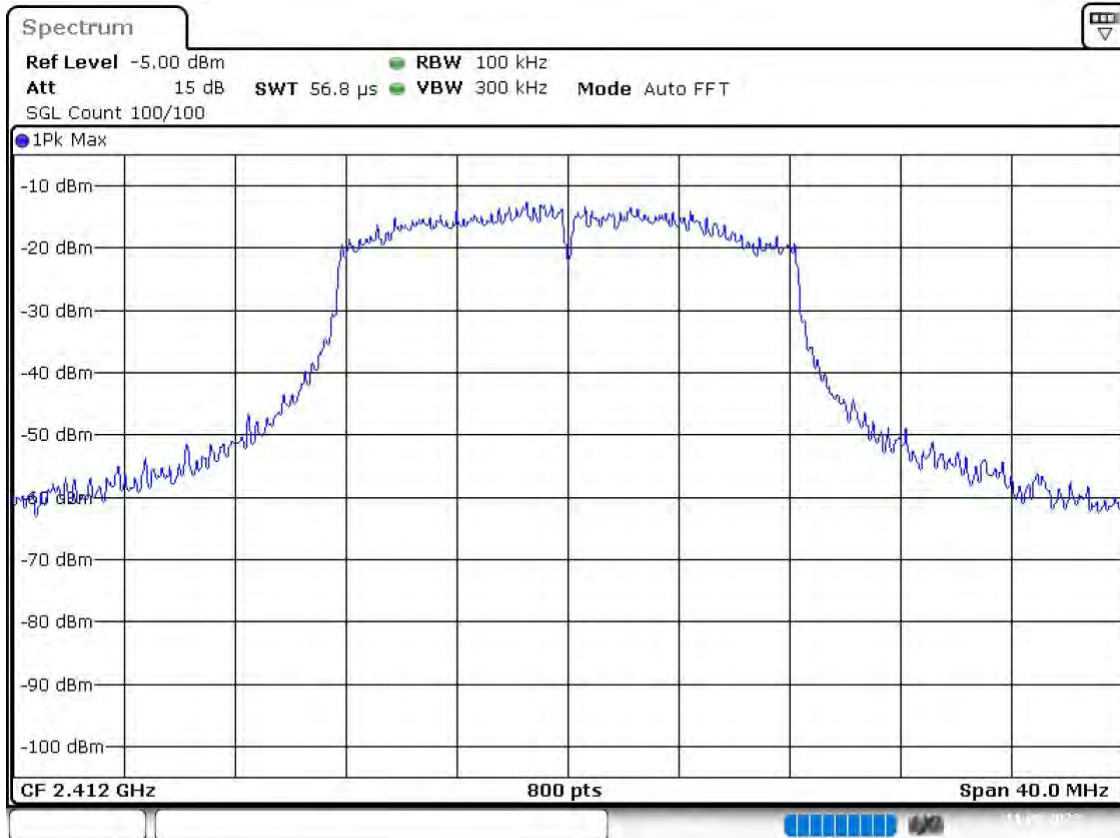
(continuation of the "6 dB Bandwidth" table from column 6 ...)

DUT Frequency (MHz)	Max Level (dBm)	Result
2412.000000	1.4	PASS

6 dB Bandwidth



Bandwidth



Date: 11.AUG.2023 00:14:28

Measurement

Setting	Instrument Value	Target Value
Start Frequency	2.39200 GHz	2.39200 GHz
Stop Frequency	2.43200 GHz	2.43200 GHz
Span	40.000 MHz	40.000 MHz
RBW	100.000 kHz	~ 100.000 kHz
VBW	300.000 kHz	~ 300.000 kHz
SweepPoints	800	~ 800
Sweptime	56.836 μ s	AUTO
Reference Level	-5.000 dBm	-5.000 dBm
Attenuation	15.000 dB	AUTO
Detector	MaxPeak	MaxPeak
SweepCount	100	100
Filter	3 dB	3 dB
Trace Mode	Max Hold	Max Hold
Sweeptype	FFT	AUTO
Preamp	off	off

Power Spectral Density (2412 MHz; 24.000 dBm; 20 MHz)

Customized settings.

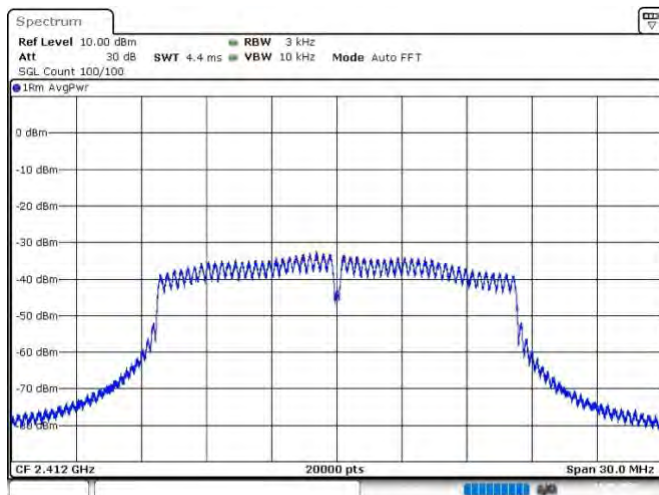
Result

DUT Frequency (MHz)	Frequency (MHz)	PSD (dBm)	Limit Max (dBm)	Result
2412.000000	2411.049750	-15.997	8.0	PASS

Ports

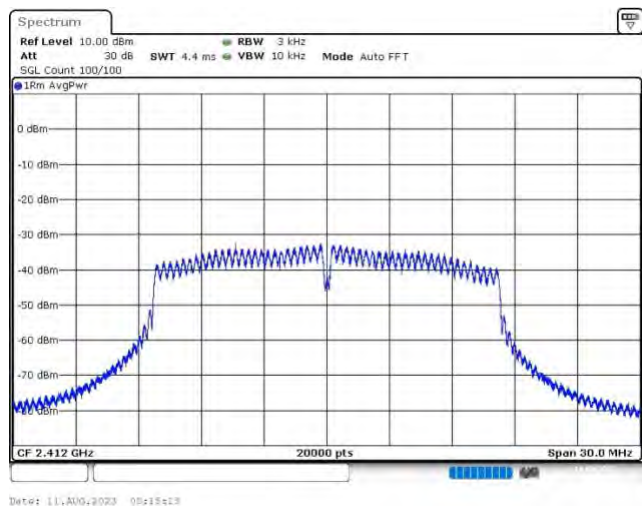
Port	State
1	used
2	used

PSD Connector 1



Date: 11_AUG_2023 00:14:53

PSD Connector 2



Date: 11.AUG.2023 05:15:23

Measurement

Setting	Instrument Value	Target Value
Start Frequency	2.39700 GHz	2.39700 GHz
Stop Frequency	2.42700 GHz	2.42700 GHz
Span	30.000 MHz	30.000 MHz
RBW	3.000 kHz	<= 3.000 kHz
VBW	10.000 kHz	>= 9.000 kHz
SweepPoints	20000	~ 20000
Sweeptime	4.424 ms	AUTO
Reference Level	10.000 dBm	10.000 dBm
Attenuation	30.000 dB	AUTO
Detector	RMS	RMS
SweepCount	100	100
Filter	3 dB	3 dB
Trace Mode	Average Power	Average Power
SweepType	FFT	AUTO
Preamp	off	off

Occupied Channel Bandwidth 99% (2412 MHz; 24.000 dBm; 20 MHz)

Customized settings.

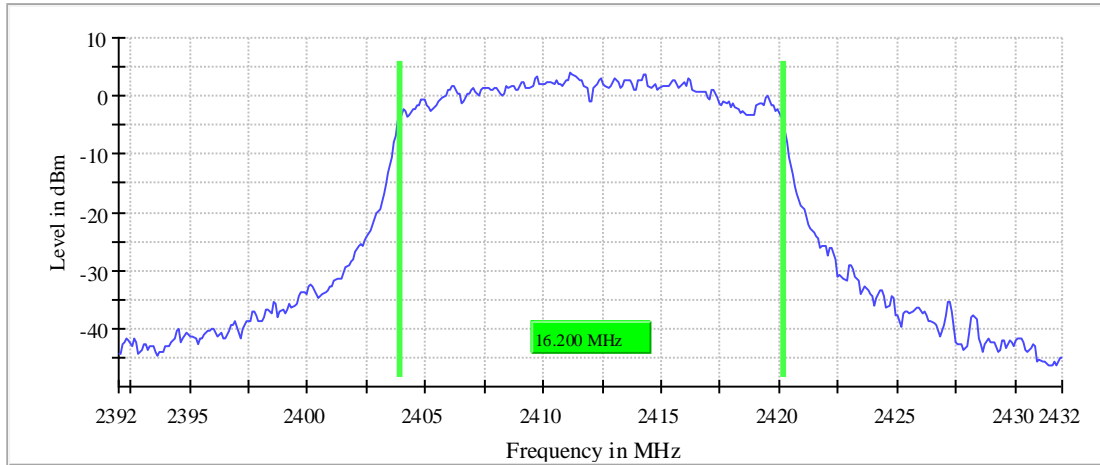
99 % Bandwidth

DUT Frequency (MHz)	Bandwidth (MHz)	Limit Min (MHz)	Limit Max (MHz)	Band Edge Left (MHz)	Band Edge Right (MHz)
2412.000000	16.200000	---	---	2403.950000	2420.150000

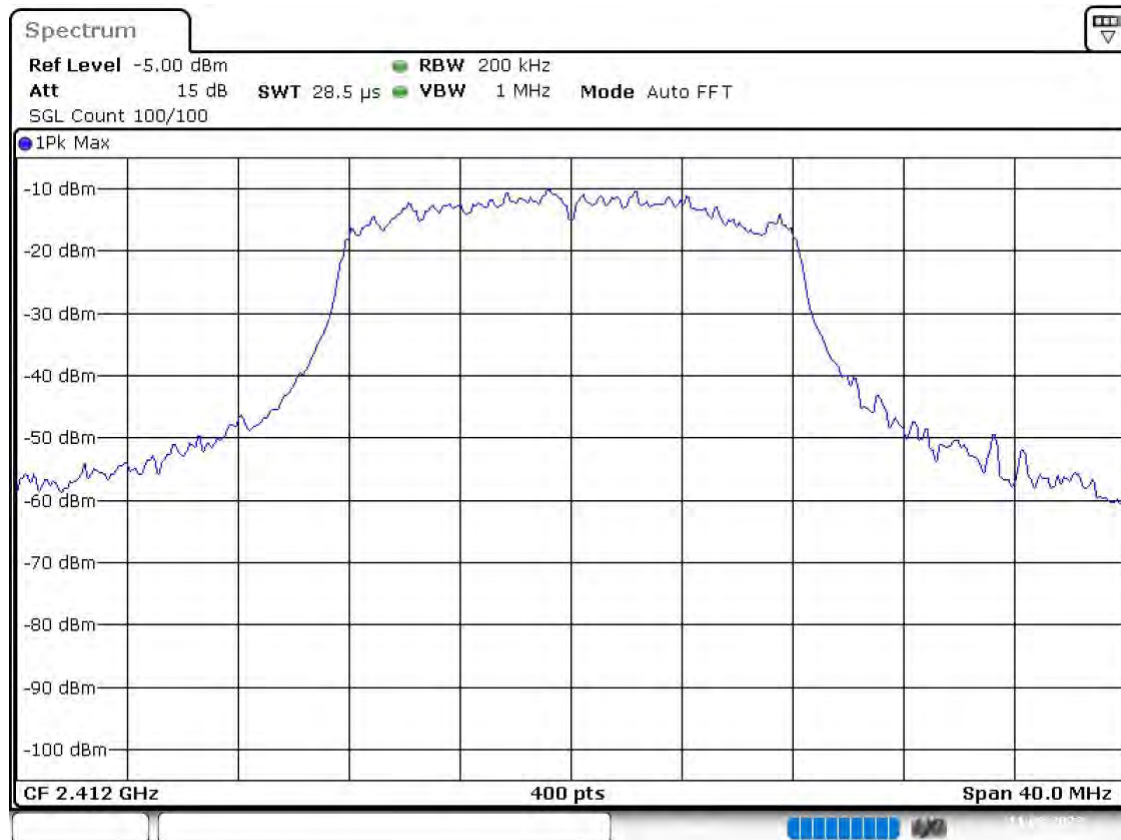
(continuation of the "99 % Bandwidth" table from column 6 ...)

DUT Frequency (MHz)	Result
2412.000000	PASS

99 % Bandwidth



Bandwidth



Date: 11.AUG.2023 00:15:24

Measurement

Setting	Instrument Value	Target Value
Start Frequency	2.39200 GHz	2.39200 GHz
Stop Frequency	2.43200 GHz	2.43200 GHz
Span	40.000 MHz	40.000 MHz
RBW	200.000 kHz	>= 200.000 kHz
VBW	1.000 MHz	>= 600.000 kHz
SweepPoints	400	~ 400
SweepTime	28.477 μ s	AUTO
Reference Level	-5.000 dBm	-5.000 dBm
Attenuation	15.000 dB	AUTO
Detector	MaxPeak	MaxPeak
SweepCount	100	100
Filter	3 dB	3 dB
Trace Mode	Max Hold	Max Hold
SweepType	FFT	AUTO
Preamp	off	off

Tx Spurious Emission (2412 MHz; 24.000 dBm; 20 MHz)

Customized settings.

Result

DUT Frequency (MHz)	Result
2412.000000	PASS

Final measurements

Frequency (MHz)	Level Pre Measurement (dBm)	level (dBm)	Limit (dBm)	Margin (dB)	Result
---	---	---	---	---	---

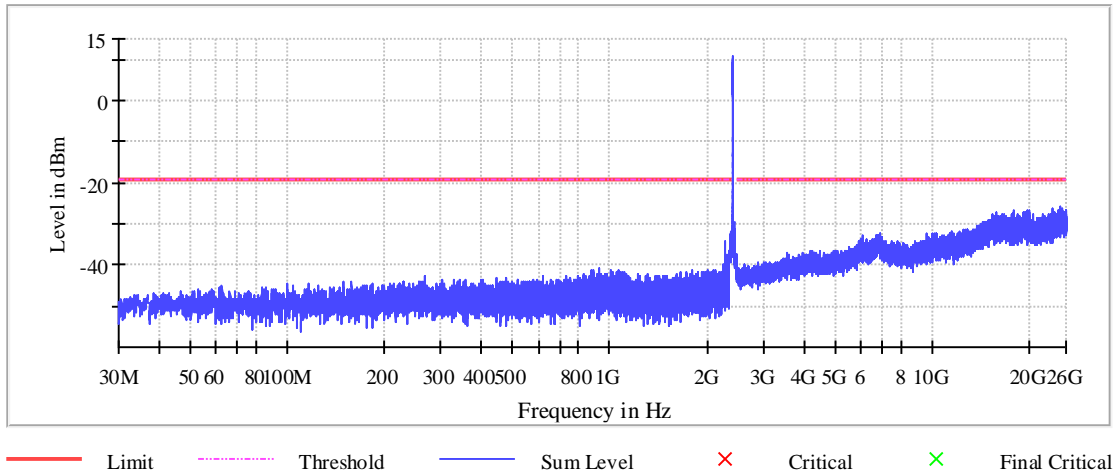
Pre Measurements

Frequency (MHz)	Level (dBm)	Margin (dB)	Limit (dBm)
25071.494711	-25.8	6.5	-19.3
23753.142128	-26.1	6.8	-19.3
25131.753859	-26.3	7.0	-19.3
25099.419682	-26.5	7.2	-19.3
25979.791139	-26.5	7.2	-19.3
25098.684815	-26.6	7.3	-19.3
24762.115426	-26.6	7.3	-19.3
25136.163065	-26.7	7.4	-19.3
24792.245000	-26.7	7.4	-19.3
24826.783780	-26.8	7.5	-19.3
25852.659034	-26.8	7.5	-19.3
24967.143503	-26.8	7.5	-19.3
17822.760109	-26.8	7.5	-19.3
25021.523710	-26.9	7.6	-19.3
19832.623160	-26.9	7.6	-19.3

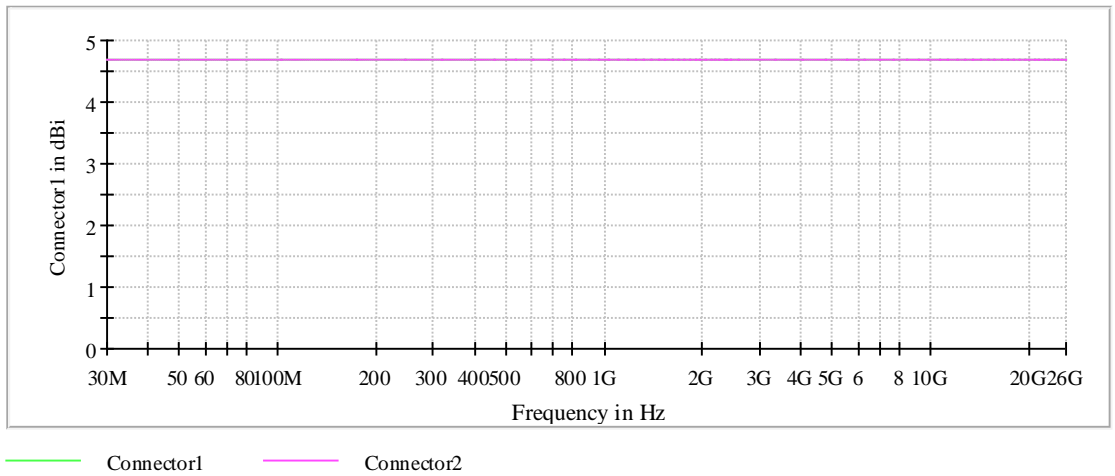
Measurement Settings

Start Frequency (MHz)	Stop Frequency (MHz)	Pre Measurement	Final Measurement
30.000000	2350.000000	1	1
2350.000000	2483.500000	2	1
2483.500000	26000.000000	1	1

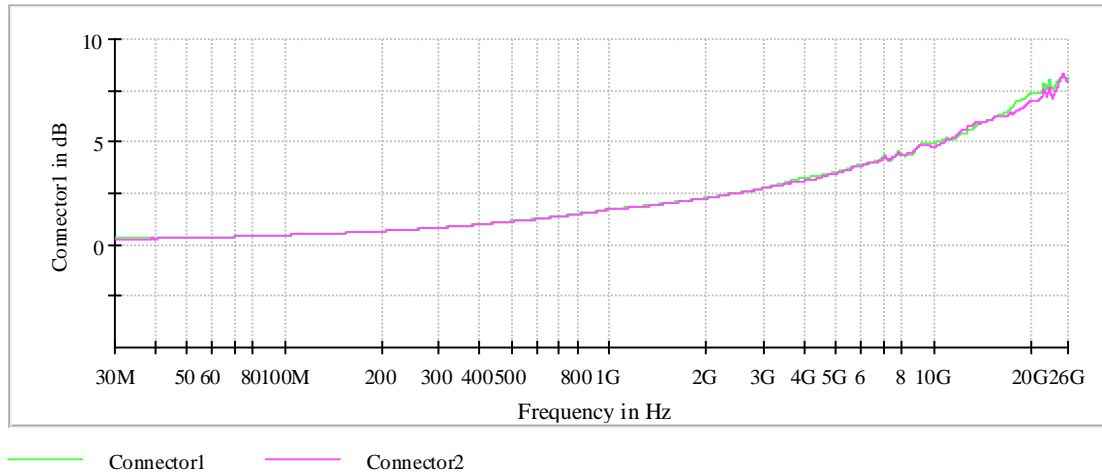
Spurious



Gain



Attenuation



Pre Measurement 1

Setting	Instrument Value	Target Value
RBW	100.000 kHz	<= 100.000 kHz
VBW	300.000 kHz	>= 300.000 kHz
SweepPoints	32001	~ 46400
SweepTime	32.100 ms	AUTO
Reference Level	20.000 dBm	20.000 dBm
Attenuation	40.000 dB	40.000 dB
Detector	MaxPeak	MaxPeak
SweepCount	3	3
Filter	3 dB	3 dB
Trace Mode	Max Hold	Max Hold
SweepType	Sweep	AUTO
Preamp	off	off

Pre Measurement 2

Setting	Instrument Value	Target Value
RBW	100.000 kHz	<= 100.000 kHz
VBW	300.000 kHz	>= 300.000 kHz
SweepPoints	2670	~ 2670
SweepTime	151.563 μ s	AUTO
Reference Level	20.000 dBm	20.000 dBm
Attenuation	40.000 dB	40.000 dB
Detector	MaxPeak	MaxPeak
SweepCount	300	300
Filter	3 dB	3 dB
Trace Mode	Max Hold	Max Hold
SweepType	FFT	AUTO
Preamp	off	off

Minimum Emission Bandwidth 6 dB (2437 MHz; 24.000 dBm; 20 MHz)

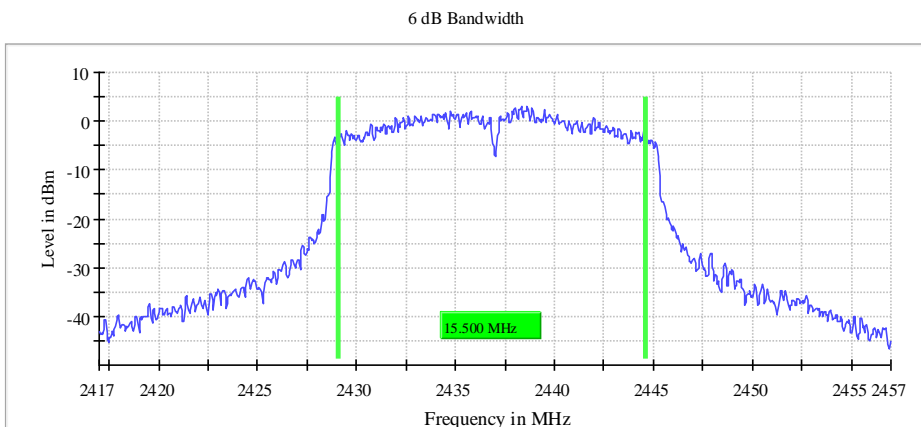
Customized settings.

6 dB Bandwidth

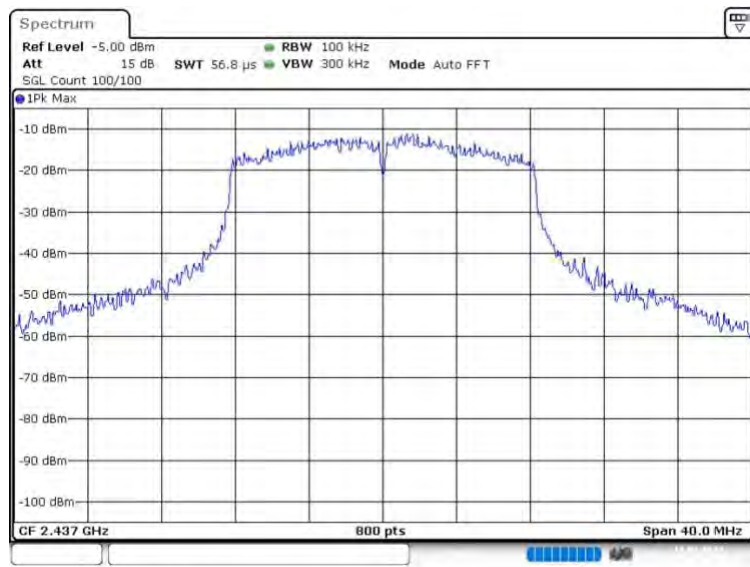
DUT Frequency (MHz)	Bandwidth (MHz)	Limit Min (MHz)	Limit Max (MHz)	Band Edge Left (MHz)	Band Edge Right (MHz)
2437.000000	15.500000	0.500000	---	2429.075000	2444.575000

(continuation of the "6 dB Bandwidth" table from column 6 ...)

DUT Frequency (MHz)	Max Level (dBm)	Result
2437.000000	3.1	PASS



Bandwidth



Date: 11.AUG.2023 00:31:02

Occupied Channel Bandwidth 99% (2437 MHz; 24.000 dBm; 20 MHz)

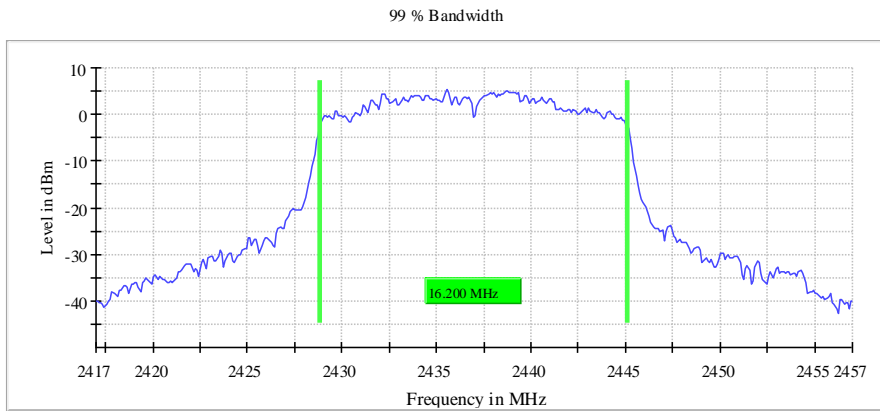
Customized settings.

99 % Bandwidth

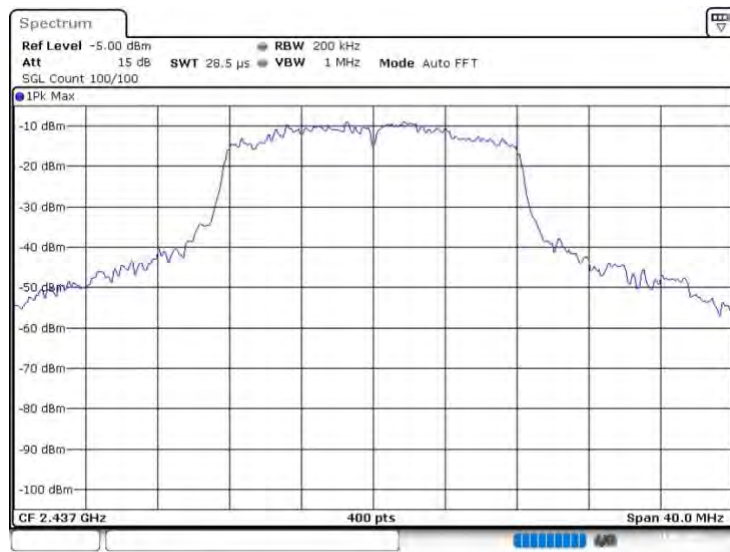
DUT Frequency (MHz)	Bandwidth (MHz)	Limit Min (MHz)	Limit Max (MHz)	Band Edge Left (MHz)	Band Edge Right (MHz)
2437.000000	16.200000	---	---	2428.850000	2445.050000

(continuation of the "99 % Bandwidth" table from column 6 ...)

DUT Frequency (MHz)	Result
2437.000000	PASS



Bandwidth



Date: 11.AUG.2023 00:32:27

Tx Spurious Emission (2437 MHz; 24.000 dBm; 20 MHz)

Customized settings.

Result

DUT Frequency (MHz)	Result
2437.000000	PASS

Final measurements

Frequency (MHz)	Level Pre Measurement (dBm)	level (dBm)	Limit (dBm)	Margin (dB)	Result
---	---	---	---	---	---

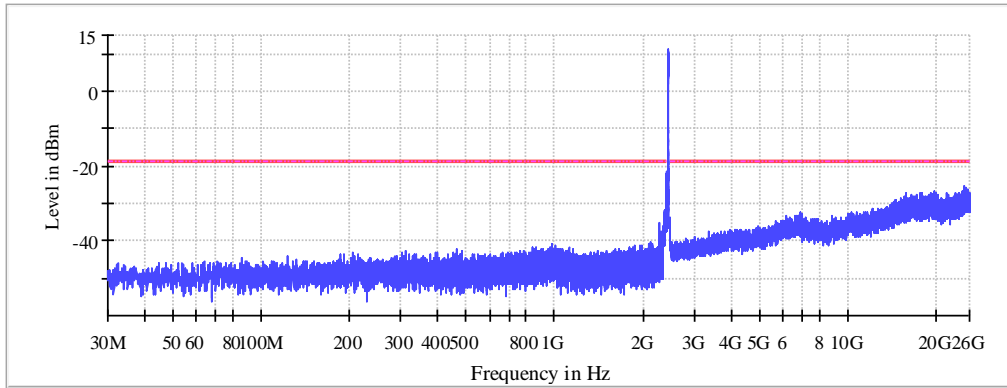
Pre Measurements

Frequency (MHz)	Level (dBm)	Margin (dB)	Limit (dBm)
25061.206564	-25.1	6.3	-18.8
25144.246609	-25.8	7.0	-18.8
25483.020601	-26.5	7.7	-18.8
25093.540741	-26.6	7.8	-18.8
19829.683690	-26.6	7.8	-18.8
25099.419682	-26.7	7.9	-18.8
24699.651675	-26.7	7.9	-18.8
24716.553631	-26.7	7.9	-18.8
25116.321638	-26.8	8.0	-18.8
25114.851903	-26.8	8.0	-18.8
25095.745344	-26.8	8.0	-18.8
24614.407026	-27.0	8.2	-18.8
25051.653284	-27.0	8.2	-18.8
24774.608176	-27.0	8.2	-18.8
25045.039475	-27.0	8.2	-18.8

Measurement Settings

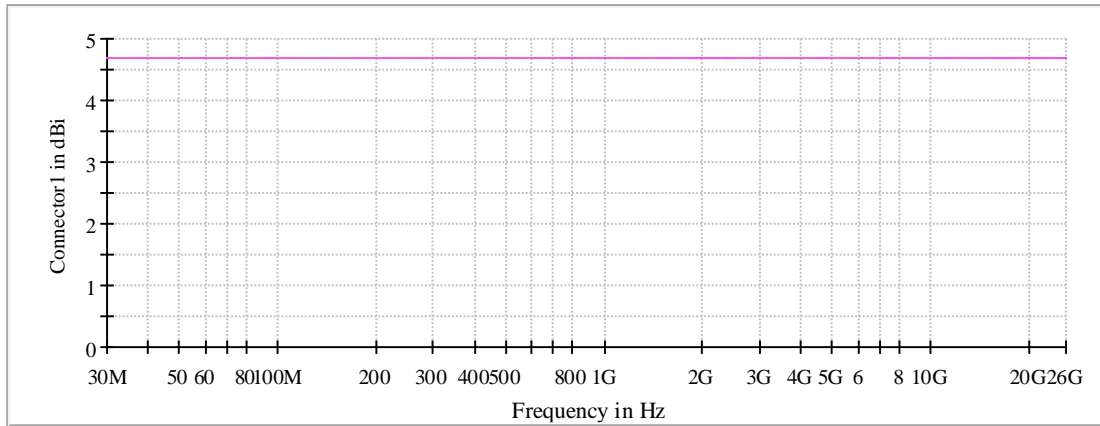
Start Frequency (MHz)	Stop Frequency (MHz)	Pre Measurement	Final Measurement
30.000000	2350.000000	1	1
2350.000000	2483.500000	2	1
2483.500000	26000.000000	1	1

Spurious



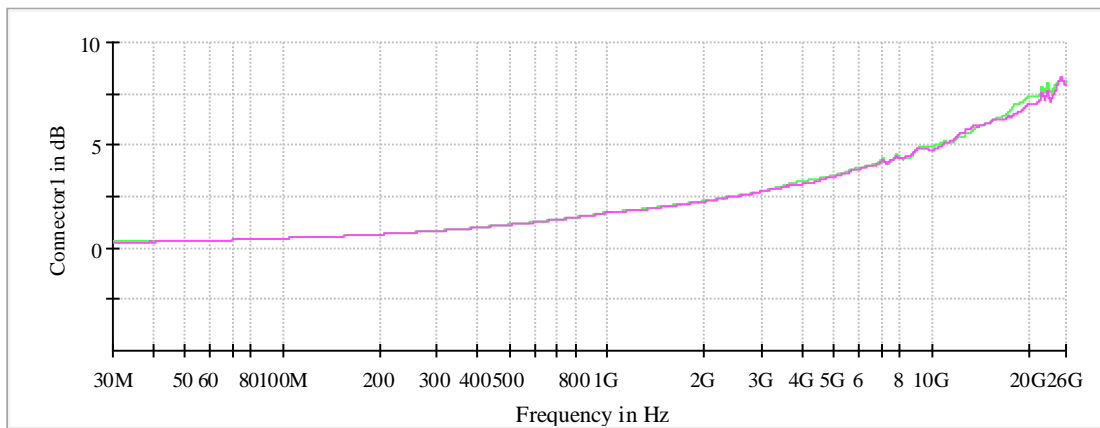
— Limit - - - Threshold — Sum Level × Critical × Final Critical

Gain



— Connector1 — Connector2

Attenuation



— Connector1 — Connector2

Minimum Emission Bandwidth 6 dB (2462 MHz; 24.000 dBm; 20 MHz)

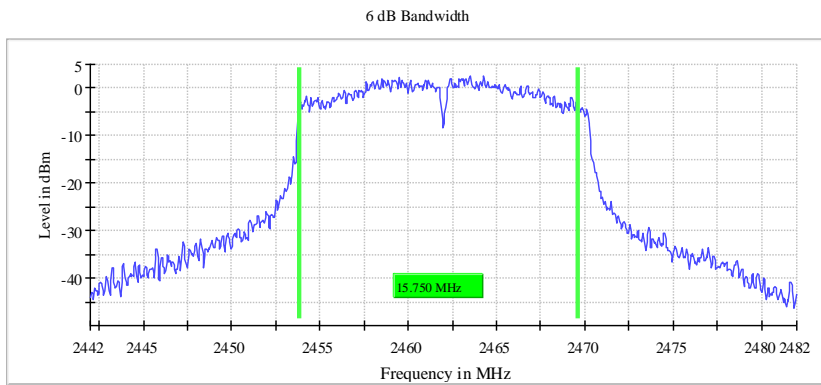
Customized settings.

6 dB Bandwidth

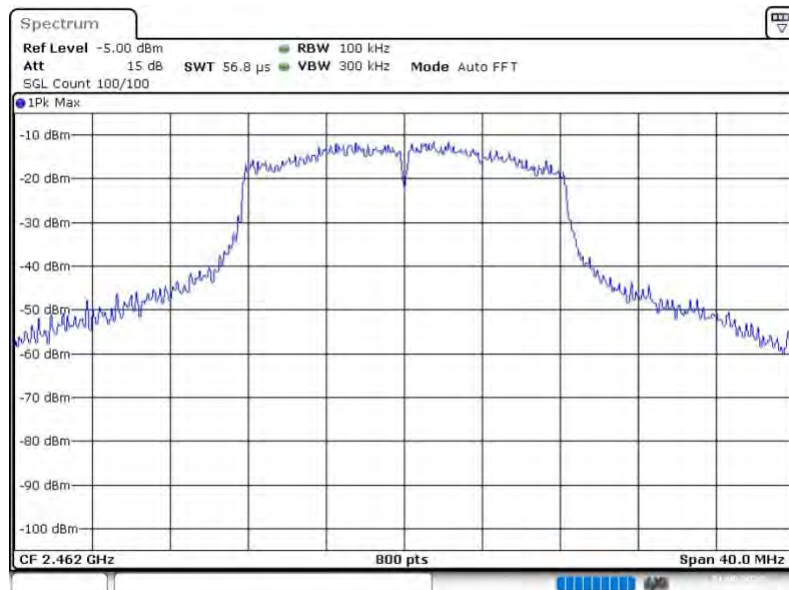
DUT Frequency (MHz)	Bandwidth (MHz)	Limit Min (MHz)	Limit Max (MHz)	Band Edge Left (MHz)	Band Edge Right (MHz)
2462.000000	15.750000	0.500000	---	2453.825000	2469.575000

(continuation of the "6 dB Bandwidth" table from column 6 ...)

DUT Frequency (MHz)	Max Level (dBm)	Result
2462.000000	2.5	PASS



Bandwidth



Date: 11.AUG.2023 00:44:37

Occupied Channel Bandwidth 99% (2462 MHz; 24.000 dBm; 20 MHz)

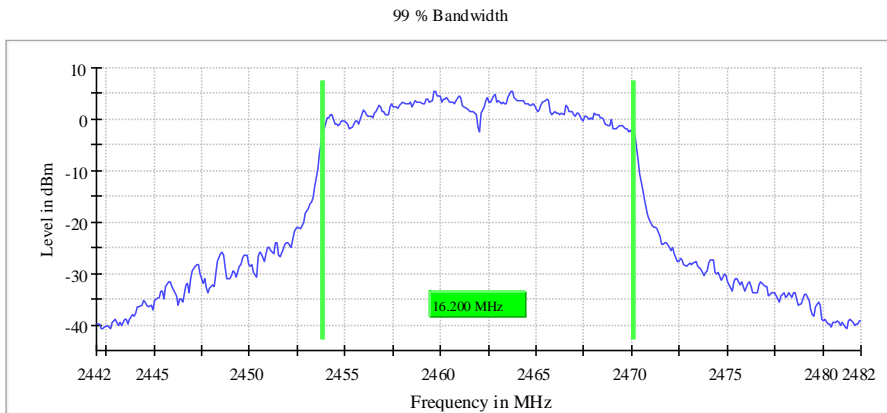
Customized settings.

99 % Bandwidth

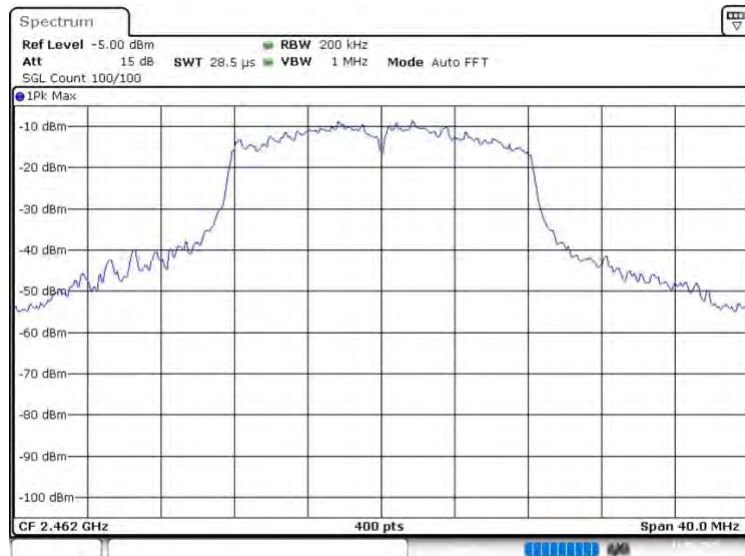
DUT Frequency (MHz)	Bandwidth (MHz)	Limit Min (MHz)	Limit Max (MHz)	Band Edge Left (MHz)	Band Edge Right (MHz)
2462.000000	16.200000	---	---	2453.850000	2470.050000

(continuation of the "99 % Bandwidth" table from column 6 ...)

DUT Frequency (MHz)	Result
2462.000000	PASS



Bandwidth



Date: 11.AUG.2023 00:45:59

Tx Spurious Emission (2462 MHz; 24.000 dBm; 20 MHz)

Customized settings.

Result

DUT Frequency (MHz)	Result
2462.000000	PASS

Final measurements

Frequency (MHz)	Level Pre Measurement (dBm)	level (dBm)	Limit (dBm)	Margin (dB)	Result
---	---	---	---	---	---

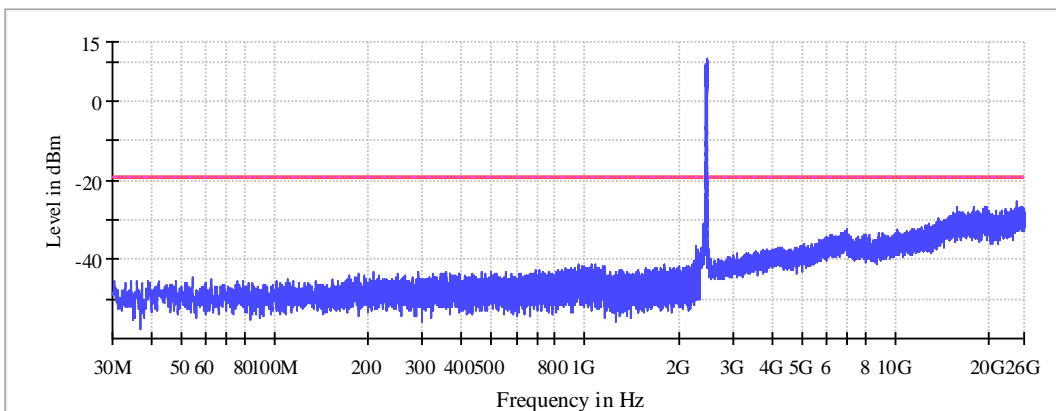
Pre Measurements

Frequency (MHz)	Level (dBm)	Margin (dB)	Limit (dBm)
24438.038788	-25.4	6.1	-19.3
15772.479337	-26.6	7.3	-19.3
25256.681362	-26.6	7.4	-19.3
19791.470571	-26.7	7.5	-19.3
19471.803139	-26.7	7.5	-19.3
25769.618988	-26.8	7.5	-19.3
25524.173190	-26.8	7.5	-19.3
17801.448947	-26.8	7.6	-19.3
24753.297014	-26.8	7.6	-19.3
25733.610473	-26.9	7.6	-19.3
19442.408433	-27.0	7.7	-19.3
23469.483211	-27.0	7.8	-19.3
25194.952478	-27.0	7.8	-19.3
25020.053975	-27.1	7.8	-19.3
15722.508336	-27.1	7.8	-19.3

Measurement Settings

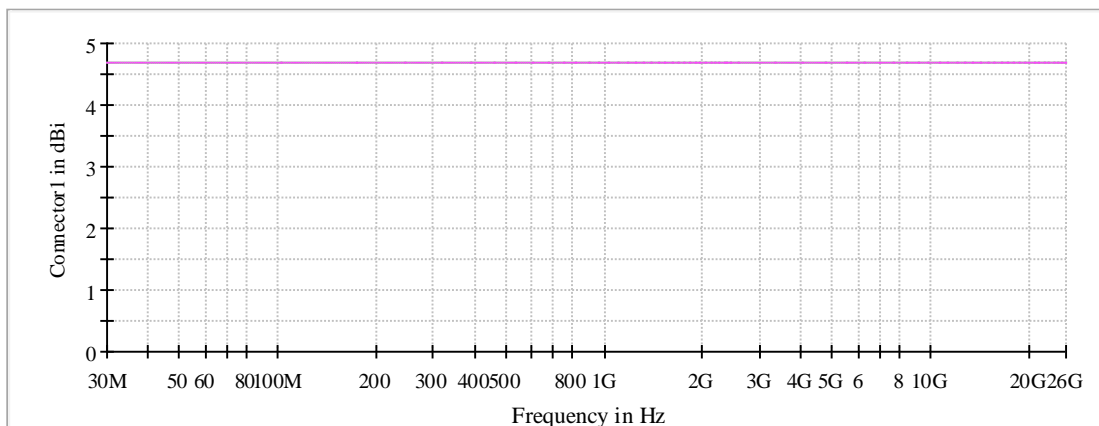
Start Frequency (MHz)	Stop Frequency (MHz)	Pre Measurement	Final Measurement
30.000000	2350.000000	1	1
2350.000000	2483.500000	2	1
2483.500000	26000.000000	1	1

Spurious



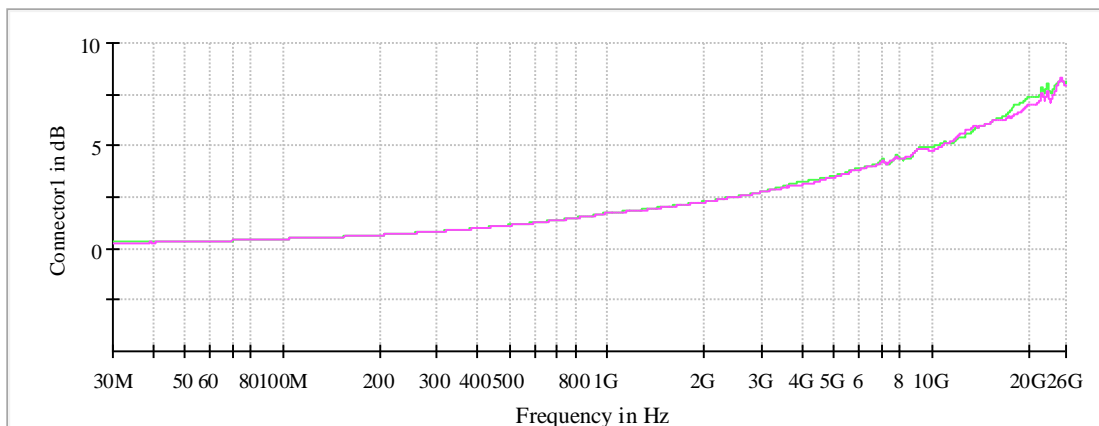
— Limit - - - - Threshold — Sum Level × Critical × Final Critical

Gain



— Connector1 — Connector2

Attenuation



— Connector1 — Connector2

2.3 n mode

Summary

Test	Frequency (MHz)	Nominal Power (dBm)	Nominal Bandwidth (MHz)	Result
RF output power	2412.000	24.0	20.000000	PASS
Minimum Emission Bandwidth 6 dB	2412.000	24.0	20.000000	PASS
Power Spectral Density	2412.000	24.0	20.000000	PASS
Occupied Channel Bandwidth 99%	2412.000	24.0	20.000000	PASS
Tx Spurious Emission	2412.000	24.0	20.000000	PASS
Minimum Emission Bandwidth 6 dB	2437.000	24.0	20.000000	PASS
Occupied Channel Bandwidth 99%	2437.000	24.0	20.000000	PASS
Tx Spurious Emission	2437.000	24.0	20.000000	PASS
Minimum Emission Bandwidth 6 dB	2462.000	24.0	20.000000	PASS
Occupied Channel Bandwidth 99%	2462.000	24.0	20.000000	PASS
Tx Spurious Emission	2462.000	24.0	20.000000	PASS
Minimum Emission Bandwidth 6 dB	2422.000	24.0	40.000000	PASS
Occupied Channel Bandwidth 99%	2422.000	24.0	40.000000	PASS
Tx Spurious Emission	2422.000	24.0	40.000000	PASS
Minimum Emission Bandwidth 6 dB	2437.000	24.0	40.000000	PASS
Occupied Channel Bandwidth 99%	2437.000	24.0	40.000000	PASS
Tx Spurious Emission	2437.000	24.0	40.000000	PASS
Minimum Emission Bandwidth 6 dB	2452.000	24.0	40.000000	PASS
Occupied Channel Bandwidth 99%	2452.000	24.0	40.000000	PASS
Tx Spurious Emission	2452.000	24.0	40.000000	PASS

RF output power (2412 MHz; 24.000 dBm; 20 MHz)

Customized settings.

Result

DUT Frequency (MHz)	Gated RMS (dBm)	Limit Max (dBm)	Gated EIRP (dBm)	DutyCycle (%)	Result
2412.000000	20.9	30.0	20.9	94.673	PASS

OSP PowerMeter settings

Setting	Instrument Value	Target Value
Measurement Time	1.000 s	1.000 s
Points	1000000	1000000
Time resolution	1.000 µs	1.000 µs

Minimum Emission Bandwidth 6 dB (2412 MHz; 24.000 dBm; 20 MHz)

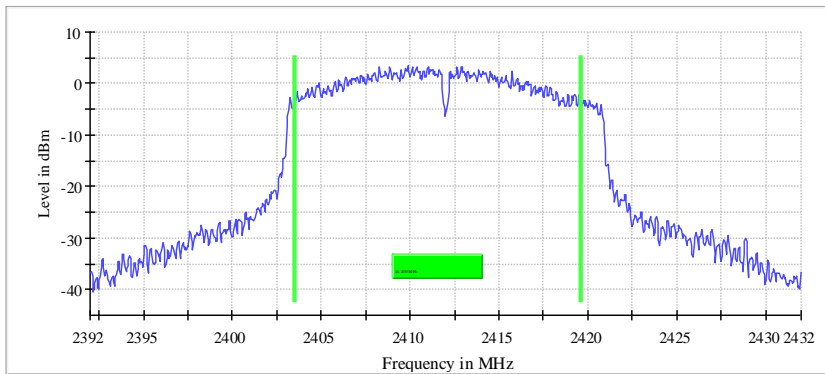
Customized settings.

6 dB Bandwidth

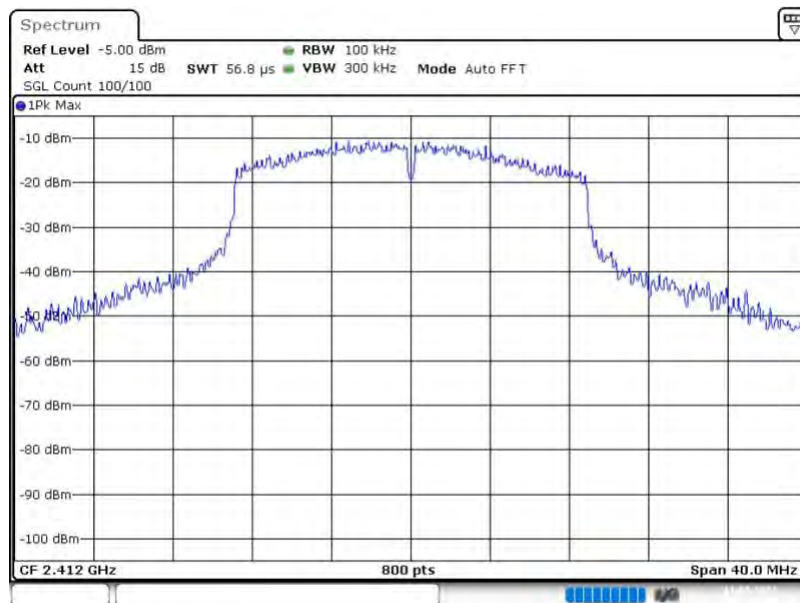
DUT Frequency (MHz)	Bandwidth (MHz)	Limit Min (MHz)	Limit Max (MHz)	Band Edge Left (MHz)	Band Edge Right (MHz)
2412.000000	16.100000	0.500000	---	2403.475000	2419.575000

(continuation of the "6 dB Bandwidth" table from column 6 ...)

DUT Frequency (MHz)	Max Level (dBm)	Result
2412.000000	3.4	PASS



Bandwidth



Date: 11.AUG.2023 00:58:15

Measurement

Setting	Instrument Value	Target Value
Start Frequency	2.39200 GHz	2.39200 GHz
Stop Frequency	2.43200 GHz	2.43200 GHz
Span	40.000 MHz	40.000 MHz
RBW	100.000 kHz	~ 100.000 kHz
VBW	300.000 kHz	~ 300.000 kHz
SweepPoints	800	~ 800
SweepTime	56.836 μ s	AUTO
Reference Level	-5.000 dBm	-5.000 dBm
Attenuation	15.000 dB	AUTO
Detector	MaxPeak	MaxPeak
SweepCount	100	100
Filter	3 dB	3 dB
Trace Mode	Max Hold	Max Hold
SweepType	FFT	AUTO
Preamp	off	off

Power Spectral Density (2412 MHz; 24.000 dBm; 20 MHz)

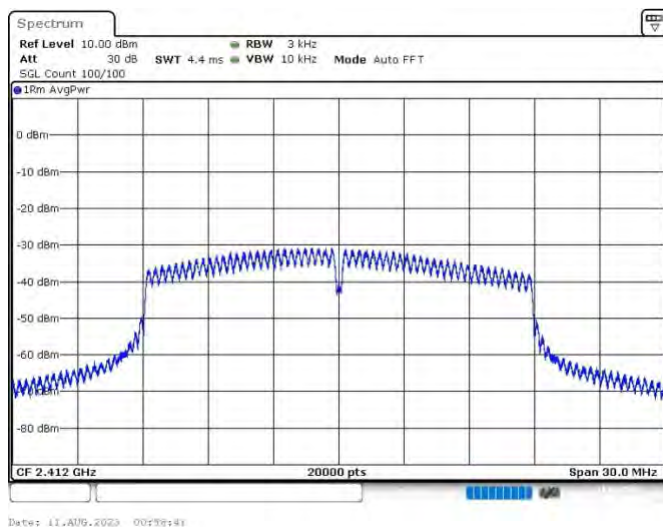
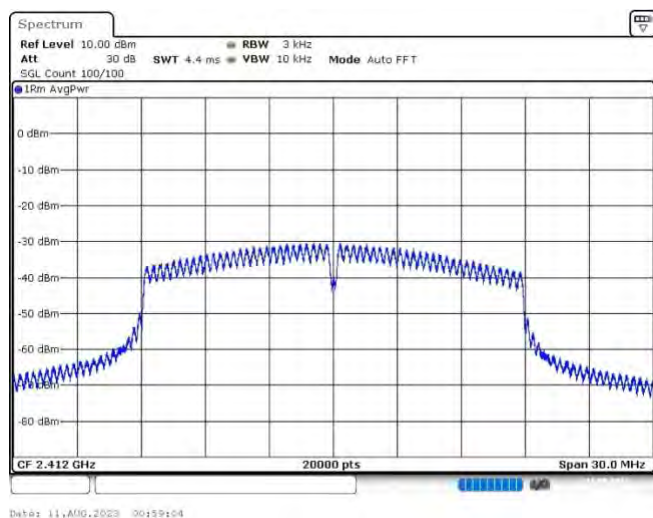
Customized settings.

Result

DUT Frequency (MHz)	Frequency (MHz)	PSD (dBm)	Limit Max (dBm)	Result
2412.000000	2410.457250	-13.695	8.0	PASS

Ports

Port	State
1	used
2	used

PSD Connector 1

PSD Connector 2

Measurement

Setting	Instrument Value	Target Value
Start Frequency	2.39700 GHz	2.39700 GHz
Stop Frequency	2.42700 GHz	2.42700 GHz
Span	30.000 MHz	30.000 MHz
RBW	3.000 kHz	<= 3.000 kHz
VBW	10.000 kHz	>= 9.000 kHz
SweepPoints	20000	~ 20000
Sweeptime	4.424 ms	AUTO
Reference Level	10.000 dBm	10.000 dBm
Attenuation	30.000 dB	AUTO
Detector	RMS	RMS
SweepCount	100	100
Filter	3 dB	3 dB
Trace Mode	Average Power	Average Power
SweepType	FFT	AUTO
Preamp	off	off

Occupied Channel Bandwidth 99% (2412 MHz; 24.000 dBm; 20 MHz)

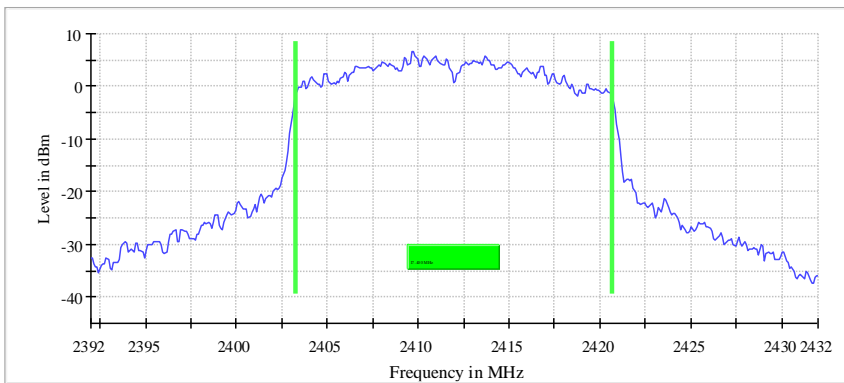
Customized settings.

99 % Bandwidth

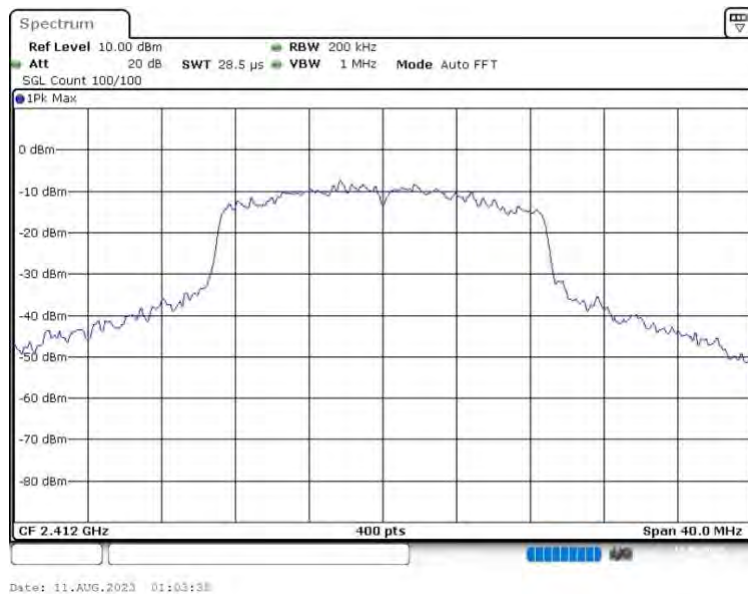
DUT Frequency (MHz)	Bandwidth (MHz)	Limit Min (MHz)	Limit Max (MHz)	Band Edge Left (MHz)	Band Edge Right (MHz)
2412.000000	17.400000	---	---	2403.250000	2420.650000

(continuation of the "99 % Bandwidth" table from column 6 ...)

DUT Frequency (MHz)	Result
2412.000000	PASS



Bandwidth



Measurement

Setting	Instrument Value	Target Value
Start Frequency	2.39200 GHz	2.39200 GHz
Stop Frequency	2.43200 GHz	2.43200 GHz
Span	40.000 MHz	40.000 MHz
RBW	200.000 kHz	>= 200.000 kHz
VBW	1.000 MHz	>= 600.000 kHz
SweepPoints	400	~ 400
Sweeptime	28.477 μ s	AUTO
Reference Level	10.000 dBm	AUTO
Attenuation	20.000 dB	20.000 dB
Detector	MaxPeak	MaxPeak
SweepCount	100	100
Filter	3 dB	3 dB
Trace Mode	Max Hold	Max Hold
Sweeptype	FFT	AUTO
Preamp	off	off

Tx Spurious Emission (2412 MHz; 24.000 dBm; 20 MHz)

Customized settings.

Result

DUT Frequency (MHz)	Result
2412.000000	PASS

Final measurements

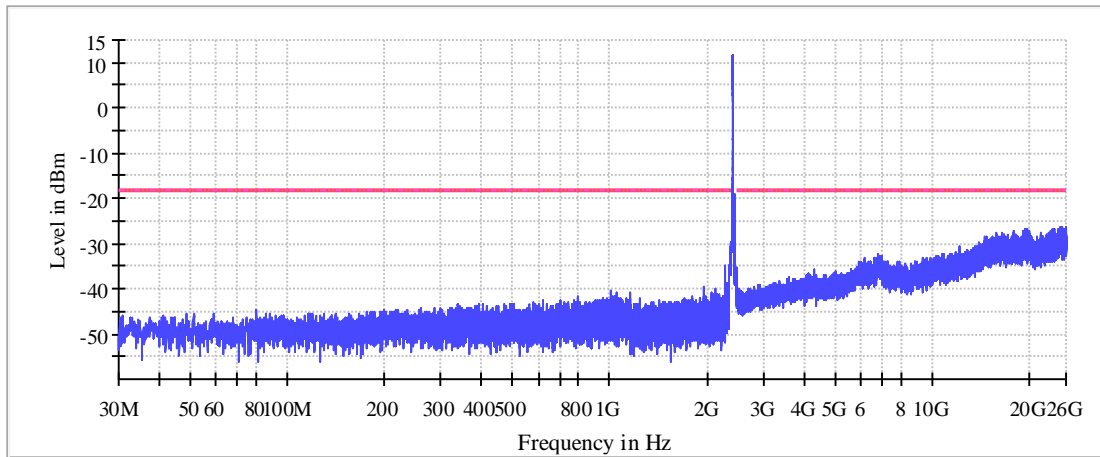
Frequency (MHz)	Level Pre Measurement (dBm)	level (dBm)	Limit (dBm)	Margin (dB)	Result
---	---	---	---	---	---

Pre Measurements

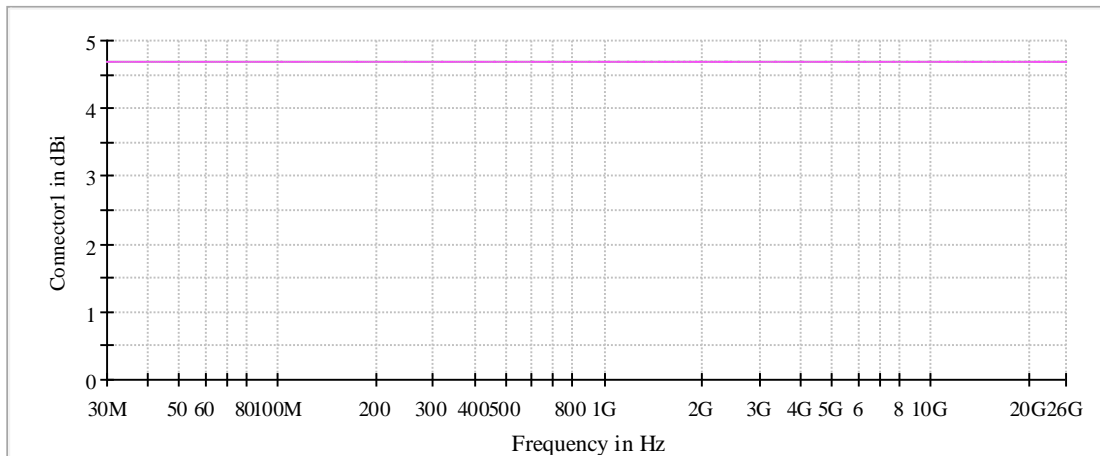
Frequency (MHz)	Level (dBm)	Margin (dB)	Limit (dBm)
2398.875000	-19.5	1.3	-18.2
2399.825000	-19.6	1.5	-18.2
2399.475000	-19.8	1.6	-18.2
2399.525000	-19.8	1.6	-18.2
2398.925000	-19.9	1.7	-18.2
2399.875000	-20.0	1.8	-18.2
2399.775000	-20.2	2.1	-18.2
2398.525000	-20.3	2.1	-18.2
2398.275000	-20.3	2.1	-18.2
2398.475000	-20.4	2.2	-18.2
2398.825000	-20.5	2.3	-18.2
2399.225000	-20.6	2.4	-18.2
2399.925000	-20.6	2.4	-18.2
2398.225000	-20.6	2.5	-18.2
2397.975000	-20.8	2.6	-18.2

Measurement Settings

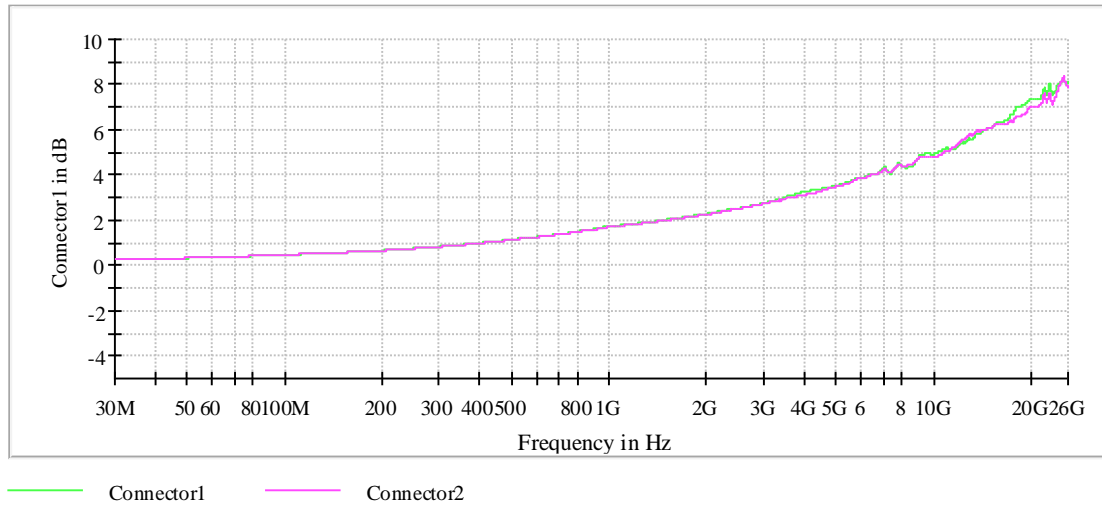
Start Frequency (MHz)	Stop Frequency (MHz)	Pre Measurement	Final Measurement
30.000000	2350.000000	1	1
2350.000000	2483.500000	2	1
2483.500000	26000.000000	1	1



— Limit
 — Threshold
 — Sum Level
 × Critical
 × Final Critical



— Connector1
 — Connector2



Pre Measurement 1

Setting	Instrument Value	Target Value
RBW	100.000 kHz	<= 100.000 kHz
VBW	300.000 kHz	>= 300.000 kHz
SweepPoints	32001	~ 46400
SweepTime	32.100 ms	AUTO
Reference Level	20.000 dBm	20.000 dBm
Attenuation	40.000 dB	40.000 dB
Detector	MaxPeak	MaxPeak
SweepCount	3	3
Filter	3 dB	3 dB
Trace Mode	Max Hold	Max Hold
SweepType	Sweep	AUTO
Preamp	off	off

Pre Measurement 2

Setting	Instrument Value	Target Value
RBW	100.000 kHz	<= 100.000 kHz
VBW	300.000 kHz	>= 300.000 kHz
SweepPoints	2670	~ 2670
SweepTime	151.563 μ s	AUTO
Reference Level	20.000 dBm	20.000 dBm
Attenuation	40.000 dB	40.000 dB
Detector	MaxPeak	MaxPeak
SweepCount	300	300
Filter	3 dB	3 dB
Trace Mode	Max Hold	Max Hold
SweepType	FFT	AUTO
Preamp	off	off

Minimum Emission Bandwidth 6 dB (2437 MHz; 24.000 dBm; 20 MHz)

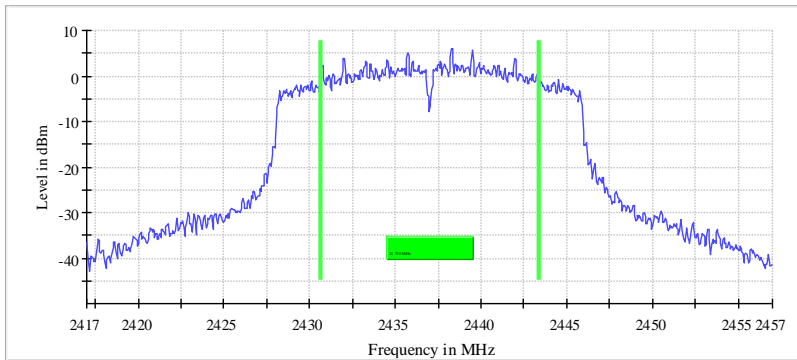
Customized settings.

6 dB Bandwidth

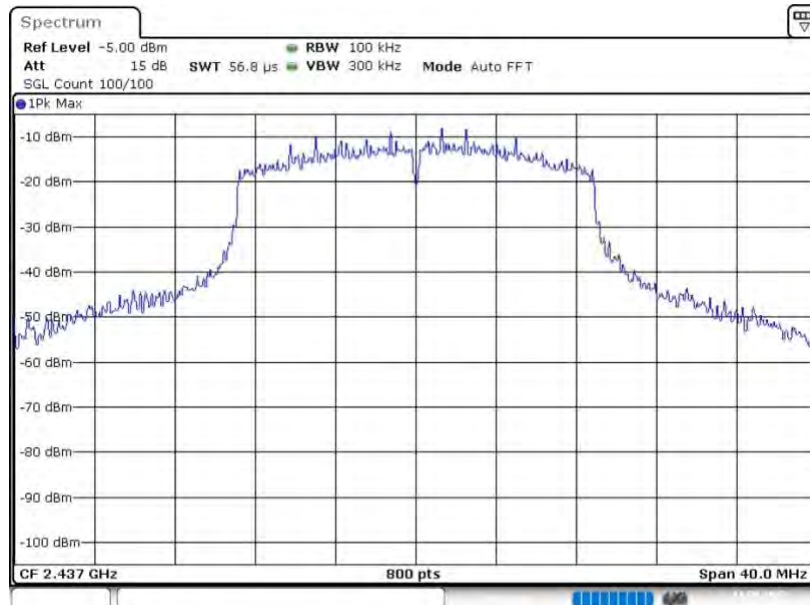
DUT Frequency (MHz)	Bandwidth (MHz)	Limit Min (MHz)	Limit Max (MHz)	Band Edge Left (MHz)	Band Edge Right (MHz)
2437.000000	12.750000	0.500000	---	2430.625000	2443.375000

(continuation of the "6 dB Bandwidth" table from column 6 ...)

DUT Frequency (MHz)	Max Level (dBm)	Result
2437.000000	6.0	PASS



Bandwidth



Date: 11.AUG.2023 01:12:34

Occupied Channel Bandwidth 99% (2437 MHz; 24.000 dBm; 20 MHz)

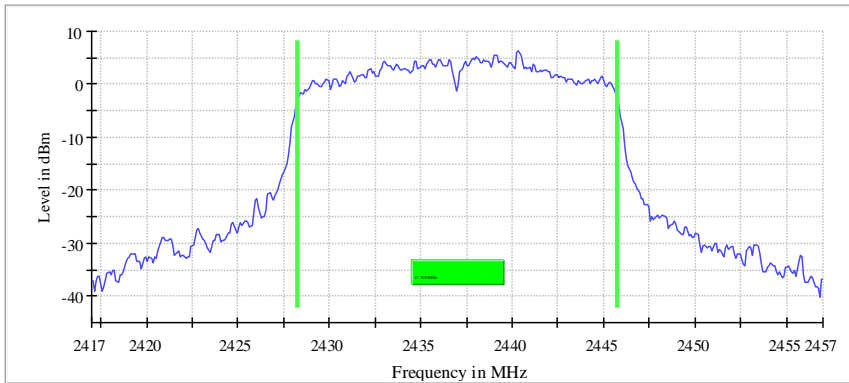
Customized settings.

99 % Bandwidth

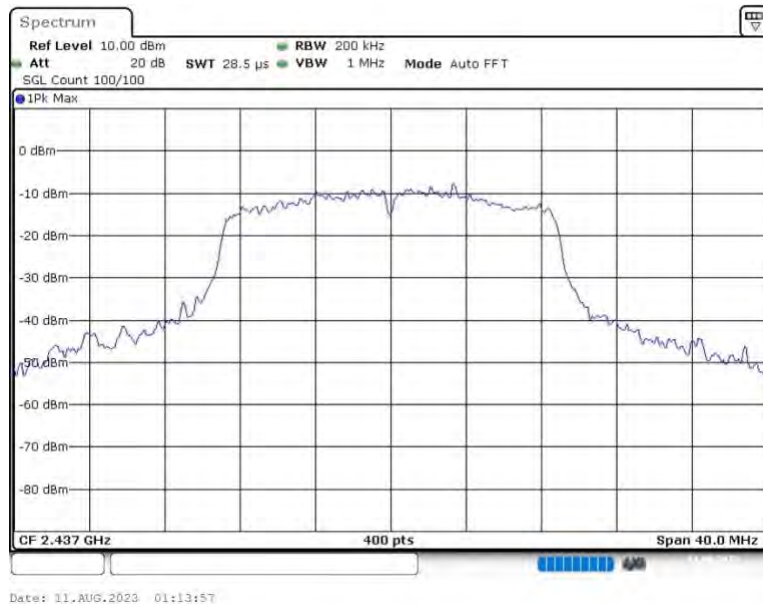
DUT Frequency (MHz)	Bandwidth (MHz)	Limit Min (MHz)	Limit Max (MHz)	Band Edge Left (MHz)	Band Edge Right (MHz)
2437.000000	17.500000	---	---	2428.250000	2445.750000

(continuation of the "99 % Bandwidth" table from column 6 ...)

DUT Frequency (MHz)	Result
2437.000000	PASS



Bandwidth



Tx Spurious Emission (2437 MHz; 24.000 dBm; 20 MHz)

Customized settings.

Result

DUT Frequency (MHz)	Result
2437.000000	PASS

Final measurements

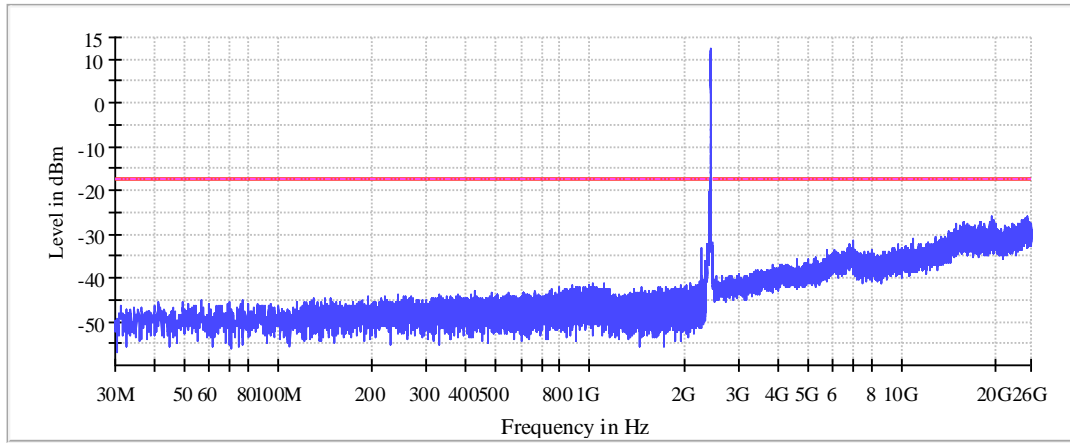
Frequency (MHz)	Level Pre Measurement (dBm)	level (dBm)	Limit (dBm)	Margin (dB)	Result
---	---	---	---	---	---

Pre Measurements

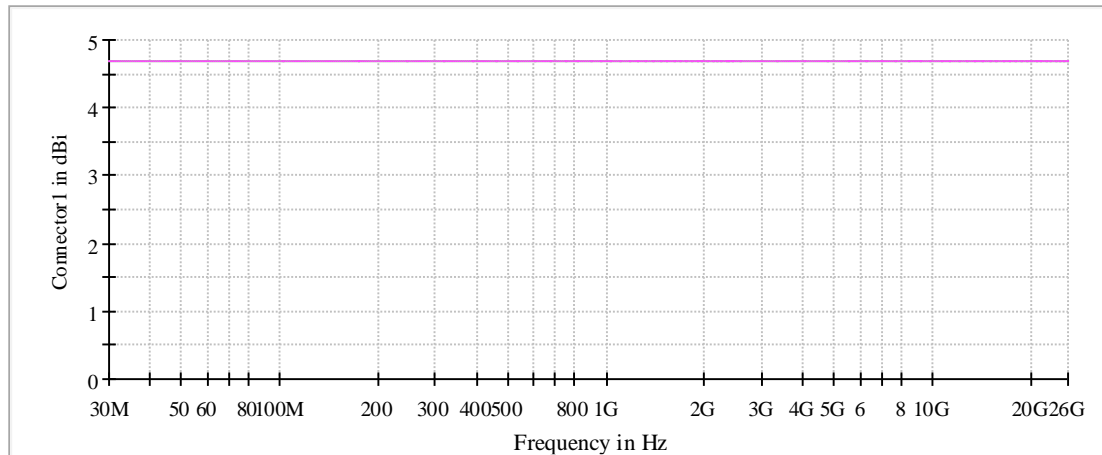
Frequency (MHz)	Level (dBm)	Margin (dB)	Limit (dBm)
19401.990711	-25.9	8.4	-17.5
25131.753859	-26.0	8.5	-17.5
25093.540741	-26.3	8.7	-17.5
25092.071006	-26.5	9.0	-17.5
25125.140050	-26.5	9.0	-17.5
25416.882511	-26.6	9.0	-17.5
25206.710361	-26.6	9.0	-17.5
24439.508523	-26.6	9.1	-17.5
25047.244078	-26.7	9.1	-17.5
24785.631191	-26.7	9.2	-17.5
24429.220376	-26.7	9.2	-17.5
25124.405183	-26.8	9.2	-17.5
24780.487118	-26.8	9.3	-17.5
19792.940307	-26.9	9.4	-17.5
25420.556850	-27.0	9.4	-17.5

Measurement Settings

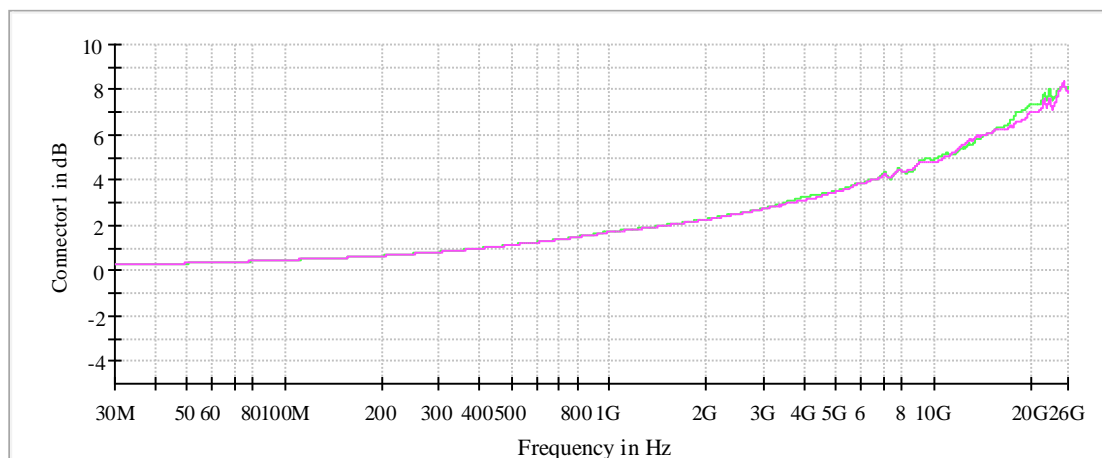
Start Frequency (MHz)	Stop Frequency (MHz)	Pre Measurement	Final Measurement
30.000000	2350.000000	1	1
2350.000000	2483.500000	2	1
2483.500000	26000.000000	1	1



— Limit - - - - Threshold — Sum Level × Critical × Final Critical



— Connector1 — Connector2



— Connector1 — Connector2

Minimum Emission Bandwidth 6 dB (2462 MHz; 24.000 dBm; 20 MHz)

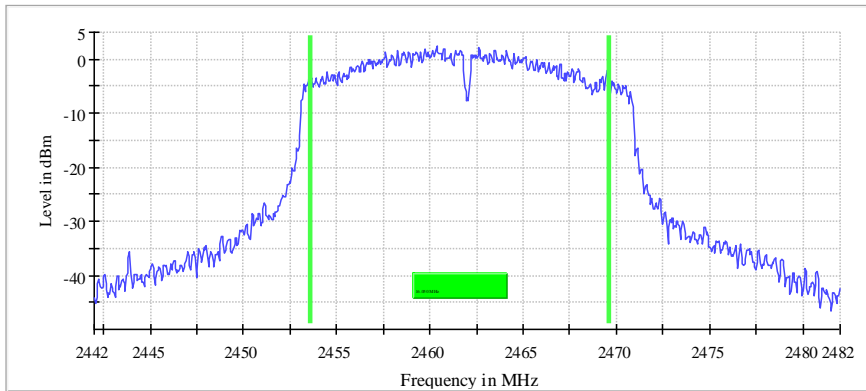
Customized settings.

6 dB Bandwidth

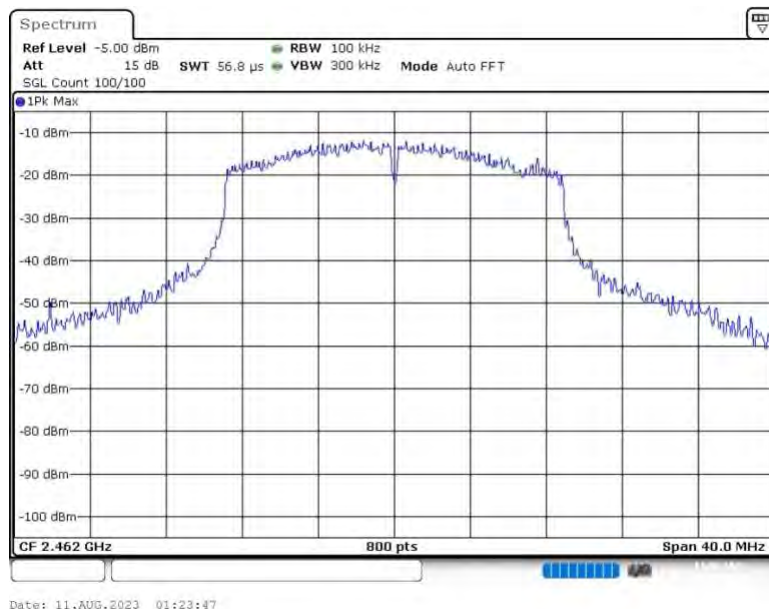
DUT Frequency (MHz)	Bandwidth (MHz)	Limit Min (MHz)	Limit Max (MHz)	Band Edge Left (MHz)	Band Edge Right (MHz)
2462.000000	16.050000	0.500000	---	2453.575000	2469.625000

(continuation of the "6 dB Bandwidth" table from column 6 ...)

DUT Frequency (MHz)	Max Level (dBm)	Result
2462.000000	2.4	PASS



Bandwidth



Date: 11.AUG.2023 01:23:47

Occupied Channel Bandwidth 99% (2462 MHz; 24.000 dBm; 20 MHz)

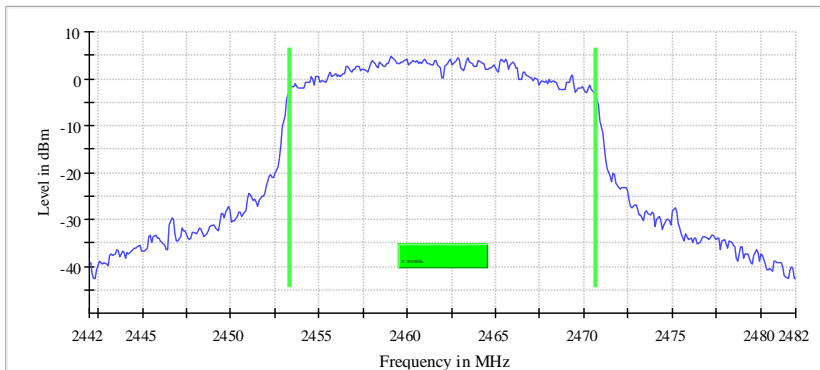
Customized settings.

99 % Bandwidth

DUT Frequency (MHz)	Bandwidth (MHz)	Limit Min (MHz)	Limit Max (MHz)	Band Edge Left (MHz)	Band Edge Right (MHz)
2462.000000	17.300000	---	---	2453.350000	2470.650000

(continuation of the "99 % Bandwidth" table from column 6 ...)

DUT Frequency (MHz)	Result
2462.000000	PASS



Bandwidth



Tx Spurious Emission (2462 MHz; 24.000 dBm; 20 MHz)

Customized settings.

Result

DUT Frequency (MHz)	Result
2462.000000	PASS

Final measurements

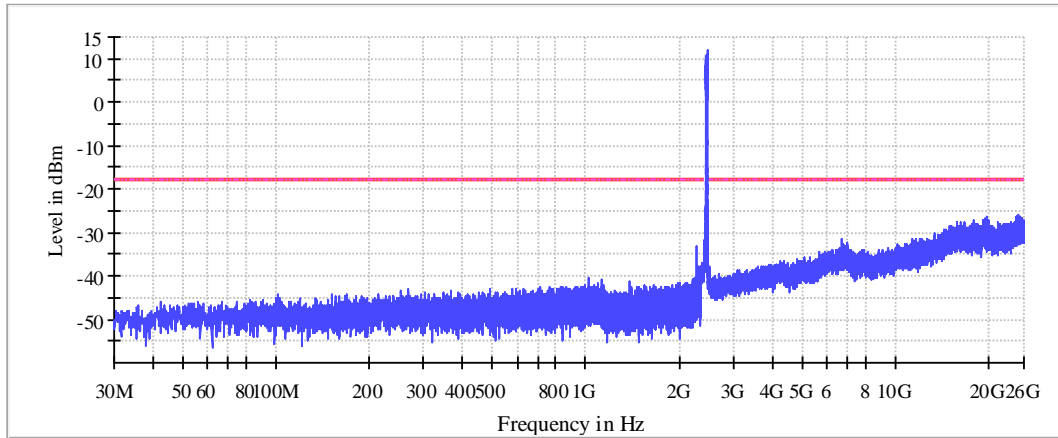
Frequency (MHz)	Level Pre Measurement (dBm)	level (dBm)	Limit (dBm)	Margin (dB)	Result
---	---	---	---	---	---

Pre Measurements

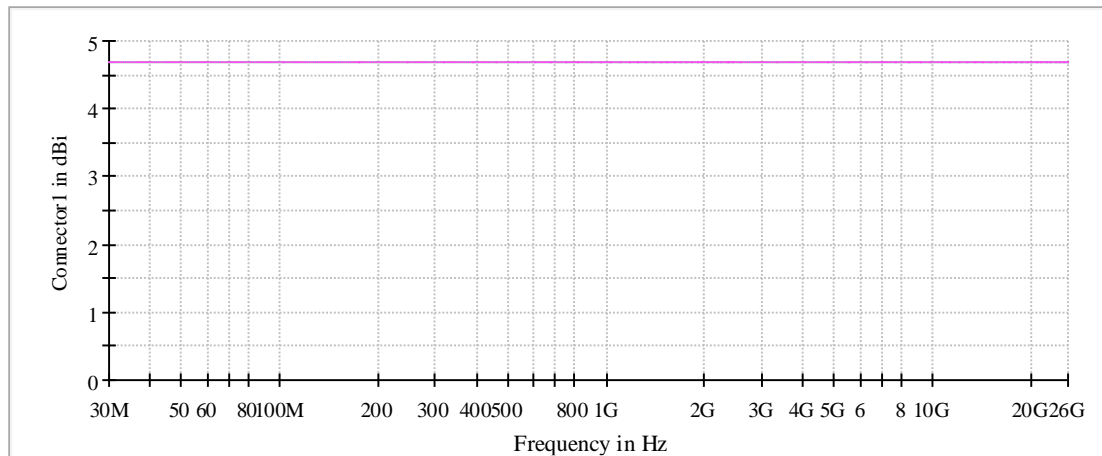
Frequency (MHz)	Level (dBm)	Margin (dB)	Limit (dBm)
25092.071006	-26.0	8.0	-18.0
19839.236969	-26.2	8.3	-18.0
24918.642238	-26.4	8.4	-18.0
25225.082052	-26.5	8.5	-18.0
24690.833263	-26.5	8.5	-18.0
24731.985852	-26.5	8.6	-18.0
25059.001961	-26.6	8.6	-18.0
25640.282280	-26.8	8.8	-18.0
24678.340513	-26.8	8.9	-18.0
25503.596895	-26.8	8.9	-18.0
19795.144910	-26.8	8.9	-18.0
25506.536366	-26.9	8.9	-18.0
19512.220860	-26.9	8.9	-18.0
24824.579177	-26.9	8.9	-18.0
25222.142581	-26.9	9.0	-18.0

Measurement Settings

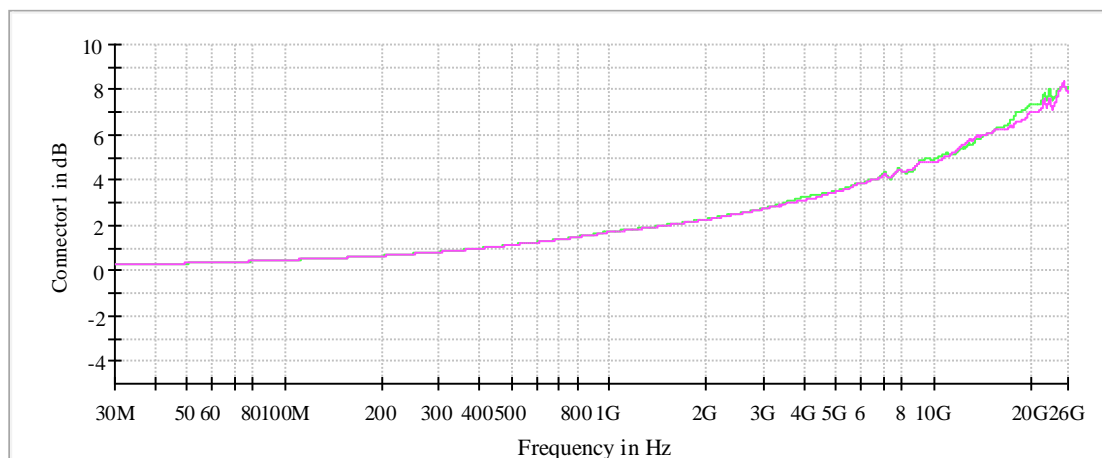
Start Frequency (MHz)	Stop Frequency (MHz)	Pre Measurement	Final Measurement
30.000000	2350.000000	1	1
2350.000000	2483.500000	2	1
2483.500000	26000.000000	1	1



— Limit - - - - Threshold — Sum Level × Critical × Final Critical



— Connector1 — Connector2



— Connector1 — Connector2

Minimum Emission Bandwidth 6 dB (2422 MHz; 24.000 dBm; 40 MHz)

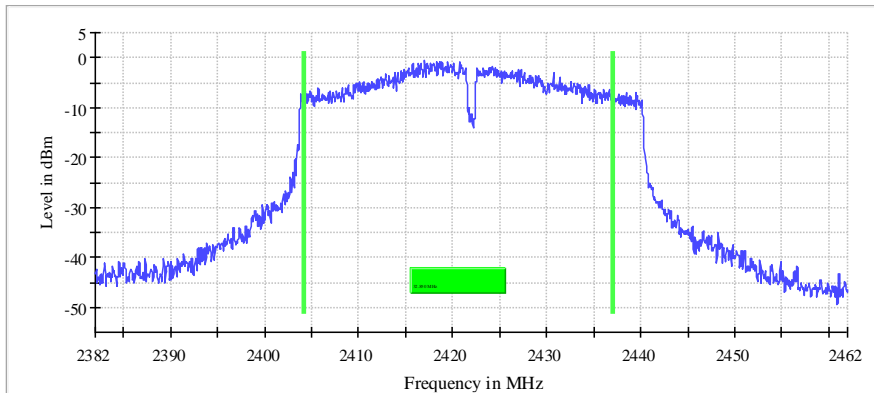
Customized settings.

6 dB Bandwidth

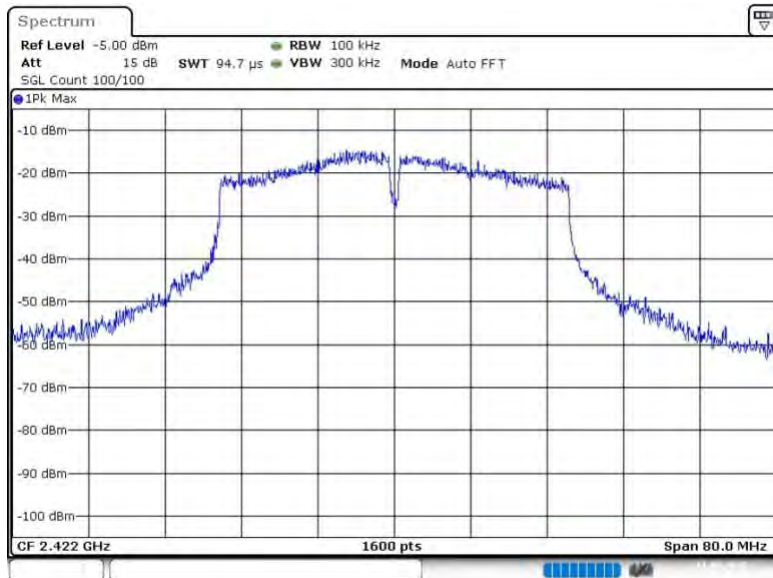
DUT Frequency (MHz)	Bandwidth (MHz)	Limit Min (MHz)	Limit Max (MHz)	Band Edge Left (MHz)	Band Edge Right (MHz)
2422.000000	32.850000	0.500000	---	2404.225000	2437.075000

(continuation of the "6 dB Bandwidth" table from column 6 ...)

DUT Frequency (MHz)	Max Level (dBm)	Result
2422.000000	-0.6	PASS



Bandwidth



Date: 11.AUG.2023 01:27:17

Occupied Channel Bandwidth 99% (2422 MHz; 24.000 dBm; 40 MHz)

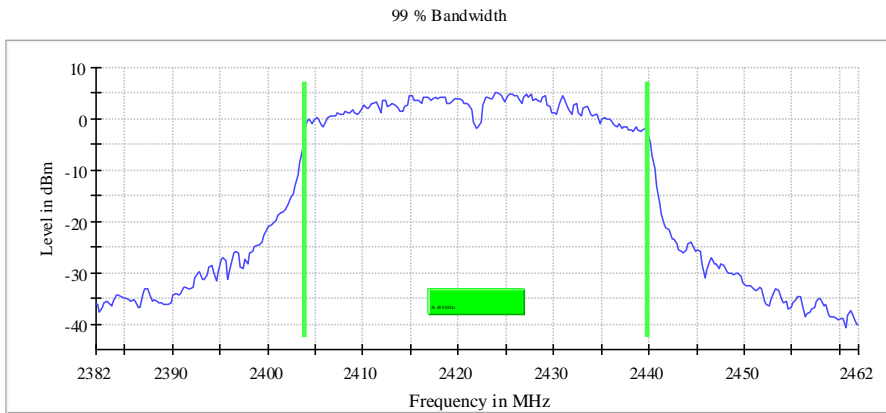
Customized settings.

99 % Bandwidth

DUT Frequency (MHz)	Bandwidth (MHz)	Limit Min (MHz)	Limit Max (MHz)	Band Edge Left (MHz)	Band Edge Right (MHz)
2422.000000	36.000000	---	---	2403.875000	2439.875000

(continuation of the "99 % Bandwidth" table from column 6 ...)

DUT Frequency (MHz)	Result
2422.000000	PASS



Bandwidth



Date: 11.AUG.2023 01:39:41

Tx Spurious Emission (2422 MHz; 24.000 dBm; 40 MHz)

Customized settings.

Result

DUT Frequency (MHz)	Result
2422.000000	PASS

Final measurements

Frequency (MHz)	Level Pre Measurement (dBm)	level (dBm)	Limit (dBm)	Margin (dB)	Result
---	---	---	---	---	---

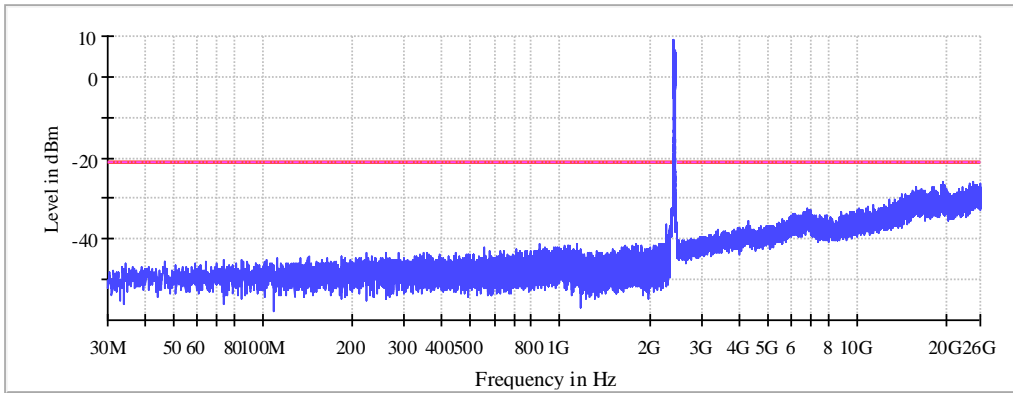
Pre Measurements

Frequency (MHz)	Level (dBm)	Margin (dB)	Limit (dBm)
2398.875000	-23.6	2.6	-21.0
2399.775000	-23.7	2.7	-21.0
2398.925000	-23.8	2.8	-21.0
2399.825000	-23.8	2.9	-21.0
2398.825000	-24.0	3.0	-21.0
2399.075000	-24.0	3.0	-21.0
2399.125000	-24.2	3.2	-21.0
2399.025000	-24.2	3.2	-21.0
2399.475000	-24.4	3.4	-21.0
2399.525000	-24.5	3.6	-21.0
2399.175000	-24.6	3.6	-21.0
2398.975000	-24.7	3.7	-21.0
2399.725000	-24.7	3.7	-21.0
2399.225000	-24.7	3.8	-21.0
2399.575000	-24.8	3.8	-21.0

Measurement Settings

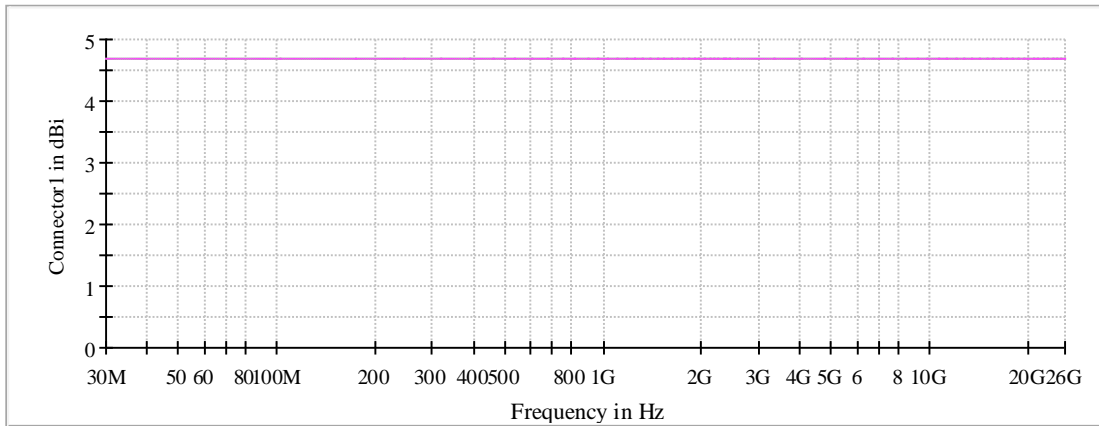
Start Frequency (MHz)	Stop Frequency (MHz)	Pre Measurement	Final Measurement
30.000000	2350.000000	1	1
2350.000000	2483.500000	2	1
2483.500000	26000.000000	1	1

Spurious



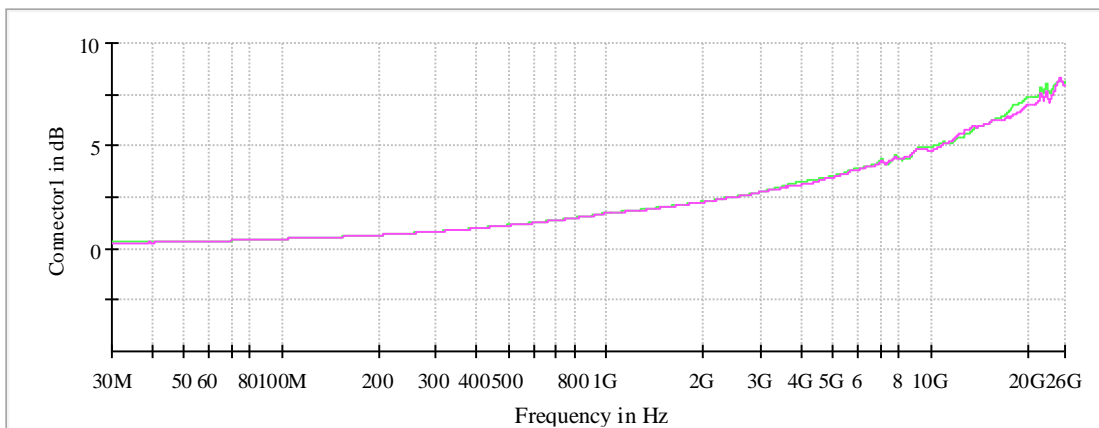
— Limit - - - - Threshold — Sum Level × Critical × Final Critical

Gain



— Connector1 — Connector2

Attenuation



— Connector1 — Connector2

Minimum Emission Bandwidth 6 dB (2437 MHz; 24.000 dBm; 40 MHz)

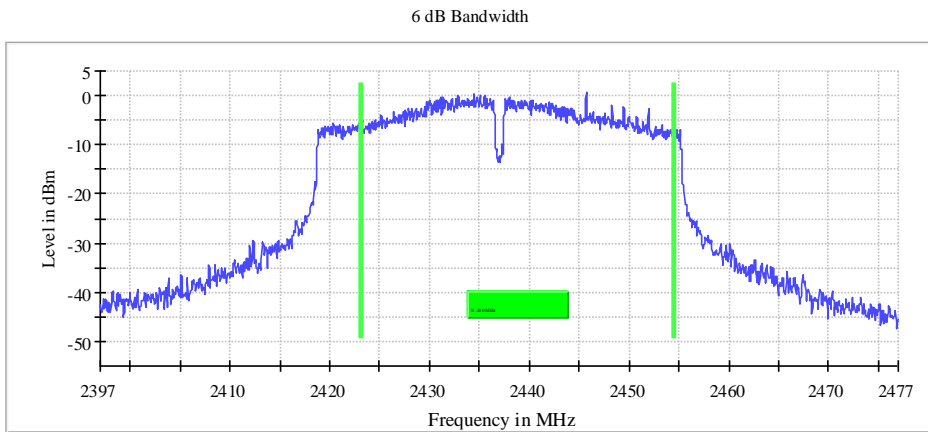
Customized settings.

6 dB Bandwidth

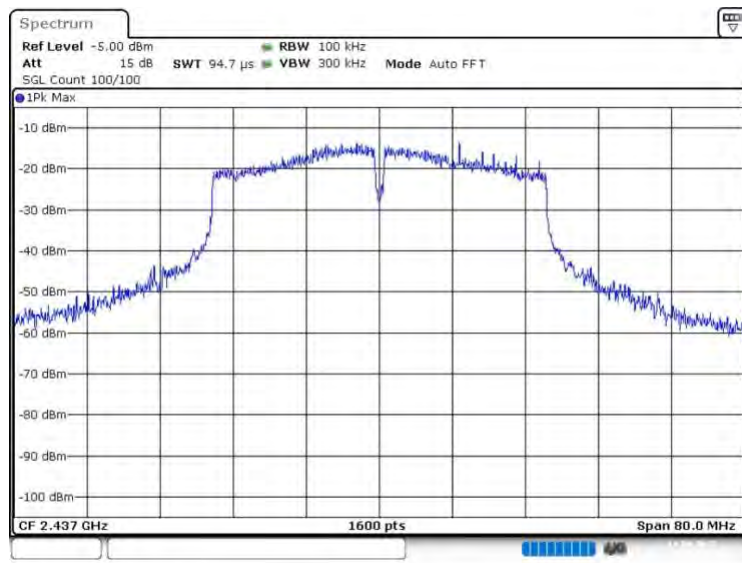
DUT Frequency (MHz)	Bandwidth (MHz)	Limit Min (MHz)	Limit Max (MHz)	Band Edge Left (MHz)	Band Edge Right (MHz)
2437.000000	31.400000	0.500000	---	2423.175000	2454.575000

(continuation of the "6 dB Bandwidth" table from column 6 ...)

DUT Frequency (MHz)	Max Level (dBm)	Result
2437.000000	0.5	PASS



Bandwidth



Date: 11.AUG.2023 01:42:30

Occupied Channel Bandwidth 99% (2437 MHz; 24.000 dBm; 40 MHz)

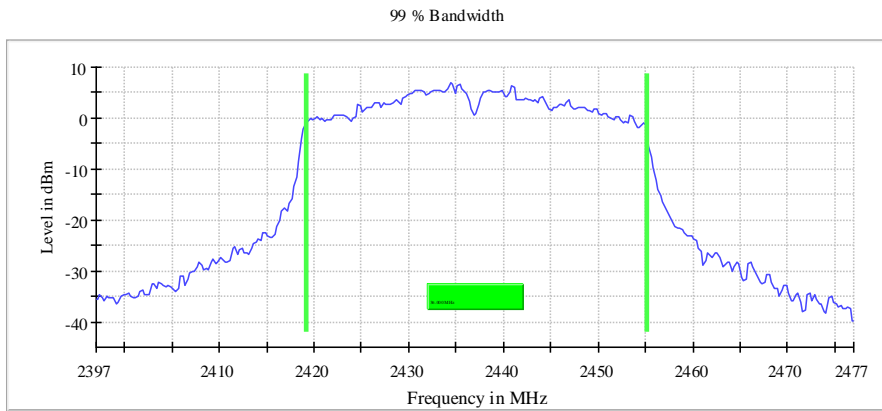
Customized settings.

99 % Bandwidth

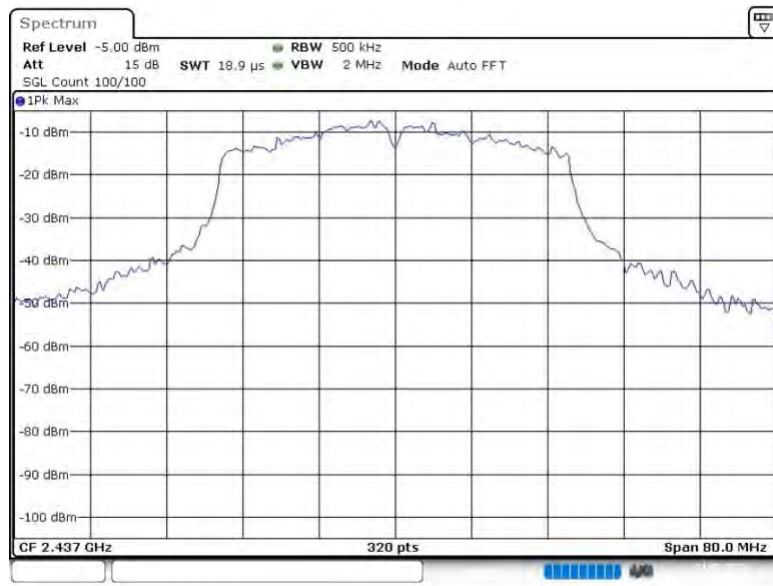
DUT Frequency (MHz)	Bandwidth (MHz)	Limit Min (MHz)	Limit Max (MHz)	Band Edge Left (MHz)	Band Edge Right (MHz)
2437.000000	36.000000	---	---	2419.125000	2455.125000

(continuation of the "99 % Bandwidth" table from column 6 ...)

DUT Frequency (MHz)	Result
2437.000000	PASS



Bandwidth



Date: 11.AUG.2023 01:43:49

Tx Spurious Emission (2437 MHz; 24.000 dBm; 40 MHz)

Customized settings.

Result

DUT Frequency (MHz)	Result
2437.000000	PASS

Final measurements

Frequency (MHz)	Level Pre Measurement (dBm)	level (dBm)	Limit (dBm)	Margin (dB)	Result
---	---	---	---	---	---

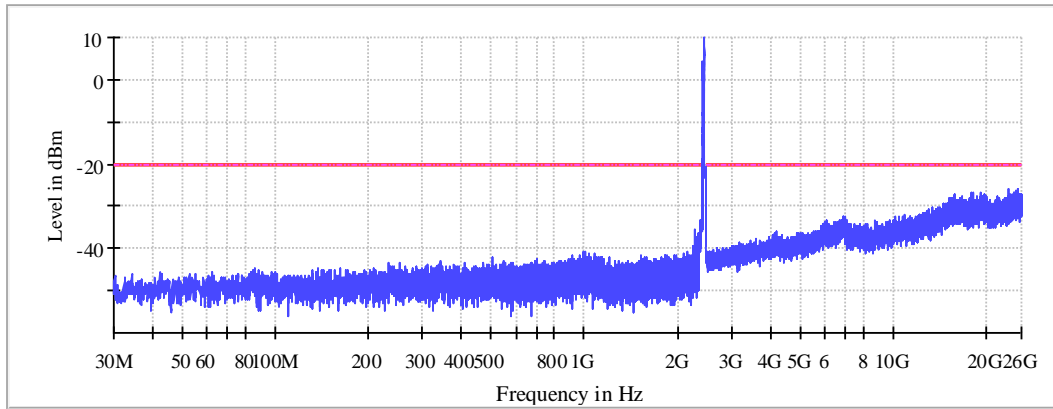
Pre Measurements

Frequency (MHz)	Level (dBm)	Margin (dB)	Limit (dBm)
23750.937525	-26.0	5.8	-20.2
25203.036022	-26.1	5.9	-20.2
24783.426588	-26.4	6.2	-20.2
25086.926932	-26.5	6.3	-20.2
25100.154550	-26.7	6.5	-20.2
17816.881168	-26.7	6.5	-20.2
25106.033491	-26.8	6.6	-20.2
19141.847559	-26.8	6.6	-20.2
25199.361684	-26.8	6.6	-20.2
24580.603114	-26.9	6.7	-20.2
24776.077912	-26.9	6.7	-20.2
24739.334529	-26.9	6.7	-20.2
24943.627738	-26.9	6.7	-20.2
24831.927854	-26.9	6.8	-20.2
18072.615114	-27.0	6.8	-20.2

Measurement Settings

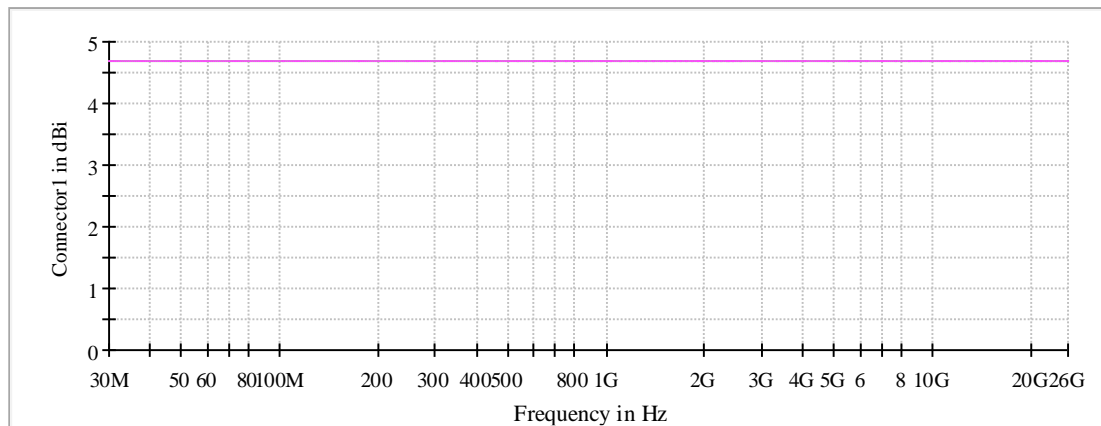
Start Frequency (MHz)	Stop Frequency (MHz)	Pre Measurement	Final Measurement
30.000000	2350.000000	1	1
2350.000000	2483.500000	2	1
2483.500000	26000.000000	1	1

Spurious



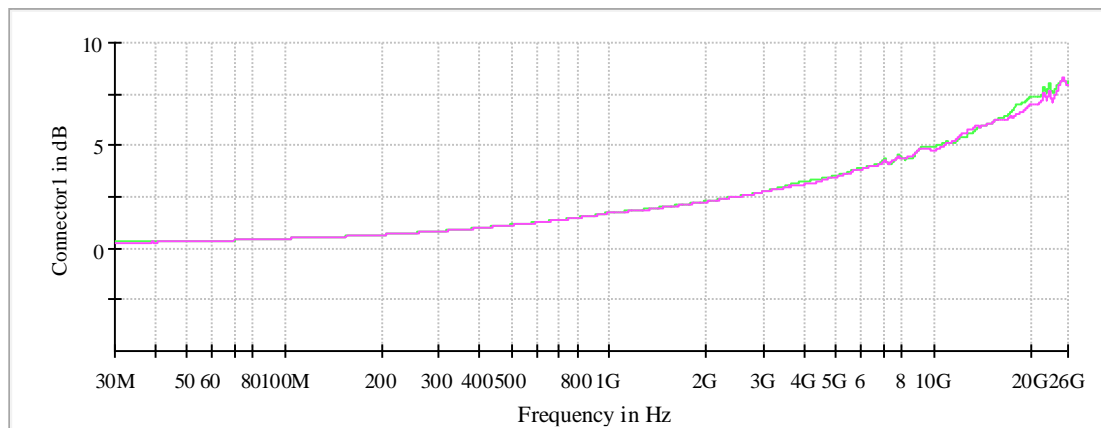
— Limit - - - - Threshold — Sum Level × Critical × Final Critical

Gain



— Connector1 — Connector2

Attenuation



— Connector1 — Connector2

Minimum Emission Bandwidth 6 dB (2452 MHz; 24.000 dBm; 40 MHz)

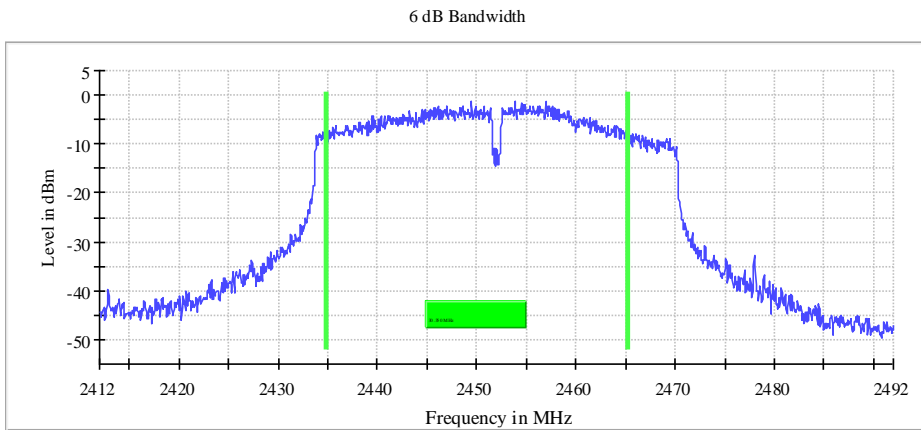
Customized settings.

6 dB Bandwidth

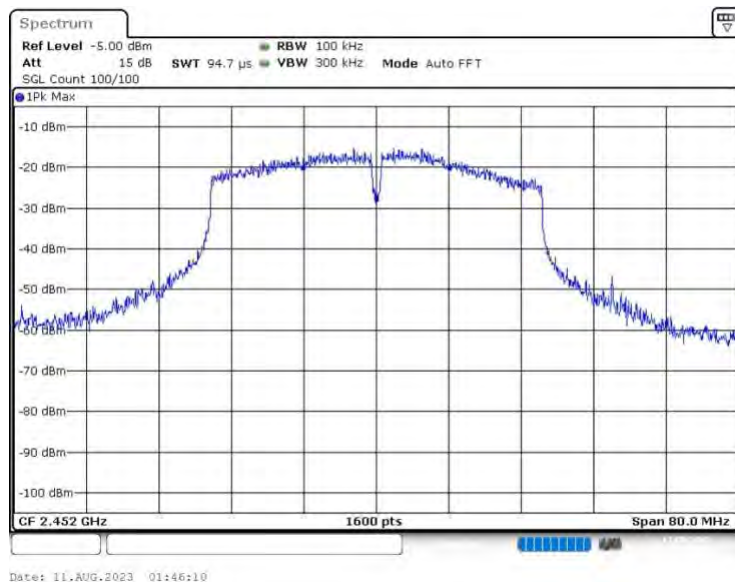
DUT Frequency (MHz)	Bandwidth (MHz)	Limit Min (MHz)	Limit Max (MHz)	Band Edge Left (MHz)	Band Edge Right (MHz)
2452.000000	30.350000	0.500000	---	2434.825000	2465.175000

(continuation of the "6 dB Bandwidth" table from column 6 ...)

DUT Frequency (MHz)	Max Level (dBm)	Result
2452.000000	-1.2	PASS



Bandwidth



Occupied Channel Bandwidth 99% (2452 MHz; 24.000 dBm; 40 MHz)

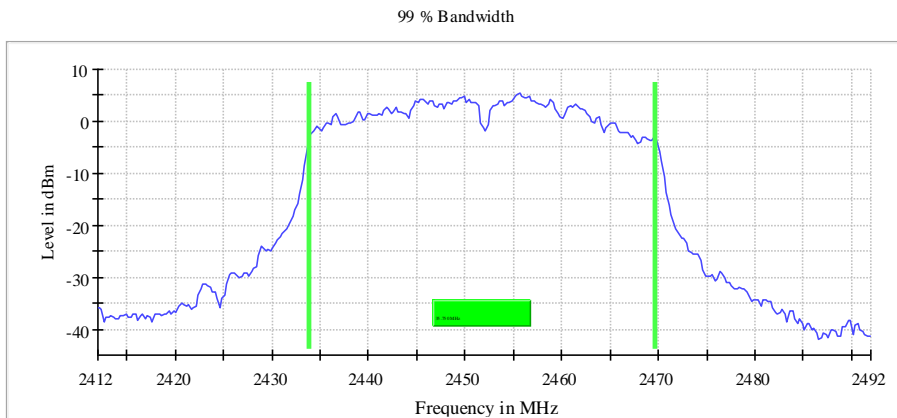
Customized settings.

99 % Bandwidth

DUT Frequency (MHz)	Bandwidth (MHz)	Limit Min (MHz)	Limit Max (MHz)	Band Edge Left (MHz)	Band Edge Right (MHz)
2452.000000	35.750000	---	---	2433.875000	2469.625000

(continuation of the "99 % Bandwidth" table from column 6 ...)

DUT Frequency (MHz)	Result
2452.000000	PASS



Bandwidth



Date: 11-AUG-2023 01:47:52

Tx Spurious Emission (2452 MHz; 24.000 dBm; 40 MHz)

Customized settings.

Result

DUT Frequency (MHz)	Result
2452.000000	PASS

Final measurements

Frequency (MHz)	Level Pre Measurement (dBm)	level (dBm)	Limit (dBm)	Margin (dB)	Result
---	---	---	---	---	---

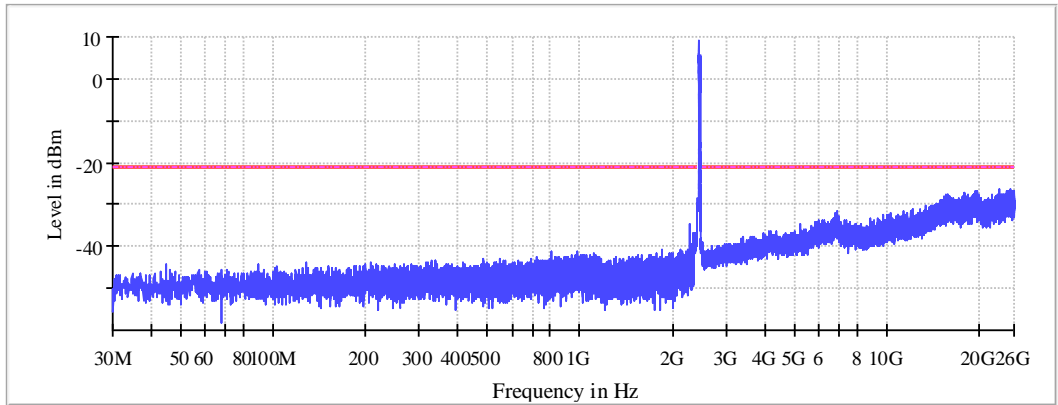
Pre Measurements

Frequency (MHz)	Level (dBm)	Margin (dB)	Limit (dBm)
23398.935916	-26.4	5.4	-21.1
25121.465712	-26.5	5.4	-21.1
25086.192064	-26.6	5.5	-21.1
25158.943963	-26.6	5.5	-21.1
25072.964446	-26.7	5.6	-21.1
25297.833951	-26.7	5.6	-21.1
24976.696783	-26.7	5.6	-21.1
25378.669393	-26.7	5.7	-21.1
25061.206564	-26.8	5.7	-21.1
25718.913120	-26.8	5.7	-21.1
24728.311514	-26.8	5.8	-21.1
25413.208173	-26.8	5.8	-21.1
25128.079521	-26.9	5.8	-21.1
25982.730610	-26.9	5.8	-21.1
19501.932713	-26.9	5.8	-21.1

Measurement Settings

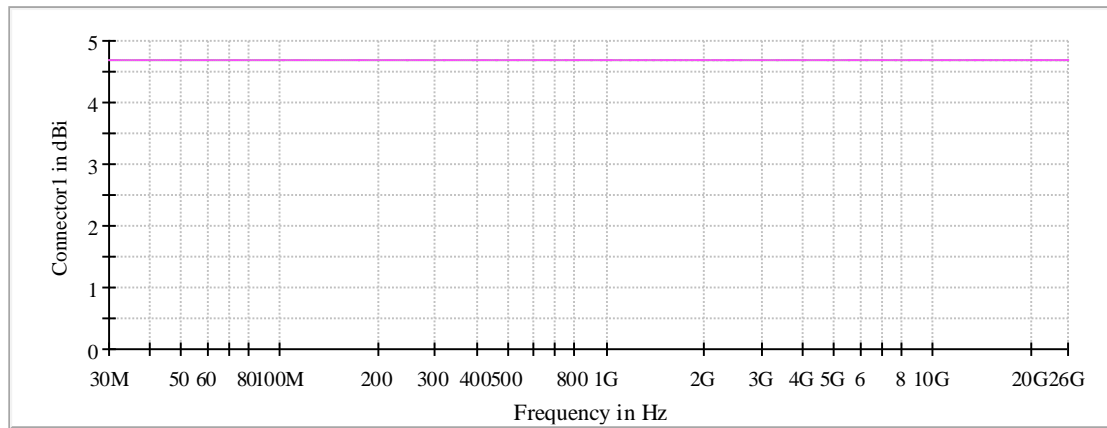
Start Frequency (MHz)	Stop Frequency (MHz)	Pre Measurement	Final Measurement
30.000000	2350.000000	1	1
2350.000000	2483.500000	2	1
2483.500000	26000.000000	1	1

Spurious



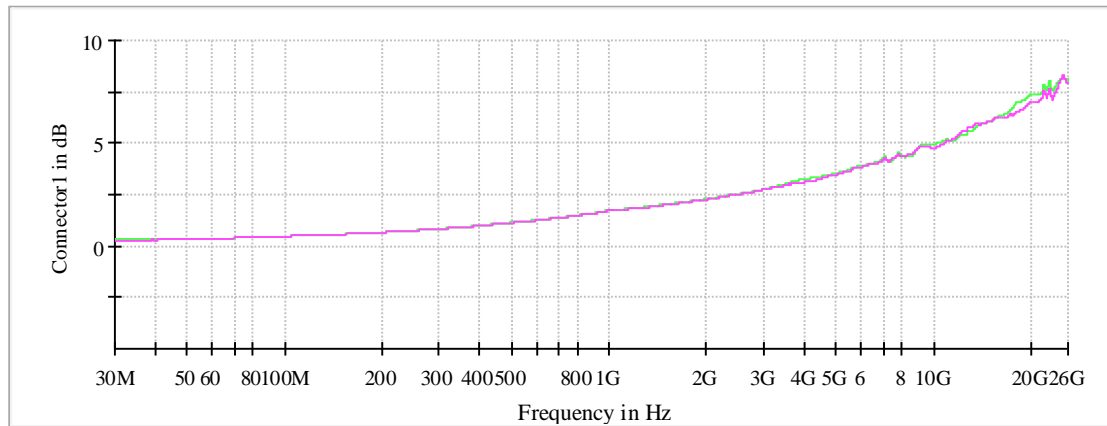
— Limit - - - - Threshold — Sum Level × Critical × Final Critical

Gain



— Connector1 — Connector2

Attenuation



— Connector1 — Connector2

-- End of Report --